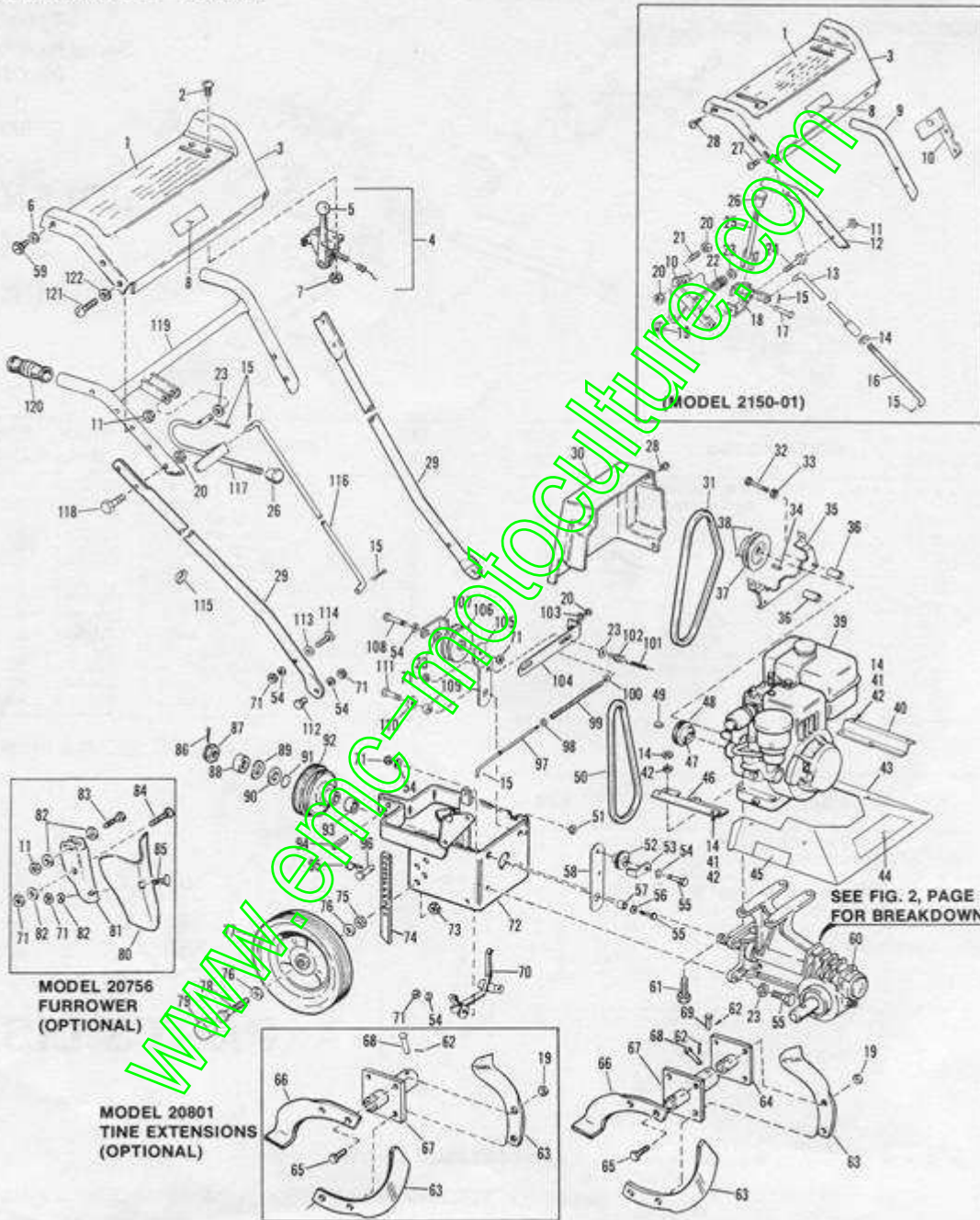


BOLENS 5 H P TILLER



MODEL 2150 — Type 01 and Serial Number 0200101 thru 0399999

REF. NO.	PART NO.	DESCRIPTION	NO. REQ'D.	REF. NO.	PART NO.	DESCRIPTION	NO. REQ'D.
1	1723589	Decal (Instructions) (1)	1	59	1185549	Screw, No. 10-24 × 5/8	
	1727383	Decal (Instructions) (2)	1			Thread Cutting (2) (3)	2
	1729203	Decal (Instructions) (3)	1	60	1723618	Decal (Caution)	1
2	1115815	Machine Screw	2	61	1100779	Capscrew, 5/16-18 × 1-3/4	4
3	1724878	Console (1)	1	62	1100349	Cotter Pin, 1/8 × 3/4	4
	1727397	Console (2)	1	63	1712713	Tine, Left Hand	8
	1726164	Console (3)	1	64	1713256	Tine Hub	2
4	1723664	Speed Control (Incl. Ref. No. 5)	1	65	1100043	Capscrew, 3/8-16 × 1-1/4	16
		Knob Only	1	66	1712714	Tine, Right Hand	8
5	1724527	Flat Washer, No. 10 (2)	2	67	1713257	Extension Hub Assembly	2
6	1103959	External Lockwasher Nut	2	68	1710731	Clevis Pin, 3/8	2
7	1185985	External Lockwasher Nut	2	69	1705593	Clevis Pin, 3/8 × 1-5/8	2
8	1723510	Decal (Logo) (1)	1	70	1716015	Belt Guide	1
	1727376	Decal (Logo) (2) (3)	1	71	1121509	Hex Nut, 3/8-16	10
9	1723722	Upper Handle, L.H. (1)	1	72	1724770	Frame Assembly (1)	1
	1729131	Upper Handle, L.H. (3)	1			Frame Assembly (2) (3)	1
10	1724774	Cross Member Assembly (1)	1	73	1110110	Lock Nut, 1/2-13	2
		Lock Nut, 1/4-20	4	74	1723730	Apron Shoe	1
11	1110106	Upper Handle, R.H. (1)	1	75	1186233	Hex Nut, 1/2-13	2
12	1729130	Upper Handle, R.H. (3)	1	76	1107385	Flat Washer, 1/2	4
		Control Rod Assembly (1)	1	77	1723725	Wheel and Tire	2
13	1724769	Hex Nut, 5/16-18	8	78	1100060	Capscrew, 1/2-13 × 2-3/4	2
14	1182563	Cotter Pin, 3/32 × 3/4	6	79	1726639	Tub Cap	2
15	1100346	Lower Control Rod (1)	1	80	1726630	Furrow Opener	1
16	1724761	Clevis Pin (1)	1	81	1724722	Tool Shank	1
17	1724760	Pivot Arm Assembly (1)	1	82	1105254	Flat Washer, 1/4	2
18	1724766	Lock Nut, 3/8-16	16	83	1105845	Capscrew, 1/4-20 × 1-1/4	2
19	1110108	Lock Nut, 5/16-18	6	84	1111286	Carriage Bolt, 3/8-16 × 1-1/4	1
20	1110107	Pin (1)	1	85	81458	Bolt	1
21	1724759	Compression Spring (1)	1	86	185260	Cotter Pin, 3/32 × 1-1/2	1
22	1723367	Flat Washer, 3/8	6	87	1712591	Castle Nut, 3/4-16	1
23	1107383	Capscrew, 3/8-16 × 3 (1)	1	88	1723194	Spacer	1
24	1111614	Control Lever Assy. (1)	1	89	1702258	Wave Washer	1
25	1724776	Knob	1	90	1708012	Washer	1
26	1715546	Round Head Machine Screw, 1/4-20 × 1-3/4 (1) (3)	4	91	1177393	O-Ring	1
27	1100140	Pan Head Screw, No. 8-32 × 1/2 (1)	1	92	1722071	Step Sheave (Incl. Ref. No. 93) (1) (2)	1
28	1185555	Lower Handle (1)	1			Step Sheave (Incl. Ref. No. 93) (3)	1
29	1723769	Lower Handle (2)	2	93	1720387	Sleeve Wear	1
	1727391	Lower Handle (3)	2	94	1185218	Roll Pin, 1/4 × 1-1/8	1
30	1723770	Belt Cover	1	95	1703011	Spring, Cotter	1
31	1800367	Drive Belt, 33"	1	96	1890227	Pin	1
32	1111601	Capscrew, 1/4-20 × 1-3/4	2	97	1724762	Control Rod (1)	1
33	1100241	Lockwasher, 1/4	2			Control Rod (2) (3)	1
34	1104333	Square Key, 3/16 × 1	1	98	1711396	Flat Washer, 5/16 (Special)	1
35	1723762	Belt Guide Assembly	1	99	1716033	Compression Spring	1
36	1714721	Spacer	2	100	1714521	Spherical Washer	1
37	1712702	Step Sheave	1	101	1710926	Spring, Extension	1
38	1182554	Set Screw, 5/16-18 × 5/16	2	102	1716027	Special Screw, 3/8-16 × 1	2
39		Briggs & Stratton Engine 130292	1	103	1100255	Flat Washer, 5/16	1
		Hood Bracket	1	104	1716030	Shifter Arm	1
40	1722065	Screw, 5/16-18 × 1/2	4	105	1716028	Idler Arm, Forward	1
41	1118378	Lockwasher, 3/8	8	106	1710567	Idler Pulley	1
42	1100242	Hood	1	107	1715104	Belt Guide	1
43	1721697	Decal, (5/16) (1)	1	108	1100048	Capscrew, 3/8-16 × 2	1
44	1723539	Decal (Caution)	1	109	1716034	Spacer	1
45	1723591	Decal (Warning)	1	110	1100257	Flat Washer, 1/2	1
46	1722064	Hood Bracket	1	111	1100064	Capscrew, 1/2-13 × 1-1/2	1
47	1103437	Set Screw, 1/4-20 × 1/4	2	112	1100913	Capscrew, 3/8-16 × 7/8	2
48	1716026	Washer, 1/8 × 5/8	1	113	1724642	Special Washer	2
49	1104435	Washer, 1/8 × 5/8	1	114	1100086	Capscrew, 3/8-16 × 1-3/4	2
50	1716036	Washer, 3/16 × 1/2	1	115	149925	Cable Clip	1
51	1185496	Lock Nut, 1/2-13	1	116	1716019	Upper Shift Lever Rod (2) (3)	1
52	1716020	Sheave	1	117	1727273	Shift Lever (2) (3)	1
53	1716022	Belt Guide	1	118	1100799	Capscrew, 5/16-18 × 1-1/2 (2)	4
54	1100243	Lockwasher, 3/8	9	119	1727390	Upper Handle Assy., (2)	1
55	1100047	Capscrew, 3/8-16 × 1-1/2	4	120	1703539	Grip	2
56	1100256	Flat Washer, 3/8	1	121	1115958	Machine Screw, 1/4-20 × 1-1/2 (2)	4
57	1716037	Spacer	1			Flat Washer, 1/4 (2) (3)	8
58	1716029	Idler Arm, Reverse	1	122	1107381		

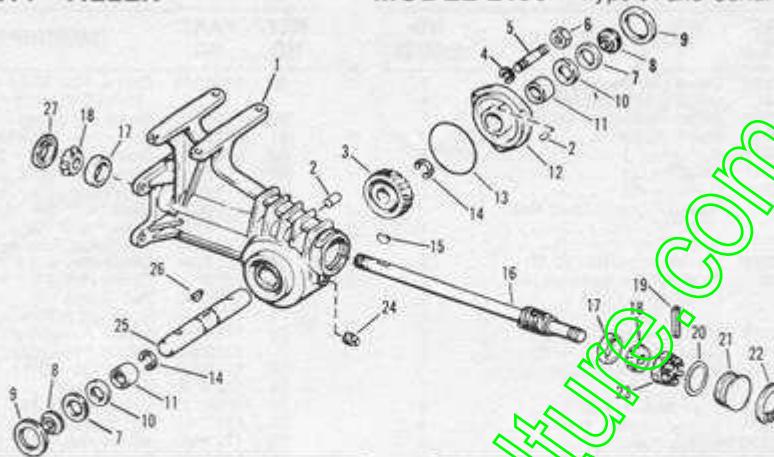
(1) 2150-01
 (2) Serial Numbers 0200101 thru 0299999
 (3) Serial Numbers 0300101 thru 0399999

*Purchase Parts from your Briggs & Stratton Outlet

BOLENS 5 H P TILLER

MODEL 2150 – Type 01 and Serial Number 0200101

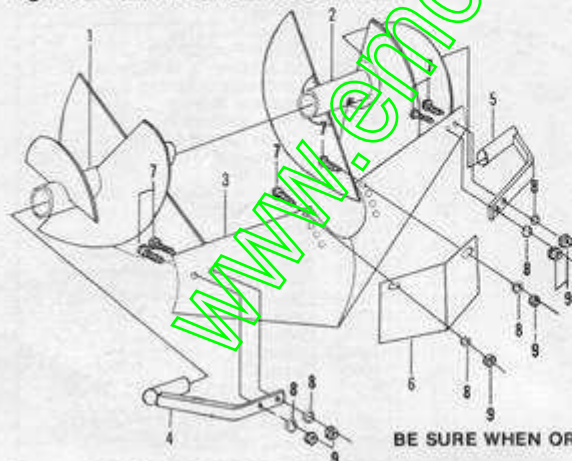
thru 0399999



REF. NO.	PART NO.	DESCRIPTION	NO. REQ'D.
1	1712656	Gear Case	1
2	182682	Breather	2
3	1720390	Spiral Gear 35T	1
4	1100242	Lockwasher, 5/16	3
5	1185876	Stud, 5/16-18 x 1-1/4	3
6	1110107	Lock Nut, 5/16-18	3
7	1706014	Dust Seal	2
8	1713161	Seal Washer	2
9	1705400	Dust Seal	2
10	1185295	Oil Seal	2
11	1187181	Needle Bearing	2
12	1722068	Gear Case Cover	1
13	1185553	O-Ring	1
14	1185269	Retaining Ring	1

REF. NO.	PART NO.	DESCRIPTION	NO. REQ'D.
15	1180277	Woodruff Key, 3/16 x 7/8	1
16	11023193	Worm Shaft	1
17	1185276	Bearing Cup	2
18	1185275	Bearing Cone	2
19	1704692	Drive Pin, 1/8 x 1	1
20	1185267	O-Ring	1
21	1712593	Plug	1
22	1118733	Retaining Ring	1
23	1712591	Castle Nut, 3/4-16	1
24	1105678	Pipe Plug, 3/8 NPT	1
25	1711385	Tine Shaft	1
26	1100276	Woodruff Key, 1/4 x 7/8	1
27	1185777	Oil Seal	1

Figure 2 GEAR CASE ASSEMBLY



REF. NO.	PART NO.	DESCRIPTION
*1	JT-1L	Left Hand Cultivator Blade
*2	JT-1R	Right Hand Cultivator Blade
*3	JT-3	Bedder Plate
*4	JT-2L	Left Hand Bedder Bracket
*5	JT-2R	Right Hand Bedder Bracket
*6	JT-4	Adjustment Plate
7	1100805	1/4-20" x 3/4" Hex Hd. Capscrew
8	1100241	1/4" Lockwasher
9	1186229	1/4-20" Hex Nut

*Order Parts From: Til-Row Inc.
14206 Industry
Houston, Tex 77045

BE SURE WHEN ORDERING PARTS FROM TIL-ROW TO SPECIFY MODEL "B"

Figure 3 MODEL 6868 TIL-ROW ATTACHMENT (Optional)

www.emc-motoculture.com