


**MANUEL**

**PIÈCES DE RECHANGE**

**Tracteurs**

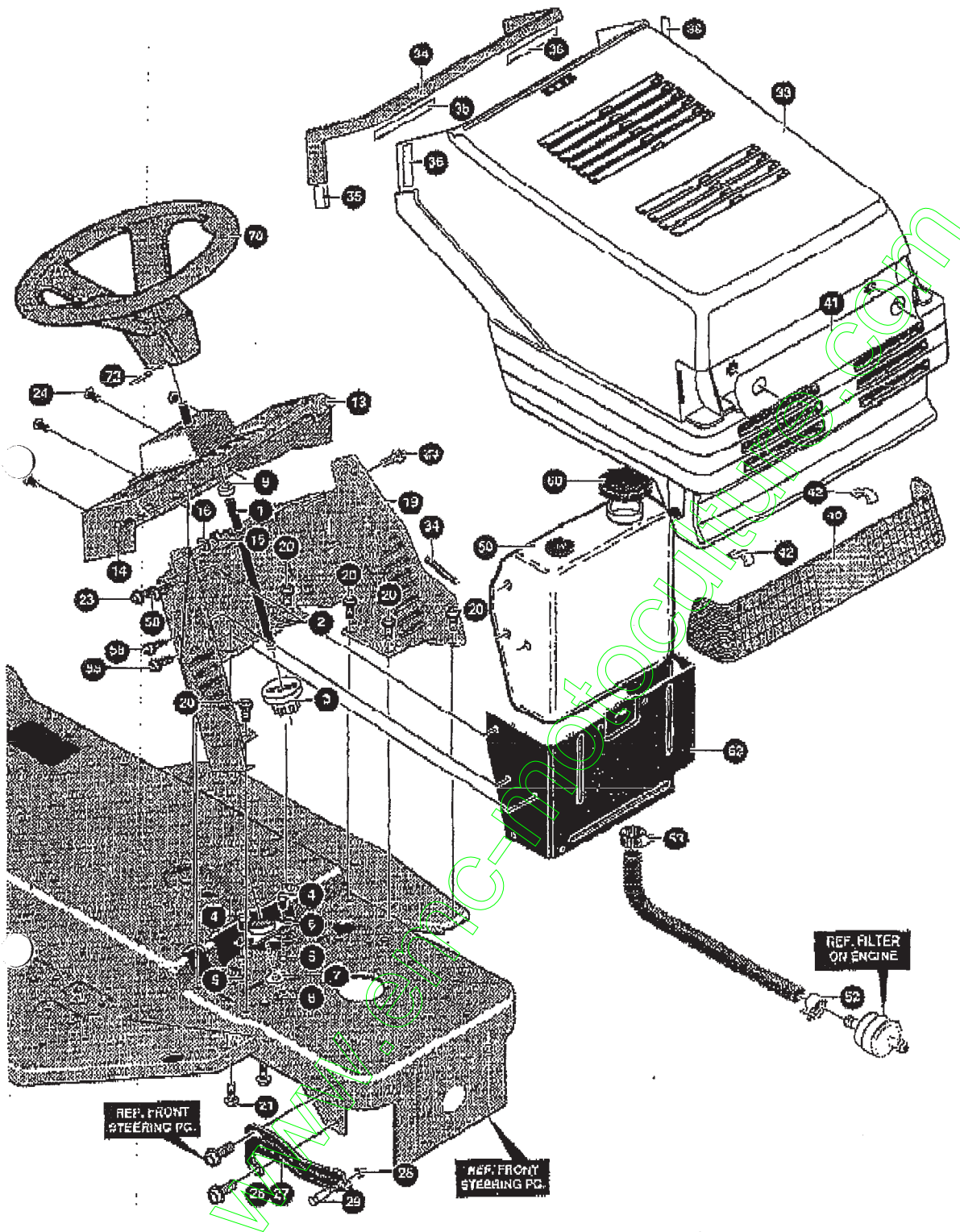


**TONDEUSE AUTOPORTEE**  
**Modèle F4620-000**

Pièce No. 336036 "94"

# MODÈLE F4620-000

# PIÈCES DE RECHANGE



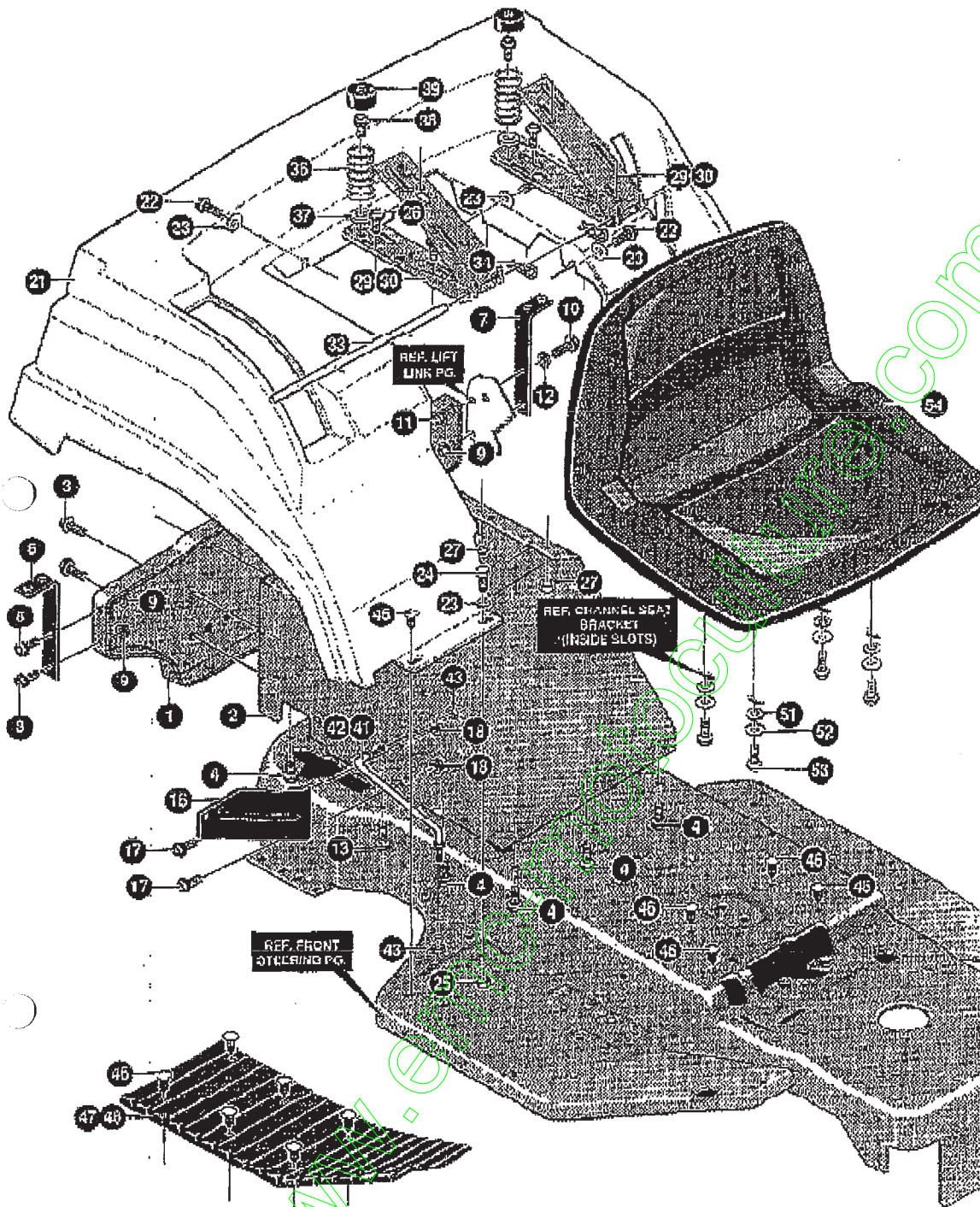
UTILISEZ DES PIÈCES D'ORIGINE POUR  
CONSERVER L'APPLICATION DE LA GARANTIE.

TOUTES LES PIÈCES NON  
REFEREES SONT  
INTERCHANGEABLES AVEC  
LEURS OPPOSEES.

331885 A

# MODÈLE F4620-000 HOOD, DASH & SHAFT ASSEMBLY

KEY#	PART#	DESCRIPTION	QTY
1	302528	SHAFT, STEERING, EURO, GT, LONG	1
2	302524	PIN, DOWEL STEER, EURO, LT	1
3	302314	PINION, STEERING	1
4	323731	SCREW, 5/16-24 X .75 (TO 30-35 FT#)	2
5	71100	NUT, 5/16-24 HEXWDFLLK	2
6	302498	BEARING, SFAL .500 ID X . OD X .75	1
7	2868	WASHER, FLAT .504 X .75 X .059	1
8	20854	RING, RET E .39 X .04 TRU 5133-50	1
9	203228	BUSHING, STEERING SHAFT, UPPER	1
10	231384	DASH, SHORT, H17, MC/EC NOAMP	1
14	180020	SCREW, 1/4-20 X .75 HHC	2
15	1502	NUT, 1/4 20 REGHEXCTRLK	2
16	129392	WASHER, FLAT .281 X .63 X .065	2
19	302920-830	DASH, LOWER, TALL, LT, EURO, GT	1
20	35497	SCREW, 5/16-18 X .50 WAHHTAP	8
21	45263	SCREW, 5/16-18 X .37 WAHHTAP	2
23	095346	SCREW, 1/4-20 X .50 WAHHTAP	2
24	305050	SCREW, 1/4-20 X .50 PHNTAP	4
26	310578-853	BRACKET, HOOD, GT, RH	1
27	310579-853	BRACKET, HOOD, GT, LH	1
28	1498	NUT, 5/16-18 REGHEXCTRLK	2
29	25066	BOLT, .500 X .375 HSSH, 5/16-18	2
33	332450	HOOD, EURO, H-17, GT, MOLD GREY	1
34	12675	TRIM PIECE, PLASTIC, GREY	1
35	306822	CLIP, U-TYPE TINN C27697-014-4	2
36	12598	FASTENER, VELCRO, 2" X 1"	4
40	304708	LENS, HEADLIGHT, EURO GT SMOKE	1
41	306200	DECAL, REFLECTOR EURO, LT	1
42	41482	PRESS CLIP, 1.380 LONG, 255 ID	2
50	315263	ASSEMBLY, GAS TANK 1.5 GALLON	1
52	47345	CLAMP, HOSE SCREW TYPE	2
53	47345	CLAMP, HOSE SCREW TYPE	1
58	180073	SCREW, 5/16-18 X .50 HHC	6
60	12501	CAP, FUEL 2.5" THROAT	1
62	324795-853	HEAT SHIELD, EURO 1.5 & 3 GALLON	1
70	302835	STEERING WHEEL	1
72	456378	PIN, SPRING .250 DIA X 2.00 LONG	1
	336030	PARTS MANUAL	1
	335500	OPERATOR'S MANUAL (FRENCH)	1



UTILISEZ DES PIÈCES D'ORIGINE POUR  
CONSERVER L'APPLICATION DE LA GARANTIE.

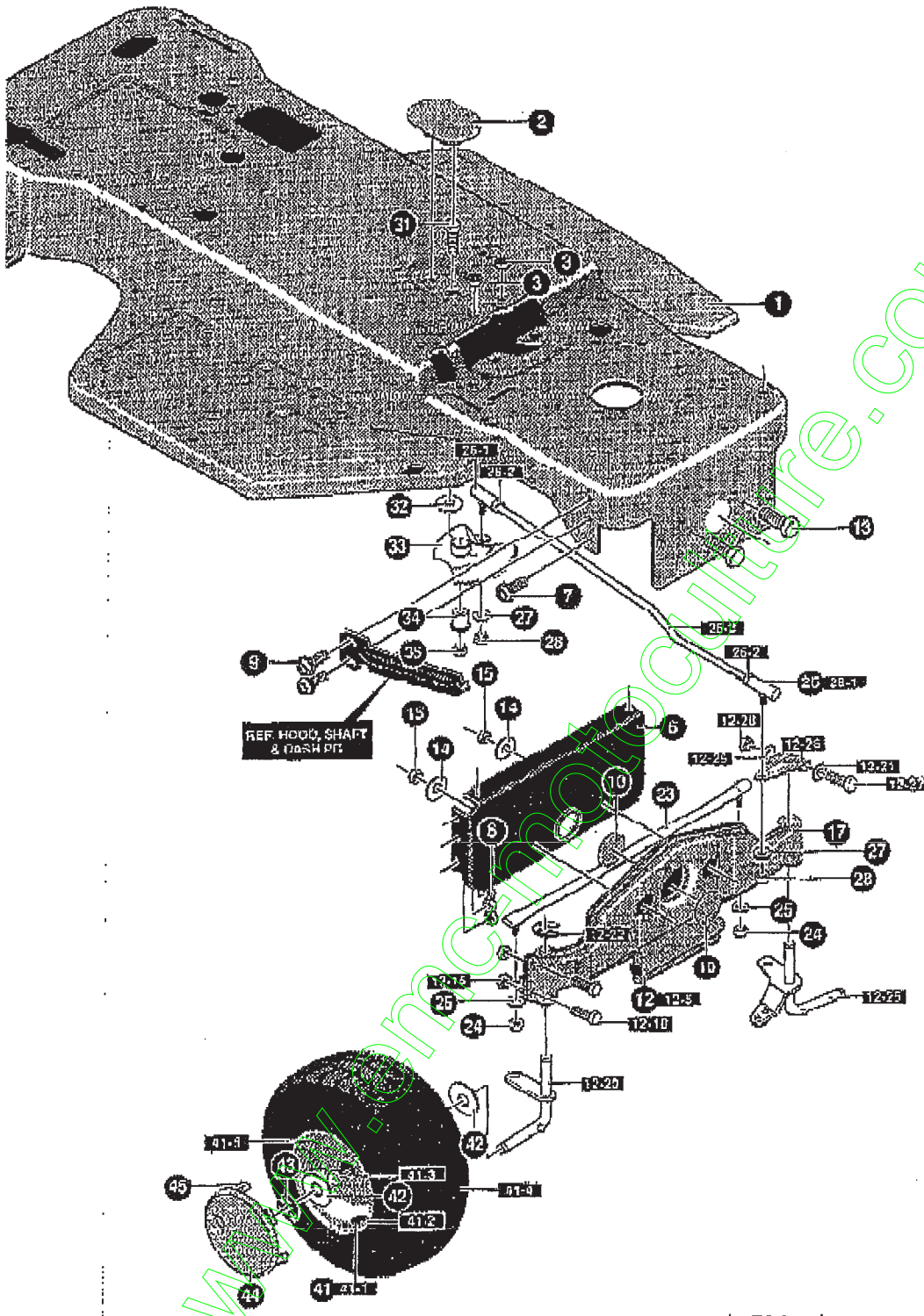
TOUTES LES PIÈCES NON  
RÉFÉREES SONT  
INTERCHANGEABLES AVEC  
LEURS OPPOSÉS.

325970 1

**MODÈLE F4620-000**

**FENDER & SEAT ASSEMBLY**

KEY#	PART#	DESCRIPTION	QTY
1	322068-830	SEAT SUPPORT, ELECTRIC LIFT	1
2	322069-830	SUPPORT, FENDER & SEAT, ELECTRIC/LIFT	1
3	35498	SCREW, 5/16-18 X .75 WAHTAP	5
4	35497	SCREW, 5/16-18 X .50 WAHTAP	10
6	306389	SUPPORT, FENDER, RIGHT, BLACK	1
7	306397	SUPPORT, FENDER, LEFT, BLACK	1
8	55030	SCREW, 5/16-18 X .75 WDFLLK	3
9	55273	NUT, 5/16-18 WDFLLKLRG, WHIZ	3
10	180020	SCREW, 1/4-20 X .75 HHC	1
11	51335	NUT, 1/4-20 WDFLWHIZ-LK	1
12	120885	WASHER, FLAT .250 X .56 X .049	1
13	180077	SCREW, 5/16-18 X .75 HHC	1
16	306381	SUPPORT, SHIFT PLATE	1
17	55030	SCREW, 5/16-18 X .75 WDFLLK	2
18	55273	NUT, 5/16-18 WDFLLKLRG, WHIZ	2
21	304648	FENDER, EURO, F-10, GT, MOLD GREY	1
22	44811	SCREW, 1/4-20 X .75 WAHTAP	5
23	1084	WASHER, FLAT .291 X 1.00 X .063	8
24	180020	SCREW, 1/4-20 X .75 HHC	2
25	1502	NUT, 1/4-20 REGHEXCTRLK	2
26	55030	SCREW, 5/16-18 X .75 WDFLLK	4
27	1498	NUT, 5/16-18 REGHEXCTRLK	4
29	302887-830	CHANNEL, SEAT, RH	2
30	305434-830	CHANNEL, SEAT, LH	2
33	304481	ROD, SEAT SUPPORT	1
34	35368	PIN, HAIR .072 DIA X 1.13 LONG	2
36	230453	SPRING, SEAT 1.50 OD X 2.25 LONG	2
37	120393	WASHER, FLAT .344 X .69 X .065	2
38	35498	SCREW, 5/16-18 X .75 WAHTAP	2
39	55907	COVER, SEAT SPRING 1.5 ID X 1.0 LONG	2
41	319388	SUPPORT, FOOTREST STIFNR, RH	1
42	319387	SUPPORT, FOOTREST STIFNR, LH	1
43	1498	NUT, 5/16-18 REGHEXCTRLK	4
46	311087	FASTENER, RATCHET, BLACK	18
47	314888	FOOT PAD ASSEMBLY, RH, ERO W/ADH 861	1
48	314889	FOOT PAD ASSEMBLY, LH, ERO W/ADH 861	1
51	120393	WASHER, FLAT .344 X .69 X .065	4
52	120838	WASHER, HVSPTLK .328 X .60 X .09	4
53	180077	SCREW, 5/16-18 X .75 HHC	4
54	310384	SEAT, MICHIGAN GEN, W/SWITCH HOLE	1



UTILISEZ DES PIÈCES D'ORIGINE POUR  
CONSERVER L'APPLICATION DE LA GARANTIE.

TOUTES LES PIÈCES NON  
REFEREES SONT  
INTERCHANGEABLES AVEC  
LEURS OPPOSEES.

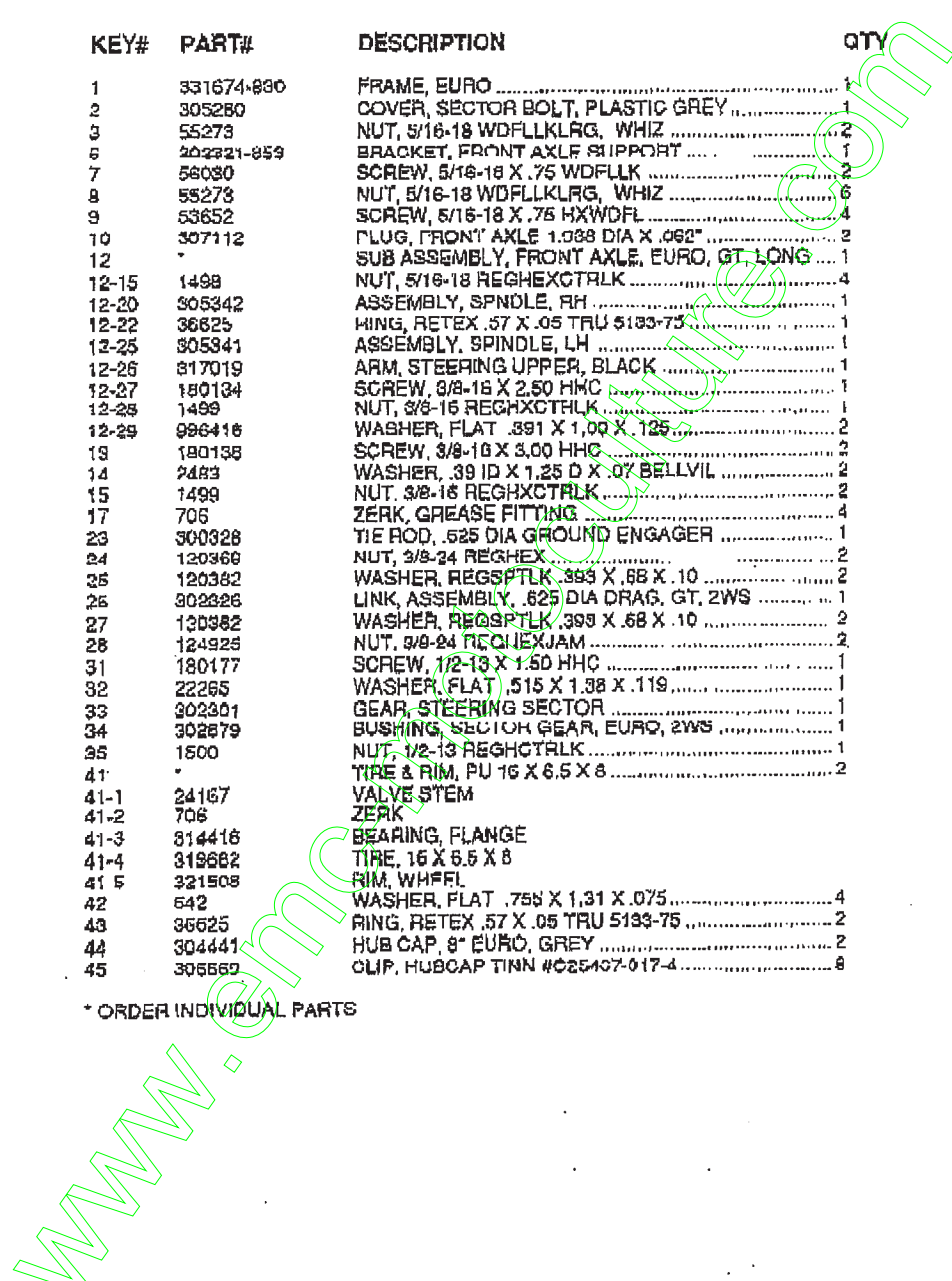
331881 B

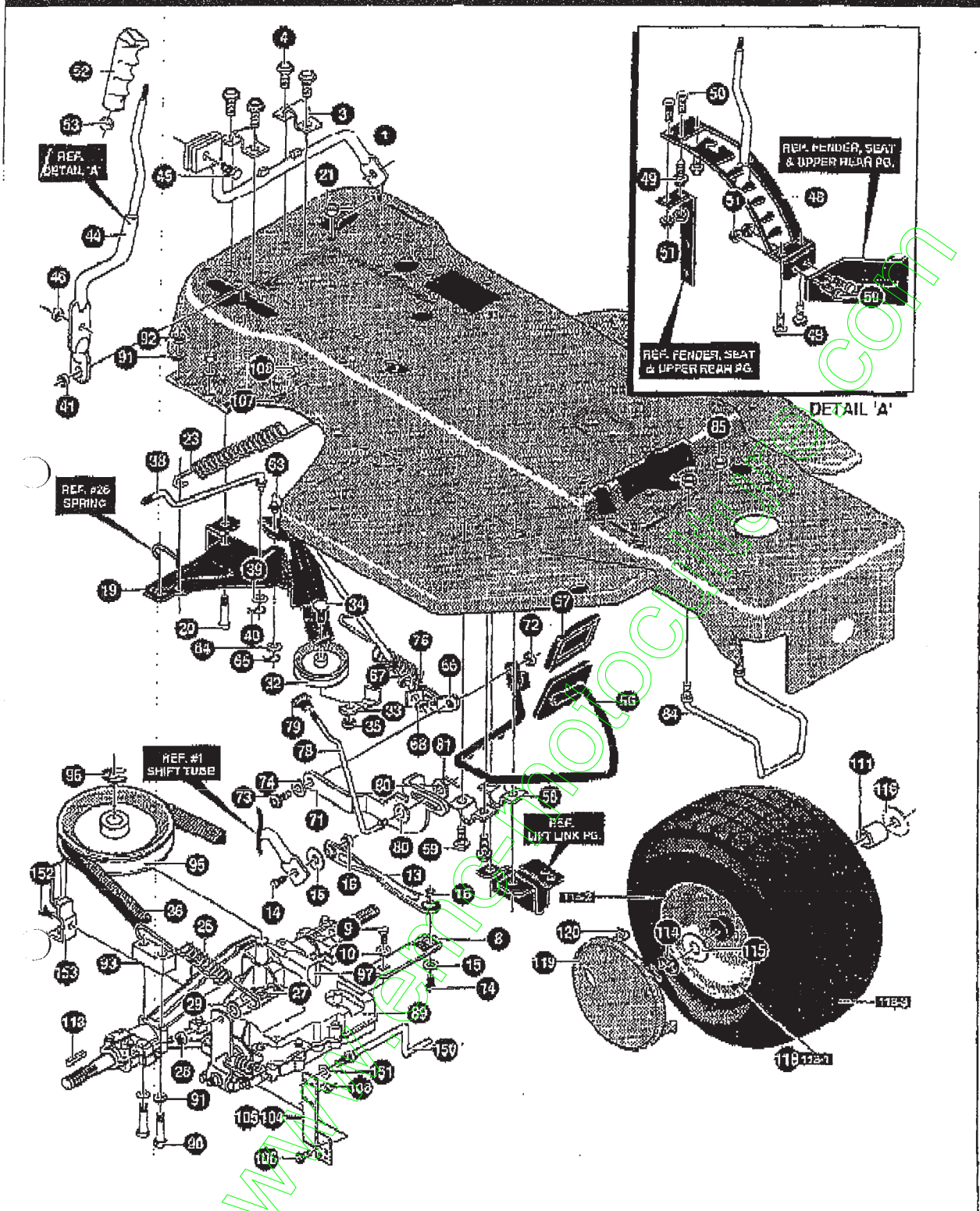
**MODÈLE F4620-000**

**FRONT STEERING ASSEMBLY**

KEY#	PART#	DESCRIPTION	QTY
1	331674-000	FRAME, EURO	1
2	305280	COVER, SECTOR BOLT, PLASTIC GREY	1
3	55273	NUT, 5/16-18 WDFLLKLRG, WHIZ	2
5	202221-059	BRACKET, FRONT AXLE SUPPORT	1
7	56030	SCREW, 5/16-18 X .75 WDFLLK	2
8	55273	NUT, 5/16-18 WDFLLKLRG, WHIZ	6
9	53652	SCREW, 5/16-18 X .75 HXWDFL	4
10	307112	PLUG, FRONT AXLE 1.088 DIA X .062"	2
12	"	SUB ASSEMBLY, FRONT AXLE, EURO, GT LONG	1
12-15	1499	NUT, 5/16-18 REGHEXGTRLK	4
12-20	305342	ASSEMBLY, SPINDLE, RH	1
12-22	36625	RING, RETEX .57 X .05 TRU 5133-75	1
12-25	305341	ASSEMBLY, SPINDLE, LH	1
12-26	317019	ARM, STEERING UPPER, BLACK	1
12-27	180134	SCREW, 3/8-18 X 2.50 HHC	1
12-28	1499	NUT, 3/8-18 REGHXCTRLK	1
12-29	996416	WASHER, FLAT .391 X 1.00 X .125	2
13	180138	SCREW, 3/8-18 X 3.00 HHC	3
14	2483	WASHER, .39 ID X 1.25 O X .07 BELLVIL	2
15	1499	NUT, 3/8-18 REGHXCTRLK	2
17	706	ZERK, GREASE FITTING	4
23	300328	TIE ROD, .625 DIA GROUND ENGAGER	1
24	120360	NUT, 3/8-24 REGHEX	2
25	120362	WASHER, REGSPFLK .393 X .68 X .10	2
26	302226	LINK, ASSEMBLY, .625 DIA DRAG, GT, 2WS	1
27	120362	WASHER, REGSPFLK .393 X .68 X .10	2
28	124925	NUT, 3/8-24 REGHEXJAM	2
31	180177	SCREW, 1/2-13 X 1.50 HHC	1
32	22265	WASHER, FLAT .515 X 1.38 X .119	1
33	302301	GEAR, STEERING SECTOR	1
34	302879	BUSHING, SECTOR GEAR, EURO, 2WS	1
35	1500	NUT, 1/2-13 REGHCTRLK	1
41	"	TIRE & RIM, PU 16 X 6.5 X 8	2
41-1	24167	VALVE STEM	
41-2	706	ZERK	
41-3	314416	BEARING, FLANGE	
41-4	319662	TIRE, 16 X 6.5 X 8	
41-5	321508	RIM, WHFEL	
42	642	WASHER, FLAT .755 X 1.31 X .075	4
43	36625	RING, RETEX .57 X .05 TRU 5133-75	2
44	304441	HUB CAP, 8" EURO, GREY	2
45	305569	CLIP, HUBCAP TINN #C25407-017-4	8

\* ORDER INDIVIDUAL PARTS





UTILISEZ DES PIÈCES D'ORIGINE POUR  
CONSERVER L'APPLICATION DE LA GARANTIE.

TOUTES LES PIÈCES NON  
REFEREES SONT  
INTERCHANGEABLES AVEC  
LEURS OPPOSEES.

325728 B

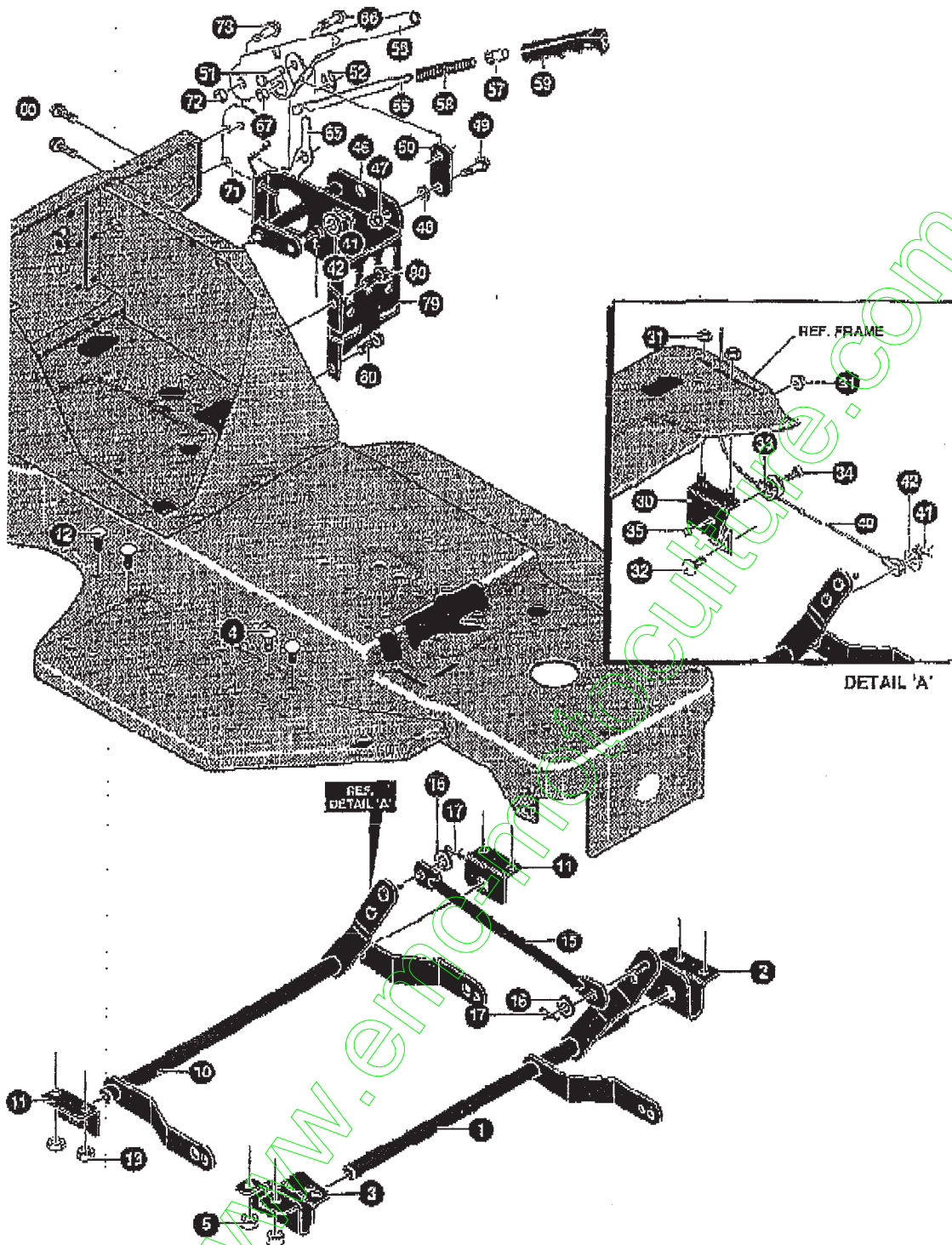


**MODELE F4620-000**

**SHIFT/DRIVE ASSEMBLY**

KEY#	PART#	DESCRIPTION	QTY
1	321421	TUBE ASSEMBLY, SHIFT, BLACK	1
3	302530	CLIP, SHIFT LEVER	2
4	35407	SCREW, 5/16-18 X .50 WAHHTAP	4
5	302502	LEVER, TRANS SHIFT	1
9	58255	SCREW, 1/4-28 X .75 NYLHHC	1
10	57157	WASHER, .750 X .250 SP-TRANSAXLE	1
13	300546	LINK, TIE ROD, SHIFT, 7.612 CAL	1
14	180124	SCREW, 8/8-16 X 1.25 HHC	2
15	120394	WASHER, FLAT .406 X .61 X .065	2
15	1498	NUT, 3/8-18 REGHEXCTRLK	2
18	304049	ARM IDLER	1
20	51189	BOLT, .500 X 1.280 HSSH, 3/8-18	1
21	1405	NUT, 3/8-18 REGHEXCTRLK	1
23	304209	SPRING, CLUTCH	1
26	304130	SPRING, BRAKE 1.00 OD X 3.12 X.120	1
27	25088	BOLT, .506 X .375 HSSH, 5/16-18	1
28	1498	NUT, 5/16-18 REGHEXCTRLK	1
28	308188	WASHER, FLAT .515 X 1.31 X .08	1
32	40223	PULLEY, IDLER BFF	1
33	304105	BELT RETAINER	1
34	57325	BOLT, 3/8-16 X 2.00 CARRSN	1
35	45171	NUT, 3/8-18 HWDFL, WHIZ LOCK	1
36	303242	BELT, V 4L, 93.00 LONG	1
38	304089	ROD, SHIFT-ON-THE-GO	1
39	120394	WASHER, FLAT .406 X .61 X .065	1
40	56300	PIN, HAIR, .072 DIA X 1.19 LONG	1
41	71046	NUT, 3/8-18 HEXNYL	1
44	304025-859	TUBE ASSEMBLY, SHIFT PIVOT	1
45	304088	BOLT, .375 X .400 1/4-20 X .47 HSSH	1
46	1502	NUT, 1/4-20 REGHEXCTRLK	1
48	305382-830	QUADRANT, SHIFT P820-6SP, EURO	1
48	300902	SCREW, #10 X .50 HHTAPPST, BLACK	4
50	180020	SCREW, 1/4-20 X .75 HHC	4
51	51335	NUT, 1/4-20 WDFLWHIZ-LK	4
52	304728	HANDLE, 3/8-18 MOLDED GREY	1
53	120377	NUT, 3/8-18 REGHEXCTRLK	1
56	302319-859	WELD ASSEMBLY, CLUTCH/BRAKE ARM	1
57	302335	PAD, CLUTCH/BRAKE MOLD, W/L BLACK	1
58	313271	BRACKET, CLUTCH/BRAKE ARM	2
59	35407	SCREW, 5/16-18 X .50 WAHHTAP	2
63	304212	MOD, CLUTCH	1
64	120392	WASHER, FLAT .281 X .63 X .065	1
65	121233	PIN, COTTER, .062 DIA X .75 LONG	1
66	304125	BRACKET, BRAKE ROD	1
67	271184	NUT, 5/16-18 HEXKEPS	1
68	1498	NUT, 5/16-18 REGHEXCTRLK	1
71	304208	LEVER, PARK BRAKE	1
72	1498	NUT, 5/16-18 REGHEXCTRLK	1
73	25086	BOLT, .500 X .375 HSSH, 5/16-18	1
74	30285	WASHER, WAVE .50 ID	1
76	305501	SPRING, CLUTCH/BRAKE, PEDAL RETURN	1
78	304217	ROD, PARKING BRAKE	1
79	304387	KNOB, PARK BRAKE, BLACK	1
80	120385	WASHER, FLAT .250 X .66 X .049	2
81	121229	PIN, COTTER, .062 DIA X .75 LONG	1
84	310162	GUIDE, BELT, 820 TRANSAXLE	1
85	1498	NUT, 5/16-18 REGHEXCTRLK	2
89	*	TRANSAXLE, P820-6SP 2WS, EURO	1
90	180735	SCREW, 5/16-18 X 3.25 HHC	1
91	120393	WASHER, FLAT .344 X .69 X .065	2
92	1498	NUT, 5/16-18 REGHEXCTRLK	4
93	307782	SPACER, TRANSAXLE, #20 2.50" OFF	2
95	304754	PULLEY, 4L, 0.0 O.D.	1
96	22053	RING, RETEX .58 X .035 TRU 5100-52	1
97	50795	KEY, HI-PRO #06 .75 DIA X .187 WD	1
104	312401	BRACKET ASSEMBLY, LH, BLACK	1
105	912492	BRACKET ASSEMBLY, RH, BLACK	1
106	95498	SCREW, 5/16-18 X .75 WAHHTAP	4
107	180077	SCREW, 5/16-18 X .75 HHC	3
108	1498	NUT, 5/16-18 REGHEXCTRLK	4
111	305510	SPACER, REAR AXLE	2
113	303302	KEY, SQUARE .250 SQUARE X 2 1/2 LONG	2
114	302555	RING, RETEX .82 X .035 TRU 5133-98	2
115	30831	WASHER, FLAT 1.00 X 1.50 X .04	2
116	51570	WASHER, FLAT 1.010 X 1.50 X .09	2
118	*	TIRE & RIM, PU 23 X 9.5 X 12	2
118-1	24187	VALVE STEM	1
118-2	304194	RIM, WHEEL	1
118-3	310690	TIRE, 23 X 9.5 X 12	2
119	304538	HUB CAP, BRD 12", GREY	2
120	306009	CLIP, HUDGAP TINN #G35-47-07-1	10
150	310140	GUIDE, BELT, 820 TRANSAXLE	1
151	388338	WASHER, REGINTLK .320 X .61 X .03	1
152	35702	SCREW, 5/16-18 X 1.50 WAHHTAP	1
153	310139	GUIDE, BELT, 820 TRANSAXLE	1
159	2483	WASHER, 39 ID X 1.25 O X .07 BELT VIL	1
160	990307	WASHER, FLAT .391 X 1.00 X .209	1

\* CONTACT YOUR NEAREST TRANSAXLE DEALER FOR PARTS & SERVICE  
 \* ORDER INDIVIDUAL PARTS

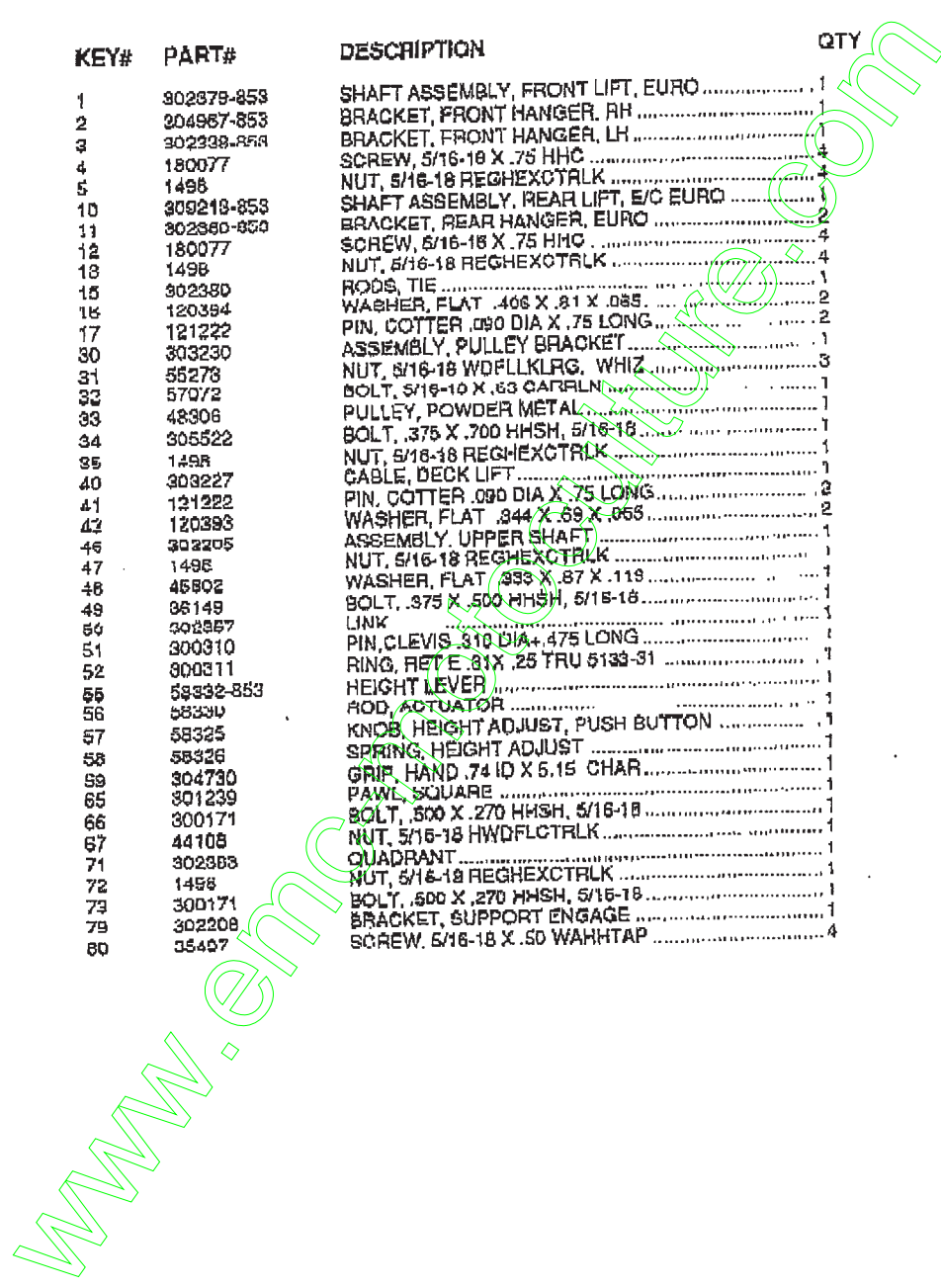


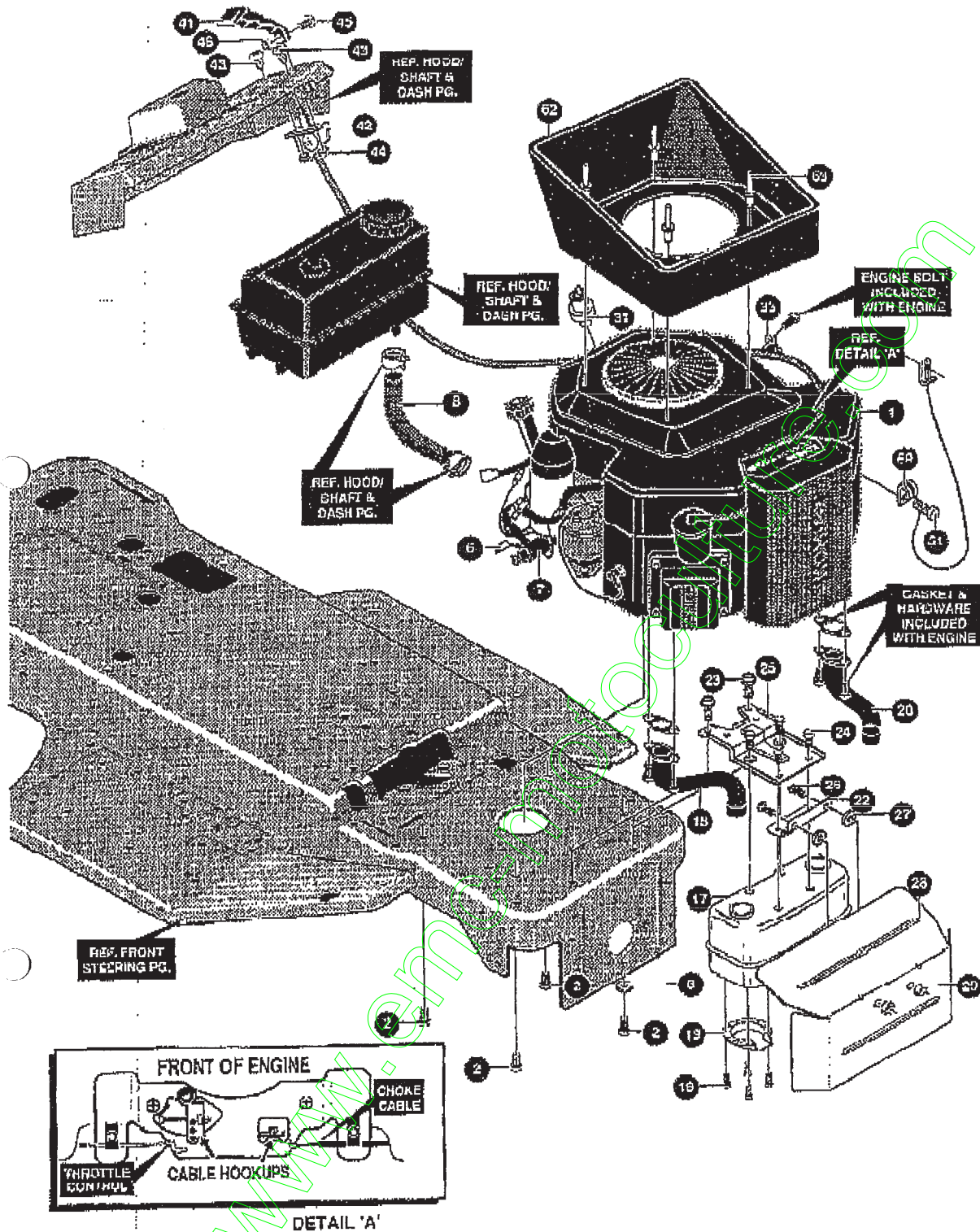
UTILISEZ DES PIÈCES D'ORIGINE POUR  
CONSERVER L'APPLICATION DE LA GARANTIE.

TOUTES LES PIÈCES NON  
RÉFÉRÉES SONT  
INTERCHANGEABLES AVEC  
LEURS OPPOSÉS.

325734 C

KEY#	PART#	DESCRIPTION	QTY
1	302379-853	SHAFT ASSEMBLY, FRONT LIFT, EURO	1
2	304967-853	BRACKET, FRONT HANGER, RH	1
3	302338-RFR	BRACKET, FRONT HANGER, LH	1
4	180077	SCREW, 5/16-18 X .75 HHC	4
5	1498	NUT, 5/16-18 REGHEXOTRLK	4
10	309218-853	SHAFT ASSEMBLY, REAR LIFT, E/C EURO	1
11	302360-853	BRACKET, REAR HANGER, EURO	2
12	180077	SCREW, 5/16-18 X .75 HHC	4
13	1498	NUT, 5/16-18 REGHEXOTRLK	4
15	302380	RODS, TIE	1
16	120394	WASHER, FLAT .406 X .81 X .085	2
17	121222	PIN, COTTER .090 DIA X .75 LONG	2
30	303230	ASSEMBLY, PULLEY BRACKET	1
31	55278	NUT, 5/16-18 WDFLLKLRG, WHIZ	3
32	57072	BOLT, 5/16-10 X .63 CARBLN	1
33	48306	PULLEY, POWDER METAL	1
34	305522	BOLT, .375 X .700 HSH, 5/16-18	1
35	1498	NUT, 5/16-18 REGHEXOTRLK	1
40	303227	CABLE, DECK LIFT	1
41	121222	PIN, COTTER .090 DIA X .75 LONG	2
42	120393	WASHER, FLAT .344 X .69 X .063	2
46	302205	ASSEMBLY, UPPER SHAFT	1
47	1498	NUT, 5/16-18 REGHEXOTRLK	1
48	46502	WASHER, FLAT .333 X .87 X .119	1
49	36149	BOLT, .375 X .500 HSH, 5/16-18	1
50	302357	LINK	1
51	300310	PIN, CLEVIS .310 DIA X .475 LONG	1
52	300311	RING, RET E .81 X .25 TRU 5133-31	1
55	58332-853	HEIGHT LEVER	1
56	58330	ROD, ACTUATOR	1
57	58325	KNOB, HEIGHT ADJUST, PUSH BUTTON	1
58	58326	SPRING, HEIGHT ADJUST	1
59	304730	GRIP HAND .74 ID X 5.15 CHAR	1
65	301239	PAWL, SQUARE	1
66	300171	BOLT, .500 X .270 HSH, 5/16-18	1
67	44108	NUT, 5/16-18 HWDFLCTRLK	1
71	302383	QUADRANT	1
72	1498	NUT, 5/16-18 REGHEXOTRLK	1
73	300171	BOLT, .500 X .270 HSH, 5/16-18	1
79	302208	BRACKET, SUPPORT ENGAGE	1
80	35457	SCREW, 5/16-18 X .50 WAHTAP	4





TOUTES LES PIÈCES NON  
 RÉFÉRÉES SONT  
 INTERCHANGEABLES AVEC  
 LEURS OPPOSÉES.

332432 D

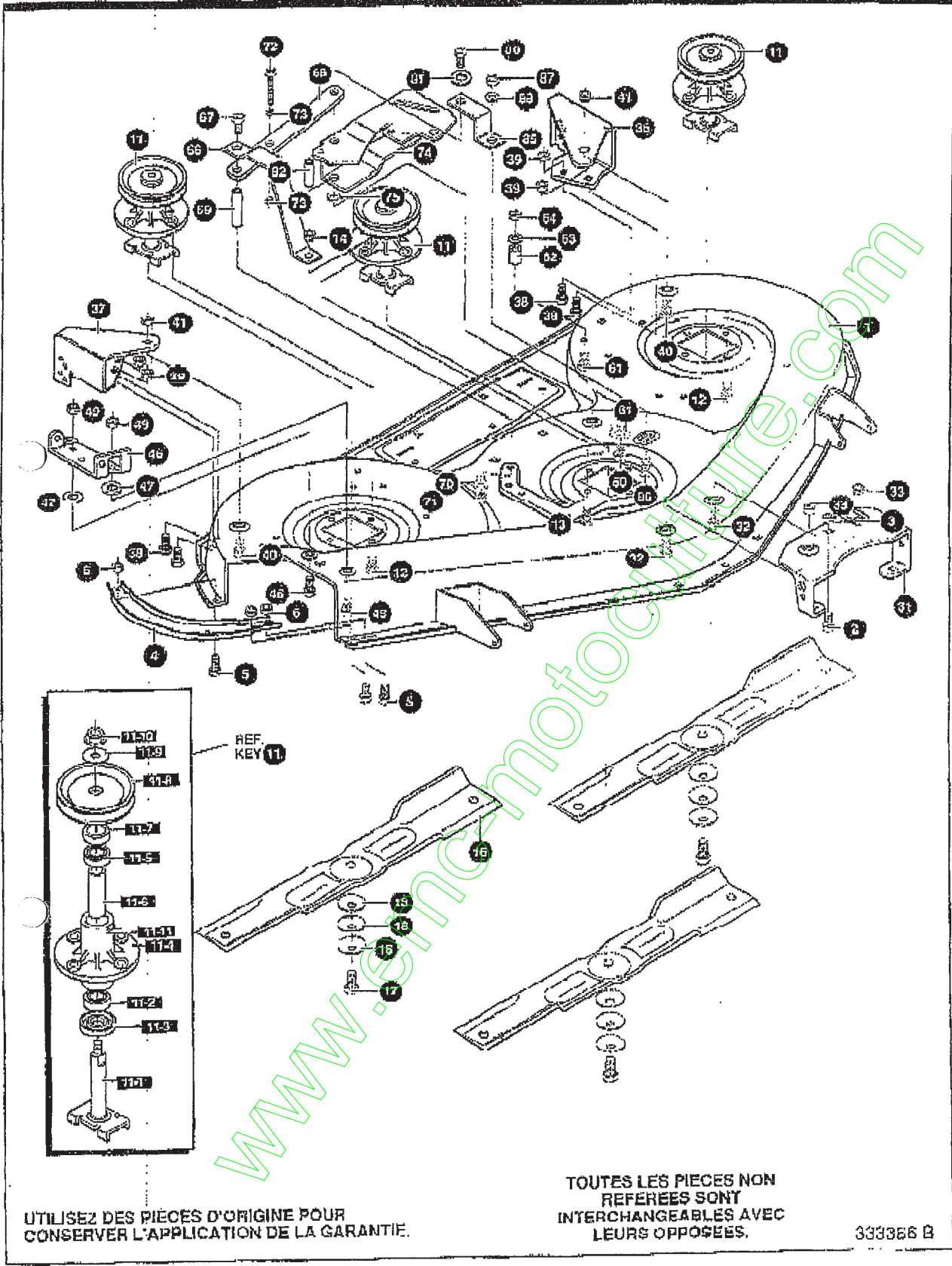
UTILISEZ DES PIÈCES D'ORIGINE POUR  
 CONSERVER L'APPLICATION DE LA GARANTIE.

# MODELE F4620-000 ENGINE & CONTROL ASSEMBLY

KEY#	PART#	DESCRIPTION	QTY
1	*	ENGINE, KOHLER COMMAND .....	1
2	50947	SCREW, 3/8-16 X 1.25 WAHTAP .....	4
3	139489	WASHER, EXLK .384 X .69 X .04 .....	1
6	327422	CAP. OIL DRAIN VALVE ASSEMBLY, YELLOW .....	1
7	325547	OIL DRAIN VALVE ASSEMBLY .....	1
8	47452	TUBING, .25 X .50 X BULK GAS LINE .....	9.00 IN.
16	35287	SCREW, #8-32 X .38 HHWATAP .....	4
17	305553	MUFFLER, 14/18 TWIN NELSON 227850 .....	1
18	331039	EXHAUST TUBE, 20HP, KOHLER COMMAND .....	1
19	58472	DEFLECTOR SIDE OUT (BS222578) .....	1
20	331940	EXHAUST TUBE, 30HP, KOHLER COMMAND .....	1
22	9798	BRACKET, TRANSAXLE .....	1
23	35187	SCREW, 5/16-18 X .50 WAHTAP .....	2
24	44811	SCREW, 1/4-20 X .75 WAHTAP .....	4
25	332330-553	BRACKET, MUFFLER, KOHLER COMAND .....	1
26	57072	BOLT, 5/16-18 X .63 CARBLN .....	2
27	309438	PLUGNUT, 5/16 BOLT RETAINER .....	2
28	332317-553	SHIELD, KOHLER COMMAND, V TWIN MUFFLER .....	1
29	55273	NUT, 5/16-18 WDFLLKLRG, WHIZ .....	2
31	314797	OIL SENSOR, B&S, TWIN CYLINDER .....	1
33	57569	RETAINER, .31 ID X .62 X .09 WIRE .....	1
41	304430	KNOB, THROTTLE CONTROL, MOLDED GREY .....	1
42	<del>336124</del> 303082	THROTTLE, CONTROL .....	1
43	320553	SCREW, 10-24 X .69PHNMA CRSS .....	2
44	308459	NUT, #10-24 HKHDNYLK .....	2
45	159585	SCREW, #8-32 X .38 PHNMA .....	1
46	120622	NUT, #8-32 REGHX .....	1
50	310748	LANYARD, HOOD 15.77 LONG, H15 .....	1
51	318304	SCREW, 1/4-14 X .75 PHPNHTAP, BLACK .....	1
62	333057	PLENUM KOHLER, V, EURO MF H17, BLACK .....	1
63	329238	RIVET, POP 3/16 DIA X .75 LONG .....	4

\* SEE ENGINE MANUAL

www.emc-motors.com

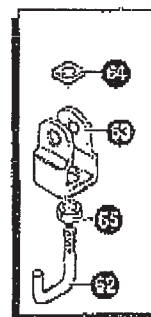
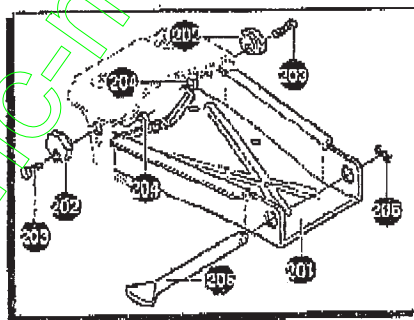
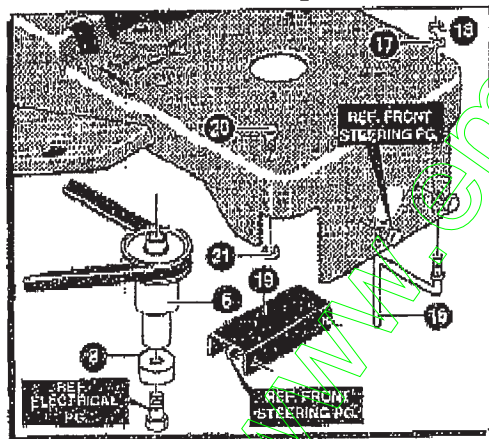
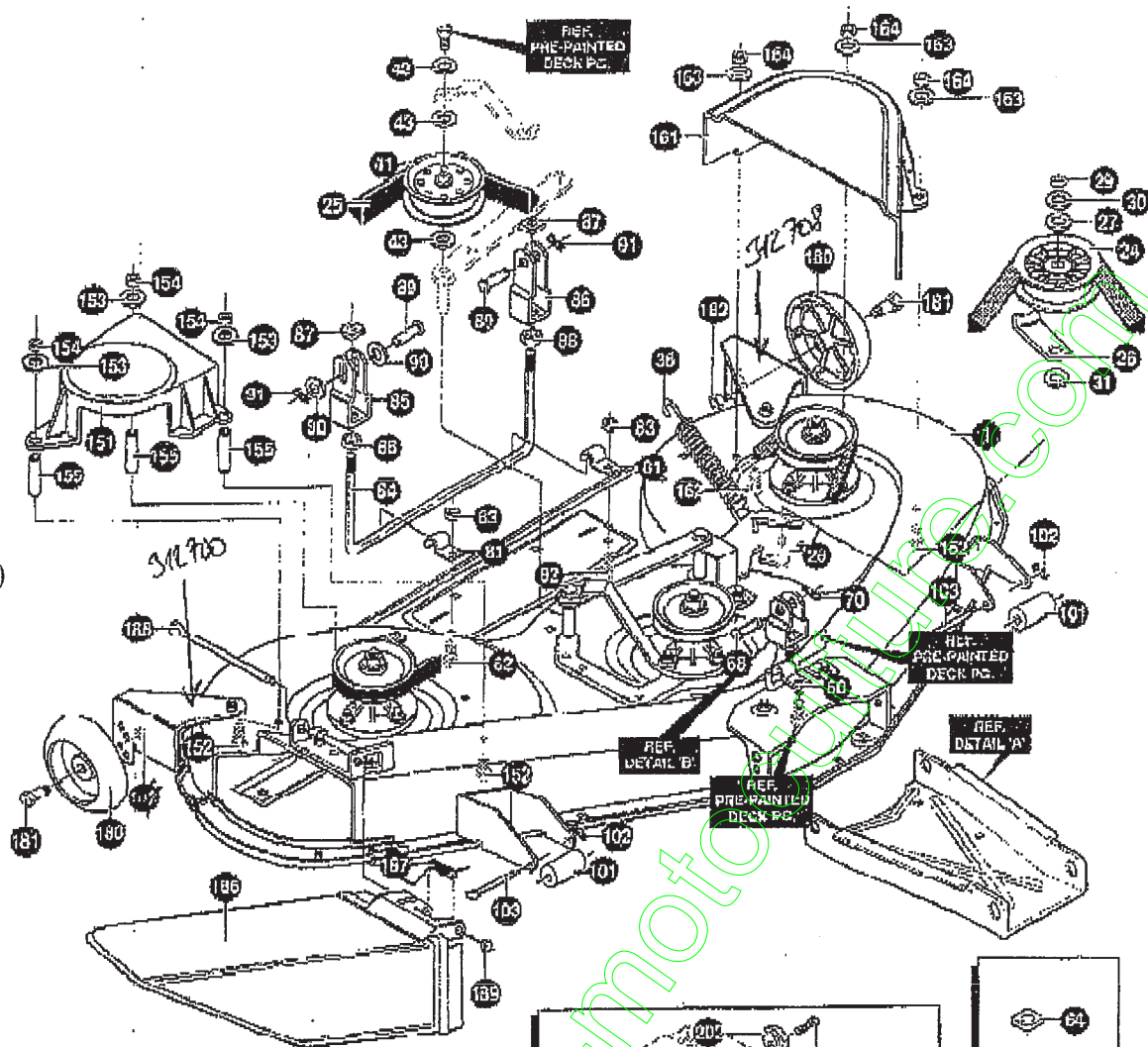


UTILISEZ DES PIÈCES D'ORIGINE POUR CONSERVER L'APPLICATION DE LA GARANTIE.

TOUTES LES PIÈCES NON REFEREES SONT INTERCHANGEABLES AVEC LEURS OPPOSEES.

333366 B

KEY#	PART#	DESCRIPTION	QTY
1	322056-320574	MOWER DECK, 46" SD ASSEMBLY, EURO <i>castle</i>	1
2	180077	SCREW, 5/16-18 X .75 HHC	1
3	1498	NUT, 5/16-18 REGHEXCTRLK	1
4	312702	BRACE, SKID	1
5	57072	BOLT, 5/16-18 X .83 CARRLN	3
6	1498	NUT, 5/16-18 REGHEXCTRLK	3
11	320038	QUILL, 46" DECK, WZERKS ASSEMBLY	3
11-1	320034	SHAFT/SADDLE, 46" DECK	1
11-2	1255	BEARING, BALL 6208-A-C3 (SEAL)	1
11-3	50618	DUST SHIELD	1
11-4	320037	QUILL CASTING, 46" DECK, MACHINED	1
11-6	320032	SPACER, SLEEVE .869 X .88 X 4.281	1
11-7	320057	SPACER QUILL, 46" DECK	1
11-8	320046	46" QUILL PULLEY, SPLIT-STEEL	1
11-9	320566	WASHER, SPECIAL QUILL, 46" DECK	1
11-10	1282	NUT, 7/16-20 WDFLLK	1
11-11	706	ZERK, GREASE FITTING	1
12	35498	SCREW, 5/16-18 X .75 WAHTAP	11
13	300345	SCREW, 5/16-18 X 1.38 WAHTAP	1
14	1498	NUT, 5/16-18 REGHEXCTRLK	1
15	8984	BLADE, 32" LOW-LIFT, 15, BLACK	3
17	39573	SCREW, 3/8-24 X 1.00 NYLHHC	3
18	2483	WASHER, 39 ID X 1.25 D X .07 BELLVIL	3
31	312705	LIFT SUPPORT BRACKET	1
32	57072	BOLT, 5/16-18 X .83 CARRLN	2
33	1498	NUT, 5/16-18 REGHEXCTRLK	2
36	312708	BRACKET, GAUGE WHEEL, LH, BLACK	1
37	312709	BRACKET, GAUGE WHEEL, RH	1
38	180077	SCREW, 5/16-18 X .75 HHC	4
39	1498	NUT, 5/16-18 REGHEXCTRLK	4
40	57072	BOLT, 5/16-18 X .83 CARRLN	2
41	1498	NUT, 5/16-18 REGHEXCTRLK	2
46	322248	BRACKET, CHUTE MOUNT, 46"	1
47	120395	WASHER, FLAT .459 X .92 X .065	2
48	57072	BOLT, 5/16-18 X .83 CARRLN	2
49	1498	NUT, 5/16-18 REGHEXCTRLK	2
61	136958	BOLT, 5/16-18 X 1.00 CARRLN	1
62	50520	SPACER	1
63	85214	WASHER, FLAT .328 X 1.06 X .062	1
64	1498	NUT, 5/16-18 REGHEXCTRLK	1
66	320379	BRACKET, PULLEY SUPPORT	1
67	180134	SCREW, 3/8-16 X 2.50 HHC	1
68	320371	SUPPORT, STRAP	1
69	320369	SUPPORT SHAFT	1
70	120382	WASHER, REGSPTLK .393 X .68 X .10	1
71	180120	SCREW, 3/8-16 X .75 HHC	1
72	121940	SCREW, 1/4-20 X 1.75 HHC	1
73	271172	NUT, 1/4-20 REGHEXKEPS	2
74	322117	IDLER ARM, 40/43/46" DECK, EC	1
75	417093	WASHER, FLAT .531 X 1.06 X .063	1
80	181608	SCREW, 5/16-24 X 1.00 HHC	2
81	120638	WASHER, HVSPTLK .328 X .60 X .09	2
82	320370	IDLER SHAFT, 46" DECK	1
85	320372	BRACKET, IDLER SUPPORT	1
86	57081	BOLT, 3/8-16 X .75 CARRLN	1
87	271190	NUT, 3/8-16 HEXKEPS	1
88	120394	WASHER, FLAT .406 X .81 X .065	1



UTILISEZ DES PIÈCES D'ORIGINE POUR CONSERVER L'APPLICATION DE LA GARANTIE.

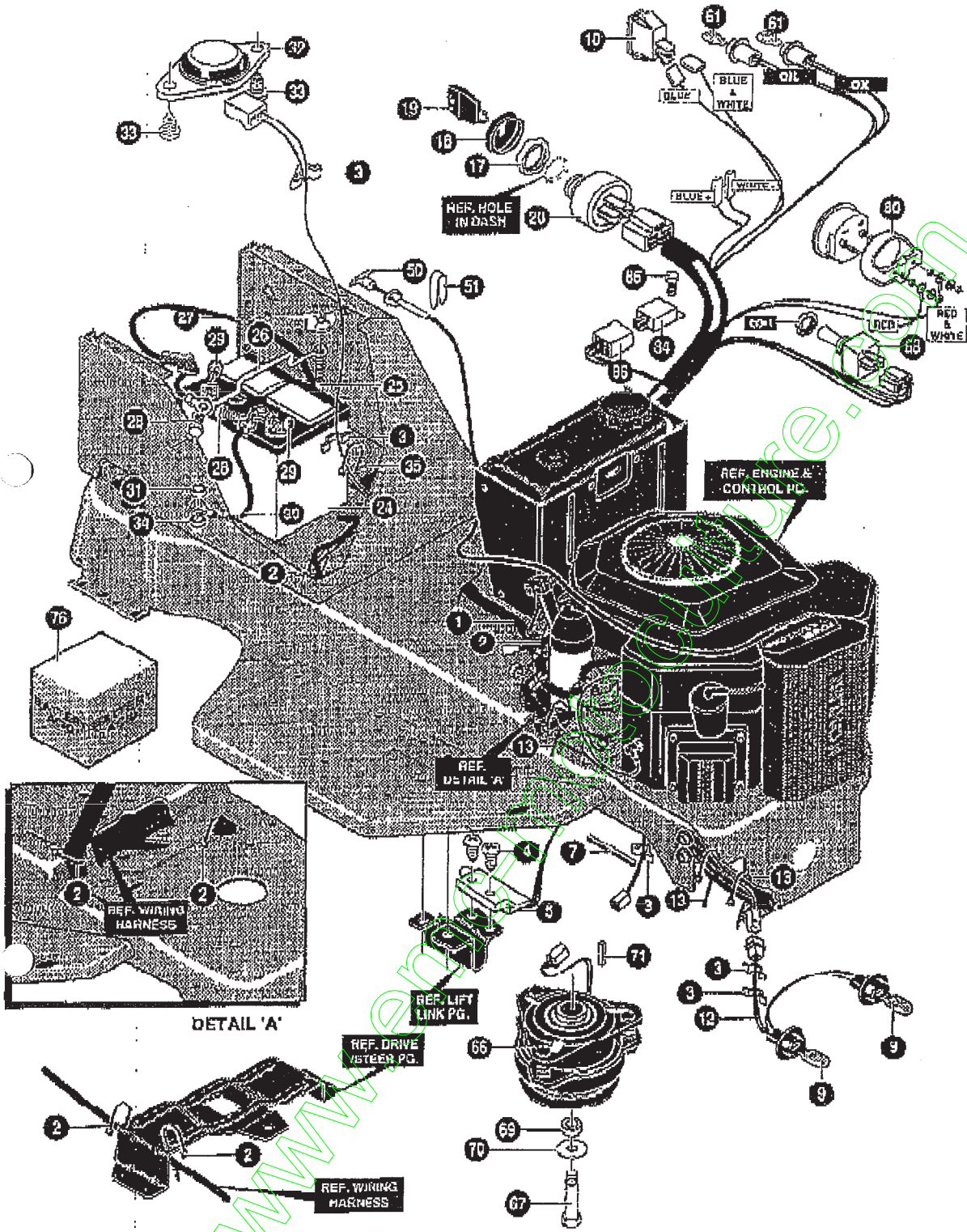
TOUTES LES PIÈCES NON RÉFÉRÉES SONT INTERCHANGEABLES AVEC LEURS OPPOSÉS.

333388 C



KEY#	PART#	DESCRIPTION	QTY
1	^ 327614	DECK, 46", E/C, W/Z, LL, NO ROLLE	1 plateau de coupe complet
6	888368 332351	PULLEY, ENGINE, EU/CL, EURO LT	1
8	332963	SPACER, EU/CL, EURO, GT	1
16	300440	GUIDE, BELT, RIDER	1
17	138538	WASHER, REGINTLK, 320 X .61 X .09	1
18	1498	NUT, 5/16-18 REGHEXCTRLK	1
19	309011-853	BRACKET, CLUTCH STOP, 40/46, E/C	1
20	180077	SCREW, 5/16-18 X .75 HHC	1
21	1498	NUT, 5/16-18 REGHEXCTRLK	1
24	310326	PULLEY, IDLER BFF, 4.00 WIDE FL	1
25	319869	BELT, V 5L, 129LONG, 46" EURO, E/C	1
26	1346	RETAINER, BELT	1
27	440500	WASHER, FLAT, .375 X .00 X .002	1
28	57825	BOLT, 3/8-16 X 2.00 CARRSN	1
29	120377	NUT, 3/8-16 REGHX	1
30	120382	WASHER, REGSPTLK, 393 X .68 X .10	1
31	986418	WASHER, FLAT, 391 X 1.00 X .125	1
36	320875	SPRING, 46" ELECTRIC/CLUTCH, EURO	1
41	303030	PULLEY, IDLER BFF, 4.00 DIA	1
42	120382	WASHER, REGSPTLK, 393 X .68 X .10	1
43	986416	WASHER, FLAT, 391 X 1.00 X .125	2
60	319868	CLIP, 40/46 HANGER	1
62	312302	ROD, 40", REAR DECK LIFT	1
63	304443	CLEVIS	1
64	109527	NUT, 1/2-13 .450 SQUARE	1
65	120298	NUT, 1/2-13 HEXJAM	1
68	300317	PIN, CLEVIS, .375 DIA X .81 LONG	1
70	8260	PIN, HAIR, .091 DIA X 1.66 LONG	1
81	312701	CLIP	2
82	180077	SCREW, 5/16-18 X .75 HHC	2
83	1498	NUT, 5/16-18 REGHEXCTRLK	2
84	321344	ROD, LIFT EURO, GT, 46" DECK	1
85	305283	CLEVIS, SLOT EURO	1
86	304443	CLEVIS	1
87	109527	NUT, 1/2-13 .450 SQUARE	2
88	120298	NUT, 1/2-13 HEXJAM	2
89	300317	PIN, CLEVIS, .375 DIA X .81 LONG	2
90	120394	WASHER, FLAT, 406 X .81 X .065	2
91	8260	PIN, HAIR, .091 DIA X 1.66 LONG	2
101	310072	ROLLER, 3 X .615 ID X 2.5 OD	2
102	8260	PIN, HAIR, .091 DIA X 1.66 LONG	2
103	309229	ROD SUPPORT	2
151	320569	GUARD, BELT, RH, 46" DECK, LF	1
152	126385	BOLT, 5/16-18 X 2.25 CARRLNG	3
153	120993	WASHER, FLAT, 344 X .59 X .065	3
154	1498	NUT, 5/16-18 REGHEXCTRLK	3
155	021173	SPACER, GUARD 46", LF/EURO-LONG	3
161	333073	GUARD, BELT, LH, PLASTIC	1
162	57072	BOLT, 5/16-18 X .63 CARRLN	3
163	120392	WASHER, FLAT, 344 X .59 X .065	3
164	1498	NUT, 5/16-18 REGHEXCTRLK	3
180	302811	GUAGE WHEEL, EURO 6.00 OD X 1.38 WD	2
181	23763	BOLT, 500 X 1.990 HSSH, 3/8-16	2
182	1498	NUT, 3/8-16 REGHXCTRLK	2
186	304733	CHUTE, DISCHARGE, 46" DECK	1
187	314975	SPRING, TORSION, CHUTE DEFLECTOR	1
188	305261	ROD, PIVOT 46" DECK, 312 O X 6.12	1
189	309436	PUSHNUT, 5/16, BOLT RETAINER	1
201	310800-853	CHANNEL DRAWBAR, 40 EURO	1
202	58247	NUT, ADJUST	2
203	180079	SCREW, 5/16-18 X 1.00 HHC	2
204	1498	NUT, 5/16-18 REGHEXCTRLK	2
205	302963	ROD, DRAWBAR	1
206	56180	PIN, HAIR, .091 DIA X 1.62 LONG	1

ORDER INDIVIDUAL PARTS



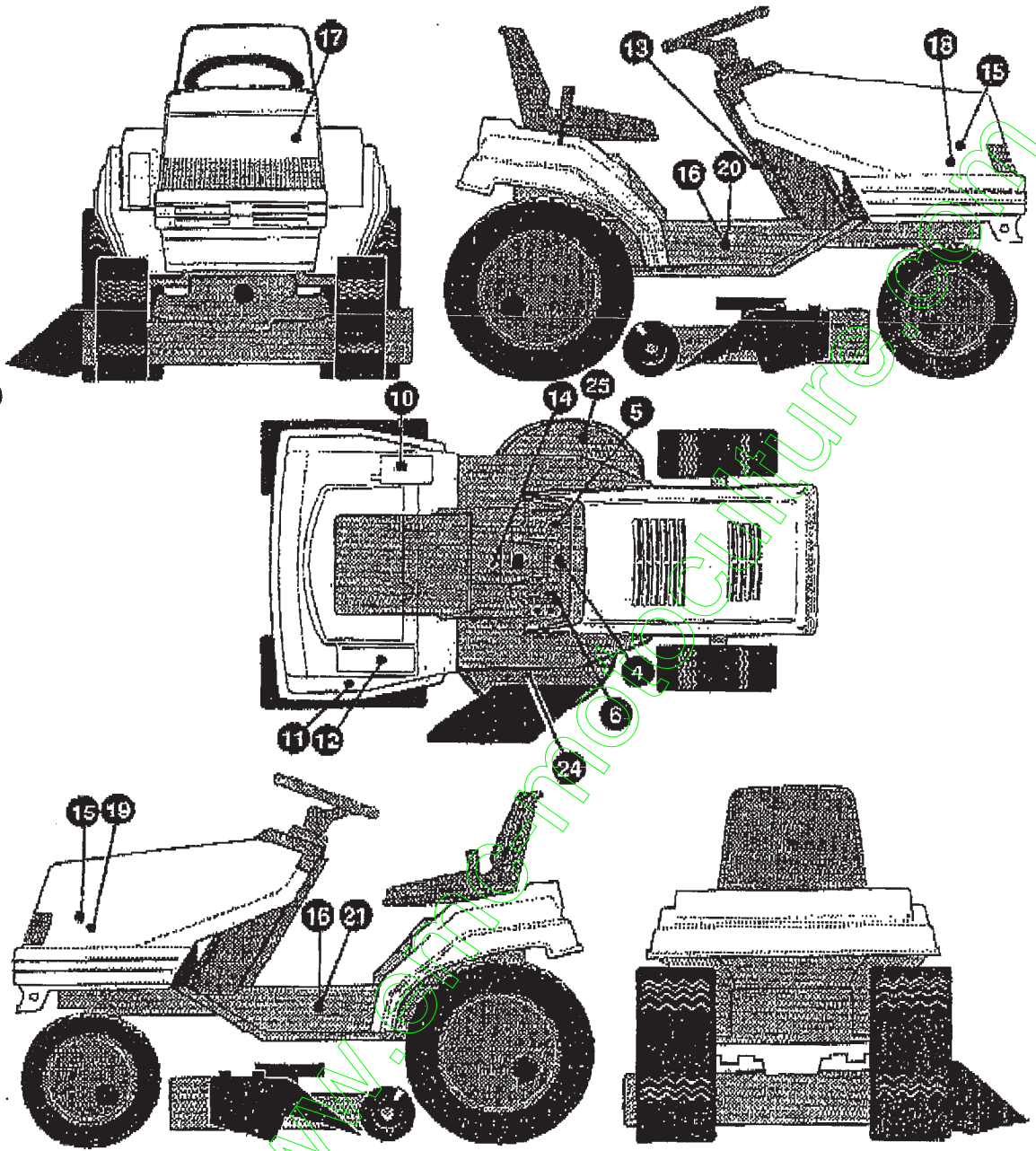
UTILISEZ DES PIÈCES D'ORIGINE POUR  
CONSERVER L'APPLICATION DE LA GARANTIE.

TOUTES LES PIÈCES NON  
REFEREES SONT  
INTERCHANGEABLES AVEC  
LEURS OPPOSEES.

332433 F

KEY#	PART#	DESCRIPTION	QTY
1	331583	HARNESS, KOHLER COMMAND E/C WIRE .....	1
2	57444	TIE, CABLE BLACK NYLON, 5.62 LONG .....	6
3	41482	PRESS CLIP, 1.880 LONG .265 ID .....	5
4	57220	SCREW, #12 X .60 PHFNHTAP, BLACK .....	2
5	57476	SWITCH, SCREW MOUNT, DP, NC, NO BLACK .....	1
7	52151	EDGING (78"-47453) WIDE BLK .....	3
9	52572	BULB, HEADLAMP .....	2
10	300334	LIGHT SWITCH, ON/OFF PANEL MOUNT .....	1
12	303064	ASSEMBLY, LIGHT WIRE-1/4 TURN .....	1
13	57444	TIE, CABLE BLACK NYLON, 5.62 LONG .....	3
17	327352	NUT, 3/8-8 ACOM DELTA FOR BOOT .....	1
18	300194	BOOT, IGNITION SWITCH .....	1
19	327350	KEY, IGNITION .....	2
20	327355	SWITCH-IGNITION (AFTER FIRE) 3 POSITION .....	1
24	82744	BATTERY, 12V .....	1
25	57551	ROD, BATTERY .....	1
26	302912	ROD, BATTERY TOP .209 DIA .....	1
27	325232	NUT, WING 1/4-20, NYLON .....	1
28	180020	SCREW, 1/4-20 X .75 HHC .....	2
29	271172	NUT, 1/4-20 REGHEXKEPS .....	2
30	55311	WIRE, GROUND, 12.5' .....	1
31	271184	NUT, 5/16-18 HEXKEPS .....	1
32	57547	SWITCH, SEAT .....	1
33	160505	SCREW, 1/4-20 X .38 PHFNHMA .....	2
34	188489	WASHER, EXLK .384 X .69 X .04 .....	1
36	57444	TIE, CABLE BLACK NYLON, 5.62 LONG .....	2
50	309409	CHOKE CONTROL, B&S, TWIN, EURO LONG .....	1
51	314522	CLIP, CHOKE CONTROL .....	1
61	57769	BULB, INDICATOR .....	2
66	320100	CLUTCH, ELECTRIC, 12/18HP, REG CHARGER .....	1
67	218646	SCREW, ENGINE PULLEY .....	1
68	309285	SWITCH, ELECTRIC/CLUTCH ACTUATOR, EURO .....	1
69	319622	BEARING, FLANGE .510 ID X .10 OD X .56 LONG .....	1
70	120363	WASHER, REGSPTLK .439 X .78 X .12 .....	1
71	309562	KEY, SQUARE .250 SQUARE X 2.12 LONG .....	1
80	315902	AMMETER ASSEMBLY -> 309979, 121585 .....	1
84	309284	RELAY, OPERATOR PRESENCE, EURO .....	1
86	320563	SCRW, 10-24 X .69 PHFNMA .....	1
88	308459	NUT, #10-24 HXHDNYLK .....	1

326108



335119 B

KEY#	PART#	DESCRIPTION	QTY
4	333354	DECAL, DASH OIL, ALL SYS.....	1
5	331808	DECAL, DASH, LH, ISO, AMM, E/CL, WCH.....	1
6	331818	DECAL, DASH, RH, ISO CH, W/O HMETER.....	1
10	316810	DECAL, HEIGHT E/C EXPORT.....	1
11	307917	DECAL, SHIFT INDICATOR EXPORT.....	1
12	318888	DECAL, GEAR SHIFT 6 SPEED, EURO.....	1
13	307820	DECAL, PARK BRAKE EXPORT.....	1
14	402689	DECAL, CONSOLE, SYMBOLIC CAUTION.....	1
15	828589	DECAL, JARDIPRO, BLUE W/RED.....	2
16	402372	NAMEPLATE, 20/46 CHROME, EURO.....	2
17	402373	DECAL, JARDIPRO (SMALL).....	1
18	402874	DECAL, JARDI PRO HOOD, RH SIDE.....	1
19	402375	DECAL, JARDI PRO HOOD, LH SIDE.....	1
20	402376	DECAL, JARDI PRO CONSOLE, RH.....	1
21	402377	DECAL, JARDI PRO CONSOLE, LH.....	1
24	402701	DECAL, CAUTION DECK, RH.....	1
25	402700	DECAL, CAUTION DECK, LH.....	1

www.emc-moto.com