

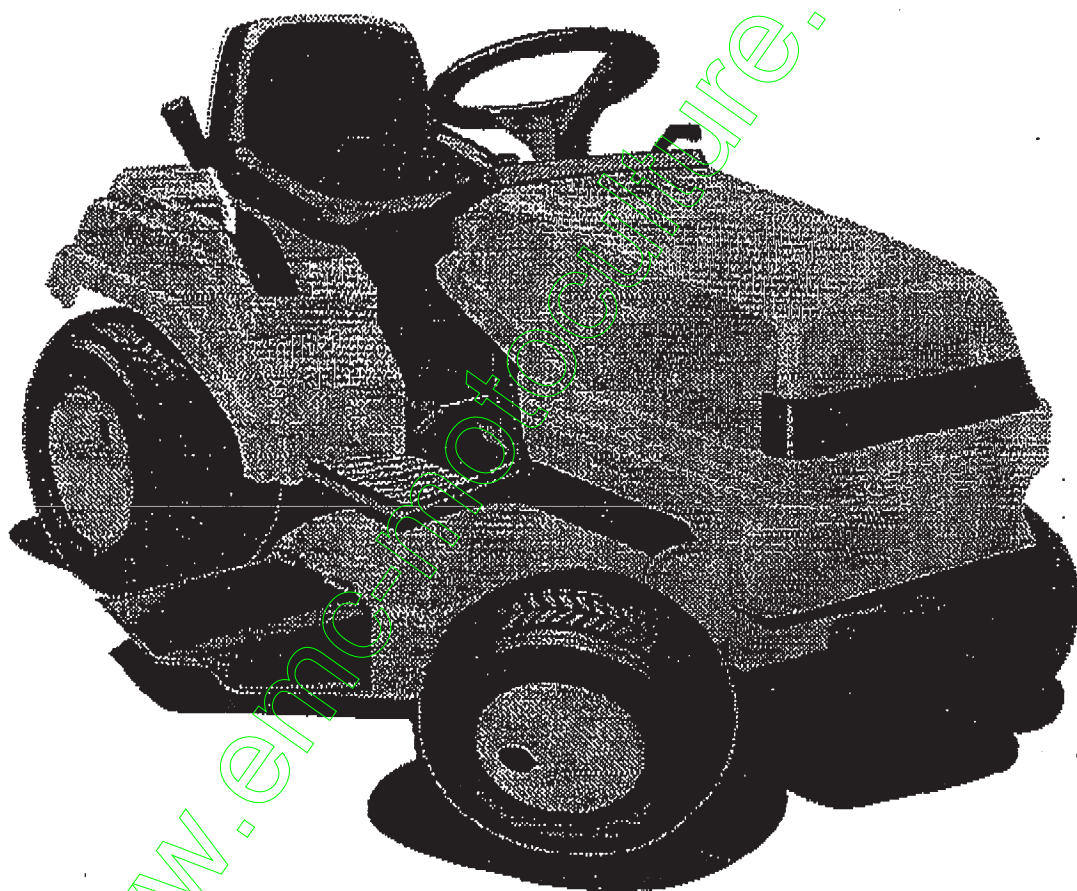
F 4620-040

# MANUEL

# PIÈCES DE RECHANGE

## Tracteurs

### CAST 20



## TONDEUSE AUTOPORTEE

### Modèle F4620-~~040~~ 040

Placa No. 396033



**MODELE F4620-040 HOOD, DASH & SHAFT ASSEMBLY**

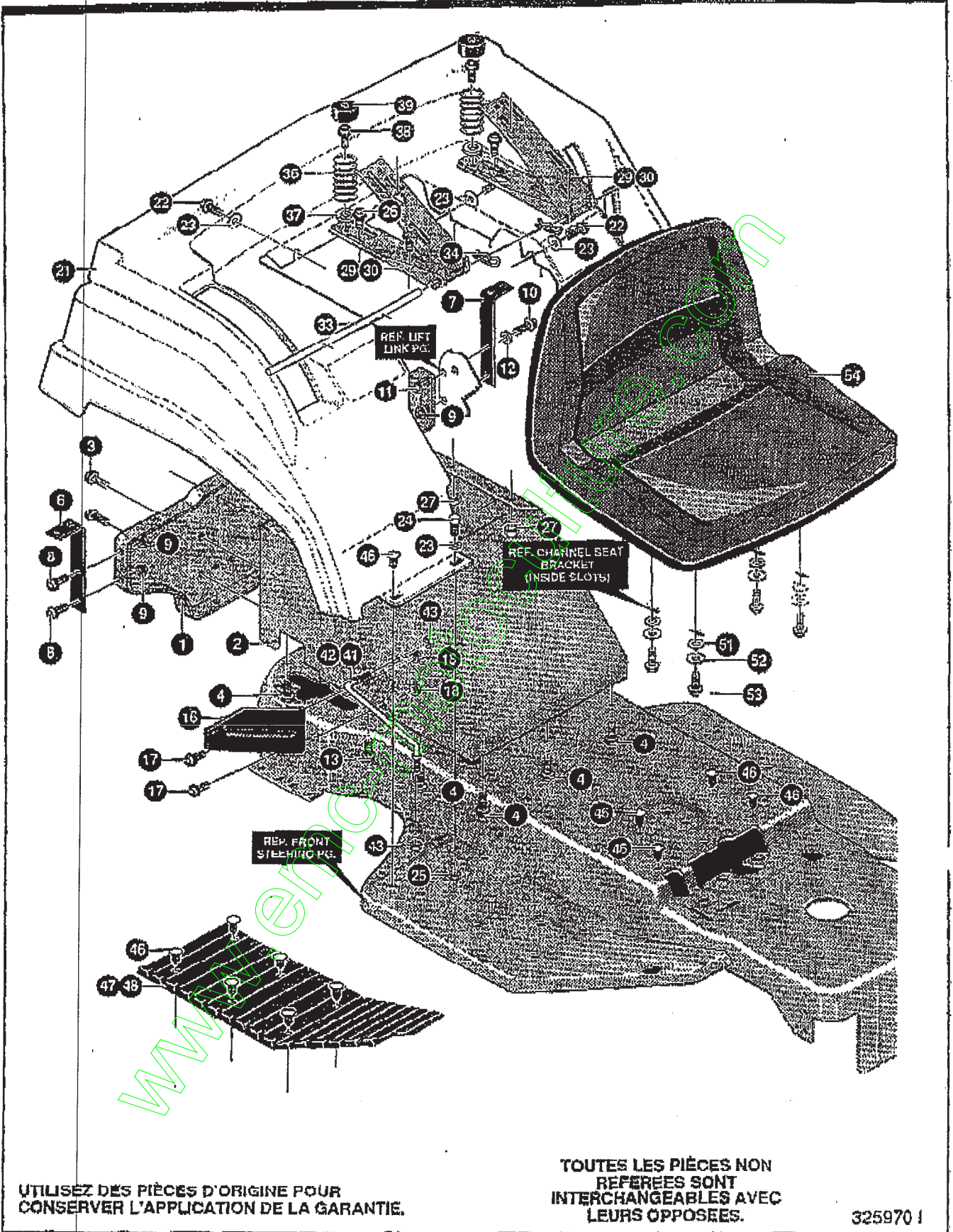
KEY#	PART#	DESCRIPTION	QTY
1	302528	SHAFT, STEERING, EURO, GT, LONG	1
2	302524	PIN, DOWEL STEER, EURO, LT	1
3	302314	PINION, STEERING	1
4	323731	SCREW, 5/16-24 X .75 (TC 30-28 FT#)	2
5	71100	NUT, 5/16-24 HEXWDFLLK	2
6	302498	BEARING, SFAL .500 ID X . OD X .75	1
7	2988	WASHER, FLAT .504 X .75 X .059	1
8	20864	RING, RET E .39 X .04 IHU 5133-50	1
9	303228	BUSHING, STEERING SHAFT, UPPER	1
19	331386	DASH, SHORT, H17, MC/EC NOAMP	1
14	180020	SCREW, 1/4-20 X .75 HHC	2
18	1502	NUT, 1/4-20 REGHEXCTRLK	2
16	120392	WASHER, FLAT .281 X .63 X .065	2
19	302920-854	DASH, LOWER, TALL, LT, EURO, GT	1
20	35497	SCREW, 5/16-18 X .50 WAHTAP	8
21	45263	SCREW, 5/16-18 X .37 WAHTAP	2
23	995345	SCREW, 1/4-20 X .50 WAHTAP	2
24	305850	SCREW, 1/4-20 X .50 PHPNTAP	4
25	310578-853	BRACKET, HOOD, GT, RH	1
27	310579-853	BRACKET, HOOD, GT, LH	1
28	1498	NUT, 5/16-18 REGHEXCTRLK	2
29	25086	BOLT, .500 X .375 HSSH, 5/16-18	2
33	332522	HOOD, EURO, H-17, GT, MOLD GREY	1
34	307287	TRIM PIECE, PLASTIC, GREY	1
35	305822	CLIP, U-TYPE TINN C27637-014-4	2
36	12599	FASTENER, VELCRO, 2" X 1"	4
40	304708	LENS, HEADLIGHT, EURO, GT SMOKE	1
41	308200	DECAL, REFLECTOR EURO, LT	1
42	41482	PRESS CLIP, 1.390 LONG .255 ID	2
50	315253	ASSEMBLY, GAS TANK 1.5 GALLON	1
52	47345	CLAMP, HOSE SCREW TYPE	2
53	47345	CLAMP, HOSE SCREW TYPE	1
58	180073	SCREW, 5/16-18 X .50 HHC	6
60	12501	CAP, FUEL 2.5" THROAT	1
62	324795-853	HEAT SHIELD, EURO 1.5 & 3 GALLON	1
70	309579	STEERING WHEEL	1
72	456378	PIN, SPRING .250 DIA X 2.00 LONG	1
	336033	PARTS MANUAL	1
	305485 X	OPERATOR'S MANUAL (FRENCH)	1

www.eric-m.com



# MODÈLE F4620-040

# PIÈCES DE RECHANGE



UTILISEZ DES PIÈCES D'ORIGINE POUR CONSERVER L'APPLICATION DE LA GARANTIE.

TOUTES LES PIÈCES NON RÉFÉRÉES SONT INTERCHANGÉABLES AVEC LEURS OPPOSÉES.

325970 I

**MODÈLE F4620-040**

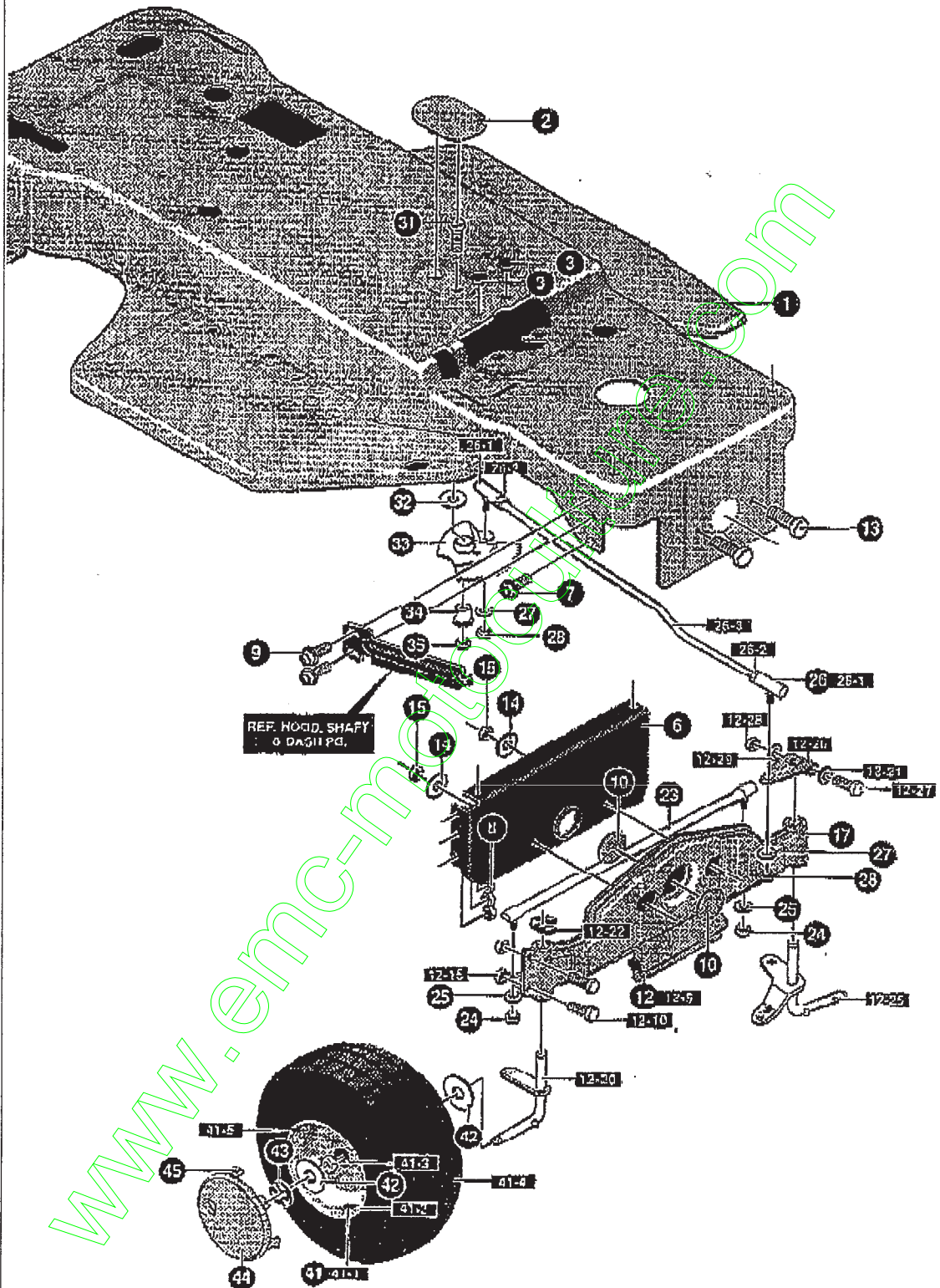
**FENDER & SEAT ASSEMBLY**

KEY#	PART#	DESCRIPTION	QTY
1	322068-854	SEAT SUPPORT, ELECTRIC LIFT .....	1
2	322069-854	SUPPORT, FENDER & SEAT, ELECTRIC/LIFT .....	1
3	35498	SCREW, 5/16-18 X .75 WAHTAP .....	5
4	35497	SCREW, 5/16-18 X .50 WAHTAP .....	10
6	306399	SUPPORT, FENDER, RIGHT, BLACK .....	1
7	306397	SUPPORT, FENDER, LEFT, BLACK .....	1
8	56030	SCREW, 5/16-18 X .75 WDFLLK .....	3
9	55273	NUT, 5/16-18 WDFLLKLRG, WHIZ .....	3
10	180020	SCREW, 1/4-20 X .75 HHC .....	1
11	51535	NUT, 1/4-20 WDFLWHIZ-LK .....	1
12	120385	WASHER, FLAT .290 X .56 X .049 .....	1
13	180077	SCREW, 5/16-18 X .75 HHC .....	1
16	305381	SUPPORT, SHIFT PLATE .....	1
17	56030	SCREW, 5/16-18 X .75 WDFLLK .....	2
18	55273	NUT, 5/16-18 WDFLLKLRG, WHIZ .....	2
21	332523	FENDER, EURO, F-10, GT, MOLD GREY .....	1
22	44811	SCREW, 1/4-20 X .75 WAHTAP .....	6
23	1084	WASHER, FLAT .291 X 1.00 X .063 .....	6
24	180020	SCREW, 1/4-20 X .75 HHC .....	2
25	1502	NUT, 1/4-20 REGHEXCTRLK .....	2
26	56030	SCREW, 5/16-18 X .75 WDFLLK .....	4
27	1498	NUT, 5/16-18 REGHEXCTRLK .....	4
29	302897-854	CHANNEL, SEAT, RH .....	2
30	305424-854	CHANNEL, SEAT, LH .....	2
33	304481	ROD, SEAT SUPPORT .....	1
34	36368	PIN, HAIR .072 DIA X 1.13 LONG .....	2
36	330463	SPRING, SEAT 1.50 OD X 2.25 LONG .....	2
37	120393	WASHER, FLAT .344 X .69 X .065 .....	2
38	35498	SCREW, 5/16-18 X .75 WAHTAP .....	2
39	56907	COVER, SEAT SPRING 1.5 ID X 1.0 LONG .....	2
41	319388	SUPPORT, FOOTREST STIFNR, RH .....	1
42	319387	SUPPORT, FOOTREST STIFNR, LH .....	1
43	1498	NUT, 5/16-18 REGHEXCTRLK .....	4
46	311087	PASTENER, RATCHET, BLACK .....	18
47	314890	FOOT PAD ASSEMBLY, RH, ERO W/ADH 861 .....	1
48	314891	FOOT PAD ASSEMBLY, LH, ERO W/ADH 861 .....	1
51	120393	WASHER, FLAT .344 X .69 X .065 .....	4
52	120638	WASHER, HVSPFLK .328 X .60 X .09 .....	4
53	180077	SCREW, 5/16-18 X .75 HHC .....	4
54	331949	SEAT, MICHIGAN GEN, W/SWITCH HOLE .....	1

www.michigan.com

# MODÈLE F4620-040

# PIÈCES DE RECHANGE



UTILISEZ DES PIÈCES D'ORIGINE POUR  
CONSERVER L'APPLICATION DE LA GARANTIE.

TOUTES LES PIÈCES NON  
RÉFÉRÉES SONT  
INTERCHANGEABLES AVEC  
LEURS OPPOSÉES.

331881 B



# MODÈLE F4620-040

# FRONT STEERING ASSEMBLY

12-5  
12-10

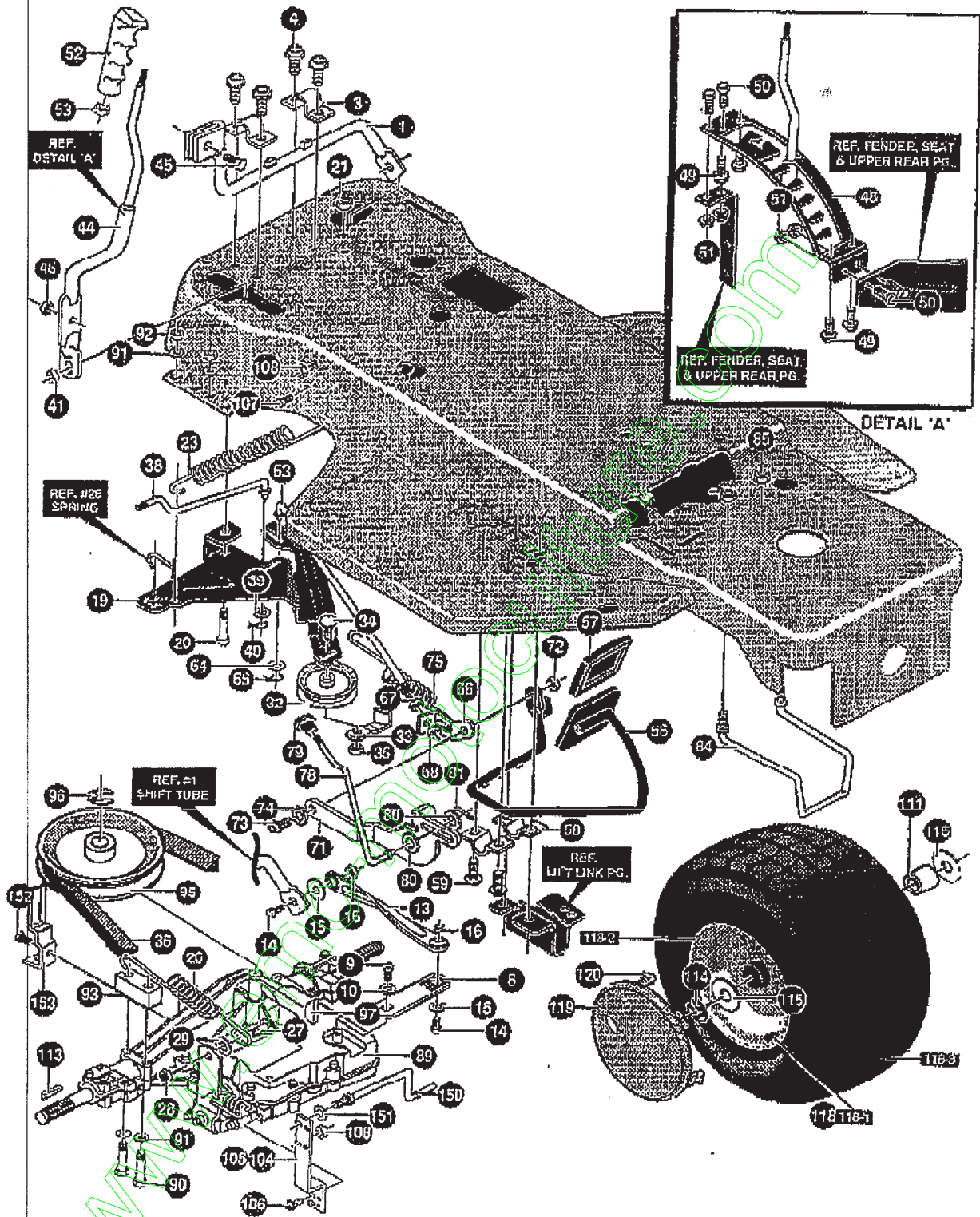
KEY#	PART#	DESCRIPTION	QTY
1	331674-854	FRAME, EURO .....	1
2	332524	COVER, SECTOR BOLT, PLASTIC GREY .....	1
3	55273	NUT, 5/16-18 WDFLLKLRG, WHIZ .....	2
6	802021-882	BRACKET, FRONT AXLE SUPPORT .....	1
7	56030	SCREW, 5/16-18 X .75 WDFLLK .....	2
8	55273	NUT, 5/16-18 WDFLLKLRG, WHIZ .....	6
9	53652	SCREW, 5/16-18 X .75 HXWDFL .....	4
10	307112	PLUG, FRONT AXLE 1.938 DIA X .062" .....	2
12	310670	SUB ASSEMBLY, FRONT AXLE, EURO, GT, LONG ...	1
12-15	1498	NUT, 5/16-18 REGHEXCTRLK .....	4
12-20	305342	ASSEMBLY, SPINDLE, RH .....	1
12-22	36625	RING, RETEX .57 X .05 TRU 5133-75 .....	1
12-25	305341	ASSEMBLY, SPINDLE, LH .....	1
12-26	317019	ARM, STEERING UPPER, BLACK .....	1
12-27	180134	SCREW, 3/8-16 X 2.50 HHC .....	1
12-28	1499	NUT, 3/8-16 REGHEXCTRLK .....	1
12-29	996416	WASHER, FLAT .391 X 1.00 X .125 .....	2
13	180138	SCREW, 3/8-16 X 3.00 HHC .....	2
14	2483	WASHER, .39 ID X 1.25 D X .07 BELLVIL .....	2
15	1499	NUT, 3/8-16 REGHEXCTRLK .....	2
17	706	ZERK, GREASE FITTING .....	4
23	300326	TIE ROD, .625 DIA GROUND ENGAGER .....	1
24	120366	NUT, 3/8-24 REGHEX .....	2
25	120382	WASHER, REGSPTLK .393 X .68 X .10 .....	2
26	302326	LINK ASSEMBLY, .625 DIA DRAG, GT, 2WS .....	1
27	120382	WASHER, REGSPTLK .393 X .68 X .10 .....	2
28	124925	NUT, 3/8-24 REGHEXJAM .....	2
31	180177	SCREW, 1/2-13 X 1.50 HHC .....	1
32	32265	WASHER, FLAT .515 X 1.38 X .119 .....	1
33	302301	GEAR, STEERING SECTOR .....	1
34	302879	BUSHING, SECTOR GEAR, EURO, 2WS .....	1
35	1500	NUT, 1/2-13 REGHCTRLK .....	1
41	X 305161	TIRE & RIM, PU 16 X 6.5 X 8 .....	2
41-1	24167	VALVE STEM .....	2
41-2	706 X	ZERK .....	2
41-3	314416	BEARING, FLANGE .....	2
41-4	319682	TIRE, 16 X 6.5 X 8 .....	2
41-5	321506 X	RIM, WHEEL .....	2
42	642	WASHER, FLAT .755 X 1.31 X .075 .....	4
43	36625	RING, RETEX .57 X .05 TRU 5133-75 .....	2
44	306572	HUB CAP, 8" EURO, GREY .....	2
45	306669	CLIP, HUBCAP TINN #C25467-017-4 .....	8

\* ORDER INDIVIDUAL PARTS

WWW.CENTRAL

# MODÈLE F4620-040

# PIÈCES DE RECHANGE



UTILISEZ DES PIÈCES D'ORIGINE POUR  
CONSERVER L'APPLICATION DE LA GARANTIE.

TOUTES LES PIÈCES NON  
REFEREES SONT  
INTERCHANGEABLES AVEC  
LEURS OPPOSEES.

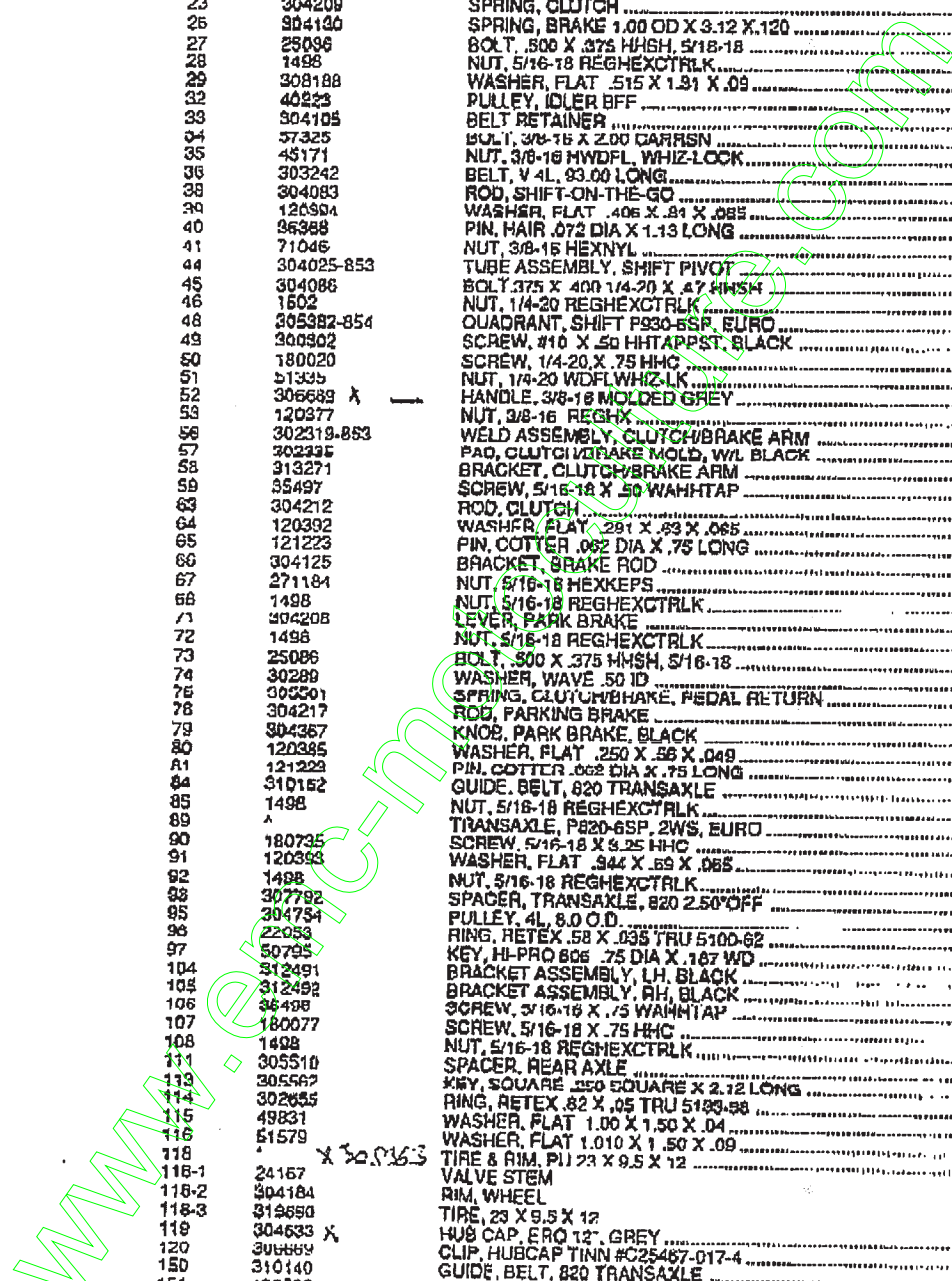
325726 B



# MODÈLE F4620-040

# SHIFT/DRIVE ASSEMBLY

KEY#	PART#	DESCRIPTION	QTY
1	321421	TUBE ASSEMBLY, SHIFT, BLACK	1
3	302538	CLIP, SHIFT LEVER	2
4	35497	SCREW, 5/16-18 X .50 WAHTAP	4
8	302592	LEVER, TRANS SHIFT	1
9	88265	SCREW, 1/4-28 X .75 NYLHM	1
10	57157	WASHER, .750 X .250 SP-TRANSAXLE	1
18	902546	LINK, TIE ROD, SHIFT, 7.812 CAL	1
14	160124	SCREW, 9/8-18 X 1.25 IIEIC	2
15	120384	WASHER, FLAT .406 X .81 X .065	2
16	1499	NUT, 3/8-18 REGHXCTRLK	2
19	304049	ARM IDLER	1
20	51189	BOLT, .500 X 1.280 HNSH, 3/8-16	4
21	1499	NUT, 3/8-16 REGHXCTRLK	4
23	304209	SPRING, CLUTCH	1
26	904180	SPRING, BRAKE 1.00 OD X 3.12 X .120	1
27	25096	BOLT, .500 X .375 HNSH, 5/16-18	7
28	1498	NUT, 5/16-18 REGHEXCTRLK	7
29	308188	WASHER, FLAT .515 X 1.31 X .09	1
32	40223	PULLEY, IDLER BFF	1
33	304105	BELT RETAINER	1
34	57325	BOLT, 3/8-16 X 2.00 CARBON	1
35	45171	NUT, 3/8-16 HWDFL, WHIZ-LOCK	1
36	303242	BELT, V 4L, 93.00 LONG	1
38	304083	ROD, SHIFT-ON-THE-GO	1
39	120904	WASHER, FLAT .406 X .81 X .085	1
40	36388	PIN, HAIR .072 DIA X 1.13 LONG	1
41	71046	NUT, 3/8-16 HEXNYL	1
44	304025-853	TUBE ASSEMBLY, SHIFT PIVOT	1
45	304086	BOLT, .375 X 4.00 1/4-20 X .47 HNSH	1
46	1602	NUT, 1/4-20 REGHEXCTRLK	1
48	305382-854	QUADRANT, SHIFT P930-ESP, EURO	1
49	300802	SCREW, #10 X .50 HHTAPPST, BLACK	4
50	180020	SCREW, 1/4-20 X .75 HHC	4
51	51335	NUT, 1/4-20 WDFLWHIZ-LK	4
52	306689 X	HANDLE, 3/8-18 MOLDED GREY	1
53	120377	NUT, 3/8-16 REGHX	1
56	302319-853	WELD ASSEMBLY, CLUTCH/BRAKE ARM	1
57	302335	PAQ, CLUTCH/BRAKE MOLD, W/L BLACK	1
58	313271	BRACKET, CLUTCH/BRAKE ARM	2
59	35497	SCREW, 5/16-18 X .50 WAHTAP	2
63	304212	ROD, CLUTCH	1
64	120392	WASHER, FLAT .291 X .93 X .065	1
65	121223	PIN, COTTER .062 DIA X .75 LONG	1
66	304125	BRACKET, BRAKE ROD	1
67	271184	NUT, 5/16-18 HEXKEPS	1
68	1498	NUT, 5/16-18 REGHEXCTRLK	1
71	304208	LEVER, PARK BRAKE	1
72	1498	NUT, 5/16-18 REGHEXCTRLK	1
73	25086	BOLT, .500 X .375 HNSH, 5/16-18	1
74	30289	WASHER, WAVE 50 ID	1
76	903501	SPRING, CLUTCH/BRAKE, PEDAL RETURN	1
78	304217	ROD, PARKING BRAKE	1
79	304367	KNOB, PARK BRAKE, BLACK	1
80	120385	WASHER, FLAT .250 X .56 X .049	2
81	121223	PIN, COTTER .062 DIA X .75 LONG	1
84	310152	GUIDE, BELT, 820 TRANSAXLE	1
85	1498	NUT, 5/16-18 REGHEXCTRLK	2
89	A	TRANSAXLE, P820-ESP, 2WS, EURO	1
90	180735	SCREW, 5/16-18 X .25 HHC	1
91	120393	WASHER, FLAT .344 X .69 X .085	4
92	1498	NUT, 5/16-18 REGHEXCTRLK	2
93	307792	SPACER, TRANSAXLE, 820 2.50" OFF	2
95	304754	PULLEY, 4L, 8.0 O.D.	1
96	22053	RING, RETEX .58 X .035 TRU 5100-62	1
97	50795	KEY, HI-PRO 806 .75 DIA X .167 WD	1
104	312491	BRACKET ASSEMBLY, LH, BLACK	1
105	312492	BRACKET ASSEMBLY, RH, BLACK	1
106	36498	SCREW, 5/16-18 X .75 WAHTAP	4
107	180077	SCREW, 5/16-18 X .75 HHC	4
108	1498	NUT, 5/16-18 REGHEXCTRLK	4
111	305510	SPACER, REAR AXLE	1
113	305567	KEY, SQUARE .550 SQUARE X 2.12 LONG	2
114	302655	RING, RETEX .82 X .05 TRU 5189-98	2
115	49831	WASHER, FLAT 1.00 X 1.50 X .04	2
116	51579	WASHER, FLAT 1.010 X 1.50 X .09	2
118	X 30.0163	TIRE & RIM, P11 23 X 9.5 X 12	2
118-1	24167	VALVE STEM	1
118-2	304184	RIM, WHEEL	1
118-3	319650	TIRE, 23 X 9.5 X 12	1
119	304633 X	HUB CAP, ERQ 12", GREY	2
120	306689	CLIP, HUBCAP TINN #C25467-017-4	10
150	310140	GUIDE, BELT, 820 TRANSAXLE	1
151	138588	WASHER, REGINTEK .820 X .61 X .05	1
152	35702	SCREW, 5/16-18 X 1.50 WAHTAP	1
153	310130	GUIDE, BELT, 820 TRANSAXLE	1
159	2483	WASHER, 39 ID X 1.25 D X .07 BELLVIL	1
160	996307	WASHER, FLAT .391 X 1.00 X .209	1

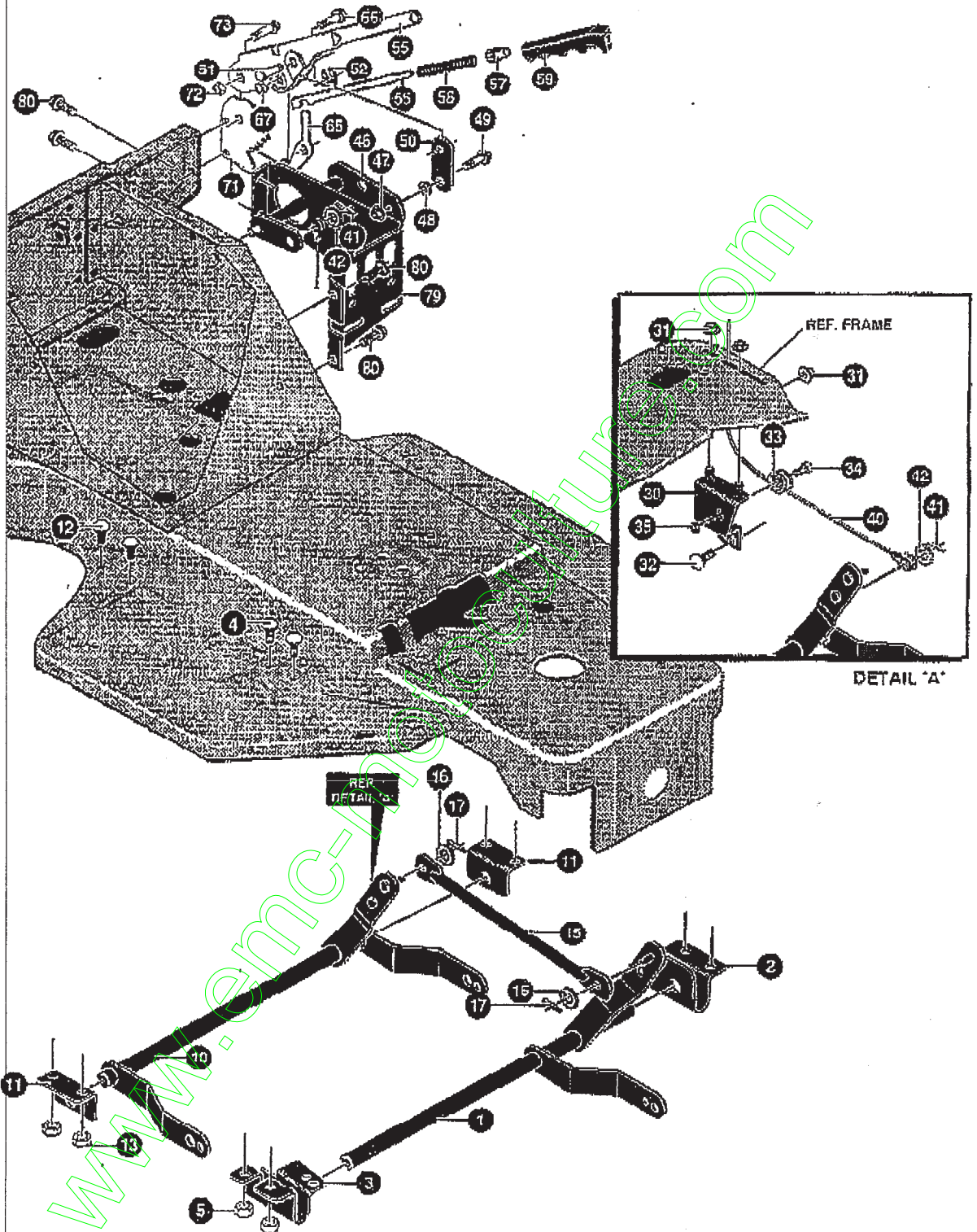


PERETS

\* CONTACT YOUR NEAREST TRANSAXLE DEALER FOR PARTS & SERVICE  
 \* ORDER INDIVIDUAL PARTS

# MODÈLE F4620-040

# PIÈCES DE RECHANGE



UTILISEZ DES PIÈCES D'ORIGINE POUR  
CONSERVER L'APPLICATION DE LA GARANTIE.

TOUTES LES PIÈCES NON  
REFERÉES SONT  
INTERCHANGEABLES AVEC  
LEURS OPPOSÉS.

325734 C

**MODELE F4620-040**

**LIFT/LINK ASSEMBLY**

KEY#	PART#	DESCRIPTION	QTY
1	302379-853	SHAFT ASSEMBLY, FRONT LIFT, EURO	1
2	304967-853	BRACKET, FRONT HANGER, RH	1
3	302338-853	BRACKET, FRONT HANGER, LH	1
4	180077	SCREW, 5/16-18 X .75 HHC	4
5	1498	NUT, 5/16-18 REGHEXCTRLK	4
10	308213-853	SHAFT ASSEMBLY, REAR LIFT, E/C EURO	1
11	302300-053	BRACKET, REAR HANGER, EURO	2
12	180077	SCREW, 5/16-18 X .75 HHC	4
13	1498	NUT, 5/16-18 REGHEXCTRLK	4
15	302380	RODS, TIF	1
16	120394	WASHER, FLAT .406 X .81 X .065	2
17	121222	PIN, COTTER .090 DIA X .75 LONG	2
30	303230	ASSEMBLY, PULLEY BRACKET	1
31	55272	NUT, 5/16-18 WDFLLKLRG, WHIZ	3
32	57072	BOLT, 5/16-18 X .63 CARLN	1
33	48306	PULLEY, POWDER METAL	1
34	305522	BOLT, .375 X .700 HSSH, 5/16-18	1
35	1498	NUT, 5/16-18 REGHEXCTRLK	1
40	303227	CABLE, DECK LIFT	1
41	121222	PIN, COTTER .090 DIA X .75 LONG	2
42	120393	WASHER, FLAT .344 X .69 X .065	2
46	302205	ASSEMBLY, UPPER SHAFT	1
47	1498	NUT, 5/16-18 REGHEXCTRLK	1
48	45802	WASHER, FLAT .393 X .87 X .119	1
49	38149	BOLT, .375 X .500 HSSH, 5/16-18	1
50	502957	LINK	1
51	300310	PIN, CLEVIS .310 DIA X .475 LONG	1
52	300311	RING, RET E .31 X .25 TRU 5133-31	1
55	58332-853	HEIGHT LEVER	1
56	58330	ROD, ACTUATOR	1
57	58325	KNOB, HEIGHT ADJUST, PUSH BUTTON	1
58	58320	SPRING, HEIGHT ADJUST	1
59	307859 X 304430	GRIP, HAND .74 ID X 5.15 CHAR	1
65	301239	PAWL, SQUARE	1
66	300171	BOLT, .500 X .270 HSSH, 5/16-18	1
67	44108	NUT, 5/16-18 HWDFLCTRLK	1
71	302383	QUADRANT	1
72	1498	NUT, 5/16-18 REGHEXCTRLK	1
73	300171	BOLT, .500 X .270 HSSH, 5/16-18	1
79	302208	BRACKET, SUPPORT ENGAGE	1
80	35497	SCREW, 5/16-18 X .50 WAHTAP	4

www.enricom.com





**ENGINE & CONTROL ASSEMBLY**

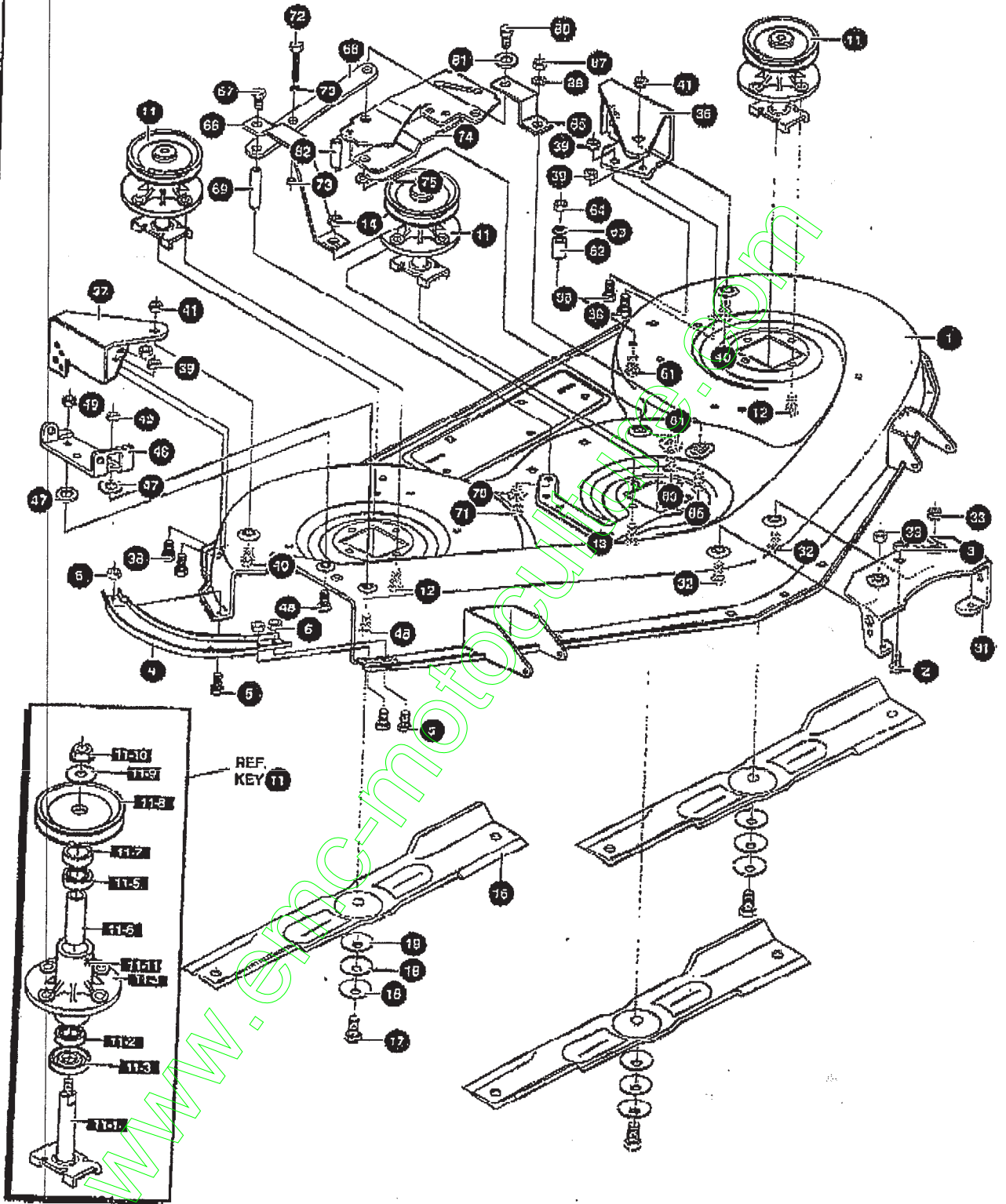
KEY#	PART#	DESCRIPTION	QTY
1	-	ENGINE, KOHLER COMMAND	1
2	50947	SCREW, 3/8-16 X 1.25 WAHHTAP	4
3	138489	WASHER, EXLK .384 X .59 X .04	1
6	327422 K	CAP. OIL DRAIN VALVE ASSEMBLY, YELLOW	1
7	325547 K	OIL DRAIN VALVE ASSEMBLY	1
8	48049 X	TUBING, .25 X .50 X BULK GAS LINE	9 IN.
16	35257	SCREW, #8-32 X .38 HHWATAP	4
17	305553	MUFFLER, 14/18 TWIN NELSON, 22785C	1
18	331939	EXHAUST TUBE, 20HP, KOHLER COMMAND	1
19	58472	DEFLECTOR SIDE OUT (BS222573)	1
20	331940	EXHAUST TUBE, 20HP, KOHLER COMMAND	1
22	9744	BRACKET, TRANSAXLE	1
23	35497	SCREW, 5/16-18 X .50 WAHHTAP	2
24	44811	SCREW, 1/4-20 X .75 WAHHTAP	4
25	332326-853	BRACKET, MUFFLER, KOHLER COMAND	1
26	57072	BOLT, 5/16-18 X .63 CARPLN	2
27	309436	PUSHNUT, 5/16 BOLT RETAINER	2
28	332317-853	SHIELD, KOHLER COMMAND, V TWIN MUFFLER	1
29	55873	NUT, 5/16-18 WDFLLKLRG, WHIZ	2
31	314797	OIL SENSOR, B&S, TWIN CYLINDER	1
33	57569	RETAINER, .31 ID X .62 X .03 WIRE	1
41	307586 X	200508 KNOB, THROTTLE CONTROL, MOLDED GREY	1
42	336124 X	THROTTLE CONTROL, 34.00 LONG CAPRO	1
43	320553	SCREW, 10-24 X .63PHPNMA CRSS	2
44	308459	NUT, #10-24 HXHDNYLK	2
45	159585	SCRW, #8-32 X .39 PHPNMA	1
46	120622	NUT, #8-32 REGHX	1
50	310748	LANYARD, HOOD 15.77 LONG, H15	1
51	318304	SCREW, 1/4-14 X .75 PHPNHTAP, BLACK	1
62	333057 X	PLENUM KOHLER, V, EURO MF H17, BLACK	1
63	329238	RIVET, POP 3/16 DIA X .75 LONG	4

\* SEE ENGINE MANUAL

www.emc-m.com

# MODÈLE F4620-040

# PIÈCES DE RECHANGE



UTILISEZ DES PIÈCES D'ORIGINE POUR  
CONSERVER L'APPLICATION DE LA GARANTIE.

TOUTES LES PIÈCES NON  
REFEREES SONT  
INTERCHANGEABLES AVEC  
LEURS OPPOSEES.

333386 B



**MODÈLE F4620-040**

**PRE-PAINTED DECK ASSEMBLY**

320514

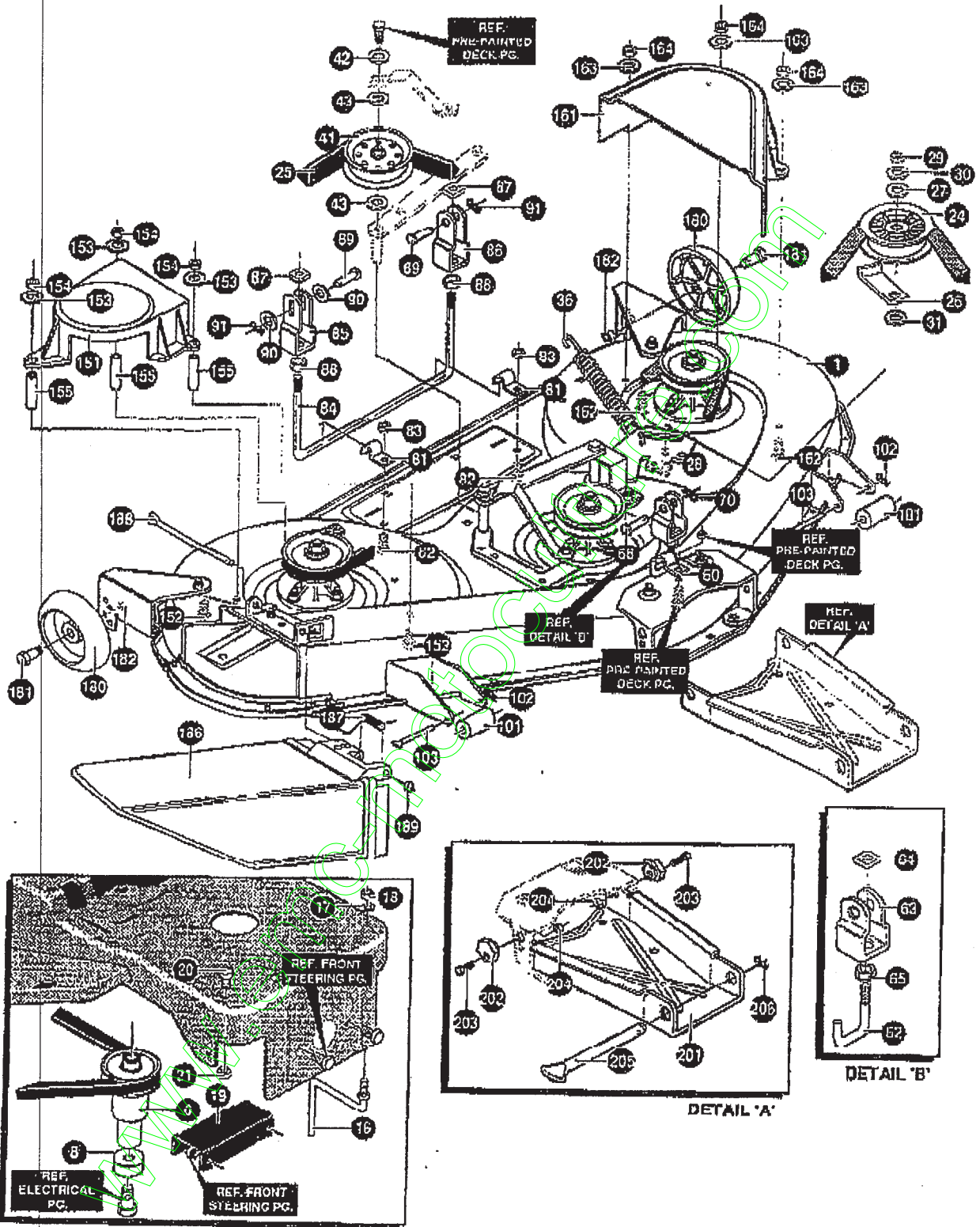
? 11.5  
49562

KEY#	PART#	DESCRIPTION	QTY
1		MOWER DECK, 46" SD ASSEMBLY, EURO	1
2	180077	SCREW, 5/16-18 X .75 HHC	1
3	1498	NUT, 5/16-18 REGHEXCTRLK	1
4	312702	BRACE, SKID	1
5	57072	BOLT, 5/16-18 X .63 CARRLN	3
6	1498	NUT, 5/16-18 REGHEXCTRLK	3
11	320038	QUILL, 46" DECK, WIZERKS ASSEMBLY	2
11-1	320034	SHAFT/SADDLE, 46" DECK	1
11-2	1255	BEARING, BALL 6203-A-C3 (SEAL)	1
11-3	50616	DUST SHIELD	1
11-4	320037	QUILL CASTING, 40" DECK, MACHINED	1
11-6	320032	SPACER, SLEEVE .669 X .88 X 4.281	1
11-7	320567	SPACER QUILL, 46" DECK	1
11-8	320046	46" QUILL PULLEY, SPLIT STEEL	1
11-9	320566	WASHER, SPECIAL QUILL, 46" DECK	1
11-10	1282	NUT, 7/16-20 WDFLLK	1
11-11	706	ZERK, GREASE FITTING	1
12	65498	SCREW, 5/16-18 X .75 WAIHTAP	11
13	300345	SCREW, 5/16-18 X 1.38 WAIHTAP	1
14	1498	NUT, 5/16-18 REGHEXCTRLK	1
16	8684	BLADE, 32" LOW-LIFT, 16, BLACK	3
17	39573	SCREW, 3/8-24 X 1.00 NYLHHC	3
18	2493	WASHER, 3/8 ID X 1.25 O X .07 BELLVIL	9
31	312705	LIFT SUPPORT BRACKET	1
32	57072	BOLT, 5/16-18 X .63 CARRLN	2
33	1498	NUT, 5/16-18 REGHEXCTRLK	2
36	912708	BRACKET, GAUGE WHEEL, LH, BLACK	1
37	312700	BRACKET, GAUGE WHEEL, RH	1
38	180077	SCREW, 5/16-18 X .75 HHC	4
39	1498	NUT, 5/16-18 REGHEXCTRLK	4
40	57072	BOLT, 5/16-18 X .63 CARRLN	2
41	1498	NUT, 5/16-18 REGHEXCTRLK	2
46	922248	BRACKET, CHUTE MOUNT, 46"	1
47	120395	WASHER, FLAT .469 X .82 X .065	2
48	57072	BOLT, 5/16-18 X .63 CARRLN	2
49	1498	NUT, 5/16-18 REGHEXCTRLK	2
61	126358	BOLT, 5/16-18 X 1.00 CARRLN	1
62	50520	SPACER	1
63	35214	WASHER, FLAT .328 X 1.06 X .082	1
64	1498	NUT, 5/16-18 REGHEXCTRLK	1
66	320373	BRACKET, PULLEY SUPPORT	1
67	180124	SCREW, 3/8-16 X 2.50 HHC	1
68	320371	SUPPORT, STRAP	1
69	320369	SUPPORT SHAFT	1
70	120382	WASHER, REGSPTLK .393 X .58 X .10	1
71	180120	SCREW, 3/8-16 X .75 HHC	1
72	121940	SCREW, 1/4-20 X 1.75 HHC	1
73	271172	NUT, 1/4-20 REGHEXKEPS	2
74	322117	IDLER ARM, 40/43/46" DECK, EC	1
75	417098	WASHER, FLAT .501 X 1.06 X .088	1
80	181608	SCREW, 5/16-24 X 1.00 HHC	2
81	120638	WASHER, HVSPTLK .328 X .60 X .09	2
82	320370	IDLER SHAFT, 46" DECK	1
85	320372	BRACKET, IDLER SUPPORT	1
86	57081	BOLT, 3/8-16 X .75 CARRLN	1
87	271190	NUT, 3/8-16 HEXKEPS	1
88	120394	WASHER, FLAT .406 X .81 X .066	1

www.ec-m.com

# MODÈLE F4620-040

# PIÈCES DE RECHANGE



UTILISEZ DES PIÈCES D'ORIGINE POUR CONSERVER L'APPLICATION DE LA GARANTIE.

TOUTES LES PIÈCES NON REFERÉES SONT INTERCHANGEABLES AVEC LEURS OPPOSÉES.

333388 C

MODELE F4620-040

FINAL DECK ASSEMBLY

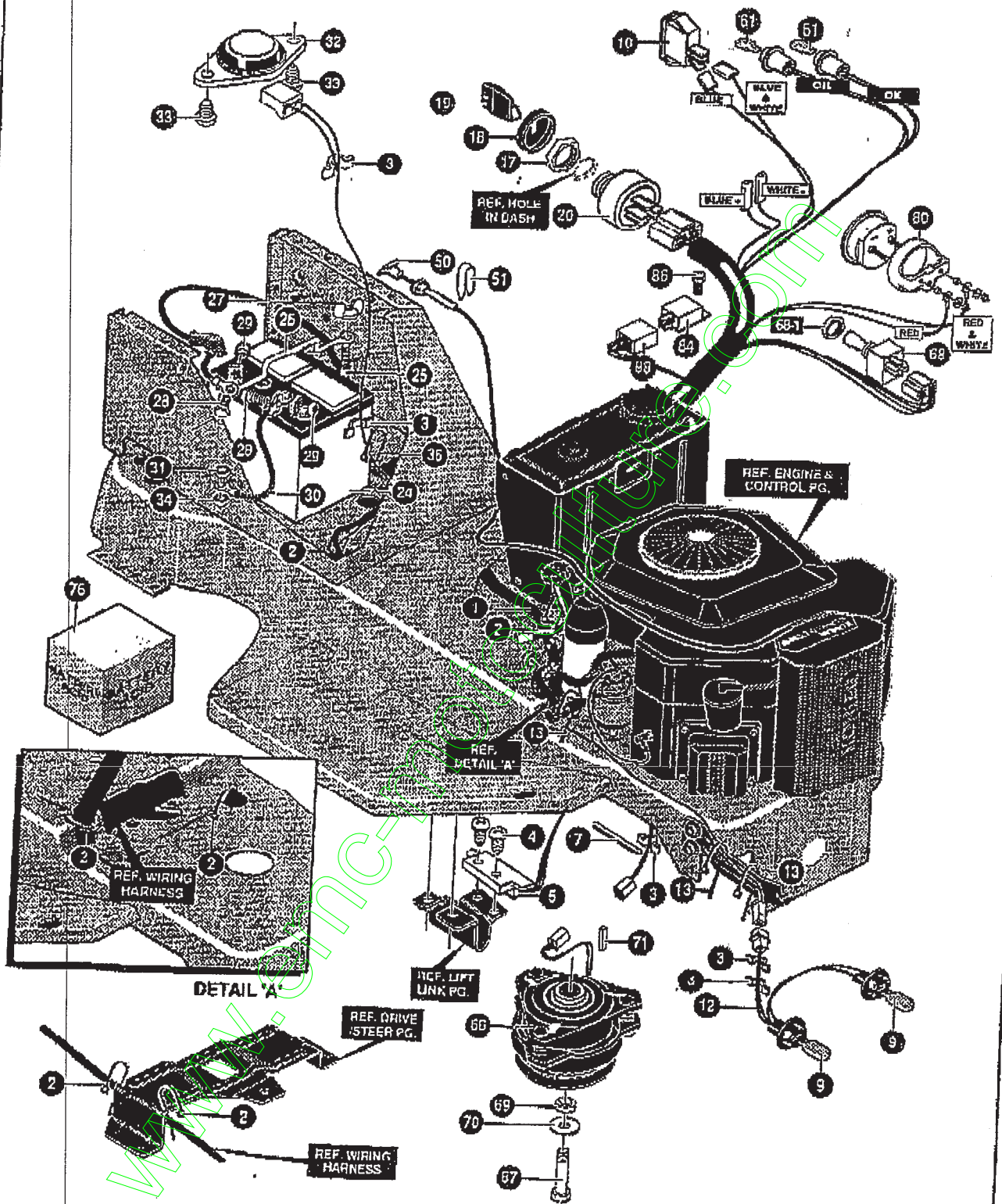
KEY#	PART#	DESCRIPTION	QTY
1	327644	DECK, 46", E/C, W/Z, LL, NO ROLLE	1
6	309880	PULLEY, ENGINE, EL/CL, EURO LT	1
8	332963	SPACER, EL/CL, EURO, GT	1
16	300440	GUIDE, BELT, RIDER	1
17	198539	WASHER, REGINTLK .320 X .51 X .08	1
18	1498	NUT, 5/16-18 REGHEXCTRLK	1
19	309011-853	BRACKET, CLUTCH STOP, 40/46, E/C	1
20	180077	SCREW, 5/16-18 X .75 HHC	1
21	1498	NUT, 5/16-18 REGHEXCTRLK	1
24	310026	PULLEY, IDLER BFF, 4.00 WIDE FL	1
25	319869	BELT, V SL, 129LONG, 46" EURO, E/C	1
26	1346	RETAINER, BELT	1
27	446363	WASHER, FLAT .375 X .88 X .092	1
28	57925	BOLT, 3/8-16 X 2.00 CARRSN	1
29	120377	NUT, 3/8-16 REGHX	1
30	120382	WASHER, REGSPTLK .393 X .68 X .10	1
31	996416	WASHER, FLAT .391 X 1.00 X .125	1
36	320375	SPRING, 46" ELECTRIC/CLUTCH, EURO	1
41	303030	PULLEY, IDLER BFF, 4.00 DIA	1
42	120382	WASHER, REGSPTLK .393 X .68 X .10	1
43	996416	WASHER, FLAT .391 X 1.00 X .125	2
60	319868	CLIP, 40/46 HANGER	1
62	312302	ROD, 40", REAR DECK LIFT	1
63	304443	CLEVIS	1
64	109527	NUT, 1/2-13 .458 SQUARE	1
65	120238	NUT, 1/2-13 HEXJAM	1
68	300317	PIN, CLEVIS .375 DIA X .81 LONG	1
70	8260 X	PIN, HAIR .091 DIA X 1.66 LONG	1
81	312701	CLIP	1
82	180077	SCREW, 5/16-18 X .75 HHC	2
83	1498	NUT, 5/16-18 REGHEXCTRLK	2
84	321344	ROD, LIFT EURO, GT, 46" DECK	1
85	305283	CLEVIS, SLOT EURO	1
86	304443	CLEVIS	1
87	109527	NUT, 1/2-13 .458 SQUARE	2
88	120238	NUT, 1/2-13 HEXJAM	2
89	300317	PIN, CLEVIS .375 DIA X .81 LONG	2
90	120384	WASHER, FLAT .406 X .81 X .066	2
91	8260 X	PIN, HAIR .091 DIA X 1.66 LONG	2
101	310072 X	ROLLER, 3 X .515 ID X 2.5 OD	2
102	8260 X	PIN, HAIR .091 DIA X 1.66 LONG	2
103	306229 X	ROD SUPPORT	2
151	320569	GUARD, BELT, RH, 46" DECK, LF	1
152	126385	BOLT, 5/16-18 X 2.25 CARFLNG	3
153	120393	WASHER, FLAT .344 X .69 X .065	2
154	1498	NUT, 5/16-18 REGHEXCTRLK	3
155	321173	SPACER, GUARD 46", LF/EURO -LONG	3
161	309073	GUARD, BELT, LH, PLASTIC	1
162	57072	BOLT, 5/16-18 X .63 CARFLN	3
163	120393	WASHER, FLAT .344 X .69 X .065	3
164	1498	NUT, 5/16-18 REGHEXCTRLK	3
180	302611	GAUGE WHEEL, EURO 6.00 OD X 1.38 WD	2
181	23763	BOLT, .500 X 1.390 HSSH, 3/8-16	2
182	1498	NUT, 3/8-16 REGHXCTRLK	2
186	304799	CHUTE, DISCHARGE, 46" DECK	1
187	314975	SPRING, TORSION, CHUTE DEFLECTOR	1
188	305251	ROD, PIVOT 46" DECK .312 D X 6.12	1
189	309436	PUSHNUT, 5/16, BOLT RETAINER	1
201	310800-853	CHANNEL DRAWBAR, 40 EURO	1
202	50247	NUT, ADJUST	2
203	180079	SCREW, 5/16-18 X 1.00 HHC	2
204	1498	NUT, 5/16-18 REGHEXCTRLK	2
205	302983	ROD, DRAWBAR	1
206	56180	PIN, HAIR .091 DIA X 1.62 LONG	1

^ ORDER INDIVIDUAL PARTS



# MODELE F4620-040

# PIÈCES DE RECHANGE



UTILISEZ DES PIÈCES D'ORIGINE POUR  
CONSERVER L'APPLICATION DE LA GARANTIE.

TOUTES LES PIÈCES NON  
REFERÉES SONT  
INTERCHANGEABLES AVEC  
LEURS OPPOSEES.

332433E

**MODELE F4620-040**

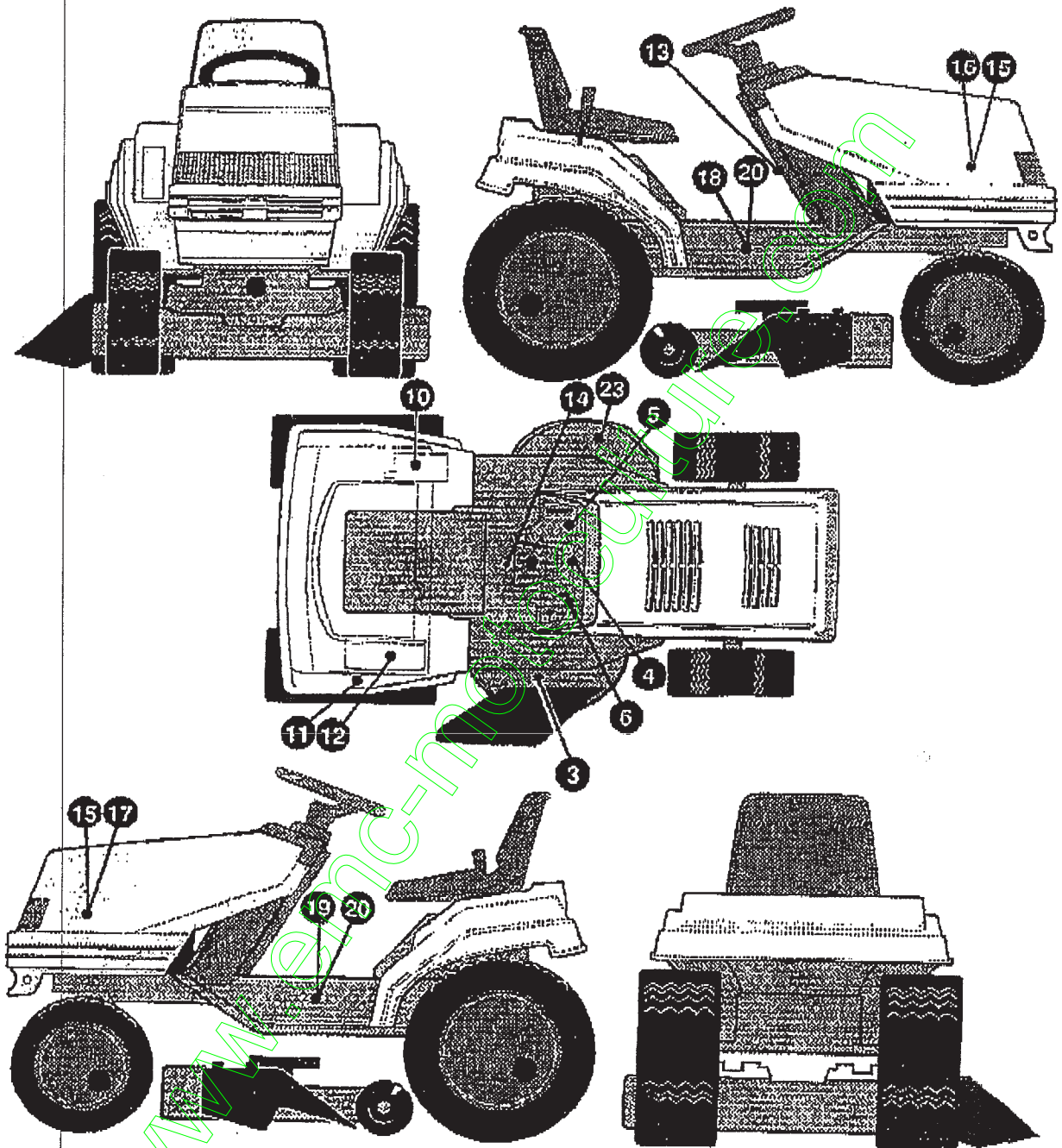
**ELECTRICAL ASSEMBLY**

KEY#	PART#	DESCRIPTION	QTY
1	331583	HARNESS, KOHLER COMMAND E/C WIRE	1
2	57444	TIE, CABLE BLACK NYLON, 5.62 LONG	5
3	41482	PRESS CLIP, 1.380 LONG .255 ID	5
4	67220	SCREW, #12 X .50 PHPNHTAP, BLACK	2
5	57476	SWITCH, SCREW MOUNT, DP, NC, NO BLACK	1
7	52151	EDGING (78"-47453) WIDE BLK	3
9	52572	BULB, HEADLAMP	2
10	300334	LIGHT SWITCH, ON/OFF PANEL MOUNT	1
12	303064	ASSEMBLY, LIGHT WIRE-1/4 TURN	1
13	57444	TIE, CABLE BLACK NYLON, 5.62 LONG	3
17	327352	NUT, #8 B ACME DELTA FOR BOOT	1
18	300194	BOOT, IGNITION SWITCH	1
19	327350	KEY, IGNITION	2
20	327355	SWITCH-IGNITION (AFTER FIRE) 3 POSITION	1
24	92744	BATTERY, 12V	1
25	57551	ROD, BATTERY	1
26	302912	ROD, BATTERY TOP .209 DIA	1
27	325232	NUT, WING 1/4-20, NYLON	1
28	180020	SCREW, 1/4-20 X .75 HHC	2
29	271172	NUT, 1/4-20 REGHEXKEPS	2
30	55511	WIRE, GROUND, 12.5"	1
31	371184	NUT, 5/16-18 HEXKEPS	1
32	57547	SWITCH, SEAT	1
33	160505	SCREW, 1/4-20 X .38 PHPNHMA	2
34	138489 X	WASHER, EXLK .384 X .69 X .04	1
36	57444	TIE, CABLE BLACK NYLON, 5.62 LONG	2
50	309409 X	CHOKE CONTROL	1
51	314522	CLIP, CHOKE CONTROL	1
61	57769	BULB, INDICATOR	2
66	325108	CLUTCH, ELECTRIC, 12/18HP, REG CHARGER	1
67	215646	SCREW, ENGINE PULLEY	1
68	309285	SWITCH, ELECTRIC/CLUTCH, ACTUATOR, EURO	1
69	319822	BEARING, FLANGE .510ID X .10 OD X .56 LONG	1
70	120389	WASHER, REGSPTLK .459 X .78 X .12	1
71	305562	KEY, SQUARE .250 SQUARE X 2.12 LONG	1
76	7	71	1
80	315902	AMMETER ASSEMBLY → 309973, 121695	1
84	309284	RELAY, OPERATOR PRESENCE, EURO	1
86	320553	SCREW, 10-24 X .63, PHPNMA	1
88	308459	NUT, #10-24 HXHDNYLK	1

www.enic-m.com

# MODÈLE F4620-040

# PIÈCES DE RECHANGE



335120 B



**MODÈLE F4620-040**

**DECAL ASSEMBLY**

KEY#	PART#	DESCRIPTION	QTY
3	402701	DECAL, CAUTION DECK, RH	1
4	333354	DECAL, DASH OIL, ALL SYS	1
5	331809	DECAL, DASH, LH, ISO, AMM, E/CL, M/CH	1
6	331818	DECAL, DASH, RH, ISO, CH, W/O HMETER	1
10	316810	DECAL, HEIGHT E/O EXPORT	1
11	307817	DECAL, SHIFT INDICATOR, EXPORT	1
12	316886	DECAL, GEAR SHIFT, 6 SPEED, EURO	1
13	307820	DECAL, PARK BRAKE, EXPORT	1
14	402689	DECAL, CONSOLE, SYMBOLIC CAUTION	1
15	402367	NAMEPLATE, CAST, 20HP, EURO	2
16	402368	DECAL, HOOD, RH, SIDE, CAST H17	1
17	402369	DECAL, HOOD, LH, SIDE, CAST H17	1
18	402370	DECAL, CONSOLE, RH, CAST EURO	1
19	402371	DECAL, CONSOLE, LH, CAST EURO	1
20	402372	NAMEPLATE, 20/46 CHROME EURO	2
23	402700	DECAL, CAUTION DECK, LH	1

www.emc-motors.com