



PIECES DETACHEES

Tondeuses PRO

SF200
SF230

SF200 - THE42
SF230 - FHUE42



Yves Béal 21, Av. de l'Agriculture - B.P. 18
Z.I. du Buisson 63016 Clermont-Ferrand Cedex 2
Tel: 04 73 91 92 51 Téléphone : 06 73 90 23 11
www.yvesbeal.fr Email: info@yvesbeal.fr
M.C. B. 304 973 866 - SIREN 304 973 866

1689-097-1000-0

03-000210-050221

Directions for use of Parts Catalogue

1. Applicable model of machines

All component and option parts used for SF200/SF230 tractors are listed in this parts catalogue.

NOTES : FFOUR WHEEL DRIVE

HHST

UPOWER STEERING

TTWO WHEEL DRIVE

E 42EUROPE AND OCEANIA WITH TURF TYPE

S F 200E3100 - G (ENGINE)

S F 230E3112 - G (ENGINE)

2. Explanation for head paragraph

KEY	PART CODE	DESCRIPTION	QTY	TYPE OF MODEL						I T C	C O L	G R P	REMARKS
				TF15	TF17	TF19							
126	1614-508-200-00	FILTER(SUCTION) ASSY	1	*	*	*						4E	
127	V721-103-103-50	O-RING	1	*	*	*							
128	1614-508-260-00	FILTER(SUCTION) ASSY	1	*	*	981- -1799							
129	1614-508-262-00	FILTER(LH)	1	*	*	*							FIG.164
		ASSY	1	*	*	*						4E	A
						1- -1999				3			

- ① KEY shows the location of parts diagramed in the illustration.
- ② Parts numbers begin with `V` and `W` are standard parts of the market.
- ③ `LH` and `RH` on the parts name are described against the moving direction of the machine or are described on the condition how to install parts on the machines.
- ④ QTY shows the number of parts to be used for one unit of machine.
`M` is indicated for parts supplied by a meter long.
`ℓ` is indicated for parts supplied by liter.
`AR` is indicated for parts need to be adjusted or regulated.
- ⑤ The following symbol classifies parts to be used for machines.

ˆ * ˆ means standard parts.

ˆ T ˆ shows that the parts can be installed as optional parts.

ˆ R ˆ shows that the parts can be used as applicable parts to replace originally equipped parts.

- ⑥ Serial number : upper row shows the serial number for the first product and lower row for the last product.

Example : Serial no. 1 through to serial no. 1999.

- ⑦ ITC : Interchangeability

ˆ 1 ˆ ...OLD ← NEW

New parts can be used in place of the old parts.

ˆ 2 ˆ ...OLD → NEW

Old parts can be used in place of the new parts.

ˆ 3 ˆ ...OLD ↔ NEW

Old parts and new parts can not be replaced each other.

- ⑧ COL : Color code

Color is signified with color code number for colored parts.

Please see the color list shown in the next page.

- ⑨ GRP : Parts shown in this column can be replaced by SET parts.

Exsample : Parts marked Ⓐ can be replaced by parts marked Ⓑ, and Ⓓ for Ⓒ, so the rest follow in the same alphabetical order.

- ⑩ Remarks

* Other maker's part code number is shown in this column.

* When Fig. No. is shown in the Remark column of SET parts or ASSY parts, each of their component parts are listed in said Fig. No.

3. Color :

The following colors are used for color parts.

COLOR CODE	COLOR	SPRAY TYPE CODE NUMBER	PAINTS 4K DRUM	PAINTS 16K DRUM
4 G	CRYSTAL BLUE	1300-957-001-10	1300-957-003-00	1300-957-004-00
6 G	SUMMER WHITE	1300-958-001-10	1300-958-003-00	1300-958-004-00
7 F	MIRROR BLACK	1300-954-001-10	1300-954-003-00	1300-954-004-00

NOTE : Color code is signified only for the parts assigned by the maker as color parts.

4. Serial Numbers:

- 1) For engines serial number is stamped on CYLINDER BLOCK ASSY.

Please see Fig. No. 5 - 1.

- 2) For chassies serial number is shown on the LABEL.

Please see



5. Parts Order

- 1) Parts numbers listed in the parts catalogue are all registered in "ISEKI on-line computer".
- 2) When you order parts, please make sure of correct numbers.
- 3) When substitute parts is available, the part number ordered will be automatically turned to a new part number.
- 4) Please be sure to use "ISEKI GENUINE PARTS".

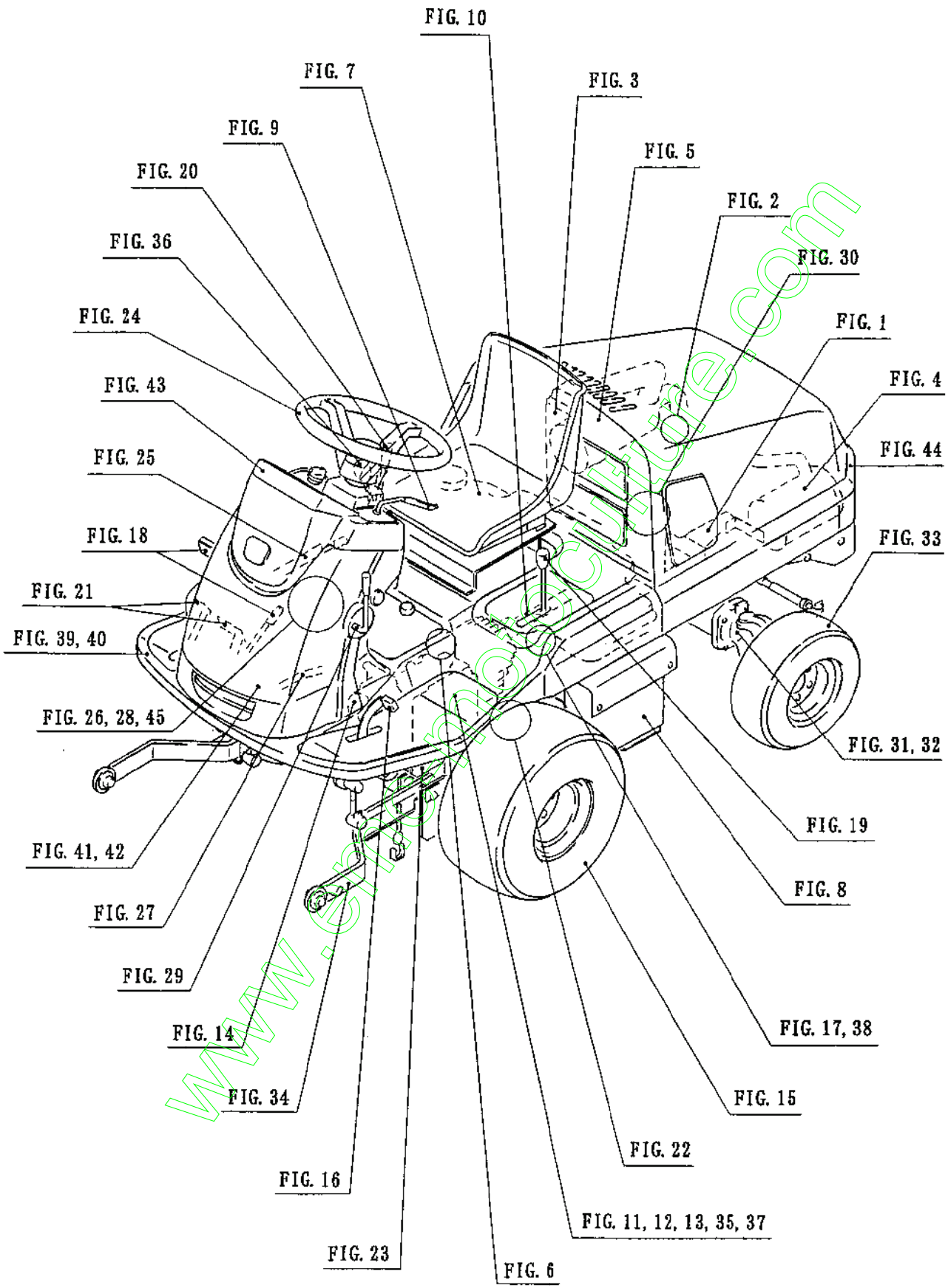
Any other similar parts other than ISEKI parts when used may cause a trouble that makes us unable to repair or guarantee the warrant.

M O D E L F I G	S S F F 2T2F 0H3H 0E0U 4 E 2 4 2											
1	** *											
2	** *											
3	** *											
4	** *											
5	** *											
6	** *											
7	** *											
8	** *											
9	** *											
10	** *											
11	*											
12	** *											
13	** *											
14	** *											
15	** *											
16	*											
17	** *											
18	** *											
19	** *											
20	** *											
21	** *											
22	** *											
23	** *											
24	** *											
25	** *											
26	** *											
27	*											
28	** *											
29	** *											
30	** *											
31	*											
32	** *											
33	** *											
34	** *											
35	*											
36	** *											
37	** *											
38	** *											
39	** *											
40	** *											
41	*											
42	** *											
43	** *											
44	** *											
45	** *											

www.enc-motoculture.com

M O D E L F I G	S S F F 2T2F 0H3H 0E0U 4 E 2 4 2											
	46	* *										
	47	*										
	48	* *										
	49	T T										
	50	T T										
	51	T T										
	52	T T										
	53	* *										
	54	* *										
	55	* *										
	56	* *										
	57	*										

www.emc-motoculture.com



C O N T E N T S

SF200

ENGINE (E3100-G)

CYLINDER HEAD	Fig. 1
CYLINDER HEAD COVER	Fig. 2
INLET MANIFOLD	Fig. 3
EXHAUST MANIFOLD	Fig. 4
CYLINDER BLOCK	Fig. 5
BEARING/UNDER SIZE (OPTION).....	Fig. 6
OIL PAN.....	Fig. 7
REAR PLATE	Fig. 8
TIMING GEAR CASE	Fig. 9
HANGER	Fig. 10
VALVE	Fig. 11
CAM SHAFT	Fig. 12
PISTON	Fig. 13
PISTON/OVER SIZE (OPTION)	Fig. 14
CRANK SHAFT	Fig. 15
OIL PUMP	Fig. 16
WATER PUMP	Fig. 17
COOLING FAN.....	Fig. 18
INJECTION NOZZLE	Fig. 19
INJECTION PUMP	Fig. 20
FUEL PIPE	Fig. 21
ELECTRIC (1)	Fig. 22
ELECTRIC (2)	Fig. 23
COMPONENT PARTS FOR 6215 - 300 - 035 - 00 ON Fig.19	Fig. 24
COMPONENT PARTS FOR 6215 - 600 - 052 - 20 ON Fig.20	Fig. 25
COMPONENT PARTS FOR 6281 - 100 - 011 - 10 ON Fig.22	Fig. 26
COMPONENT PARTS FOR 6281 - 200 - 005 - 00 ON Fig.22	Fig. 27

C O N T E N T S

S F 2 3 0

E N G I N E (E 3 1 1 2 - G)

CYLINDER HEAD	Fig. 1
CYLINDER HEAD COVER	Fig. 2
INLET MANIFOLD	Fig. 3
EXHAUST MANIFOLD	Fig. 4
CYLINDER BLOCK	Fig. 5
BEARING/UNDER SIZE (OPTION).....	Fig. 6
OIL PAN.....	Fig. 7
REAR PLATE	Fig. 8
TIMING GEAR CASE	Fig. 9
HANGER	Fig. 10
VALVE	Fig. 11
CAM SHAFT	Fig. 12
PISTON	Fig. 13
PISTON/OVER SIZE (OPTION)	Fig. 14
CRANK SHAFT	Fig. 15
OIL PUMP	Fig. 16
WATER PUMP	Fig. 17
COOLING FAN.....	Fig. 18
INJECTION NOZZLE	Fig. 19
INJECTION PUMP	Fig. 20
FUEL PIPE	Fig. 21
ELECTRIC (1)	Fig. 22
ELECTRIC (2)	Fig. 23
COMPONENT PARTS FOR 6215 - 300 - 036 - 00 ON Fig.19	Fig. 24
COMPONENT PARTS FOR 6215 - 600 - 103 - 10 ON Fig.20	Fig. 25
COMPONENT PARTS FOR 6281 - 100 - 011 - 10 ON Fig.22	Fig. 26
COMPONENT PARTS FOR 6281 - 200 - 005 - 00 ON Fig.22	Fig. 27

CONTENTS

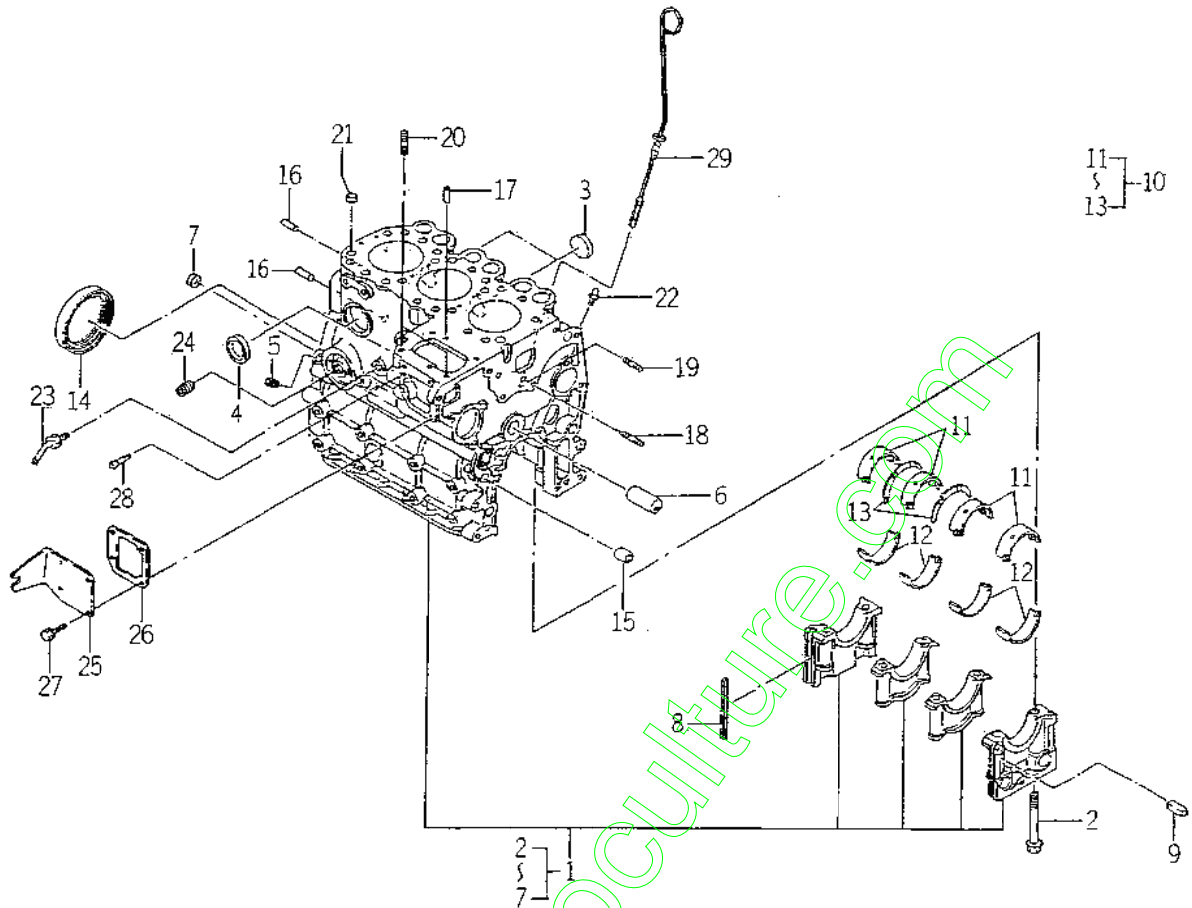
CHASSIS

ENGINE BRACKET SYSTEM.....	Fig. 1
COLLECTOR OPTION	Fig. 2
RADIATOR SYSTEM	Fig. 3
MUFFLER SYSTEM	Fig. 4
AIR CLEANER SYSTEM	Fig. 5
FUEL LINE SYSTEM	Fig. 6
FUEL TANK SYSTEM	Fig. 7
BATTERY SYSTEM	Fig. 8
ACCELERATOR LEVER SYSTEM	Fig. 9
DRIVE SHAFT SYSTEM	Fig. 10
TRANSMISSION CASE (2WD) SYSTEM (SF200)	Fig. 11
TRANSMISSION CASE (4WD) SYSTEM (SF230)	Fig. 12
BRAKE SYSTEM	Fig. 13
PTO DRIVE SYSTEM	Fig. 14
FRONT AXLE AND FRONT WHEEL SYSTEM	Fig. 15
DIFF - LOCK AND DIFF - PEDAL SYSTEM (SF200)	Fig. 16
HST UNLOAD SYSTEM	Fig. 17
BRAKE PEDAL AND PARKING BRAKE SYSTEM	Fig. 18
PTO LEVER SYSTEM	Fig. 19
HST LINK SYSTEM	Fig. 20
HST PEDAL SYSTEM	Fig. 21
HST PIPING SYSTEM	Fig. 22
CHASSIS SYSTEM	Fig. 23
STEERING WHEEL AND STEERING SHAFT SYSTEM	Fig. 24
TILT LEVER SYSTEM	Fig. 25
STEERING POST SYSTEM	Fig. 26
STEERING DRIVE SYSTEM (SF200)	Fig. 27
STEERING PIPING SYSTEM (SF230)	Fig. 28
4WD LEVER AND DRIVE SHAFT SYSTEM (SF230)	Fig. 29
4WD UNIT CASE SYSTEM (SF230)	Fig. 30

REAR AXLE SYSTEM (SF200)	Fig. 31
REAR AXLE SYSTEM (SF230) (1/4) (2/4) (3/4) (4/4)	Fig. 32
REAR WHEEL SYSTEM	Fig. 33
LIFT LINK SYSTEM	Fig. 34
LIFT PIPING SYSTEM (SF200)	Fig. 35
LIFT LEVER SYSTEM	Fig. 36
LIFT PIPING SYSTEM (SF230)	Fig. 37
UP STOP SYSTEM	Fig. 38
FENDER SYSTEM (SF200)	Fig. 39
FENDER SYSTEM (SF230)	Fig. 40
POST COVER SYSTEM (SF200)	Fig. 41
POST COVER SYSTEM (SF230)	Fig. 42
POST PANEL SYSTEM	Fig. 43
HOOD SYSTEM	Fig. 44
HARNESS SYSTEM	Fig. 45
ORNAMENT	Fig. 46
LABEL (PICTORIAL) (SF200)	Fig. 47
LABEL (PICTORIAL) (SF230)	Fig. 48
LABEL (FRENCH) (OPTION)	Fig. 49
LABEL (ENGLISH) (OPTION)	Fig. 50
LABEL (GERMAN) (OPTION)	Fig. 51
LABEL (DUTCH) (OPTION)	Fig. 52
 COMPONENT PARTS	
COMPONENT PARTS FOR K211 - 042 - 000 - 00 ON Fig.35,37	Fig. 53
COMPONENT PARTS FOR 1614 - 223 - 210 - 00 ON Fig.30	Fig. 54
COMPONENT PARTS FOR 1689 - 201 - 200 - 00 ON Fig.11,12	Fig. 55
COMPONENT PARTS FOR 1689 - 203 - 200 - 00 ON Fig.14	Fig. 56
COMPONENT PARTS FOR 1689 - 402 - 260 - 00 ON Fig.24	Fig. 57

WIRING DIAGRAM

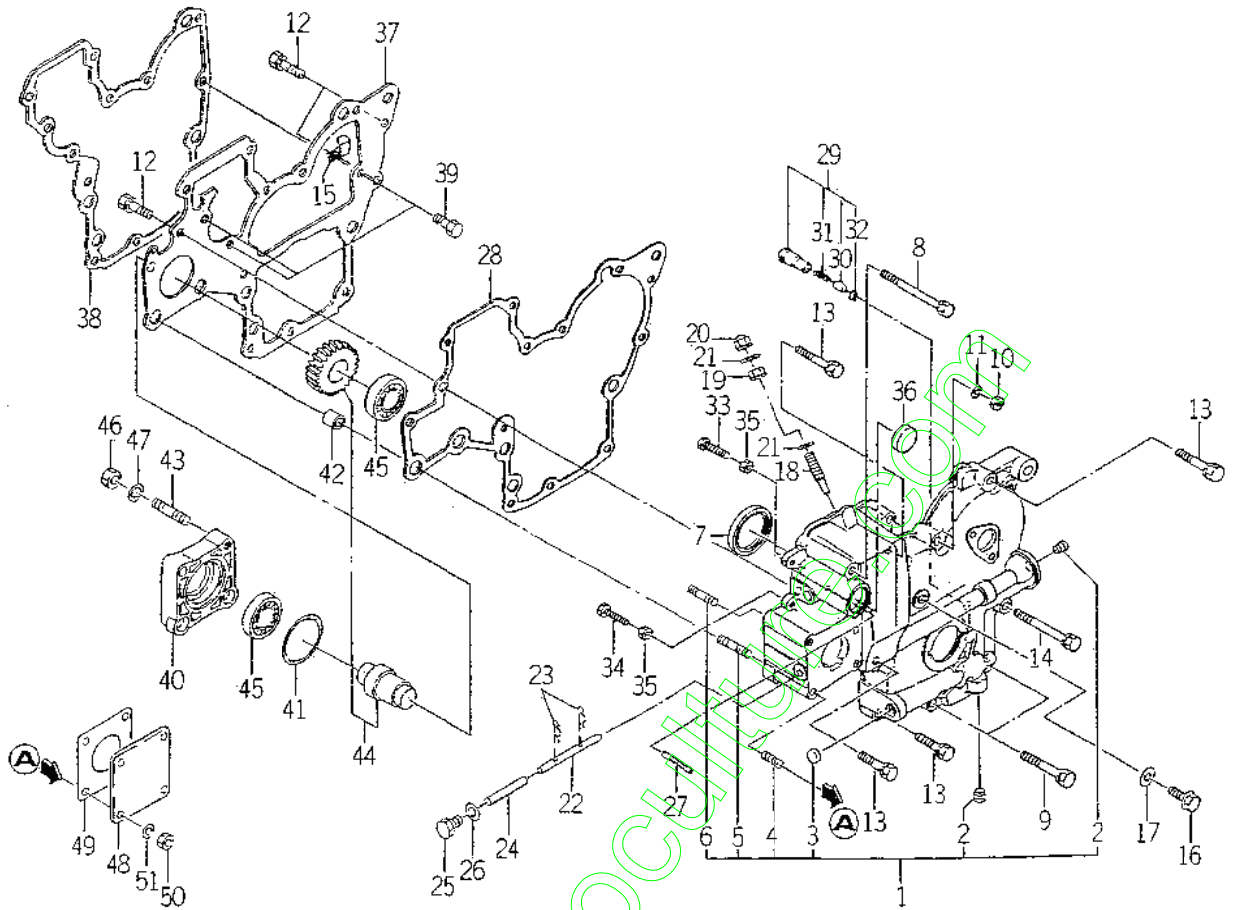
FIG. 5 CYLINDER BLOCK



6C04-201R

KEY	PART CODE	DESCRIPTION	QTY	TYPE OF MODEL		I T C	C O L	G R P	REMARKS
				E3100G					
1	6211-210-046-00	CYLINDERBLOCK ASSY	1	*					
2	6209-000-004-10	BOLT	8	*					
3	6209-610-001-00	CAP, SEALING	2	*					
4	6911-219-195-00	CAP, SEALING	4	*					
5	6509-605-019-10	PLUG	3	*					
6	6212-531-005-10	PIN/IDLEGEAR	1	*					
7	6911-129-083-00	CAP, SEALING	2	*					
8	6211-258-001-00	SEAL, BEARING CAP	4	*					
9	6211-258-002-00	SEAL, BEARING CAP/7	2	*					
10	6211-510-001-00	METAL, CRANK SET	1	*					
11	6211-511-003-00	BEARING/CRANK/UPPER	4	*					
12	6211-511-004-00	BEARING/CRANK/LOWER	4	*					
13	6211-599-001-10	BEARING, THRUST CRANK	2	*					
14	6209-625-001-00	SEAL, OIL	1	*					
15	6209-749-001-20	PIN/TUBE	2	*					
16	6908-160-816-00	PIN	2	*					
17	6209-740-005-00	PIN	2	*					
18	6904-110-840-00	STUD/M8X40	1	*					
19	6904-110-818-00	STUD	1	*					
20	6904-110-822-00	STUD	2	*					
21	6294-453-002-00	DOWEL	2	*					
22	6909-902-299-00	NIPPLE	1	*					
23	6213-721-007-00	PIPE/WATERDRAIN	1	*					
24	6213-319-001-00	CONNECTOR, OIL FILTER	1	*					
25	6211-291-013-00	COVER/INJECTIONPUMP	1	*					
26	6211-292-001-20	GASKET/COVER	1	*					
27	6901-910-612-00	BOLT, SEMS/M6X12	4	*					
28	6215-549-013-00	PIN	1	*					
29	6211-760-022-00	LEVELGAGE	1	*					

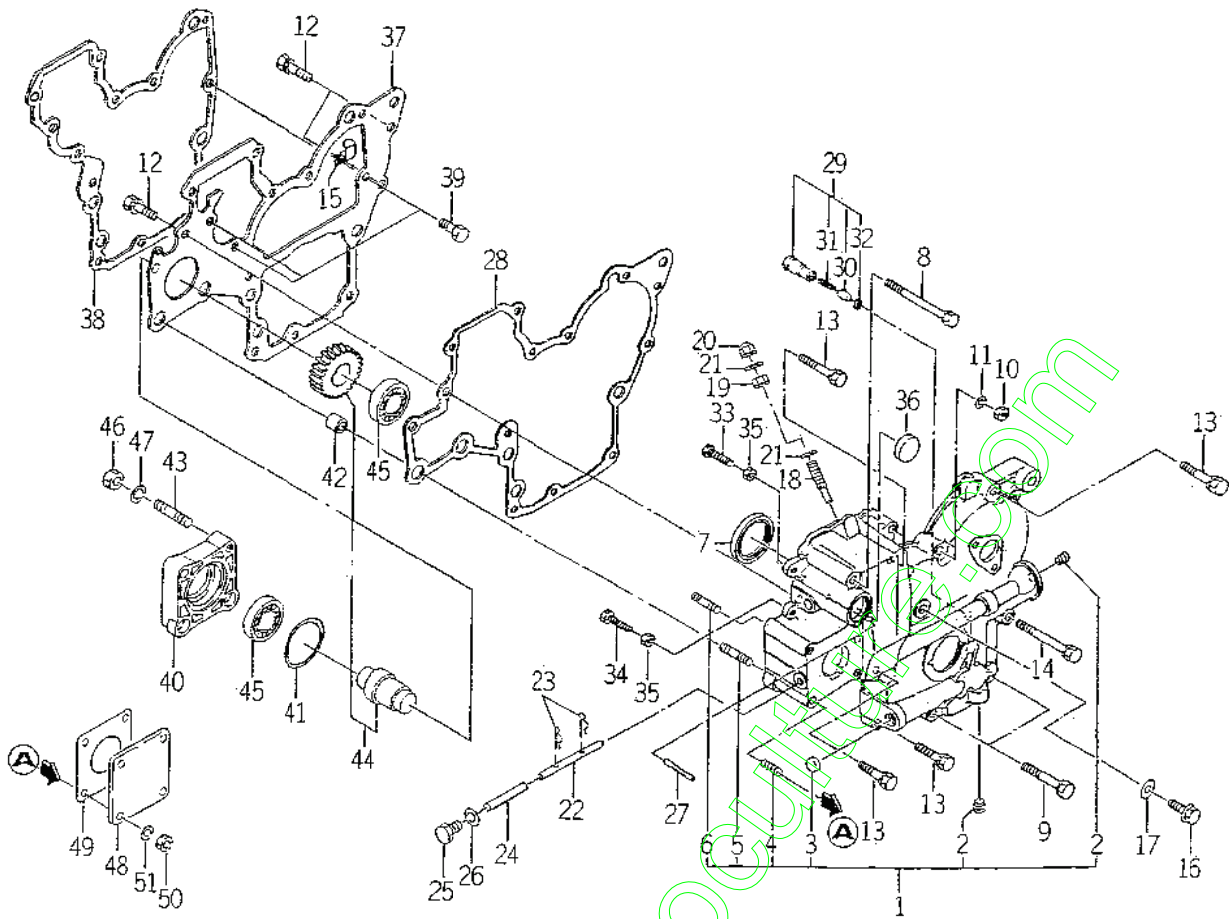
FIG. 9 TIMING GEAR CASE



6C01-248C

KEY	PART CODE	DESCRIPTION	QTY	TYPE OF MODEL		I T C	C O L	G R P	REMARKS
				E3100G					
1	6211-310-025-10	GEARCASE ASSY	1	*					
2	6509-605-019-10	PLUG	2	*					
3	6209-610-002-10	CUP/SEALING/16	1	*					
4	6904-110-822-00	STUD	4	*					
5	6904-110-855-00	STUD	2	*					
6	6904-110-850-00	STUD	1	*					
7	6209-625-002-00	SEAL, OIL	1	*					
8	6209-030-005-00	BOLT/M8X85	1	*					
9	6509-000-084-00	BOLT/L=55	2	*					
10	6909-110-508-00	NUT/M8	1	*					
11	6909-150-508-00	WASHER	1	*					
12	V211-560-802-00	BOLT/M8X20	3	*					
13	6901-910-845-00	BOLT, SEMS/M8X45	5	*					
14	6209-030-006-00	BOLT/M8X75	1	*					
15	1425-621-004-00	CLAMP, HARNESS	1	*					
16	6209-046-001-00	BOLT/M8X30	1	*					
17	6209-500-003-00	WASHER/08X14X01	1	*					
18	6215-546-003-00	STOPPER/FULLLOAD	1	*					
19	6209-409-001-00	NUT/M8	1	*					
20	V341-120-008-00	NUT, CAP/M 8	1	*					
21	6209-920-002-00	PACKING	2	*					
22	6215-542-004-20	PIN/ARM	1	*					
23	P117-303-003-00	PIN/SNAP	2	*					
24	6215-542-005-00	PIN	1	*					
25	6908-202-308-00	PLUG	1	*					
26	6209-500-003-00	WASHER/08X14X01	1	*					
27	6209-740-001-00	PIN, GROOVE	1	*					
28	6211-312-003-20	GASKET/GEARCASE	1	*					
29	6213-160-002-00	VALVE/RELIEF ASSY	1	*					
30	6213-161-001-00	PISTON/RELIEF VALVE	1	*					

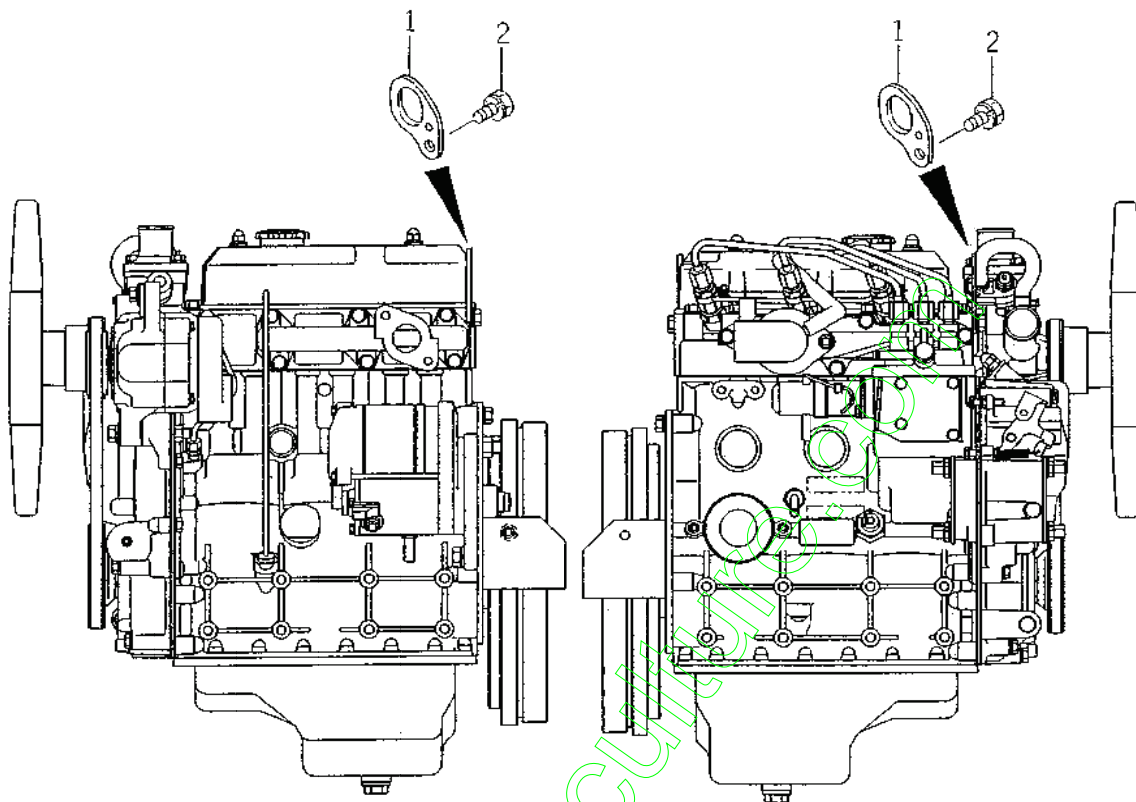
FIG. 9 TIMING GEAR CASE



6004-2496

KEY	PART CODE	DESCRIPTION	QTY	TYPE OF MODEL		I T C	C O L	G R P	REMARKS
				E31006					
31	6213-164-001-00	SPRING/RELIEF VALVE	1	*					
32	V705-140-012-00	RING, SNAP/12 C	1	*					
33	6209-050-001-00	BOLT/M6	1	*					
34	6209-050-002-00	BOLT/M6	1	*					
35	6909-110-406-00	NUT	2	*					
36	3625-540-004-00	CAP. BLANK/30	1	*					
37	6211-311-007-20	PLATE, FRONT	1	*					
38	6211-312-004-20	GASKET/PLATE	1	*					
39	6902-050-816-00	BOLT	3	*					
40	6211-319-003-00	SPACER	1	*					
41	V723-102-005-00	O-RING 1A S50	1	*					
42	6209-749-001-20	PIN/TUBE	2	*					
43	6904-110-822-00	STUD	1	*					
44	6212-530-005-10	SHAFT/HYDRAULIC ASSY	1	*					
45	V600-110-600-50	BEARING, RB/6005	2	*					
46	6909-110-408-00	NUT/M8	4	*					
47	6909-150-508-00	WASHER	4	*					
48	6511-321-083-00	COVER	1	*					
49	6211-322-002-00	GASKET/COVER	1	*					
50	6909-110-408-00	NUT/M8	4	*					
51	6909-150-508-00	WASHER	4	*					

FIG. 10 HANGER

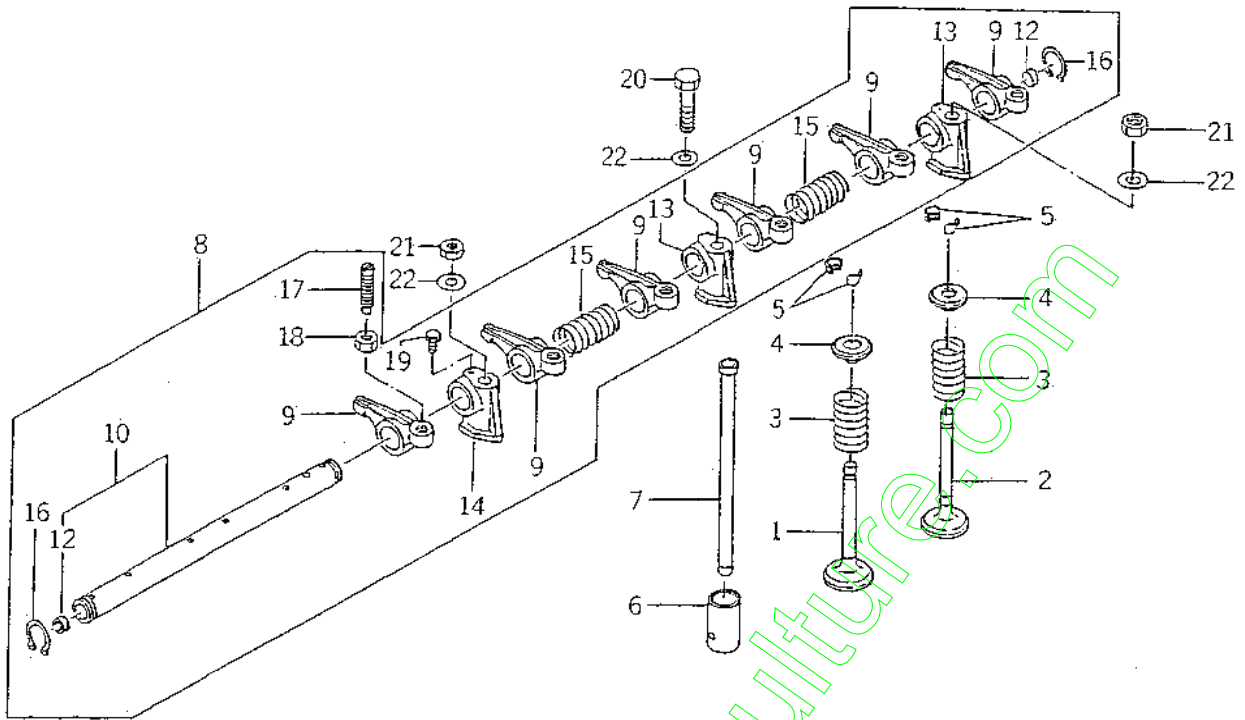


6003-250

KEY	PART CODE	DESCRIPTION	QTY	TYPE OF MODEL		I T C	C O L	G R P	REMARKS
				E3100G					
1	6211-777-007-20	HANGER	2	*					
2	6901-911-020-00	BOLT, SEMS/M10X20	2	*					

www.emc-motocult.it

FIG. 11 VALVE



6004-201

KEY	PART CODE	DESCRIPTION	QTY	TYPE OF MODEL		I T C	C O L	G R P	REMARKS
				E3100G					
1	6212-551-001-00	VALVE, INTAKE	3	*					
2	6212-552-001-00	VALVE, EXHAUST	3	*					
3	6212-561-001-00	SPRING, VALVE	6	*					
4	6212-563-001-00	SEAT, VALVE SPRING	6	*					
5	6212-565-001-00	CUTTER, VALVE	12	*					
6	6212-571-003-00	TAPPET	6	*					
7	6212-575-002-00	ROD, PUSH	6	*					
8	6212-600-002-00	SHAFT, ROCKER ASSY	1	*					
9	6212-611-004-10	ROCKERARM	6	*					
10	6212-620-001-10	SHAFT, ROCKER ARM ASSY	1	*					
11	6212-621-002-10	SHAFT/ROCKERARM	1	*					
12	6212-626-002-10	PLUG	2	*					
13	6212-628-004-00	BRACKET ROCKER SHAFT	2	*					
14	6212-628-005-00	BRACKET, ROCKER SHAFT	1	*					
15	6209-940-004-00	SPRING	2	*					
16	V704-140-016-00	RING, SNAP/16 C	2	*					
17	6212-616-002-00	SCREW ADJUST	6	*					
18	6209-409-003-00	NET	6	*					
19	6209-000-002-00	BOLT	1	*					
20	6901-050-850-00	BOLT/M8X45	1	*					
21	6909-110-508-00	NUT/M8	2	*					
22	6209-500-005-00	WASHER/08X15.5X1.6	3	*					

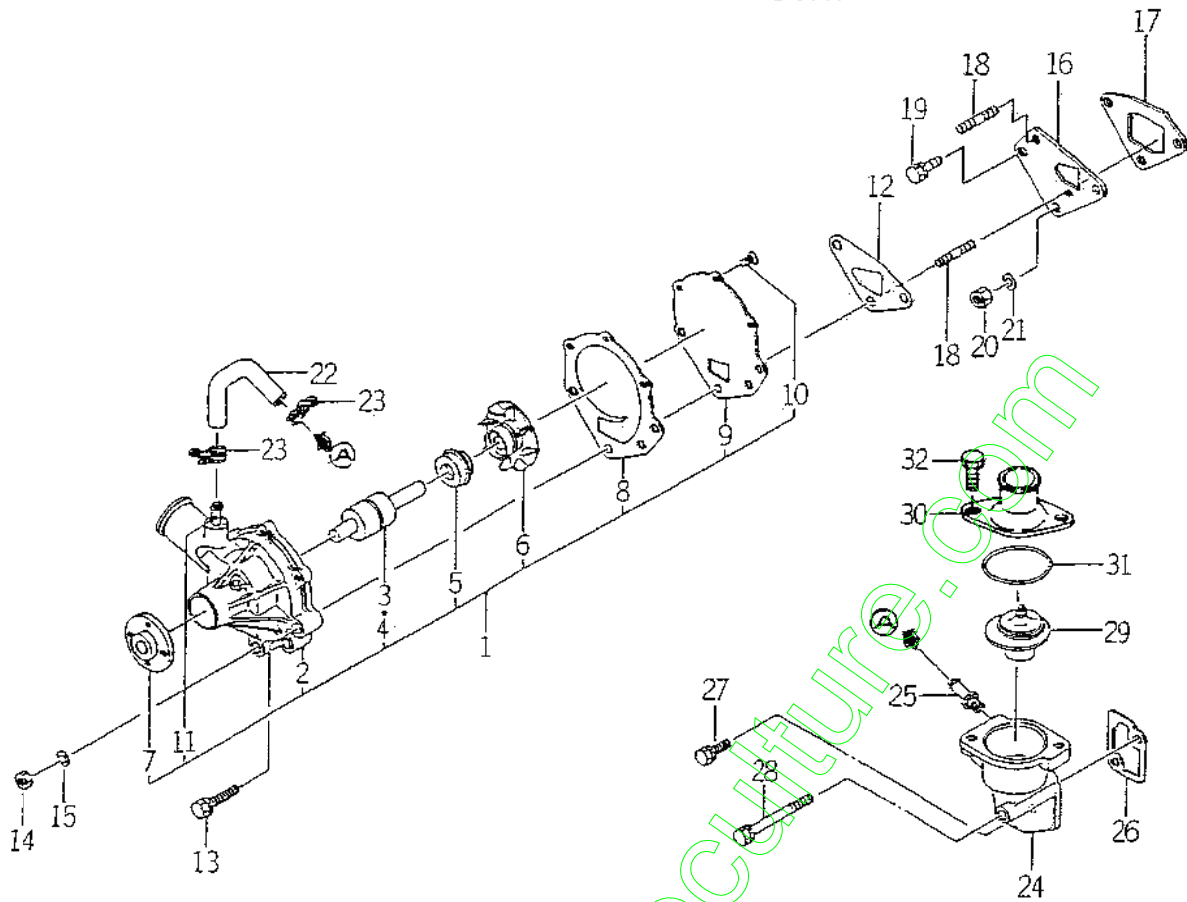
ENGINE

E3100 – G...SF200

www.emc-motoculture.com

ENGINE

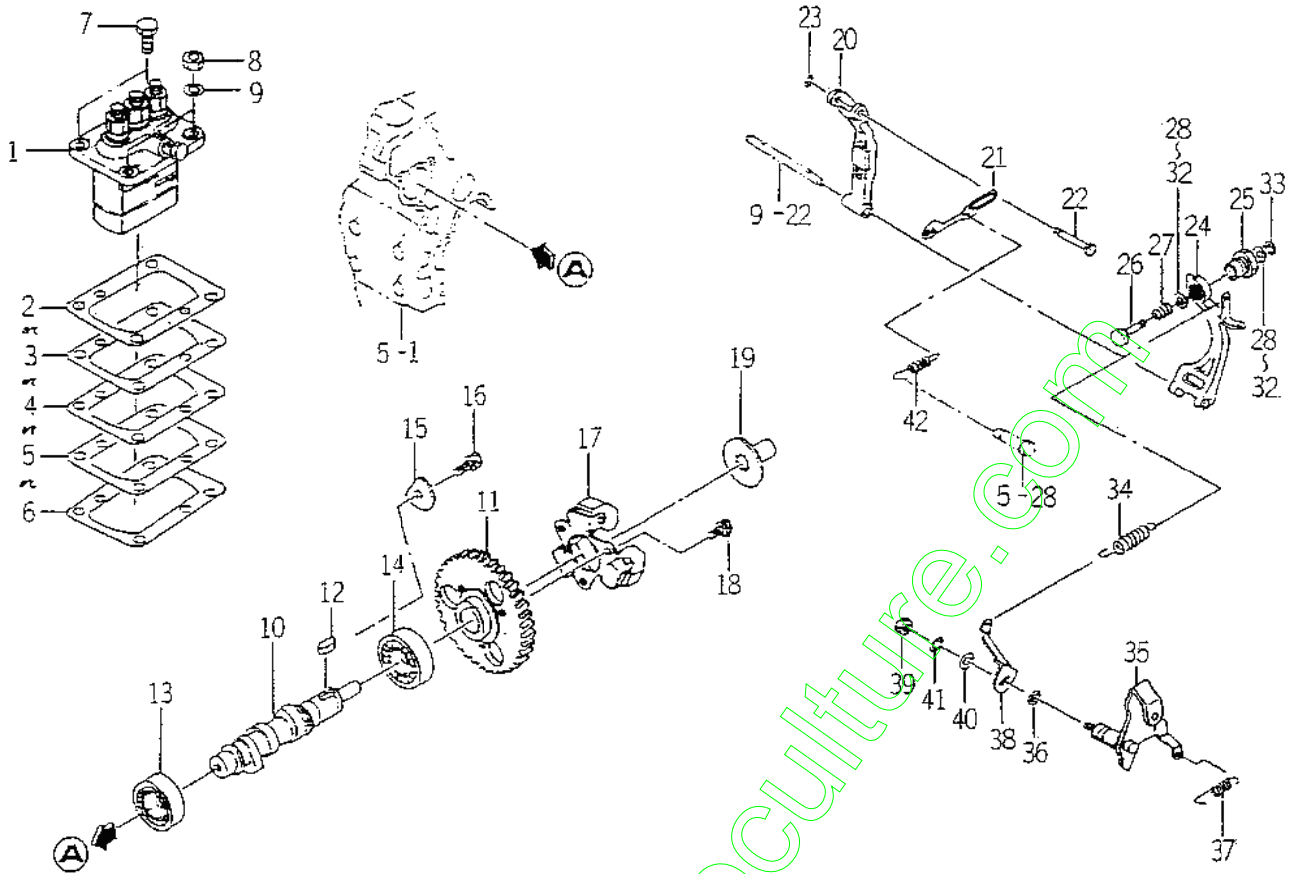
FIG. 17 WATER PUMP



6004-120

KEY	PART CODE	DESCRIPTION	QTY	TYPE OF MODEL		I T C	C O L	G R P	REMARKS
				E3100G					
1	6213-610-005-40	WATERPUMP ASSY	1	*					
2	6213-611-003-20	BODY/WATERPUMP	1	*					
3	6213-631-002-00	BEARING/WATER PUMP	1	*					
4	6213-631-005-00	BEARING/WATERPUMP	1	*					
5	6213-622-002-10	SEAL SET/WATER PUMP	1	*					
6	6213-621-003-00	ROTOR/WATERPUMP	1	*					
7	6213-642-002-00	SEAL/WATER PUMPPULLE	1	*					
8	6213-613-002-10	GASKET	1	*					
9	6213-612-004-00	PLATE/WATER PUMP	1	*					
10	6213-619-003-00	SCREW/WATER PUMP	3	*					
11	6213-619-002-00	PIPE/WATER PUMP	2	*					
12	6213-614-003-10	GASKET/WATER PUMP	1	*					
13	6901-910-845-00	BOLT, SEMS/M8X45	1	*					
14	6909-110-508-00	NUT/M8	2	*					
15	6909-150-508-00	WASHER	2	*					
16	6213-619-001-00	SPACER, PUMP, WATER	1	*					
17	6213-614-004-10	GASKET, SPACER	1	*					
18	6904-110-840-00	STUD/M8X40	2	*					
19	V211-560-802-00	BOLT/M8X20	1	*					
20	6909-110-508-00	NUT/M8	1	*					
21	6909-150-508-00	WASHER	1	*					
22	6213-729-013-10	HOSE/RUBBER	1	*					
23	J061-210-015-00	CLAMP/WIRE/10-15	2	*					
24	6213-716-001-40	HOUSING/THERMOSTAT	1	*					
25	6213-721-003-00	PIPE, PUMP HOUSING	1	*					
26	6213-743-002-10	GASKET/HOUSING	1	*					
27	V211-560-802-00	BOLT/M8X20	1	*					
28	6209-030-006-00	BOLT/M8X75	1	*					
29	6513-770-022-10	THERMOSTAT	1	*					
30	6213-711-003-20	PIPE, WATER OUTLET	1	*					

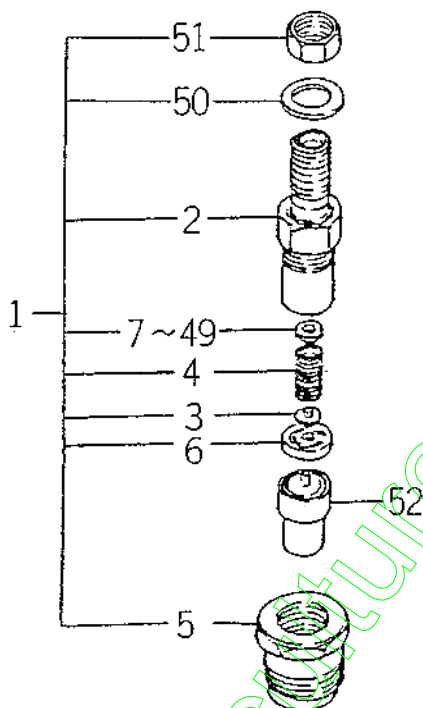
FIG. 20 INJECTION PUMP



6004-5107

KEY	PART CODE	DESCRIPTION	QTY	TYPE OF MODEL		I T C	C O L	G R P	REMARKS
				E3100G					
1	6215-600-052-20	PUMP, INJ	1	*					FIG 025
2	6219-752-006-00	SHIM/PUMP, INJ	1	*					
3	6219-752-007-00	SHIM/PUMP, INJ	1	*					
4	6219-752-008-00	SHIM/PUMP, INJ	1	*					
5	6219-752-009-00	SHIM/PUMP, INJ	1	*					
6	6219-752-010-00	SHIM/PUMP, INJ	1	*					
7	V201-360-802-00	BOLT/M8X20	2	*					
8	6909-110-508-00	NUT/M8	2	*					
9	6909-150-508-00	WASHER	2	*					
10	6215-621-002-30	SHAFT, CAM/INJ. PUMP	1	*					
11	6212-524-002-00	GEAR, INJ PUMP	1	*					
12	6908-000-716-00	KEY	1	*					
13	V600-110-620-30	BEARING, RB/6203	1	*					
14	V600-110-600-40	BEARING, RB/6004	1	*					
15	6212-535-002-00	PLATE, THRUST INJPUMP	1	*					
16	6901-910-612-00	BOLT, SEMS/M6X12	1	*					
17	6215-520-001-00	FLYWEIGHT	1	*					
18	6209-030-043-00	BOLT/M6X10	3	*					
19	6215-526-001-10	PIECE, THRUST	1	*					
20	6215-541-001-00	ARM, FLOATING	1	*					
21	6215-543-002-10	RINK/CONTROL	1	*					
22	6215-542-006-00	PIN, CONTROL	1	*					
23	V710-140-004-00	RING, SNAP/ 4 E	1	*					
24	6215-541-016-30	ARM/TENSION	1	*					
25	6215-549-028-10	CASE/ADAPTER	1	*					
26	6215-549-027-10	PIN/ADAPTER	1	*					
27	6215-549-005-10	SPRING ADAPTER	1	*					
28	6215-549-006-00	SHIM, ADAPTER	2	*					
29	6215-549-009-00	SHIM, ADAPTER	2	*					
30	6215-549-010-00	SHIM, ADAPTER	2	*					

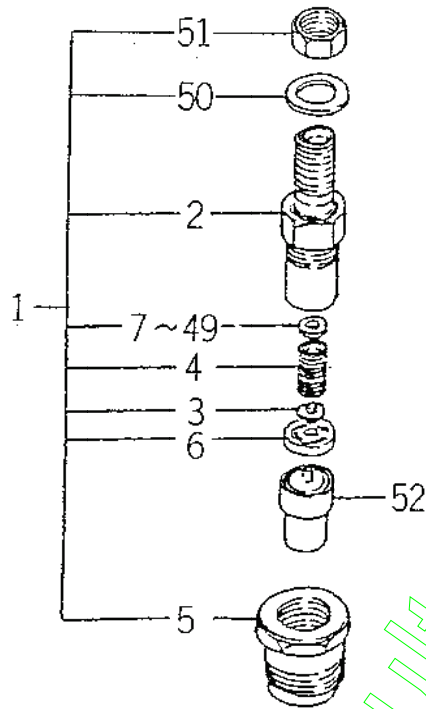
FIG. 24 COMPONENT PARTS FOR 6215 - 300 - 035 - 00 ON Fig.19



6215-3000

KEY	PART CODE	DESCRIPTION	QTY	TYPE OF MODEL		I T C	C O L	G R P	REMARKS
				E3100G					
1	6215-330-023-00	HOLDER/NOZZLE ASSY	3	*					
2	6215-331-007-00	BODY/NOZZLE HOLDER	3	*					
3	6215-342-001-00	PIN, NOZZLE HOLDER	3	*					
4	6215-343-001-00	WASHER	3	*					
5	6215-332-012-00	NUT/NOZZLE RETAINING	3	*					
6	6215-339-001-00	PIECE, DISTANCE	3	*					
7	6215-345-001-00	WASHER	3	*					
8	6215-345-002-00	WASHER	3	*					
9	6215-345-003-00	WASHER	3	*					
10	6215-345-004-00	WASHER	3	*					
11	6215-345-005-00	WASHER	3	*					
12	6215-345-006-00	WASHER	3	*					
13	6215-345-007-00	WASHER	3	*					
14	6215-345-008-00	WASHER	3	*					
15	6215-345-009-00	WASHER	3	*					
16	6215-345-010-00	WASHER	3	*					
17	6215-345-011-00	WASHER	3	*					
18	6215-345-012-00	WASHER	3	*					
19	6215-345-013-00	WASHER	3	*					
20	6215-345-014-00	WASHER	3	*					
21	6215-345-015-00	WASHER	3	*					
22	6215-345-016-00	WASHER	3	*					
23	6215-345-017-00	WASHER	3	*					
24	6215-345-018-00	WASHER	3	*					
25	6215-345-019-00	WASHER	3	*					
26	6215-345-020-00	WASHER	3	*					
27	6215-345-021-00	WASHER	3	*					
28	6215-345-022-00	WASHER	3	*					
29	6215-345-023-00	WASHER	3	*					
30	6215-345-024-00	WASHER	3	*					

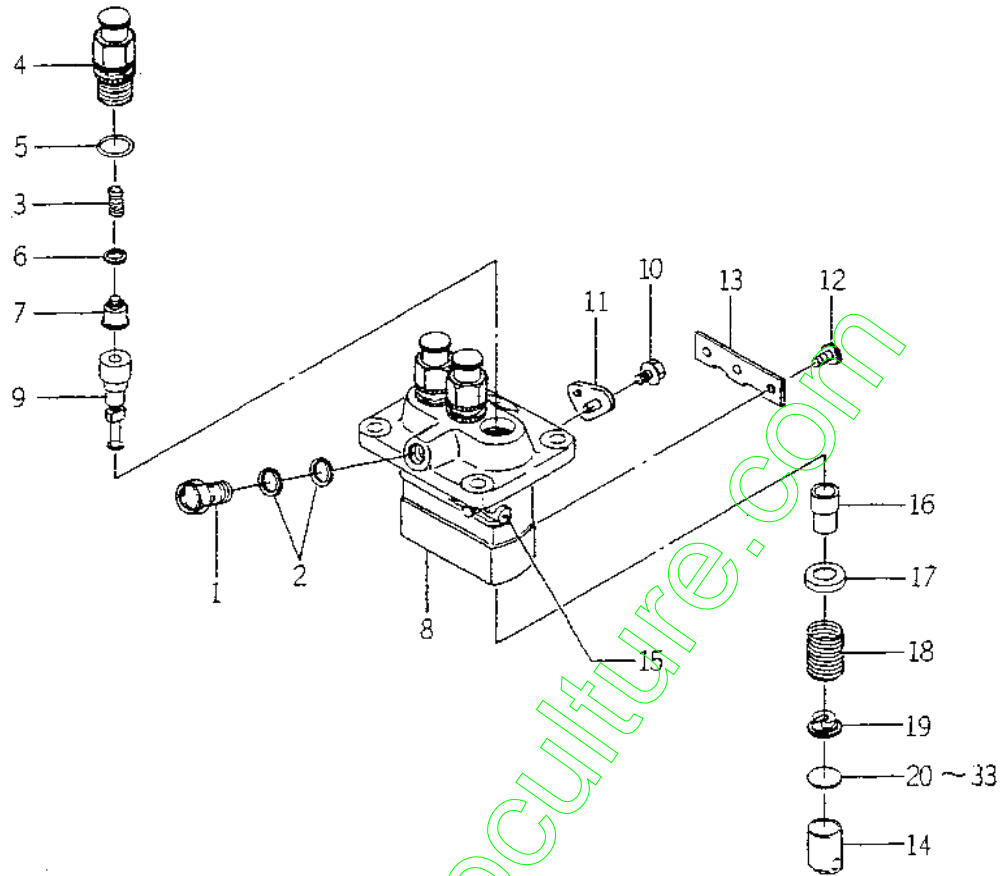
FIG. 24 COMPONENT PARTS FOR 6215 - 300 - 035 - 00 ON Fig.19



6215-3000

KEY	PART CODE	DESCRIPTION	QTY	TYPE OF MODEL		I T C	C O L	G R P	REMARKS
				E3100G					
31	6215-345-025-00	WASHER	3	*					
32	6215-345-026-00	WASHER	3	*					
33	6215-345-027-00	WASHER	3	*					
34	6215-345-028-00	WASHER	3	*					
35	6215-345-029-00	WASHER	3	*					
36	6215-345-030-00	WASHER	3	*					
37	6215-345-031-00	WASHER	3	*					
38	6215-345-032-00	WASHER	3	*					
39	6215-345-033-00	WASHER	3	*					
40	6215-345-034-00	WASHER	3	*					
41	6215-345-035-00	WASHER	3	*					
42	6215-345-036-00	WASHER	3	*					
43	6215-345-037-00	WASHER	3	*					
44	6215-345-038-00	WASHER	3	*					
45	6215-345-039-00	WASHER	3	*					
46	6215-345-040-00	WASHER	3	*					
47	6215-345-041-00	WASHER	3	*					
48	6215-345-042-00	WASHER	3	*					
49	6215-345-043-00	WASHER	3	*					
50	6215-359-001-00	WASHER	3	*					
51	6215-359-002-00	NUT	3	*					
52	6215-311-019-00	NOZZLE ASSY	3	*					

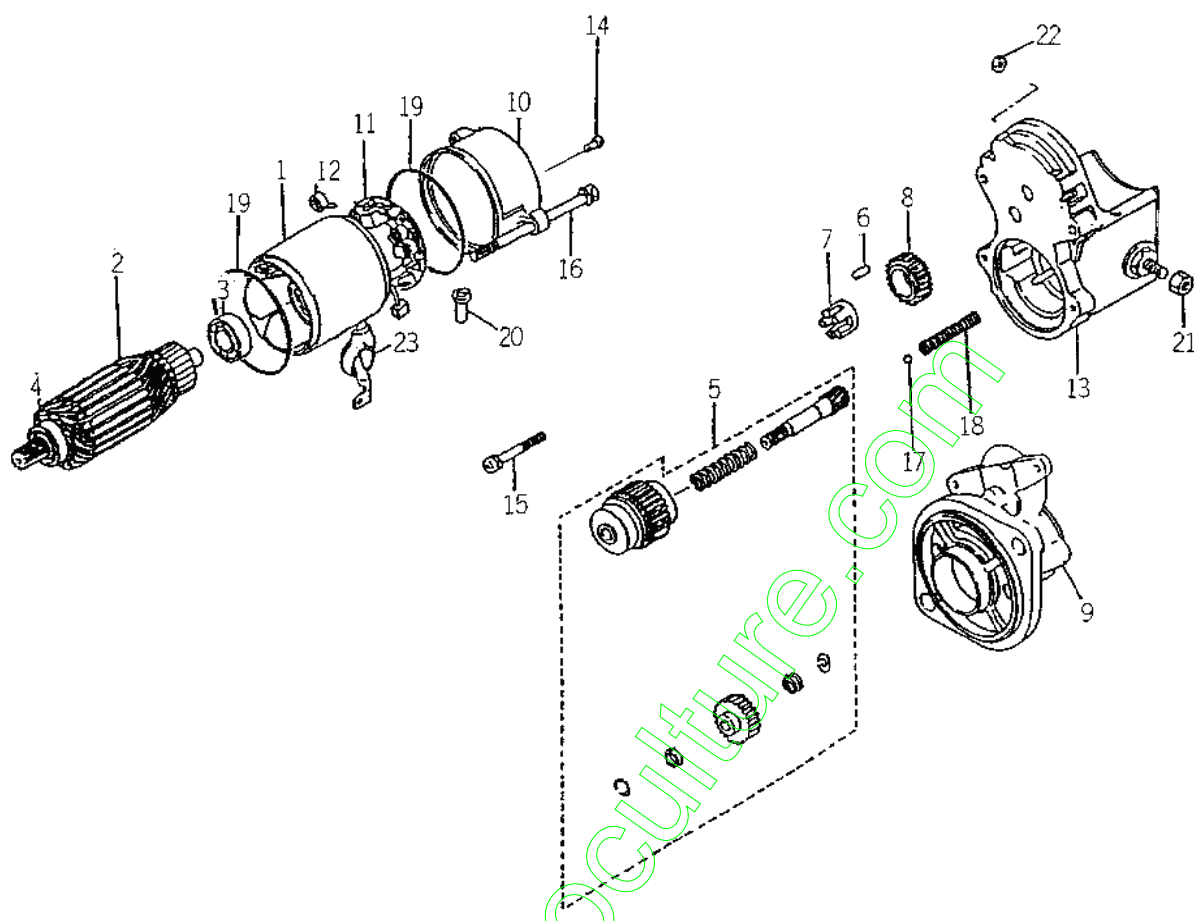
FIG. 25 COMPONENT PARTS FOR 6215 - 600 - 052 - 20 ON Fig.20



E215-600C

KEY	PART CODE	DESCRIPTION	QTY	TYPE OF MODEL		I T C	C O L	G R P	REMARKS
				E3100G					
1	6215-619-009-00	SCREW/HOLLOW	1	*					
2	6215-619-010-00	WASHER/AIR BLEEDER	2	*					
3	6215-643-001-00	SPRING/DELIVERY VALVE	3	*					
4	6215-644-008-00	HOLDER/DELIVERY VALV	3	*					
5	6215-649-001-00	ORING	3	*					
6	6215-649-002-00	GASKET/DELIVERY VALVE	3	*					
7	6215-641-001-00	VALVE ASSY	3	*					
8	6215-611-001-00	HOUSING ASSY	1	*					
9	6215-631-001-00	ELEMENT ASSY	3	*					
10	6215-619-022-00	BOLT/WASHERHEAD	2	*					
11	6215-612-001-00	PLATE/ADJUSTING	2	*					
12	6215-629-001-00	PIN/INJECTION PUMP	3	*					
13	6215-629-002-00	PLATE	1	*					
14	6215-622-001-00	TAPPET/INJECTIO ASSY	3	*					
15	6215-637-001-00	RACK/CONTROL ASSY	1	*					
16	6215-635-001-00	SLEEVE/PLUNGER	3	*					
17	6215-639-004-00	SEAT/SPRING/UPPER	3	*					
18	6215-634-001-00	SPRING/PUMP PLUNGER	3	*					
19	6215-639-005-00	SEAT/SPRING/LOWER	3	*					
20	6215-629-003-00	PLATE/TAPPET/ADJUST	1	*					
21	6215-629-004-00	PLATE/TAPPET/ADJUST	1	*					
22	6215-629-005-00	PLATE/TAPPET/ADJUST	1	*					
23	6215-629-006-00	PLATE/TAPPET/ADJUST	1	*					
24	6215-629-007-00	PLATE/TAPPET/ADJUST	1	*					
25	6215-629-008-00	PLATE/TAPPET/ADJUST	1	*					
26	6215-629-009-00	PLATE/TAPPET/ADJUST	1	*					
27	6215-629-010-00	PLATE/TAPPET/ADJUST	1	*					
28	6215-629-011-00	PLATE/TAPPET/ADJUST	1	*					
29	6215-629-012-00	PLATE/TAPPET/ADJUST	1	*					
30	6215-629-013-00	PLATE/TAPPET/ADJUST	1	*					

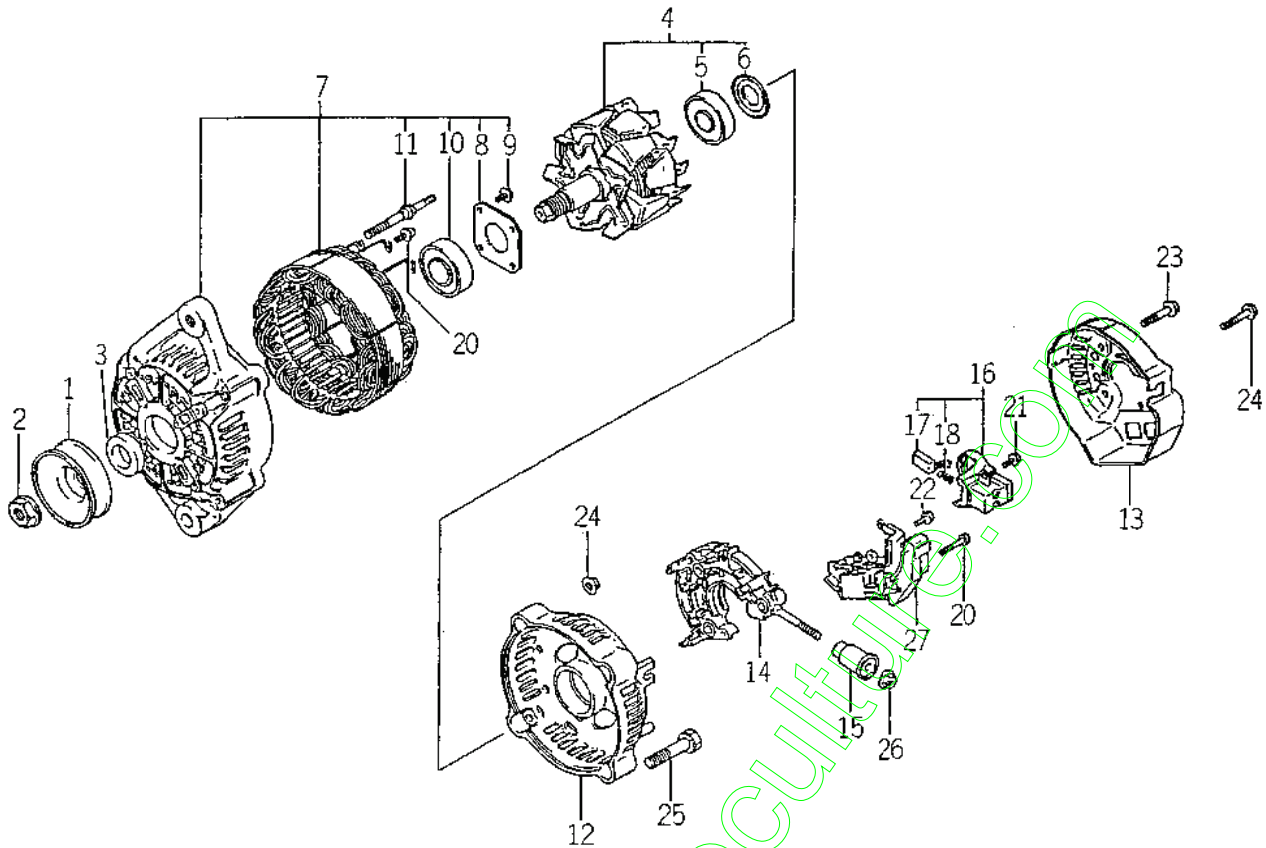
FIG. 26 COMPONENT PARTS FOR 6281 - 100 - 011 - 10 ON Fig.22



6281-1000

KEY	PART CODE	DESCRIPTION	QTY	TYPE OF MODEL		I T C	C O L	G R P	REMARKS
				E3100G					
1	6281-111-007-00	YOKE/STARTER ASSY	1	*					
2	6281-121-008-00	ARMATURE/STARTER ASSY	1	*					
3	6281-129-038-00	BEARING	1	*					
4	6281-129-039-00	BEARING	1	*					
5	6281-124-007-10	CLUTCH/STARTER ASSY	1	*					
6	6581-129-099-00	ROTOR	5	*					
7	6281-129-040-00	RETAINER	1	*					
8	6281-123-005-00	PINION/STARTER	1	*					
9	6281-129-041-10	HOUSING/STARTER ASSY	1	*					
10	6281-115-013-00	FRAME/STARTER END	1	*					
11	6281-116-008-00	HOLDER/STARTER ASSY	1	*					
12	6281-129-056-00	SPRING/BRUSH	4	*					
13	6281-151-018-00	SWITCH/MAGNETIC ASSY	1	*					
14	6281-129-062-00	SCREW	2	*					
15	6281-129-042-00	BOLT/WS	2	*					
16	6281-129-055-00	BOLT/THROUGH	2	*					
17	6581-129-092-00	BALL	1	*					
18	6281-129-044-00	SPRING/RETURN	1	*					
19	6281-129-003-00	O-RING	2	*					
20	6281-115-016-00	BUSHING/DRAIN	1	*					
21	6909-111-508-00	NUT	1	*					
22	6281-229-041-00	NUT	1	*					
23	6281-115-010-00	COVER	1	*					

FIG. 27 COMPONENT PARTS FOR 6281 - 200 - 005 - 00 ON Fig.22



6281-2000

KEY	PART CODE	DESCRIPTION	QTY	TYPE OF MODEL		I T C	C O L	G R P	REMARKS
				E3100G					
1	6281-222-004-00	PULLEY	1	*					
2	6281-229-002-00	NUT	1	*					
3	6281-229-003-00	COLLOR	1	*					
4	6281-221-001-00	ROTOR ASSY	1	*					
5	6281-229-005-00	BEARING	1	*					
6	6281-229-004-00	COVER, BEARING	1	*					
7	6281-213-006-00	FRAME ASSY	1	*					
8	6281-229-006-00	PLATE	1	*					
9	6281-229-007-00	BOLT	4	*					
10	6281-229-009-00	BEARING	1	*					
11	6281-229-008-00	BOLT	2	*					
12	6281-214-003-00	FRAME	1	*					
13	6281-214-004-00	COVER	1	*					
14	6281-229-029-00	HOLDER ASSY	1	*					
15	6281-229-011-00	BUSH	1	*					
16	6281-217-001-00	HOLDER, BRUSH ASSY	1	*					
17	6281-215-001-00	BRUSH	2	*					
18	6281-216-001-00	SPRING	2	*					
19	6281-229-019-00	SEAL, RING	1	*					
20	6281-229-012-00	BOLT	2	*					
21	6281-229-013-00	BOLT	6	*					
22	6281-229-014-00	BOLT	1	*					
23	6281-229-015-00	BOLT	3	*					
24	6281-229-016-00	NUT	2	*					
25	6281-229-017-00	BOLT	2	*					
26	6281-229-018-00	NUT	1	*					
27	6281-271-002-00	REGULATOR ASSY	1	*					

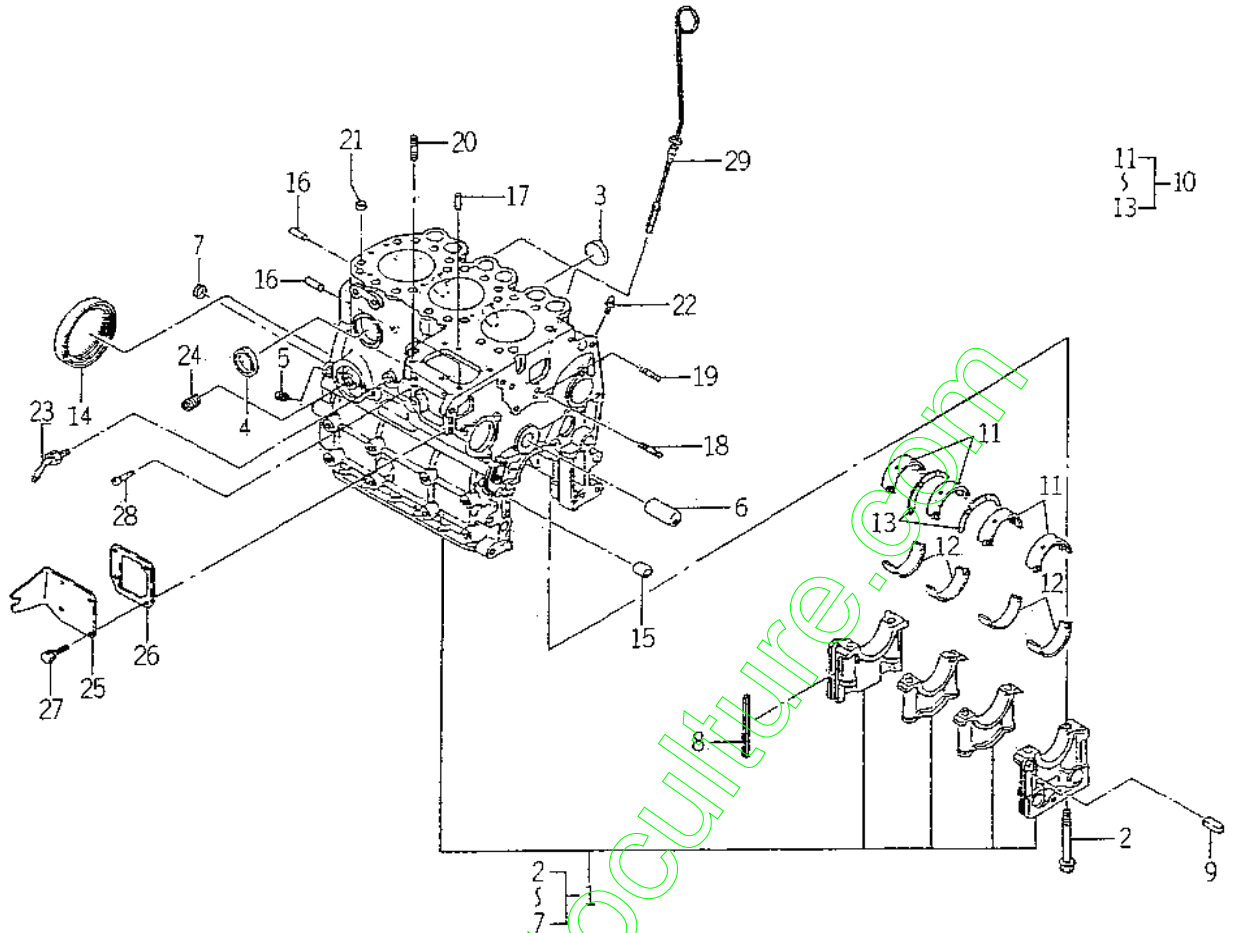
ENGINE

E3112 - G...SF230

www.emc-motoculture.com

ENGINE

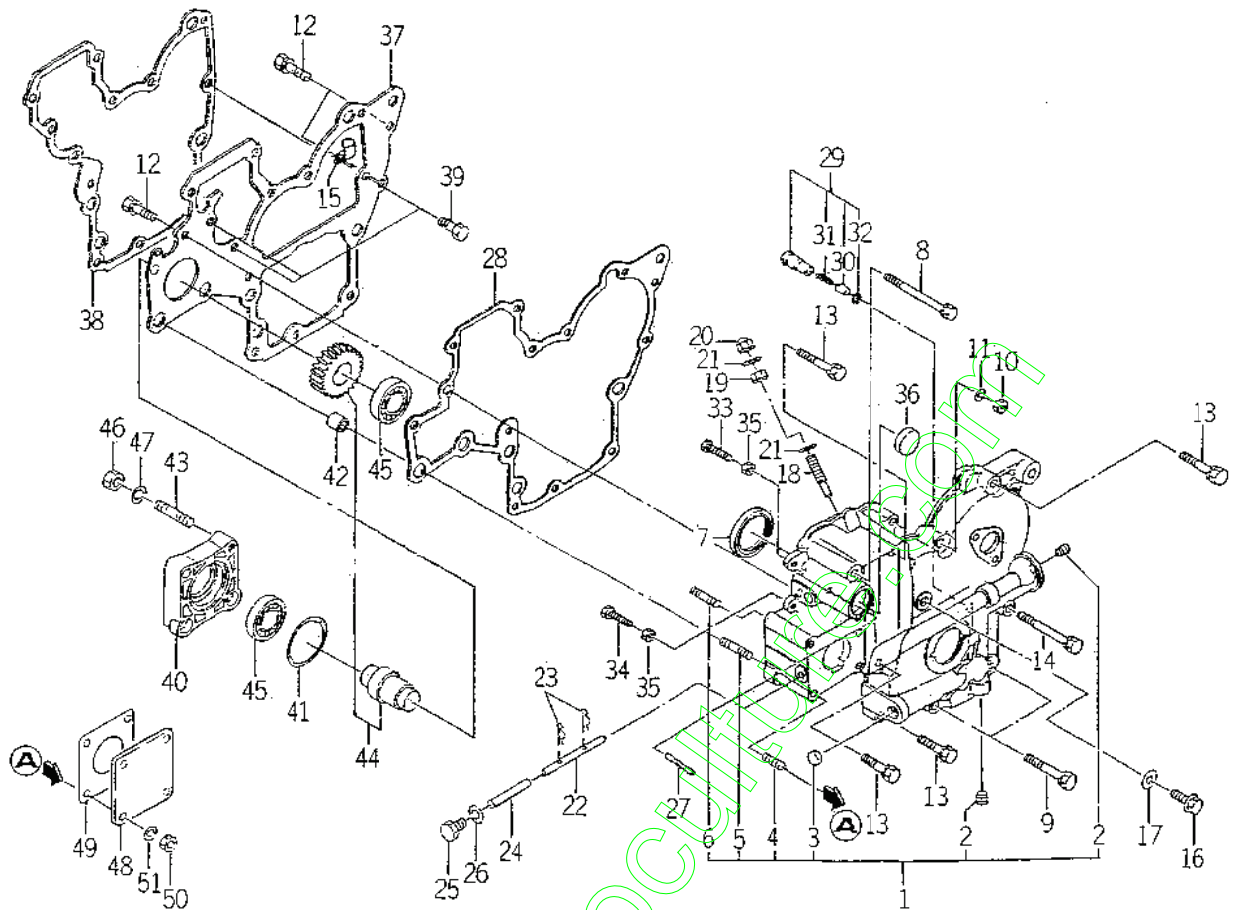
FIG. 5 CYLINDER BLOCK



5004-201S

KEY	PART CODE	DESCRIPTION	QTY	TYPE OF MODEL		I T C	C O L	G R P	REMARKS
				E31126					
1	6211-210-037-10	CYLINDERBLOCK ASSY	1	*					
2	6209-000-004-10	BOLT	8	*					
3	6209-610-001-00	CAP, SEALING	2	*					
4	6911-219-195-00	CAP, SEALING	4	*					
5	6509-605-019-10	PLUG	3	*					
6	6212-531-005-10	PIN/IDLEGEAR	1	*					
7	6911-129-083-00	CAP, SEALING	2	*					
8	6211-258-001-00	SEAL, BEARING CAP	4	*					
9	6211-258-002-00	SEAL, BEARING CAP/7	2	*					
10	6211-510-001-00	METAL, CRANK SET	1	*					
11	6211-511-003-00	BEARING/CRANK/UPPER	4	*					
12	6211-511-004-00	BEARING/CRANK/LOWER	4	*					
13	6211-599-001-10	BEARING, THRUST CRANK	2	*					
14	6209-625-001-00	SEAL, OIL	1	*					
15	6209-749-001-20	PIN/TUBE	2	*					
16	6908-160-818-00	PIN	2	*					
17	6209-740-005-00	PIN	2	*					
18	6904-110-840-00	STUD/M8X40	1	*					
19	6904-110-818-00	STUD	1	*					
20	6904-110-822-00	STUD	2	*					
21	6294-453-002-00	DOWEL	2	*					
22	6909-902-299-00	NIPPLE	1	*					
23	6213-721-007-00	PIPE/WATERDRAIN	1	*					
24	6213-319-001-00	CONNECTOR, OIL FILTER	1	*					
25	6211-291-013-00	COVER/INJECTIONPUMP	1	*					
26	6211-292-001-20	GASKET/COVER	1	*					
27	6901-910-612-00	BOLT, SEMS/M6X12	4	*					
28	6215-549-013-00	PIN	1	*					
29	6211-760-022-00	LEVELGAGE	1	*					

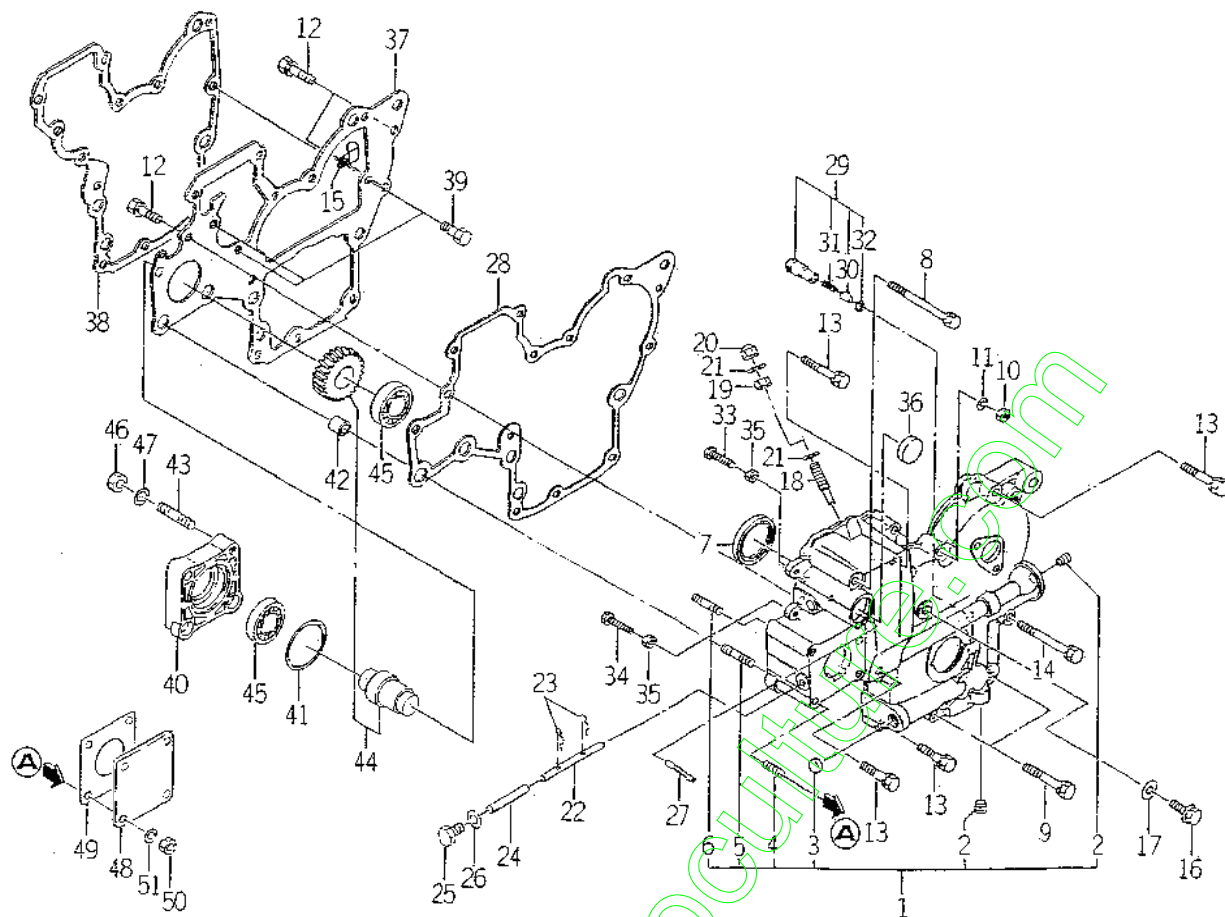
FIG. 9 TIMING GEAR CASE



60C4-240G

KEY	PART CODE	DESCRIPTION	QTY	TYPE OF MODEL		I T C	C O L	G R P	REMARKS
				E3112G					
1	6211-310-025-10	GEARCASE ASSY	1	*					
2	6509-605-019-10	PLUG	2	*					
3	6209-610-002-10	CUP/SEALING/16	1	*					
4	6904-110-822-00	STUD	4	*					
5	6904-110-855-00	STUD	2	*					
6	6904-110-850-00	STUD	1	*					
7	6209-625-002-00	SEAL, OIL	1	*					
8	6209-030-005-00	BOLT/M8X85	1	*					
9	8509-000-084-00	BOLT/L=55	2	*					
10	6909-110-508-00	NUT/M8	1	*					
11	6909-150-508-00	WASHER	1	*					
12	V211-560-802-00	BOLT/M8X20	3	*					
13	6901-910-845-00	BOLT, SEMS/M8X45	5	*					
14	6209-030-006-00	BOLT/M8X75	1	*					
15	1425-621-004-00	CLAMP, HARNESS	1	*					
16	6209-046-001-00	BOLT/M8X30	1	*					
17	6209-500-003-00	WASHER/08X14X01	1	*					
18	6215-546-003-00	STOPPER/FULLLOAD	1	*					
19	6209-409-001-00	NUT/M8	1	*					
20	V341-120-008-00	NUT, CAP/M 8	1	*					
21	6209-920-002-00	PACKING	2	*					
22	6215-542-004-20	PIN/ARM	1	*					
23	P117-303-003-00	PIN/SNAP	2	*					
24	6215-542-005-00	PIN	1	*					
25	6909-202-308-00	PLUG	1	*					
26	6209-500-003-00	WASHER/08X14X01	1	*					
27	6209-740-001-00	PIN, GROOVE	1	*					
28	6211-312-003-20	GASKET/GEARCASE	1	*					
29	6213-160-002-00	VALVE/RELIEF ASSY	1	*					
30	6213-161-001-00	PISTON/RELIEF VALVE	1	*					

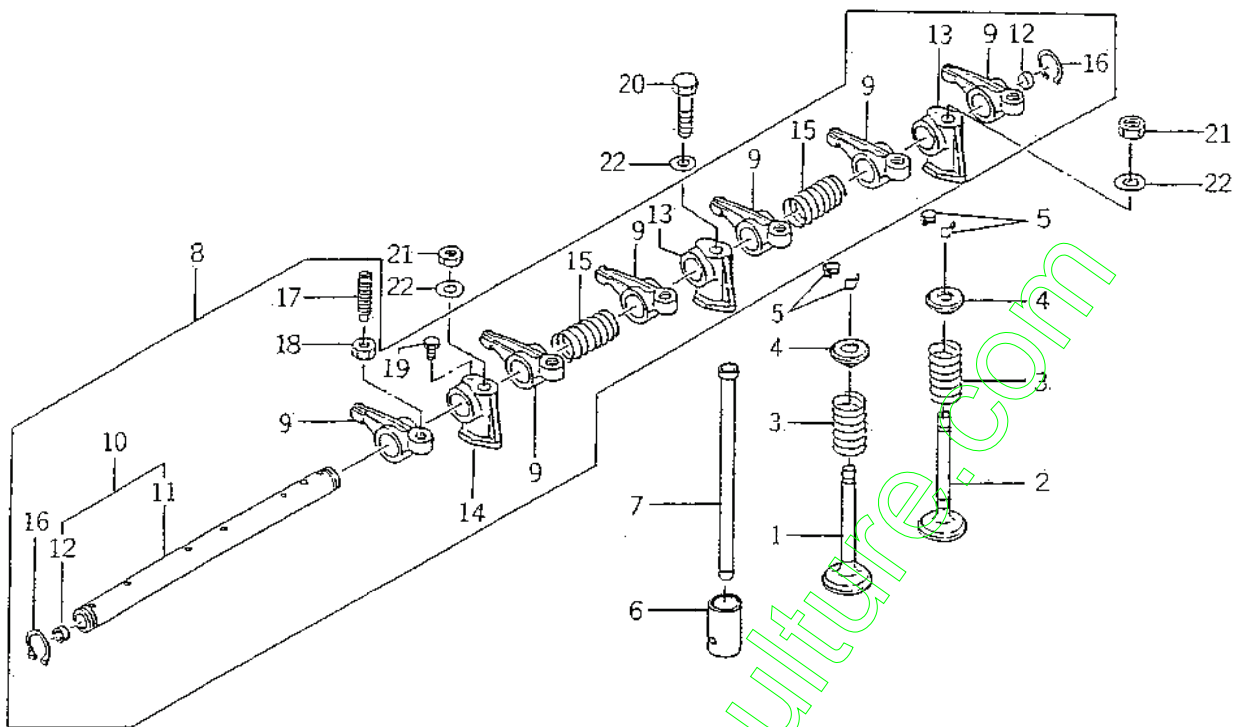
FIG. 9 TIMING GEAR CASE



6D04-240G

KEY	PART CODE	DESCRIPTION	QTY	TYPE OF MODEL		I T C	C O L	G R P	REMARKS
				E3112G					
31	6213-164-001-00	SPRING/RELIEF VALVE	1	*					
32	V705-140-012-00	RING, SNAP/12 C	1	*					
33	6209-050-001-00	BOLT/M6	1	*					
34	6209-050-002-00	BOLT/M6	1	*					
35	6909-110-406-00	NUT	2	*					
36	3625-540-004-00	CAP. BLANK/30	1	*					
37	6211-311-007-20	PLATE, FRONT	1	*					
38	6211-312-004-20	GASKET/PLATE	1	*					
39	6902-050-818-00	BOLT	3	*					
40	6211-319-003-00	SPACER	1	*					
41	V723-102-005-00	O-RING 1A S50	1	*					
42	6209-749-001-20	PIN/TUBE	2	*					
43	6904-110-822-00	STUD	1	*					
44	6212-530-005-10	SHAFT/HYDRAULIC ASSY	1	*					
45	V600-110-600-50	BEARING, RB/6005	2	*					
46	6909-110-408-00	NUT/M8	4	*					
47	6909-150-508-00	WASHER	4	*					
48	6511-321-083-00	COVER	1	*					
49	6211-322-002-00	GASKET/COVER	1	*					
50	6909-110-408-00	NUT/M8	4	*					
51	6909-150-508-00	WASHER	4	*					

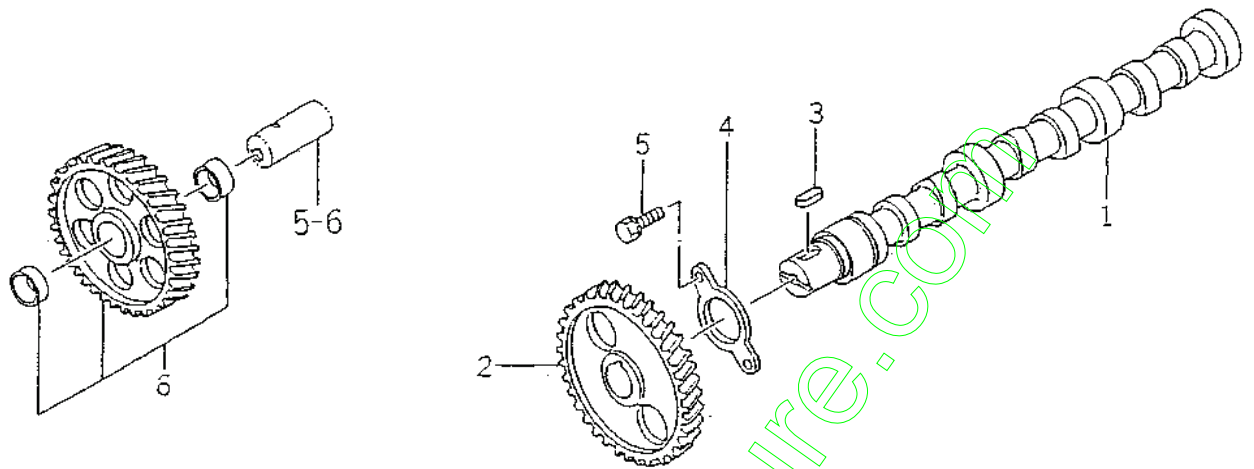
FIG. 11 VALVE



6004-301

KEY	PART CODE	DESCRIPTION	QTY	TYPE OF MODEL		I T C	C O L	G R P	REMARKS
				E3112G					
1	6212-551-001-00	VALVE, INTAKE	3	*					
2	6212-552-001-00	VALVE, EXHAUST	3	*					
3	6212-561-001-00	SPRING, VALVE	6	*					
4	6212-563-001-00	SEAT, VALVE SPRING	6	*					
5	6212-565-001-00	CUTTER, VALVE	12	*					
6	6212-571-003-00	TAPPET	6	*					
7	6212-575-002-00	ROD, PUSH	6	*					
8	6212-600-002-00	SHAFT, ROCKER ASSY	1	*					
9	6212-611-004-10	ROCKERARM	6	*					
10	6212-620-001-10	SHAFT, ROCKER ARM ASSY	1	*					
11	6212-621-002-10	SHAFT, ROCKERARM	1	*					
12	6212-626-002-10	PLUG	2	*					
13	6212-628-004-00	BRACKET, ROCKER SHAFT	2	*					
14	6212-628-005-00	BRACKET, ROCKER SHAFT	1	*					
15	6209-940-004-00	SPRING	2	*					
16	V704-140-016-00	RING, SNAP/16 C	2	*					
17	6212-616-002-00	SCREW ADJUST	6	*					
18	6209-409-003-00	NUT	6	*					
19	6209-000-002-00	BOLT	1	*					
20	6901-050-850-00	BOLT/M8X45	1	*					
21	6909-110-508-00	NUT/M8	2	*					
22	6209-500-005-00	WASHER/08X15.5X1.6	3	*					

FIG. 12 CAM SHAFT

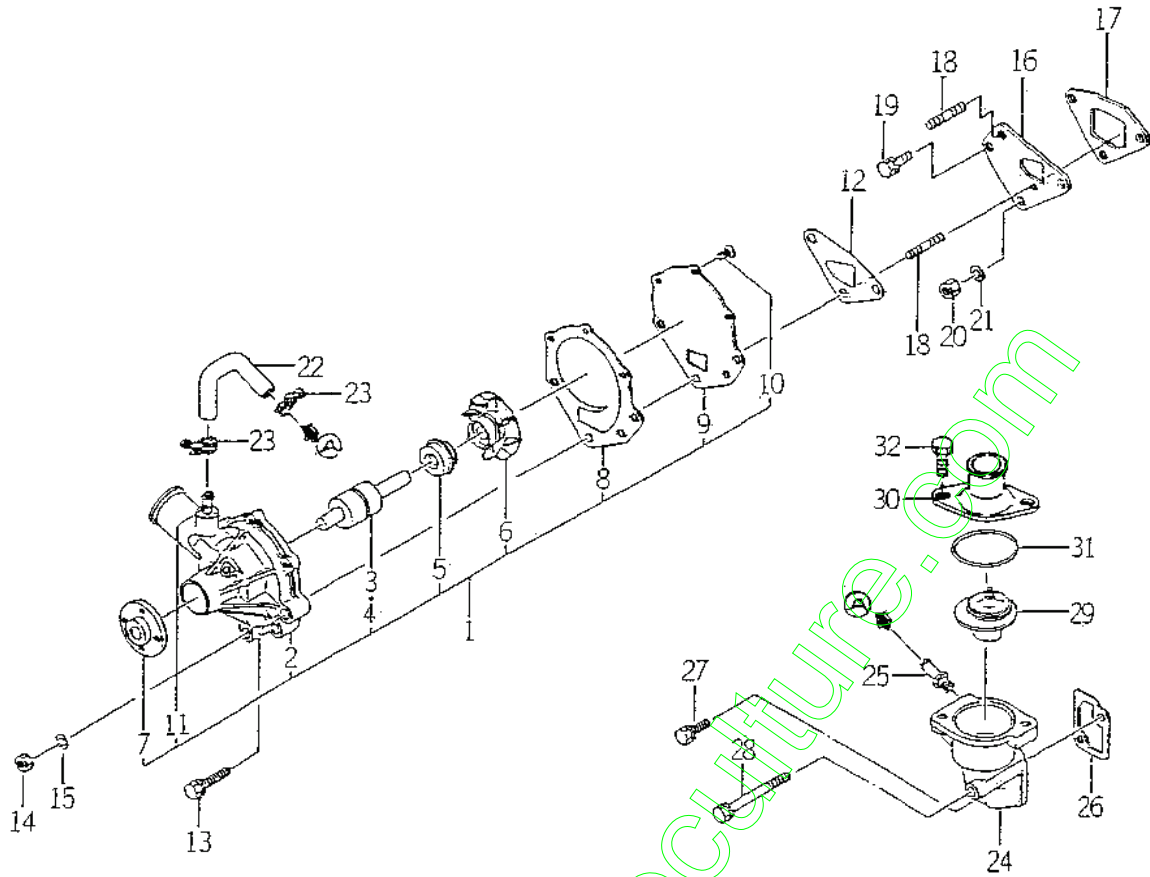


6003-310

KEY	PART CODE	DESCRIPTION	QTY	TYPE OF MODEL		I T C	C O L	G R P	REMARKS
				E31126					
1	6212-511-002-00	SHAFT, CAM	1	*					
2	6212-522-003-00	GEAR, CAMSHAFT	1	*					
3	6908-000-716-00	KEY	1	*					
4	6212-535-001-00	PLATE, THRUST	1	*					
5	6901-910-612-00	BOLT, SEMS/M6X12	2	*					
6	6212-523-003-00	GEAR, IDLE	1	*					

www.entrainmentculture.com

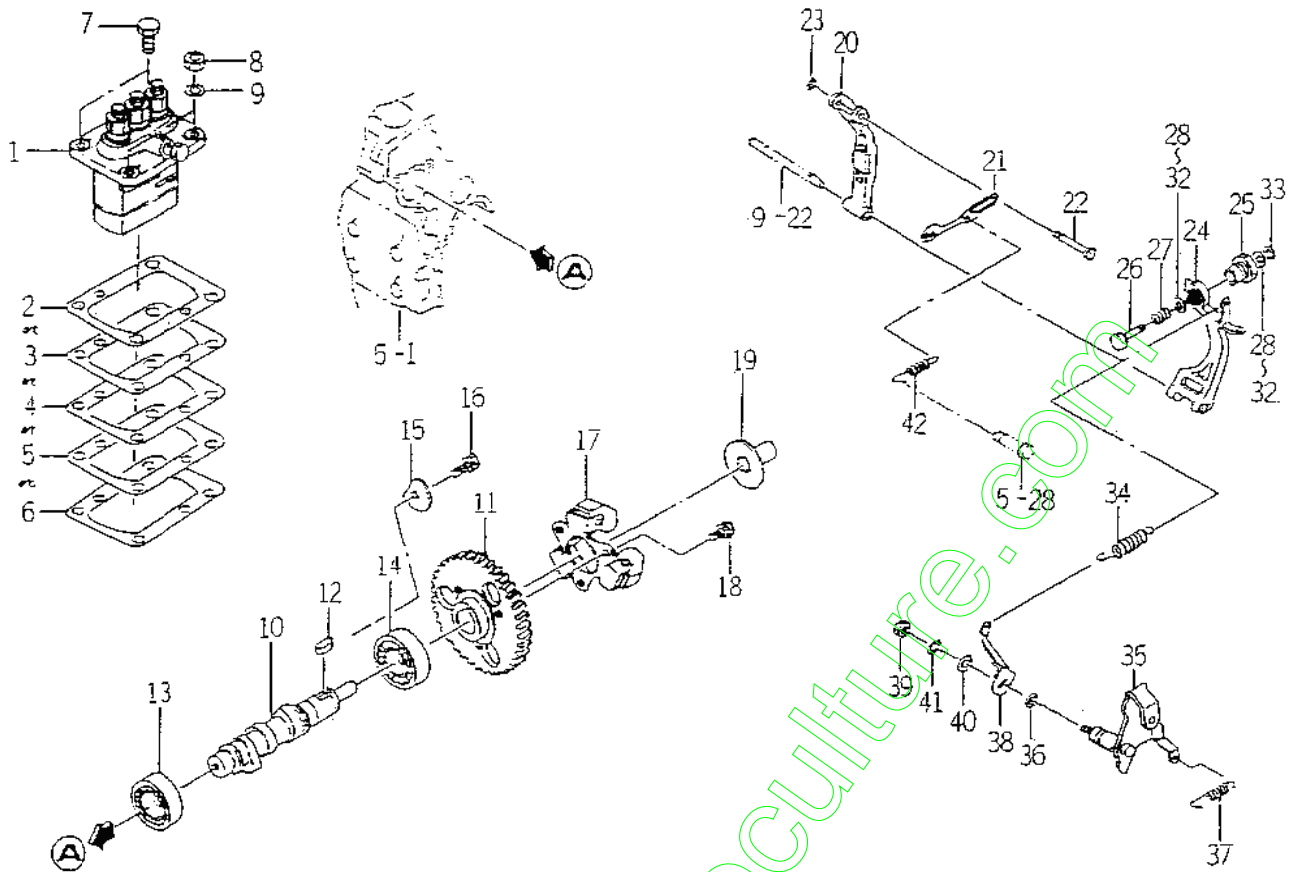
FIG. 17 WATER PUMP



EG04-420

KEY	PART CODE	DESCRIPTION	QTY	TYPE OF MODEL		I T C	C O L	G R P	REMARKS
				E3112G					
1	6213-610-005-40	WATERPUMP ASSY	1	*					
2	6213-611-003-20	BODY/WATERPUMP	1	*					
3	6213-631-002-00	BEARING/WATER PUMP	1	*					
4	6213-631-005-00	BEARING/WATERPUMP	1	*					
5	6213-622-002-10	SEAL SET/WATER PUMP	1	*					
6	6213-621-003-00	ROTOR/WATERPUMP	1	*					
7	6213-642-002-00	SEAL/WATER POMPPULLE	1	*					
8	6213-613-002-10	GASKET	1	*					
9	6213-612-004-00	PLATE/WATER PUMP	1	*					
10	6213-619-003-00	SCREW/WATER PUMP	3	*					
11	6213-619-002-00	PIPE/WATER PUMP	2	*					
12	6213-614-003-10	GASKET/WATER PUMP	1	*					
13	6901-910-845-00	BOLT, SEMS/M8X45	1	*					
14	6909-110-508-00	NUT/M8	2	*					
15	6909-150-508-00	WASHER	2	*					
16	6213-619-001-00	SPACER, PUMP. WATER	1	*					
17	6213-614-004-10	GASKET, SPACER	1	*					
18	6904-110-840-00	STUD/M8X40	2	*					
19	V211-560-802-00	BOLT/M8X20	1	*					
20	6909-110-508-00	NUT/M8	1	*					
21	6909-150-508-00	WASHER	1	*					
22	6213-729-013-10	HOSE/RUBBER	1	*					
23	J061-210-015-00	CLAMP/WIRE/10-15	2	*					
24	6213-716-001-40	HOUSING/THERMOSTAT	1	*					
25	6213-721-003-00	PIPE, PUMP HOUSING	1	*					
26	6213-743-002-10	GASKET/HOUSING	1	*					
27	V211-560-802-00	BOLT/M8X20	1	*					
28	6209-030-006-00	BOLT/M8X75	1	*					
29	6513-770-022-10	THERMOSTAT	1	*					
30	6213-711-003-20	PIPE, WATER OUTLET	1	*					

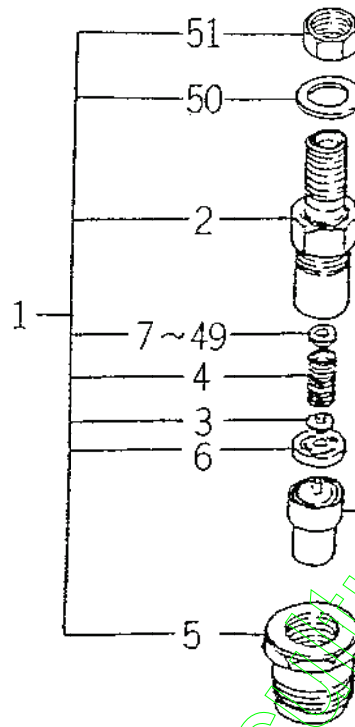
FIG. 20 INJECTION PUMP



6004-510Q

KEY	PART CODE	DESCRIPTION	QTY	TYPE OF MODEL		I T C	C O L	G R P	REMARKS
				E3112G					
1	6215-600-103-10	INJECTIONPUMP ASSY	1	*					FIG 025
2	6219-752-006-00	SHIM/PUMP, INJ	1	*					
3	6219-752-007-00	SHIM/PUMP, INJ	1	*					
4	6219-752-008-00	SHIM/PUMP, INJ	1	*					
5	6219-752-009-00	SHIM/PUMP, INJ	1	*					
6	6219-752-010-00	SHIM/PUMP, INJ	1	*					
7	V201-360-802-00	BOLT/M8X20	2	*					
8	6909-110-508-00	NUT/M8	2	*					
9	6909-150-508-00	WASHER	2	*					
10	6215-621-016-10	CAMSHAFT/INJ PUMP	1	*					
11	6212-524-002-00	GEAR, INJ PUMP	1	*					
12	6908-000-716-00	KEY	1	*					
13	V600-110-620-30	BEARING, RB/6203	1	*					
14	V600-110-600-40	BEARING, RB/6004	1	*					
15	6212-535-002-00	PLATE, THRUST INJPUMP	1	*					
16	6901-910-612-00	BOLT, SEMS/M6X12	1	*					
17	6215-520-001-00	FLYWEIGHT	1	*					
18	6209-030-043-00	BOLT/M6X10	3	*					
19	6215-526-001-10	PIECE, THRUST	1	*					
20	6215-541-001-00	ARM, FLOATING	1	*					
21	6215-543-002-10	RINK/CONTROL	1	*					
22	6215-542-006-00	PIN, CONTROL	1	*					
23	V710-140-004-00	RING, SNAP/ 4 E	1	*					
24	6215-541-016-30	ARM/TENSION	1	*					
25	6215-549-028-10	CASE/ADAPTER	1	*					
26	6215-549-027-10	PIN/ADAPTER	1	*					
27	6215-549-034-00	SPRING/ADAPTER	1	*					
28	6215-549-006-00	SHIM, ADAPTER	2	*					
29	6215-549-009-00	SHIM, ADAPTER	2	*					
30	6215-549-010-00	SHIM, ADAPTER	2	*					

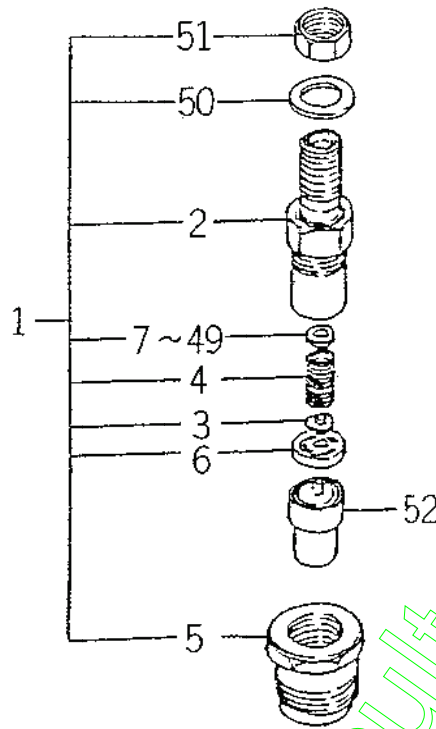
FIG. 24 COMPONENT PARTS FOR 6215 - 300 - 036 - 00 ON Fig.19



6215-3600

KEY	PART CODE	DESCRIPTION	QTY	TYPE OF MODEL		I T C	C O L	G R P	REMARKS
				E3112G					
1	6215-330-024-00	HOLDER/NOZZLE ASSY	3	*					
2	6215-331-008-00	BODY/NOZZLE HOLDER	3	*					
3	6215-342-001-00	PIN, NOZZLE HOLDER	3	*					
4	6215-343-001-00	WASHER	3	*					
5	6215-332-013-00	NUT/NOZZLE RETAINING	3	*					
6	6215-339-001-00	PIECE, DISTANCE	3	*					
7	6215-345-001-00	WASHER	3	*					
8	6215-345-002-00	WASHER	3	*					
9	6215-345-003-00	WASHER	3	*					
10	6215-345-004-00	WASHER	3	*					
11	6215-345-005-00	WASHER	3	*					
12	6215-345-006-00	WASHER	3	*					
13	6215-345-007-00	WASHER	3	*					
14	6215-345-008-00	WASHER	3	*					
15	6215-345-009-00	WASHER	3	*					
16	6215-345-010-00	WASHER	3	*					
17	6215-345-011-00	WASHER	3	*					
18	6215-345-012-00	WASHER	3	*					
19	6215-345-013-00	WASHER	3	*					
20	6215-345-014-00	WASHER	3	*					
21	6215-345-015-00	WASHER	3	*					
22	6215-345-016-00	WASHER	3	*					
23	6215-345-017-00	WASHER	3	*					
24	6215-345-018-00	WASHER	3	*					
25	6215-345-019-00	WASHER	3	*					
26	6215-345-020-00	WASHER	3	*					
27	6215-345-021-00	WASHER	3	*					
28	6215-345-022-00	WASHER	3	*					
29	6215-345-023-00	WASHER	3	*					
30	6215-345-024-00	WASHER	3	*					

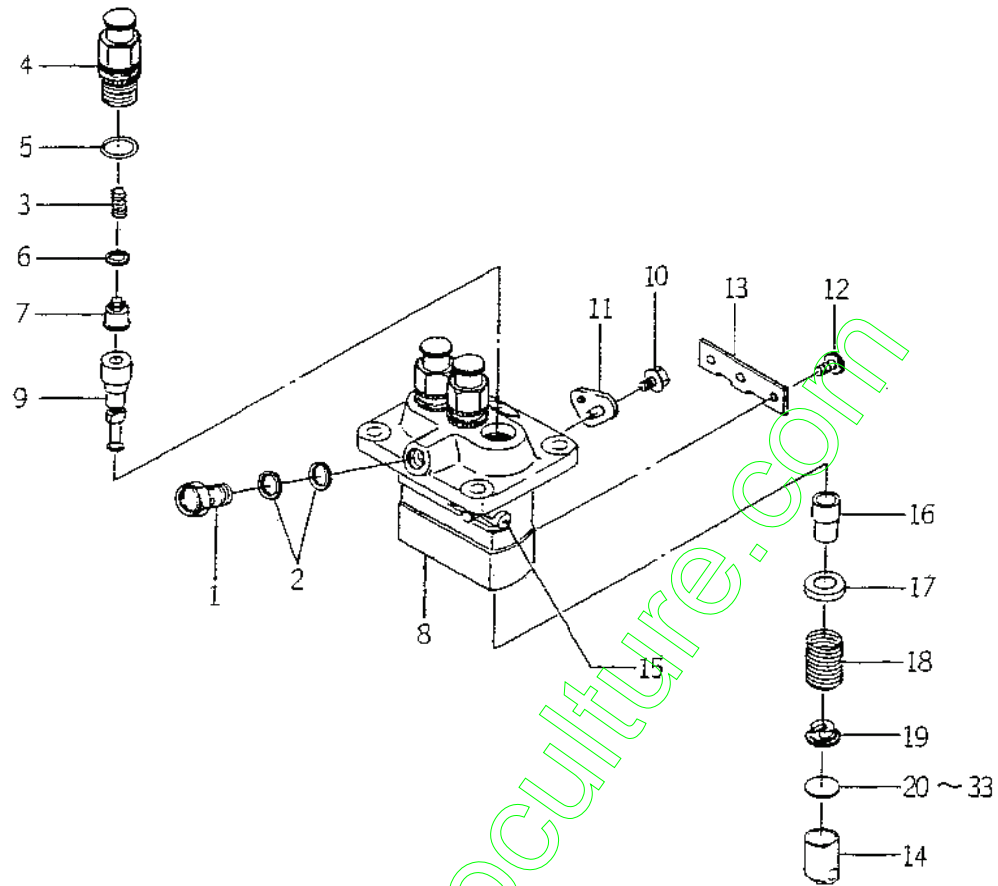
FIG. 24 COMPONENT PARTS FOR 6215 - 300 - 036 - 00 ON Fig.19



6215-3000

KEY	PART CODE	DESCRIPTION	QTY	TYPE OF MODEL		I T C	C O L	G R P	REMARKS
				E31126					
31	6215-345-025-00	WASHER	3	*					
32	6215-345-026-00	WASHER	3	*					
33	6215-345-027-00	WASHER	3	*					
34	6215-345-028-00	WASHER	3	*					
35	6215-345-029-00	WASHER	3	*					
36	6215-345-030-00	WASHER	3	*					
37	6215-345-031-00	WASHER	3	*					
38	6215-345-032-00	WASHER	3	*					
39	6215-345-033-00	WASHER	3	*					
40	6215-345-034-00	WASHER	3	*					
41	6215-345-035-00	WASHER	3	*					
42	6215-345-036-00	WASHER	3	*					
43	6215-345-037-00	WASHER	3	*					
44	6215-345-038-00	WASHER	3	*					
45	6215-345-039-00	WASHER	3	*					
46	6215-345-040-00	WASHER	3	*					
47	6215-345-041-00	WASHER	3	*					
48	6215-345-042-00	WASHER	3	*					
49	6215-345-043-00	WASHER	3	*					
50	6215-359-001-00	WASHER	3	*					
51	6215-359-002-00	NUT	3	*					
52	6215-311-027-00	NOZZLE ASSY	3	*					

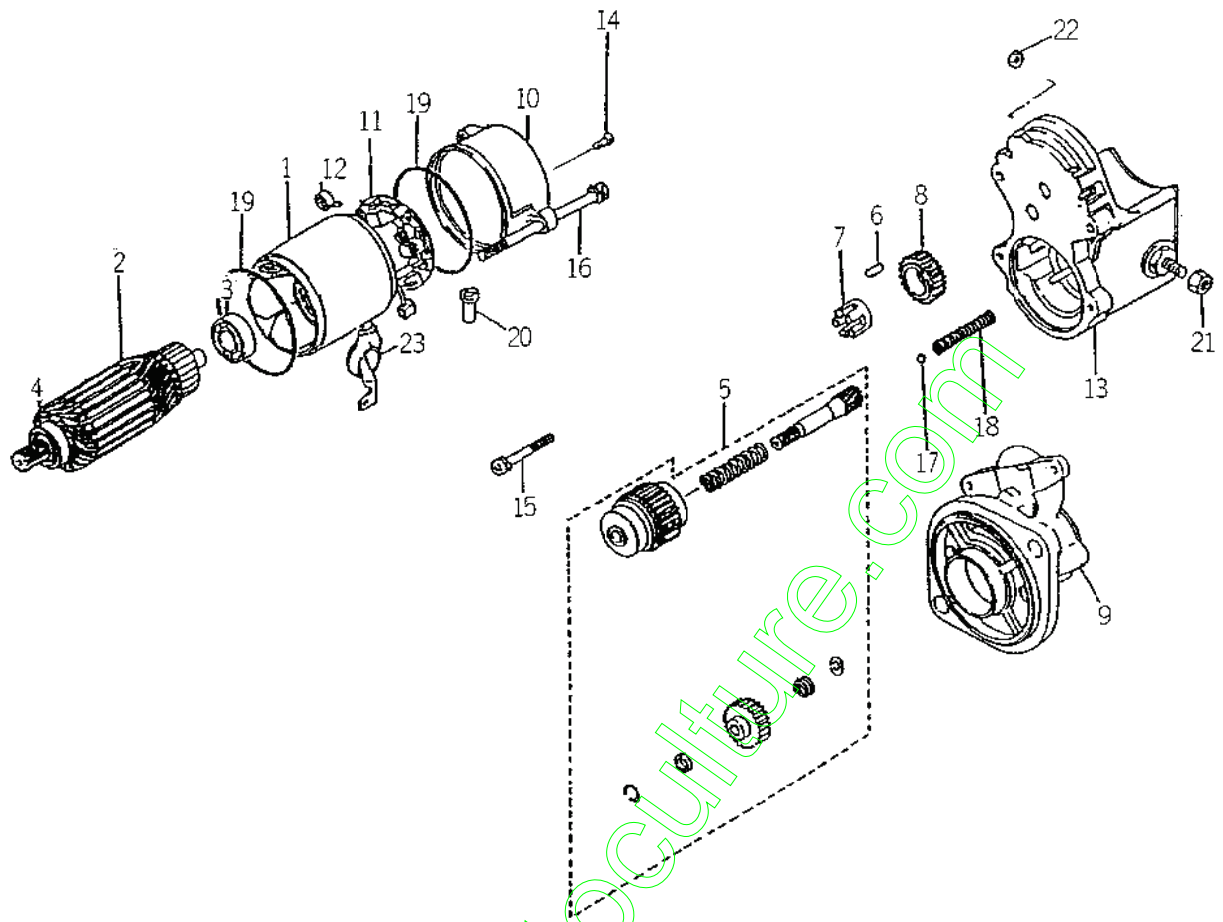
FIG. 25 COMPONENT PARTS FOR 6215 - 600 - 103 - 10 ON Fig.20



6215-6001

KEY	PART CODE	DESCRIPTION	QTY	TYPE OF MODEL		I T C	C O L	G R P	REMARKS
				E3112G					
1	6215-619-009-00	SCREW/HOLLOW	1	*					
2	6215-619-010-00	WASHER/AIR BLEEDER	2	*					
3	6215-643-006-00	SPRING/DELIVERYVALVE	3	*					
4	6215-644-007-00	HOLDER/DELIVERYVALVE	3	*					
5	6215-649-001-00	ORING	3	*					
6	6215-649-002-00	GASKET/DELIVERYVALVE	3	*					
7	6215-641-006-00	VALVE ASSY	3	*					
8	6215-611-001-00	HOUSING ASSY	1	*					
9	6215-631-012-00	ELEMENT ASSY	3	*					
10	6215-619-022-00	BOLT/WASHERHEAD	2	*					
11	6215-612-001-00	PLATE/ADJUSTING	2	*					
12	6215-629-001-00	PIN/INJECTIONPUMP	3	*					
13	6215-629-002-00	PLATE	1	*					
14	6215-622-001-00	TAPPET/INJECTIO ASSY	3	*					
15	6215-637-001-00	RACK/CONTROL ASSY	1	*					
16	6215-635-001-00	SLEEVE/PLUNGER	3	*					
17	6215-635-004-00	SEAT/SPRING/UPPER	3	*					
18	6215-634-001-00	SPRING/PUMPPLUNGER	3	*					
19	6215-639-005-00	SEAT/SPRING/LOWER	3	*					
20	6215-629-003-00	PLATE/TAPPET/ADJUST	1	*					
21	6215-629-004-00	PLATE/TAPPET/ADJUST	1	*					
22	6215-629-005-00	PLATE/TAPPET/ADJUST	1	*					
23	6215-629-006-00	PLATE/TAPPET/ADJUST	1	*					
24	6215-629-007-00	PLATE/TAPPET/ADJUST	1	*					
25	6215-629-008-00	PLATE/TAPPET/ADJUST	1	*					
26	6215-629-009-00	PLATE/TAPPET/ADJUST	1	*					
27	6215-629-010-00	PLATE/TAPPET/ADJUST	1	*					
28	6215-629-011-00	PLATE/TAPPET/ADJUST	1	*					
29	6215-629-012-00	PLATE/TAPPET/ADJUST	1	*					
30	6215-629-013-00	PLATE/TAPPET/ADJUST	1	*					

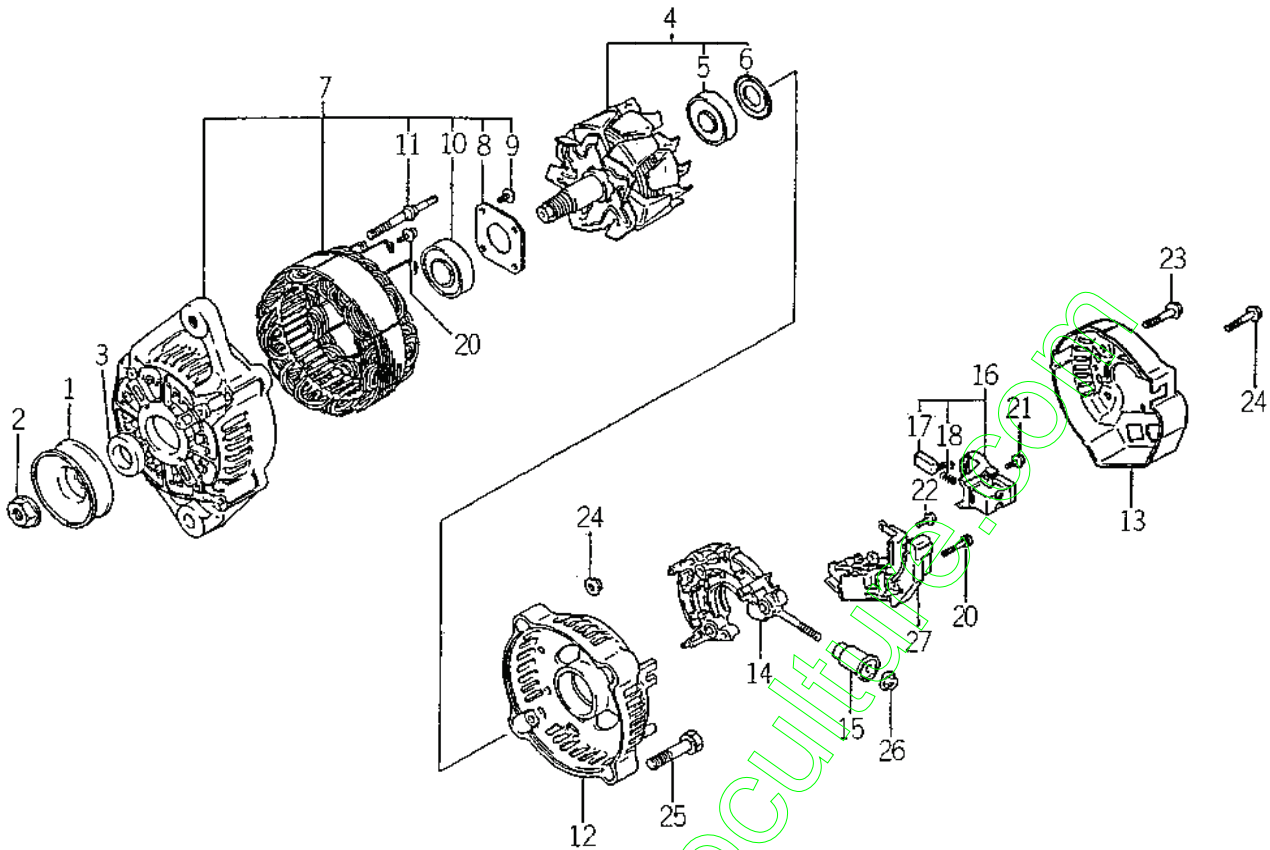
FIG. 26 COMPONENT PARTS FOR 6281 - 100 - 011 - 10 ON Fig.22



6281-1000

KEY	PART CODE	DESCRIPTION	QTY	TYPE OF MODEL		I T C	C O L	G R P	REMARKS
				E3112G					
1	6281-111-007-00	YOKE/STARTER ASSY	1	*					
2	6281-121-008-00	ARMATURE/STARTER ASSY	1	*					
3	6281-129-038-00	BEARING	1	*					
4	6281-129-039-00	BEARING	1	*					
5	6281-124-007-10	CLUTCH/STARTER ASSY	1	*					
6	6581-129-099-00	ROTOR	5	*					
7	6281-129-040-00	RETAINER	1	*					
8	6281-123-005-00	PINION/STARTER	1	*					
9	6281-129-041-10	HOUSING/STARTER ASSY	1	*					
10	6281-115-013-00	FRAME/STARTER END	1	*					
11	6281-116-006-00	HOLDER/STARTER ASSY	1	*					
12	6281-129-056-00	SPRING/BRUSH	4	*					
13	6281-151-018-00	SWITCH/MAGNETIC ASSY	1	*					
14	6281-129-062-00	SCREW	2	*					
15	6281-129-042-00	BOLT/WS	2	*					
16	6281-129-055-00	BOLT/THROUGH	2	*					
17	6581-129-092-00	BALL	1	*					
18	6281-129-044-00	SPRING/RETURN	1	*					
19	6281-129-003-00	O-RING	2	*					
20	6281-115-016-00	BUSHING/DRAIN	1	*					
21	6909-111-508-00	NUT	1	*					
22	6281-229-041-00	NUT	1	*					
23	6281-115-010-00	COVER	1	*					

FIG. 27 COMPONENT PARTS FOR 6281 - 200 - 005 - 00 ON Fig.22



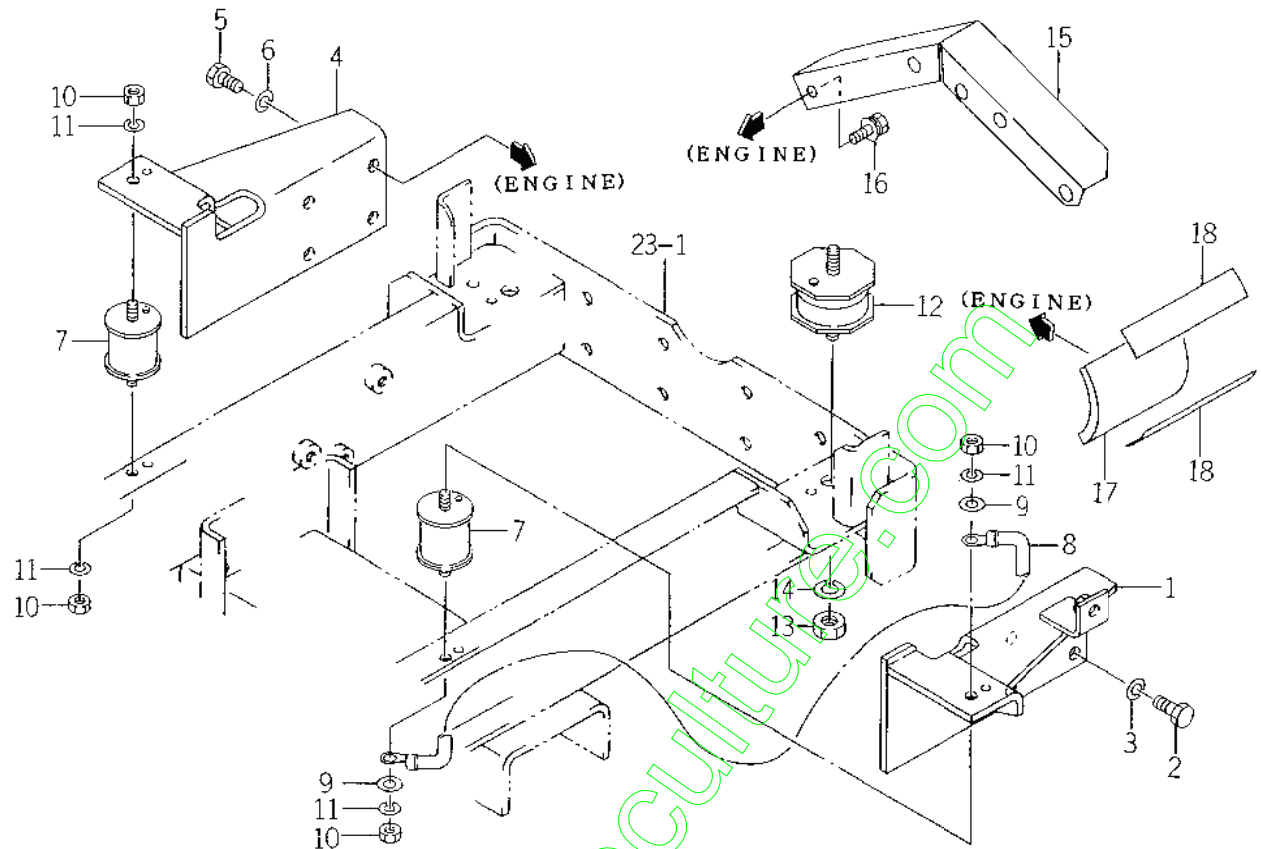
6281-2000

KEY	PART CODE	DESCRIPTION	QTY	TYPE OF MODEL		I T C	C O L	G R P	REMARKS
				E3112G					
1	6281-222-004-00	PULLEY	1	*					
2	6281-229-002-00	NUT	1	*					
3	6281-229-003-00	COLLOR	1	*					
4	6281-221-001-00	ROTOR ASSY	1	*					
5	6281-229-005-00	BEARING	1	*					
6	6281-229-004-00	COVER, BEARING	1	*					
7	6281-213-006-00	FRAME ASSY	1	*					
8	6281-229-006-00	PLATE	1	*					
9	6281-229-007-00	BOLT	4	*					
10	6281-229-009-00	BEARING	1	*					
11	6281-229-008-00	BOLT	2	*					
12	6281-214-003-00	FRAME	1	*					
13	6281-214-004-00	COVER	1	*					
14	6281-229-029-00	HOLDER ASSY	1	*					
15	6281-229-011-00	BUSH	1	*					
16	6281-217-001-00	HOLDER, BRUSH ASSY	1	*					
17	6281-215-001-00	BRUSH	2	*					
18	6281-216-001-00	SPRING	2	*					
19	6281-229-019-00	SEAL, RING	1	*					
20	6281-229-012-00	BOLT	2	*					
21	6281-229-013-00	BOLT	6	*					
22	6281-229-014-00	BOLT	1	*					
23	6281-229-015-00	BOLT	3	*					
24	6281-229-016-00	NUT	2	*					
25	6281-229-017-00	BOLT	2	*					
26	6281-229-018-00	NUT	1	*					
27	6281-271-002-00	REGULATOR ASSY	1	*					

CHASSIS

www.emc-motoculture.com

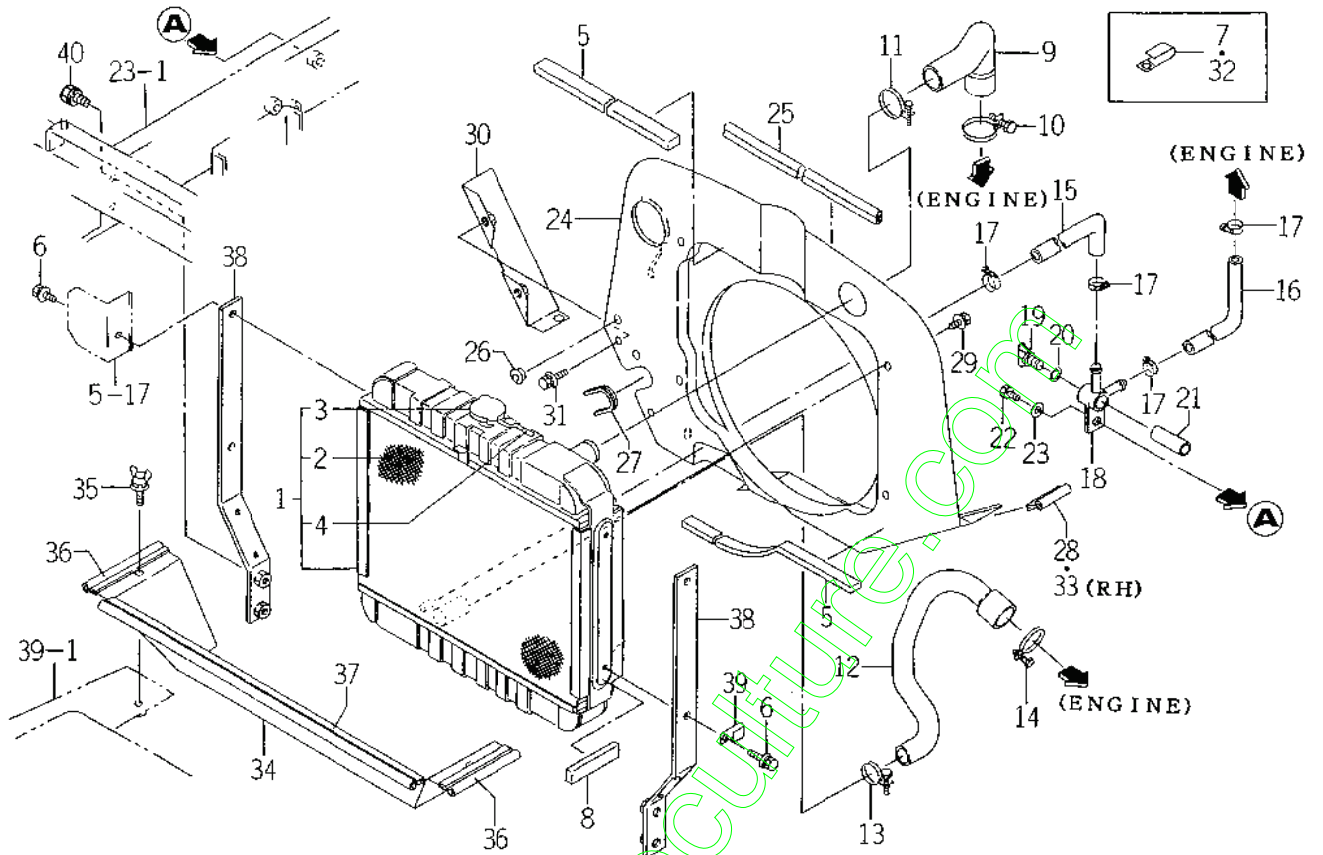
FIG. 1 ENGINE BRACKET SYSTEM



1689-101

KEY	PART CODE	DESCRIPTION	QTY	TYPE OF MODEL		I T C	C O L	G R P	REMARKS
				SF200	SF230				
1	1689-101-210-10	BRACKET/ENGINE/LH	1	*	*				
2	V203-461-002-00	BOLT/M10X1.25X20	4	*	*				
3	V401-160-010-00	WASHER, SP/M10	4	*	*				
4	1689-101-220-10	BRACKET/ENGINE/RH	1	*	*				
5	V203-461-002-00	BOLT/M10X1.25X20	4	*	*				
6	V401-160-010-00	WASHER, SP/M10	4	*	*				
7	1593-101-003-20	INSULATOR	2	*	*				
8	1544-623-008-10	HARNESS, WIRE/NO. 8	1	*	*				
9	V411-260-008-00	WASHER, PL/M 8	2	*	*				
10	V304-260-008-00	NUT/M 8	4	*	*				
11	V401-160-008-00	WASHER, SP/M 8	4	*	*				
12	3656-302-009-00	RUBBER	2	*	*				
13	V304-260-012-00	NUT/M12	4	*	*				
14	V401-160-012-00	WASHER, SP/M12	4	*	*				
15	1689-101-001-00	COVER/FLYWHEEL	1	*	*				
16	V211-360-801-60	BOLT, SEMS (SP)	1	*	*				
17	1689-101-004-00	INSULATOR/STARTER	1	*	*				
18	1689-101-005-00	TAPE/ALUMINIUM/125	2	*	*				

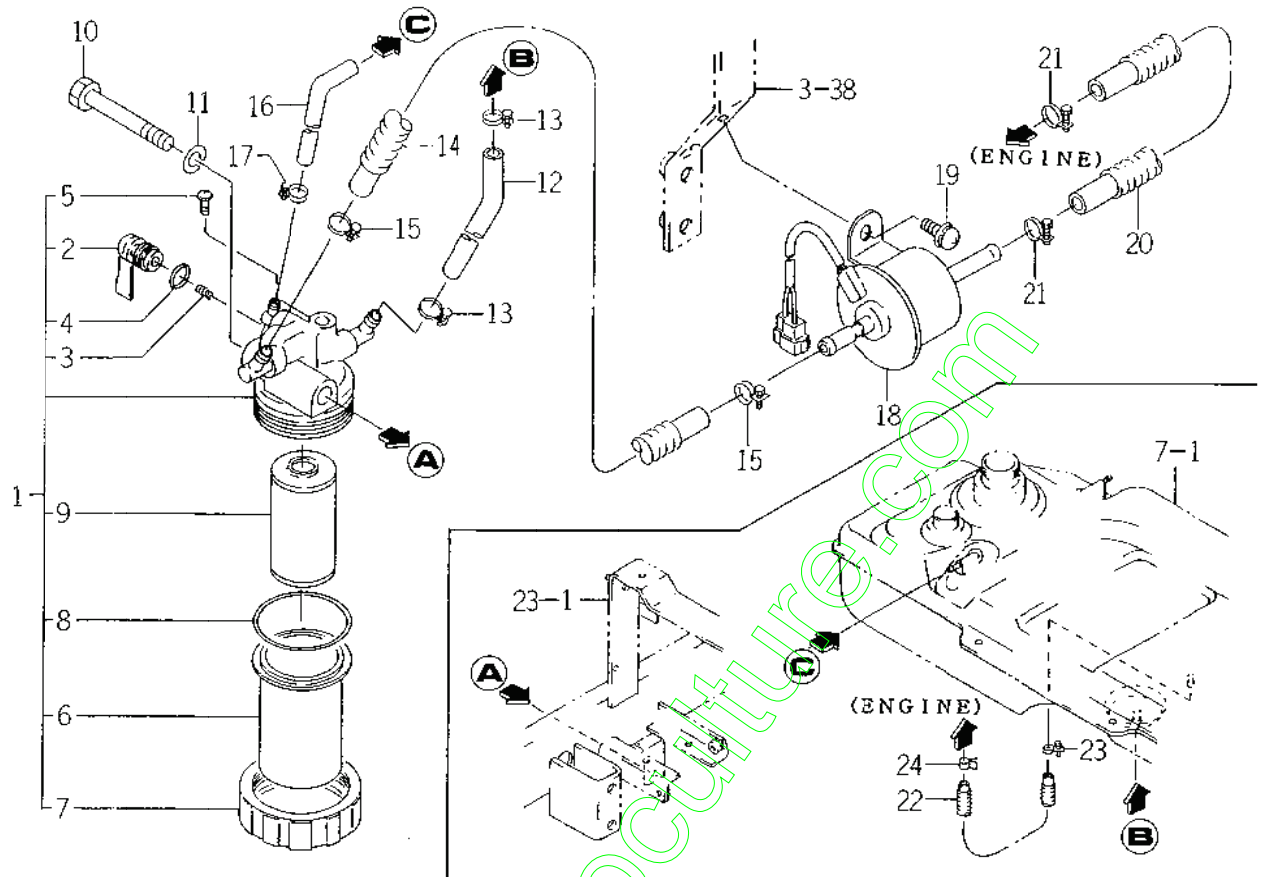
FIG. 3 RADIATOR SYSTEM



1689-102

KEY	PART CODE	DESCRIPTION	QTY	TYPE OF MODEL		I T C	C O L	G R P	REMARKS
				SF200	SF230				
1	1689-102-200-00	RADIATOR ASSY	1	*	*				
2	1617-102-203-00	NET/WIRE COMP	1	*	*				
3	1614-102-213-00	CAP	1	*	*				
4	1689-102-202-00	HOSE/700	1	*	*				
5	1675-102-002-00	INSULATOR	2	*	*				
6	V211-360-801-60	BOLT, SEMS (SP)	4	*	*				
7	3737-172-011-00	CLAMP, HARNESS	1	*	*				
8	1689-621-015-00	INSULATOR/20X90	2	*	*				
9	1689-102-002-00	HOSE/RADIATOR/INLET	1	*	*				
10	J061-236-044-00	CLAMP/WIRE/36-44	1	*	*				
11	J061-230-038-00	CLAMP/WIRE/30-38	1	*	*				
12	1689-102-003-00	HOSE/RADIATOR/OUTLET	1	*	*				
13	J061-224-032-00	CLAMP/WIRE/24-32	1	*	*				
14	J061-236-044-00	CLAMP/WIRE/36-44	1	*	*				
15	1588-102-005-00	HOSE/8X15X400	1	*	*				
16	1614-102-003-00	HOSE/205	1	*	*				
17	J061-210-015-00	CLAMP/WIRE/10-15	4	*	*				
18	1560-104-010-40	CONNECTOR	1	*	*				
19	1424-101-203-00	PLUG	1	*	*				
20	1424-101-204-00	PACKING	1	*	*				
21	3652-445-002-10	COLLAR/9X14X52	1	*	*				
22	V211-260-808-00	BOLT/S	1	*	*				
23	V411-260-008-00	WASHER, PL/M 8	2	*	*				
24	1689-102-220-30	SHROUD COMP	1	*	*				
25	1689-102-013-00	INSULATOR/I130	1	*	*				
26	4335-512-004-00	GROMMET/9	1	*	*				
27	1689-102-012-00	TRIM/110	1	*	*				
28	1689-102-017-10	INSULATOR/55	1	*	*				
29	V210-360-601-20	BOLT, SEMS	4	*	*				
30	1689-102-280-10	COVER/SIDE/RH COMP	1	*	*				

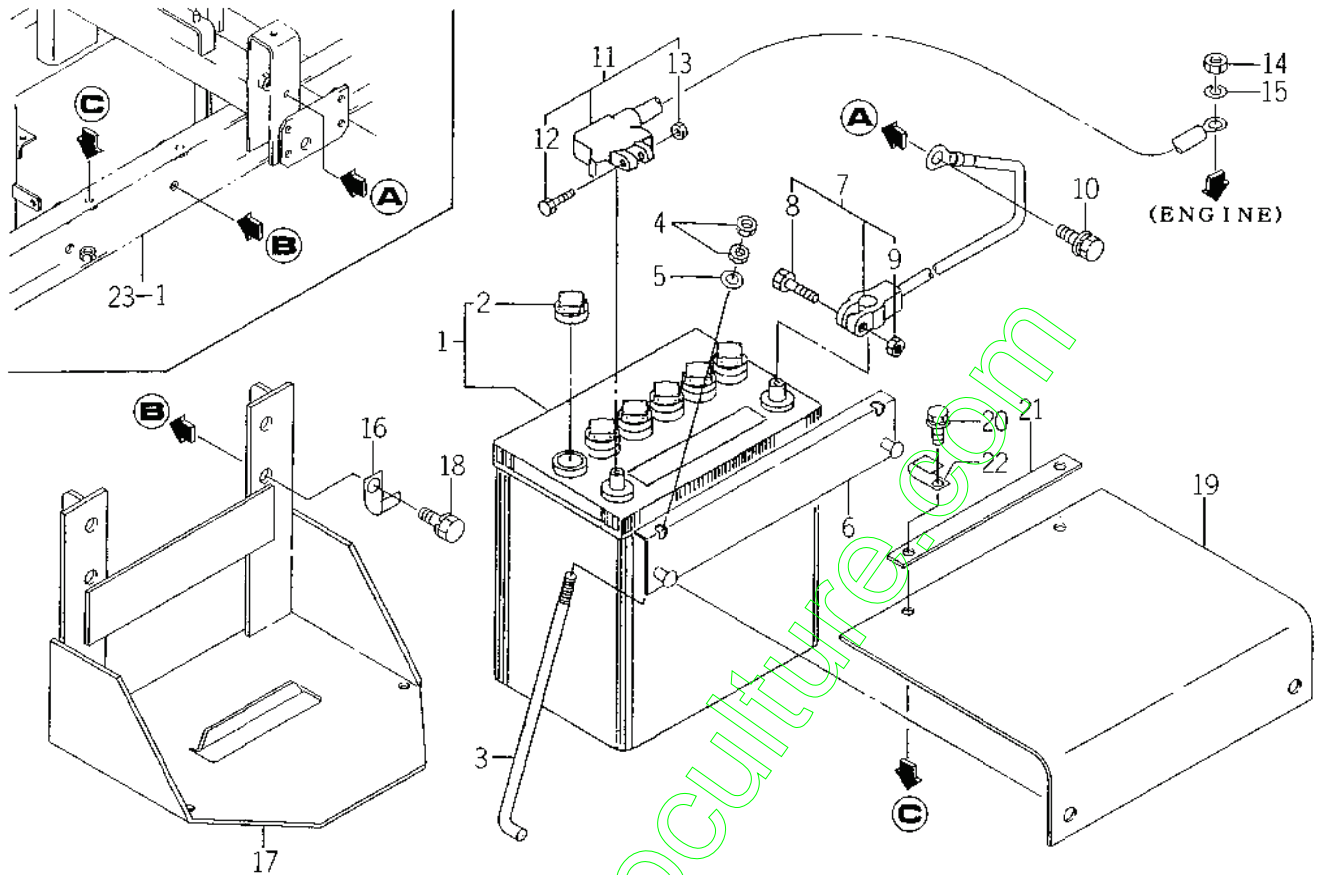
FIG. 6 FUEL LINE SYSTEM



1685-105

KEY	PART CODE	DESCRIPTION	QTY	TYPE OF MODEL		I T C	C O L	G R P	REMARKS
				SF200	SF230				
1	1614-105-200-00	FILTER ASSY	1	*	*				
2	1444-102-202-00	LEVER	1	*	*				
3	1415-102-007-00	SPRING, VALVE	1	*	*				
4	V720-102-401-00	O-RING/P10A	1	*	*				
5	1415-102-008-00	VIS	1	*	*				
6	1415-102-009-00	CUP	1	*	*				
7	1444-102-204-00	NUT, RING	1	*	*				
8	V720-103-504-40	O-RING/P44	1	*	*				
9	1415-102-011-00	ELEMENT	1	*	*				
10	V201-260-806-50	BOLT/M 8X65	1	*	*				
11	V401-160-008-00	WASHER, SP/M 8	1	*	*				
12	1608-105-001-40	HOSE/225	1	*	*				
13	J061-210-012-00	CLAMP/WIRE/10-12	2	*	*				
14	1689-105-230-00	HOSE/07X12X600 ASSY	1	*	*				
15	J061-210-012-00	CLAMP/WIRE/10-12	2	*	*				
16	1689-105-001-00	HOSE/04X08X380	1	*	*				
17	J062-076-082-00	CLIP/HOSE/7.6-8.2	1	*	*				
18	3805-311-210-00	PUMP/FUEL	1	*	*				
19	V120-366-001-60	SCREW	2	*	*				
20	1689-105-230-00	HOSE/07X12X600 ASSY	1	*	*				
21	J061-210-012-00	CLAMP/WIRE/10-12	2	*	*				
22	1689-105-240-10	HOSE/FUEL/740 ASSY	1	*	*				
23	J061-210-012-00	CLAMP/WIRE/10-12	1	*	*				
24	J062-104-111-00	CLIP/HOSE/10.4-11.1	1	*	*				

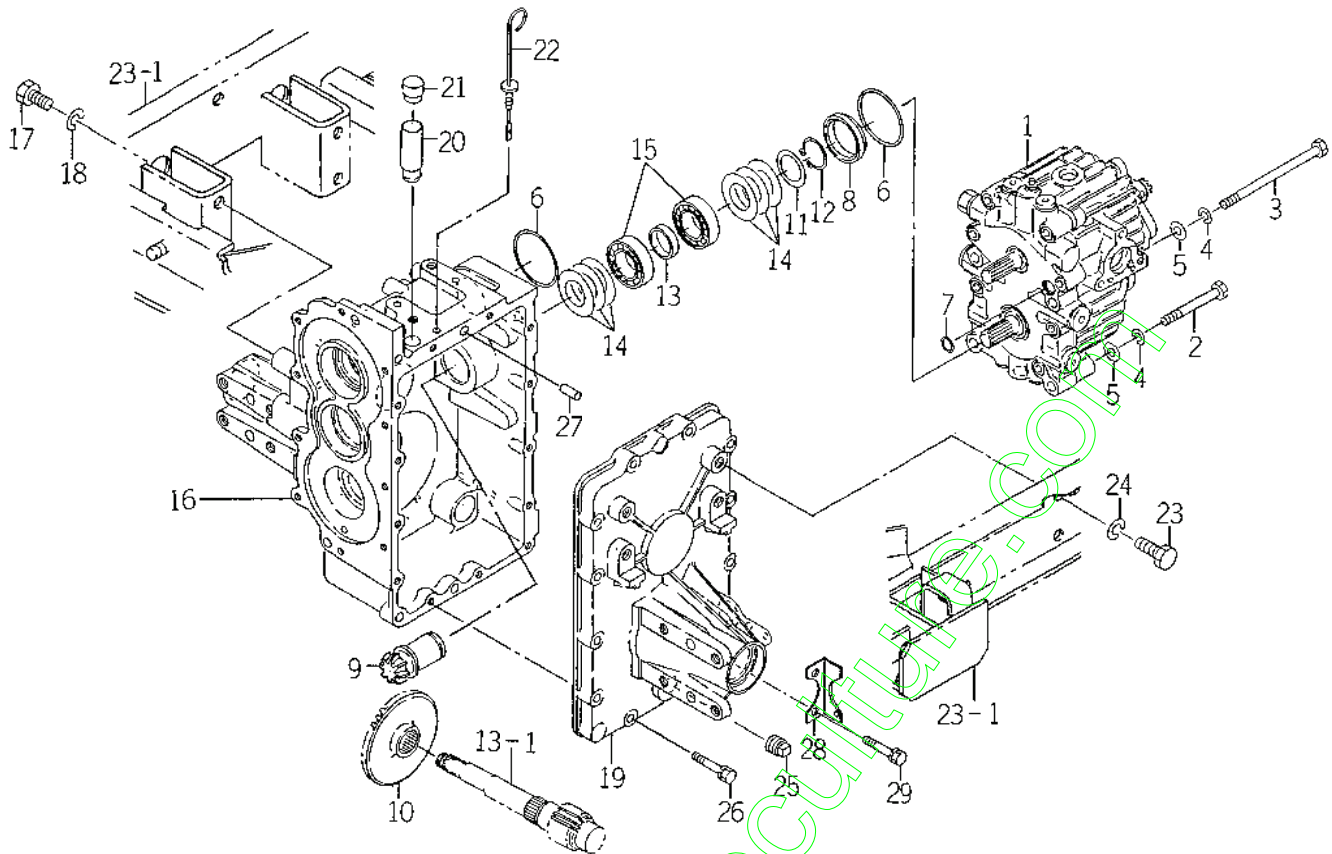
FIG. 8 BATTERY SYSTEM



1689-112

KEY	PART CODE	DESCRIPTION	QTY	TYPE OF MODEL		I T C	C O L	G R P	REMARKS
				SF200	SF230				
1	1434-621-210-20	BATTERY ASSY	1	*	*				
2	1427-621-002-10	CAP. BATTERY	6	*	*				
3	1600-112-003-00	BOLT/M6X240	2	*	*				
4	V301-260-006-00	NUT/M 6	4	*	*				
5	V411-260-006-00	WASHER / M6	2	*	*				
6	1689-112-230-00	PLATE/BATTERY COMP	1	*	*				
7	1579-112-230-00	CABLE, EARTH	1	*	*				
8	1600-112-231-00	BOLT/M06X32	1	*	*				
9	1600-112-232-00	NUT/M06	1	*	*				
10	V211-361-002-00	BOLT, SEMS	1	*	*				
11	1480-112-003-10	CABLE, BATTERY	1	*	*				
12	1600-112-231-00	BOLT/M06X32	1	*	*				
13	1600-112-232-00	NUT/M06	1	*	*				
14	V304-260-008-00	NUT/M 8	1	*	*				
15	V401-160-008-00	WASHER, SP/M 8	1	*	*				
16	3737-172-011-00	CLAMP, HARNESS	2	*	*				
17	1689-112-210-00	BASE/BATTERY COMP	1	*	*				
18	V211-261-004-50	BOLT (S)/M10X45	4	*	*				
19	1689-112-004-00	COVER/BATTERY	1	*	*				
20	V211-360-802-00	BOLT (SP) M8X20	2	*	*				
21	1689-112-005-00	PLATE/I/19X200	1	*	*				
22	1425-621-004-00	CLAMP, HARNESS	1	*	*				

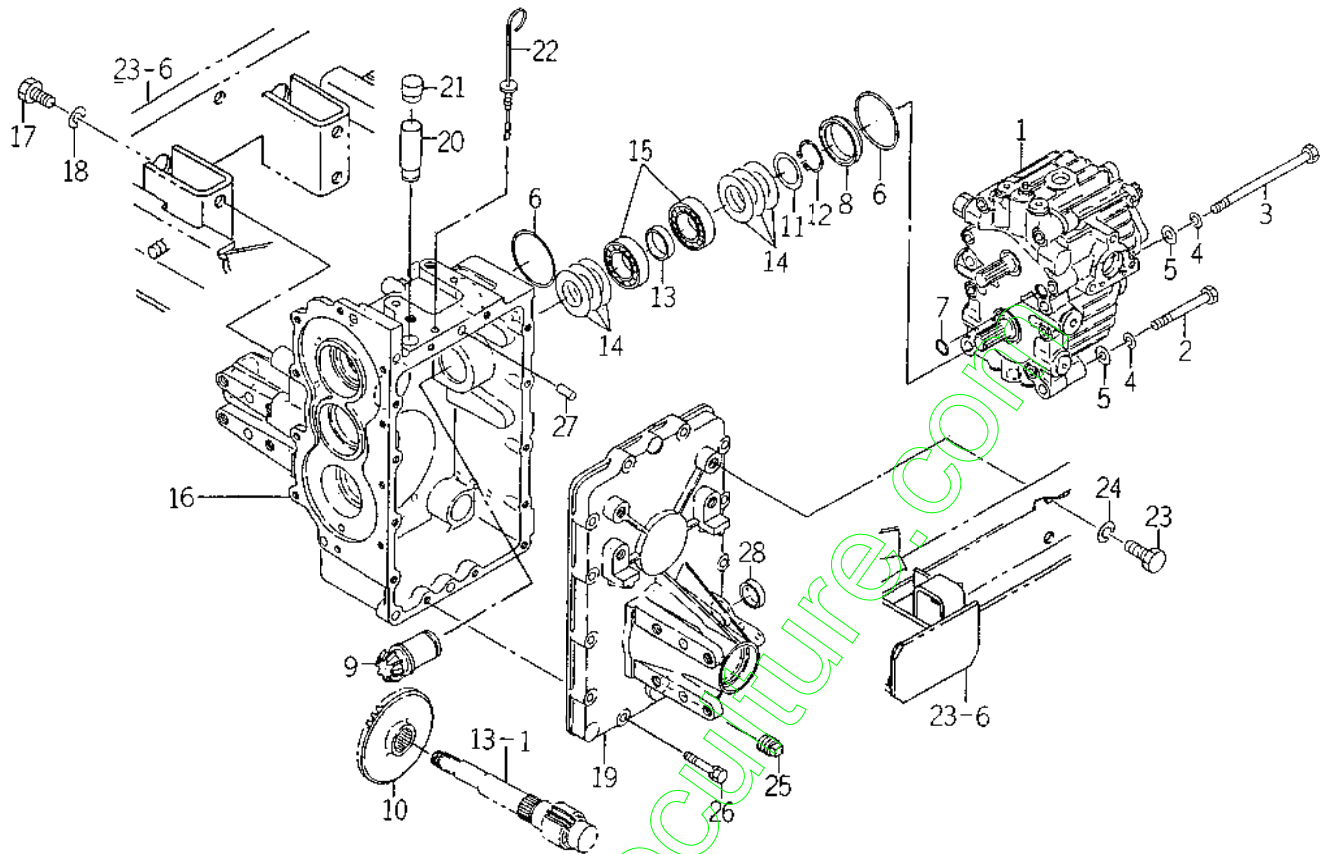
FIG. 11 TRANSMISSION CASE (2WD) SYSTEM (SF200)



1689-201

KEY	PART CODE	DESCRIPTION	QTY	TYPE OF MODEL		I T C	C O L	G R P	REMARKS
				SF200	SF230				
1	1689-201-200-00	HST/21 ASSY	1	*					FIG 055
2	V201-361-007-50	BOLT	2	*					
3	V201-361-014-00	BOLT	2	*					
4	V401-160-010-00	WASHER, SP/M10	4	*					
5	V411-260-010-00	WASHER/M10	4	*					
6	V721-103-106-00	O-RING/G60	2	*					
7	V720-102-401-50	O-RING/P15	1	*					
8	1689-201-005-10	HUB/HST	1	*					
9	1689-201-210-00	GEAR/INPUT/12 COMP	1	*					
10	1593-203-002-50	GEAR/BEVEL/45	1	*					
11	1480-207-011-00	WASHER/31X42X1	1	*					
12	V704-140-030-00	RING, SNAP/30 C	1	*					
13	1689-201-003-10	COLLAR/31X38X11	1	*					
14	8595-201-017-00	SHIM/0.2	6	*					
15	V600-110-600-60	BEARING, RB 6006	2	*					
16	1689-201-001-30	CASE/TRANSMISSION/RH	1	*					
17	V201-361-202-50	BOLT/M12X25	4	*					
18	V401-160-012-00	WASHER, SP/M12	4	*					
19	1689-201-002-30	CASE/TRANSMISSION/LH	1	*					
20	1689-201-007-00	TUBE/22X65	1	*					
21	2111-101-011-00	PLUG, OIL	1	*					
22	1689-201-008-10	GAUGE/OILLEVEL	1	*					
23	V201-361-202-50	BOLT/M12X25	4	*					
24	V401-160-012-00	WASHER, SP/M12	4	*					
25	V781-160-000-8B	PLUG	1	*					
26	V211-560-804-00	BOLT(S) 7	11	*					
27	V523-101-002-20	PIN	2	*					
28	1689-201-006-00	PLATE/L/70X28	1	*					
29	V211-560-804-00	BOLT(S) 7	2	*					

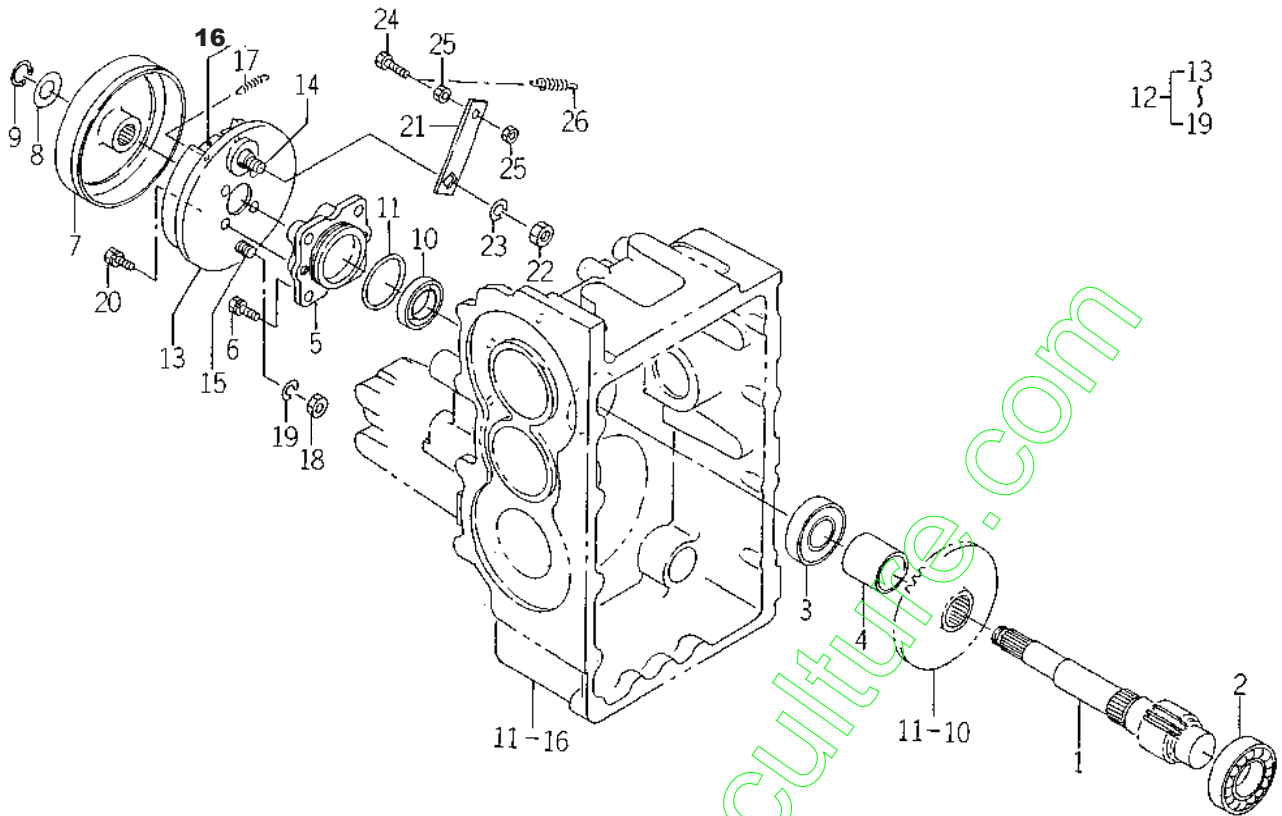
FIG. 12 TRANSMISSION CASE (4WD) SYSTEM (SF230)



1689 201A

KEY	PART CODE	DESCRIPTION	QTY	TYPE OF MODEL		I T C	C O L	G R P	REMARKS
				SF200	SF230				
1	1689-201-200-00	HST/21 ASSY	1		*				FIG 055
2	V201-361-007-50	BOLT	2		*				
3	V201-361-014-00	BOLT	2		*				
4	V401-160-010-00	WASHER, SP/M10	4		*				
5	V411-260-010-00	WASHER/M10	4		*				
6	V721-103-106-00	O-RING/G60	2		*				
7	V720-102-401-50	O-RING/P15	1		*				
8	1689-201-005-10	HUB/HST	1		*				
9	1689-201-210-00	GEAR/INPUT/12 COMP	1		*				
10	1593-203-002-50	GEAR/BEVEL/45	1		*				
11	1480-207-011-00	WASHER/31X42X1	1		*				
12	V704-140-030-00	RING, SNAP/30 C	1		*				
13	1689-201-003-10	COLLAR/31X38X11	1		*				
14	V600-110-600-60	BEARING, RB 6006	2		*				
15	8595-201-017-00	SHIM/0.2	6		*				
16	1689-201-001-30	CASE/TRANSMISSION/RO	1		*				
17	V201-361-202-50	BOLT/M12X25	4		*				
18	V401-160-012-00	WASHER, SP/M12	4		*				
19	1689-201-002-30	CASE/TRANSMISSION/LH	1		*				
20	1689-201-007-00	TUBE/22X65	1		*				
21	2111-101-011-00	PLUG, OIL	1		*				
22	1689-201-008-10	GAUGE/OILLEVEL	1		*				
23	V201-361-202-50	BOLT/M12X25	4		*				
24	V401-160-012-00	WASHER, SP/M12	4		*				
25	V781-160-000-8B	PLUG	1		*				
26	V211-560-804-00	BOLT(S) 7	13		*				
27	V523-101-002-20	PIN	2		*				
28	3625-540-004-00	CAP, BLANK/30	1		*				

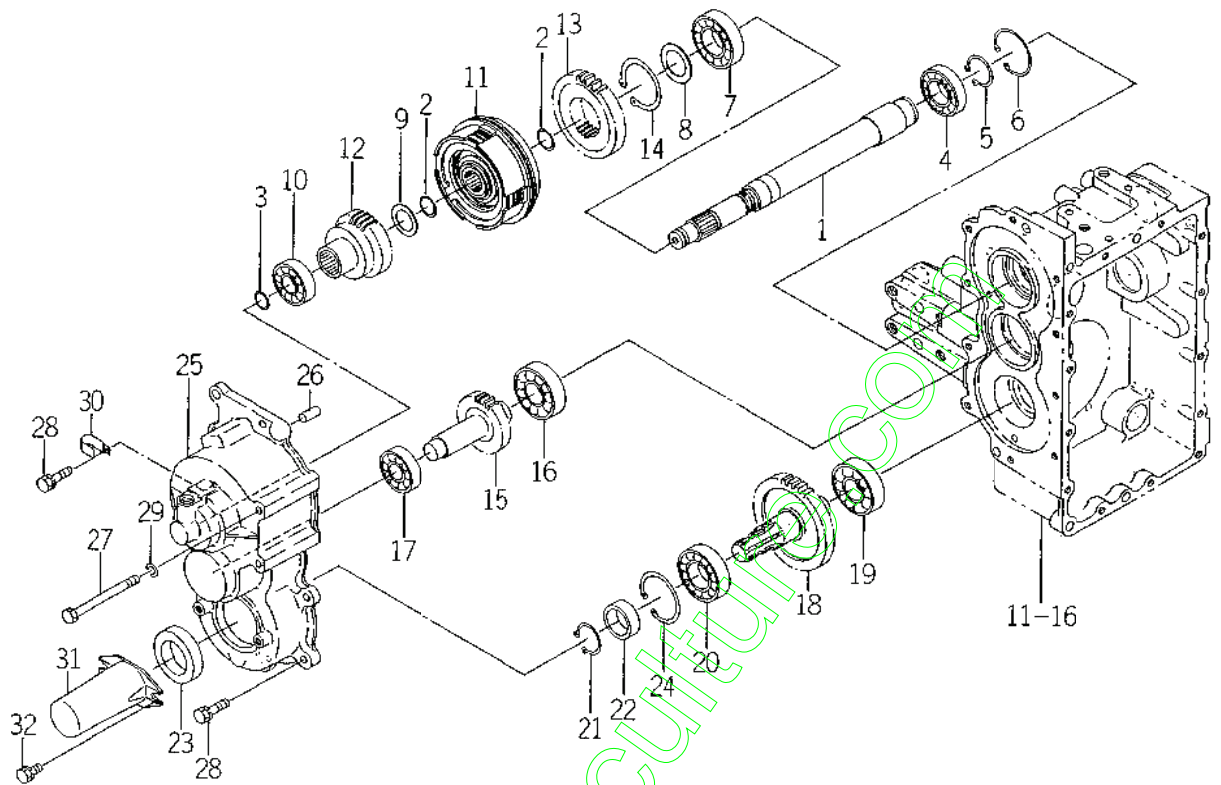
FIG. 13 BRAKE SYSTEM



1689-202

KEY	PART CODE	DESCRIPTION	QTY	TYPE OF MODEL		I T C	C O L	G R P	REMARKS
				SF200	SF230				
1	1689-202-001-10	SHAFT/BRAKE	1	*	*				
2	V600-110-620-60	BEARING, RB/6206	1	*	*				
3	V600-110-620-50	BEARING, RB/6205	1	*	*				
4	1689-202-005-00	HUB/25X30X37	1	*	*				
5	1689-202-002-00	METAL/BRAKE	1	*	*				
6	V211-260-801-60	BOLT, SEMS (S) M8X16	4	*	*				
7	1689-202-004-00	DRUM/BRAKE	1	*	*				
8	V411-260-016-00	WASHER / M16	1	*	*				
9	V704-140-016-00	RING, SNAP/16 C	1	*	*				
10	V744-125-400-70	SEAL, OIL/TC25407	1	*	*				
11	V721-103-105-00	O-RING/G50	1	*	*				
12	1689-202-200-00	BRAKE/110 ASSY	1	*	*				
13	1689-202-201-00	PLATE/BACKING	1	*	*				
14	1689-202-202-00	SHAFT/CAM	1	*	*				
15	1689-202-203-00	PIN/ANCHOR	1	*	*				
16	1689-202-210-00	LINING	2	*	*				Mâchoire a l'unité
17	1689-202-212-00	SPRING	2	*	*				
18	V304-260-010-00	NUT	1	*	*				
19	V401-160-010-00	WASHER/LOCK	1	*	*				
20	V211-260-801-60	BOLT, SEMS (S) M8X16	4	*	*				
21	1689-202-006-10	PLATE/I/25X84	1	*	*				
22	V304-260-010-00	NUT	1	*	*				
23	V401-160-010-00	WASHER, SP/M10	1	*	*				
24	V201-260-802-50	BOLT/M 8X25	1	*	*				
25	V304-260-008-00	NUT/M 8	2	*	*				
26	1426-621-018-00	SPRING, TENSION	1	*	*				

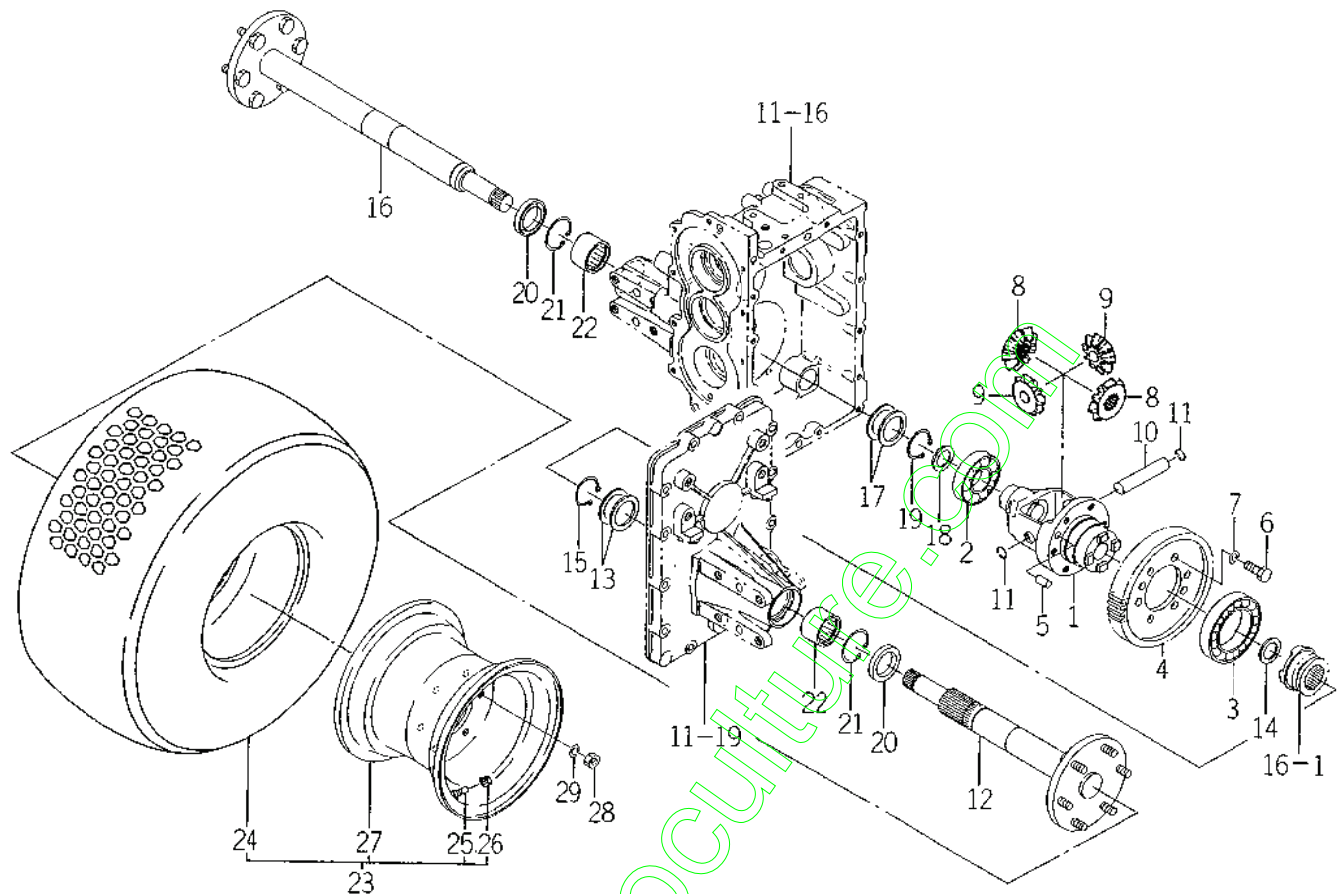
FIG. 14 PTO DRIVE SYSTEM



1689-203

KEY	PART CODE	DESCRIPTION	QTY	TYPE OF MODEL		I T C	C O L	G R P	REMARKS
				SF200	SF230				
1	1689-203-210-10	SHAFT/PTO/UPPER COMP	1	*	*				
2	1575-261-018-00	RING/25	2	*	*				
3	1560-263-014-00	RING/20	1	*	*				
4	V600-110-600-60	BEARING, RB 6006	1	*	*				
5	V704-140-030-00	RING, SNAP/30 C	1	*	*				
6	V707-140-055-00	RING/SNAP	1	*	*				
7	V600-110-620-60	BEARING, RB/6206	1	*	*				
8	1560-208-018-40	WASHER/30X46X2	1	*	*				
9	1593-203-058-20	COLLAR/25X35X02	1	*	*				
10	V600-110-620-40	BEARING, RB/6204	1	*	*				
11	1689-203-200-00	CLUTCH/PTO ASSY	1	*	*				FIG 056
12	1689-203-005-00	GEAR/SPUR/38/PTO	1	*	*				
13	1689-203-001-00	GEAR/SPUR/30	1	*	*				
14	V706-140-050-00	RING/SNAP	1	*	*				
15	1689-203-004-00	GEAR/SPUR/20	1	*	*				
16	V600-110-630-50	BEARING, RB/6305	1	*	*				
17	V600-110-620-40	BEARING, RB/6204	1	*	*				
18	1689-203-007-00	SHAFT/PTO	1	*	*				
19	V600-110-630-50	BEARING, RB/6305	1	*	*				
20	V600-110-620-60	BEARING, RB/6206	1	*	*				
21	V704-140-030-00	RING, SNAP/30 C	1	*	*				
22	1614-244-002-00	SLEEVE	1	*	*				
23	1614-244-005-00	SEAL/OIL	1	*	*				
24	V707-140-062-00	RING/SNAP	1	*	*				
25	1689-203-009-20	CASE/PTO	1	*	*				
26	V523-101-002-20	PIN	2	*	*				
27	V201-260-809-50	BOLT/M 8X95	2	*	*				
28	V211-260-802-50	BOLT/S	8	*	*				
29	V401-160-008-00	WASHER, SP/M 8	2	*	*				
30	1425-621-004-00	CLAMP, HARNESS	1	*	*				

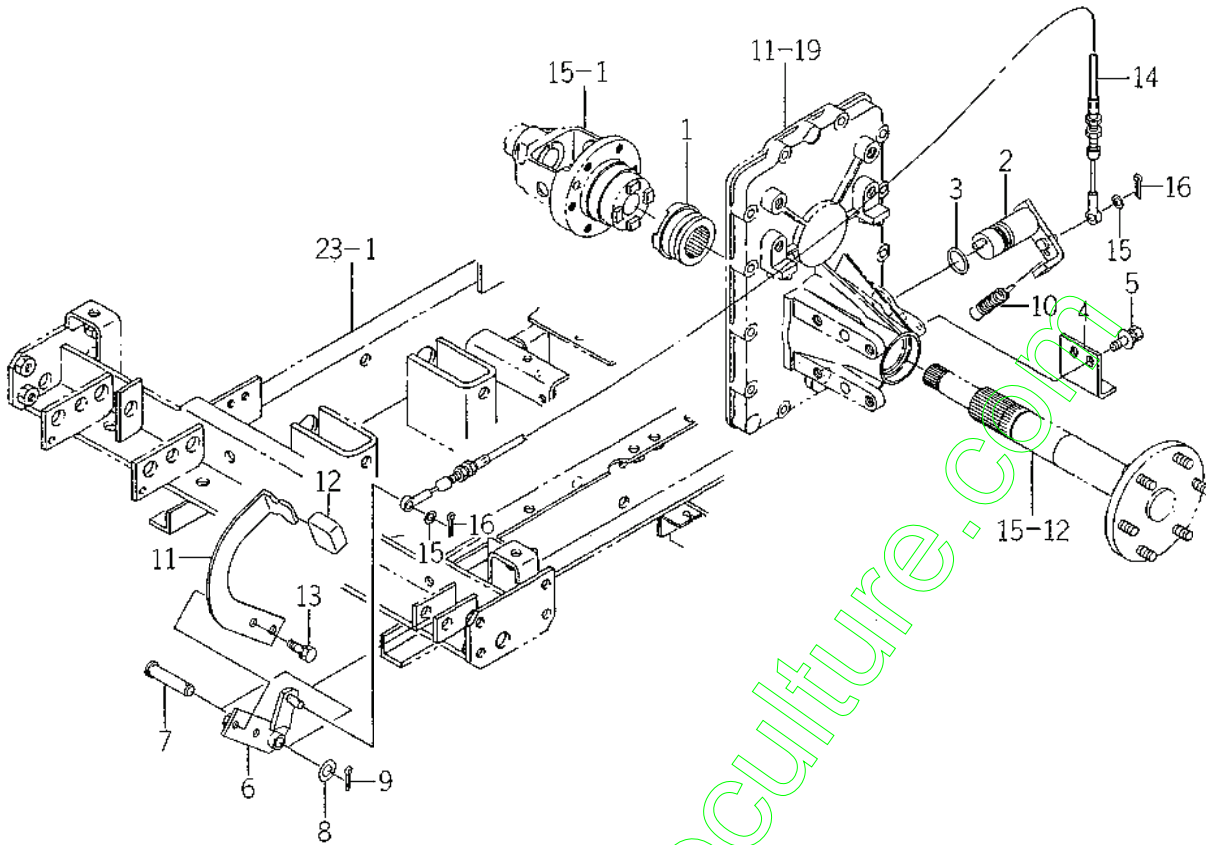
FIG. 15 FRONT AXLE AND FRONT WHEEL SYSTEM



1689 204

KEY	PART CODE	DESCRIPTION	QTY	TYPE OF MODEL		I T C	C O L	G R P	REMARKS
				SF200	SF230				
1	1689-204-001-00	CASE/DIFF	1	*	*				
2	V600-110-620-70	BEARING, RB/6207	1	*	*				
3	V600-110-601-20	BEARING, RB/6012	1	*	*				
4	1689-204-006-00	GEAR/SPUR/56	1	*	*				
5	1593-304-008-00	PIN (10X18)	2	*	*				
6	1593-304-054-10	BOLT/M10X1.25X25	6	*	*				
7	V401-160-010-00	WASHER, SP/M10	6	*	*				
8	1593-304-053-10	GEAR, BEVEL/12	2	*	*				
9	1593-304-055-10	PINION, BEVEL/11	2	*	*				
10	1689-204-003-00	PIN/DEFFPINION	1	*	*				
11	V705-140-017-00	KING, SNAP/17 C	2	*	*				
12	1689-204-210-00	SHAFT/WHEEL/LH COMP	1	*	*				
13	1689-204-002-00	COLLAR/35X50X03	2	*	*				
14	1593-307-052-10	COLLAR/26X35X03	1	*	*				
15	V704-140-035-00	RING, SNAP/35 C	1	*	*				
16	1689-204-220-00	SHAFT/WHEEL/RH COMP	1	*	*				
17	1689-204-002-00	COLLAR/35X50X03	2	*	*				
18	1593-307-052-10	COLLAR/26X35X03	1	*	*				
19	V704-140-035-00	RING, SNAP/35 C	1	*	*				
20	V744-135-520-80	SEAL, OIL/TC35528	2	*	*				
21	V705-140-047-00	RING, SNAP/47 C	2	*	*				
22	1689-204-008-00	BEARING/NEEDLE	2	*	*				
23	1689-230-200-00	WHEEL/FRONT ASSY	2	*	*				
24	1689-230-211-00	TIRE/TURF/20-8	2	*	*				
25	1386-241-002-00	VALVE	2	*	*				
26	V999-200-003-00	CAP/TIRE VALVE	2	*	*				
27	1689-230-220-00	RIM/WHEEL COMP	2	*	*		6G		
28	V304-460-010-00	NUT/M10	12	*	*				
29	V401-160-010-00	WASHER, SP/M10	12	*	*				

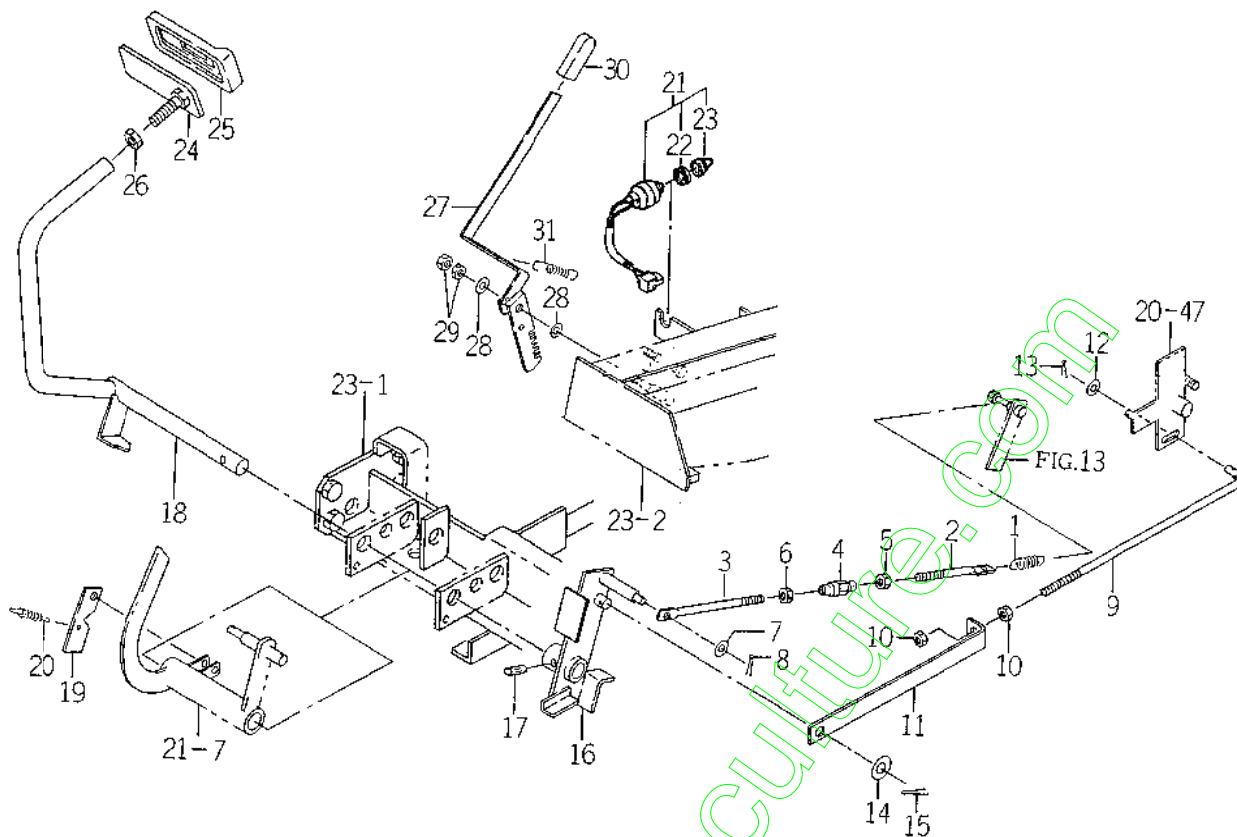
FIG. 16 DIFF - LOCK AND DIFF - PEDAL SYSTEM (SF200)



1689-205

KEY	PART CODE	DESCRIPTION	QTY	TYPE OF MODEL		I T C	C O L	G R P	REMARKS
				SF200	SF230				
1	1689-205-001-00	CLUTCH/DIFF	1	*					
2	1689-205-210-10	ARM/DIFF COMP	1	*					
3	V720-103-502-40	O-RING/P24	1	*					
4	1689-205-004-10	PLATE/L/55X60	1	*					
5	V211-360-802-00	BOLT (SP) M8X20	2	*					
6	1689-206-210-00	PEDAL/DIFF COMP	1	*					
7	7963-611-003-00	PIN/12X48	1	*					
8	V411-260-012-00	WASHER /M12	1	*					
9	V500-163-002-00	PIN, SPLIT/3 X20	1	*					
10	1104-410-007-00	SPRING/HE074	1	*					
11	1689-206-002-00	PEDAL/DIFF	1	*					
12	1593-101-012-00	STOPPER	1	*					
13	V211-260-802-00	BOLT, SEMS (S)	2	*					
14	1689-206-001-00	CABLE/DIFF ASSY	1	*					
15	V411-260-008-00	WASHER, PL/M 8	2	*					
16	V500-163-001-50	PIN, SPLIT/3 X15	2	*					

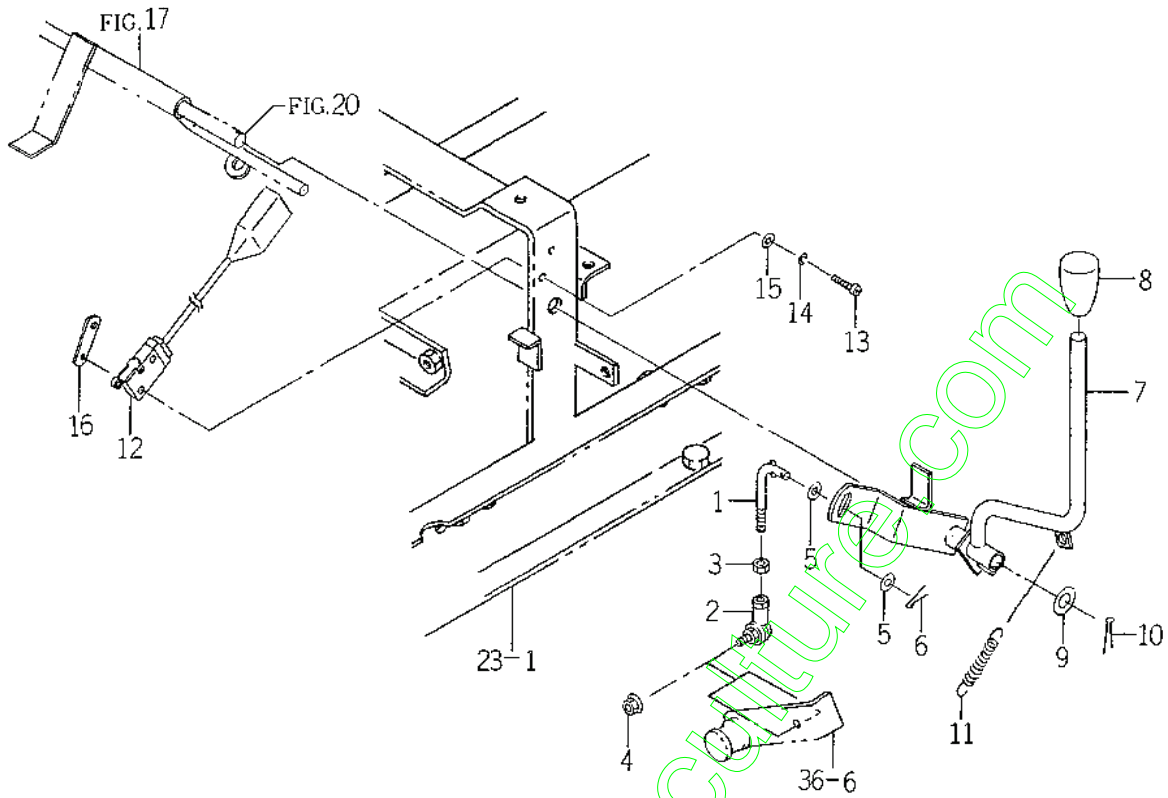
FIG. 18 BRAKE PEDAL AND PARKING BRAKE SYSTEM



1689-212

KEY	PART CODE	DESCRIPTION	QTY	TYPE OF MODEL		I T C	C O L	G R P	REMARKS
				SF200	SF230				
1	3256-104-014-10	SPRING TENSION	1	*	*				
2	3662-223-002-00	ROD/TENSION/M08X110	1	*	*				
3	1608-312-002-10	ROD (M08X160)	1	*	*				
4	1444-122-002-00	TURNBUCKLE/M8	1	*	*				
5	V304-260-008-00	NUT/M 8	1	*	*				
6	1560-132-007-30	NUT/M8	1	*	*				
7	V411-260-008-00	WASHER, PL/M 8	1	*	*				
8	V500-163-001-50	PIN, SPLIT/3 X15	1	*	*				
9	1689-212-003-00	ROD/RETURN	1	*	*				
10	V304-260-008-00	NUT/M 8	2	*	*				
11	1689-212-002-00	PLATE/L/22X252	1	*	*				
12	V411-260-008-00	WASHER, PL/M 8	2	*	*				
13	V500-163-001-50	PIN, SPLIT/3 X15	1	*	*				
14	V411-260-012-00	WASHER /M12	1	*	*				
15	V500-163-002-00	PIN, SPLIT/3 X20	1	*	*				
16	1689-212-210-20	ARM/BRAKE COMP	1	*	*				
17	V530-240-803-60	PIN/GROOVE	1	*	*				
18	1689-212-220-10	ARM/BRAKE COMP	1	*	*				
19	1689-212-001-00	PLATE/HST/ROCK	1	*	*				
20	1414-312-002-00	SPRING, TENSION/53	1	*	*				
21	1560-664-250-00	SWITCH/PUSH SET	1	*	*				
22	1560-664-252-00	NUT	1	*	*				
23	1560-664-253-00	BOOT	1	*	*				
24	1689-212-240-00	PEDAL/BRAKE COMP	1	*	*				
25	1524-122-001-00	PAD	1	*	*				
26	1427-433-023-00	NUT/LD THREAD	1	*	*				
27	1689-213-210-00	LEVER/PARKING COMP	1	*	*				
28	V411-260-008-00	WASHER, PL/M 8	2	*	*				
29	V304-260-008-00	NUT/M 8	2	*	*				
30	3659-205-002-00	GRIP/04X12X50	1	*	*				

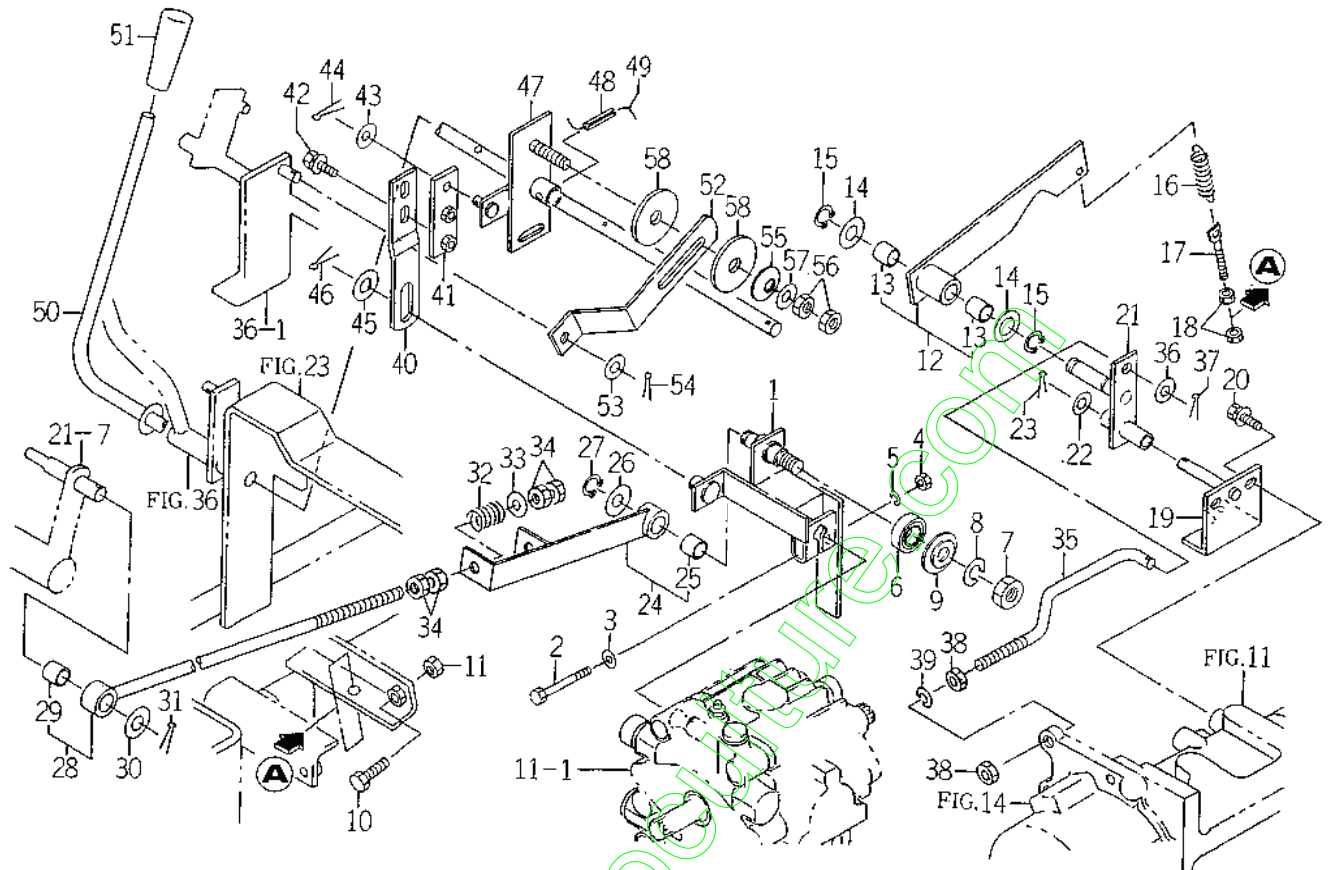
FIG. 19 PTO LEVER SYSTEM



1689-221

KEY	PART CODE	DESCRIPTION	QTY	TYPE OF MODEL		I T C	C O L	G R P	REMARKS
				SF200	SF230				
1	1689-221-001-00	ROD/SPOOL/PTO	1	*	*				
2	1689-221-240-00	JOINT/BALL/RH ASSY	1	*	*				
3	V301-260-006-00	NUT/M 6	1	*	*				
4	V360-260-006-00	NUT/M6	1	*	*				
5	V411-260-006-00	WASHER / M6	2	*	*				
6	V500-162-501-50	PIN, SPLIT/2.5X15	1	*	*				
7	1689-221-220-00	ARM/PTO COMP	1	*	*				
8	1594-285-004-00	GRIP/PTO	1	*	*				
9	V411-260-012-00	WASHER/M12	1	*	*				
10	V500-163-002-00	PIN, SPLIT/3 X20	1	*	*				
11	1673-314-001-00	SPRING/HE106	1	*	*				
12	3676-215-320-00	SWITCH/RIMIT	1	*	*				
13	V111-163-002-00	SCREW M3X20	2	*	*				
14	V401-160-003-00	WASHER, SP/M 3	2	*	*				
15	V411-260-003-00	WASHER/M3	2	*	*				
16	3664-276-001-00	PLATE/IRX13X35	1	*	*				

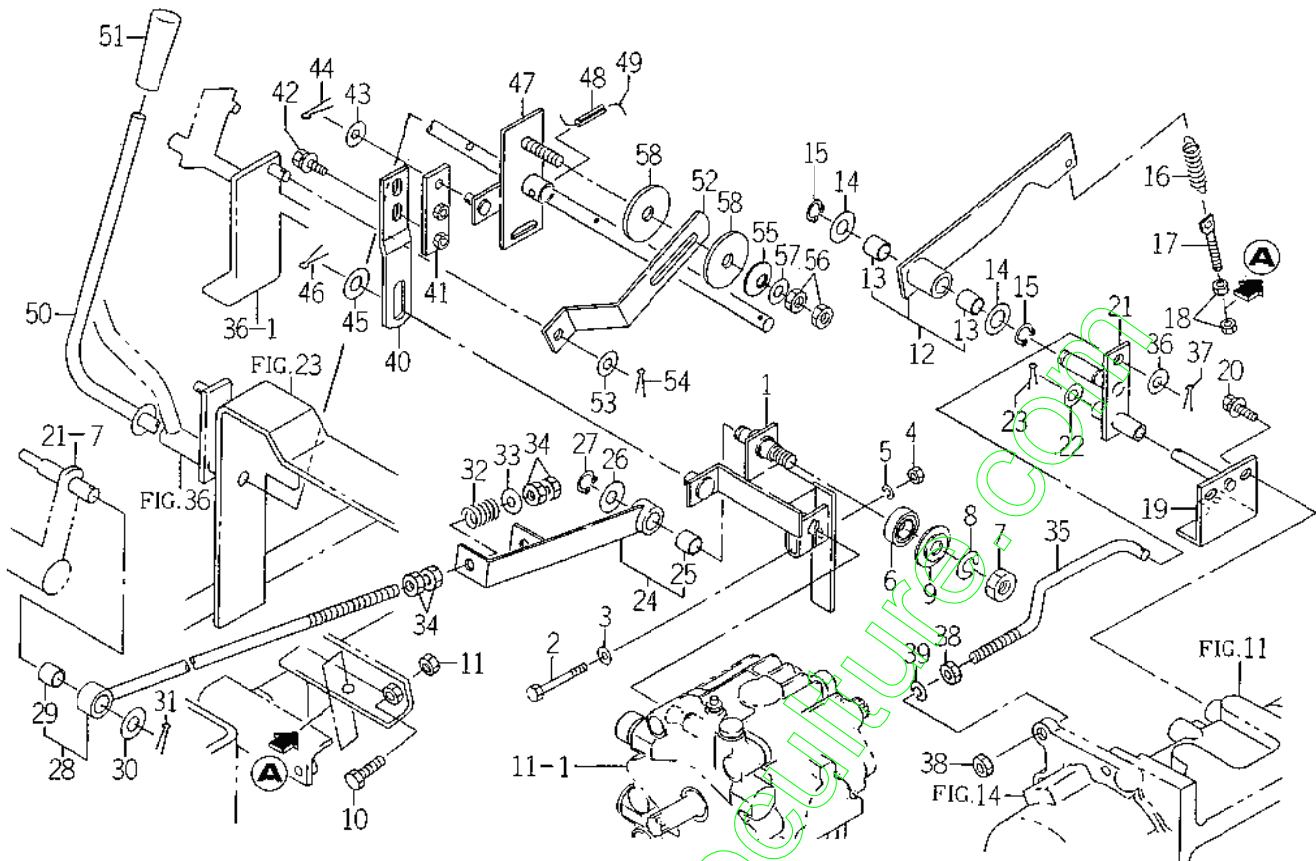
FIG. 20 HST LINK SYSTEM



1689-271

KEY	PART CODE	DESCRIPTION	QTY	TYPE OF MODEL		I T C	C O L	G R P	REMARKS
				SF200	SF230				
1	1689-271-210-10	ARM/TRUNNION COMP	1	*	*				
2	V201-260-805-00	BOLT/M 8X50	1	*	*				
3	V411-260-008-00	WASHER, PL/M 8	1	*	*				
4	V304-260-008-00	NUT/M 8	1	*	*				
5	V401-160-008-00	WASHER, SP/M 8	1	*	*				
6	V600-150-600-20	BEARING, RB/6002SS	1	*	*				
7	V304-260-012-00	NUT/M12	1	*	*				
8	V401-160-012-00	WASHER, SP/M12	1	*	*				
9	1689-271-006-00	WASHER/38X12X2	1	*	*				
10	V201-260-804-50	BOLT/M 8X45	2	*	*				
11	V304-260-008-00	NUT/M 8	2	*	*				
12	1689-271-310-00	ARM/NEUTRAL ASSY	1	*	*				
13	1689-271-311-00	BUSH/12X14X15	2	*	*				
14	V411-260-012-00	WASHER /M12	2	*	*				
15	V704-140-012-00	RING, SNAP/12 C	2	*	*				
16	2157-519-013-00	SPRING/HE081	1	*	*				
17	3104-210-213-00	ROD/H08X67	1	*	*				
18	V304-260-008-00	NUT/M 8	2	*	*				
19	1689-271-230-00	PLATE/L/60X56 COMP	1	*	*				
20	V211-360-801-60	BOLT, SEMS (SP)	2	*	*				
21	1689-271-240-00	PLATE/ADJUST COMP	1	*	*				
22	V411-260-010-00	WASHER/M10	1	*	*				
23	V500-163-002-00	PIN, SPLIT/3 X20	1	*	*				
24	1689-271-320-10	ROD/HST/A ASSY	1	*	*				
25	1689-271-311-00	BUSH/12X14X15	1	*	*				
26	V411-260-012-00	WASHER /M12	1	*	*				
27	V704-140-012-00	RING, SNAP/12 C	1	*	*				
28	1689-271-330-10	ROD/HST/B ASSY	1	*	*				
29	1689-271-311-00	BUSH/12X14X15	1	*	*				
30	V411-260-012-00	WASHER /M12	1	*	*				

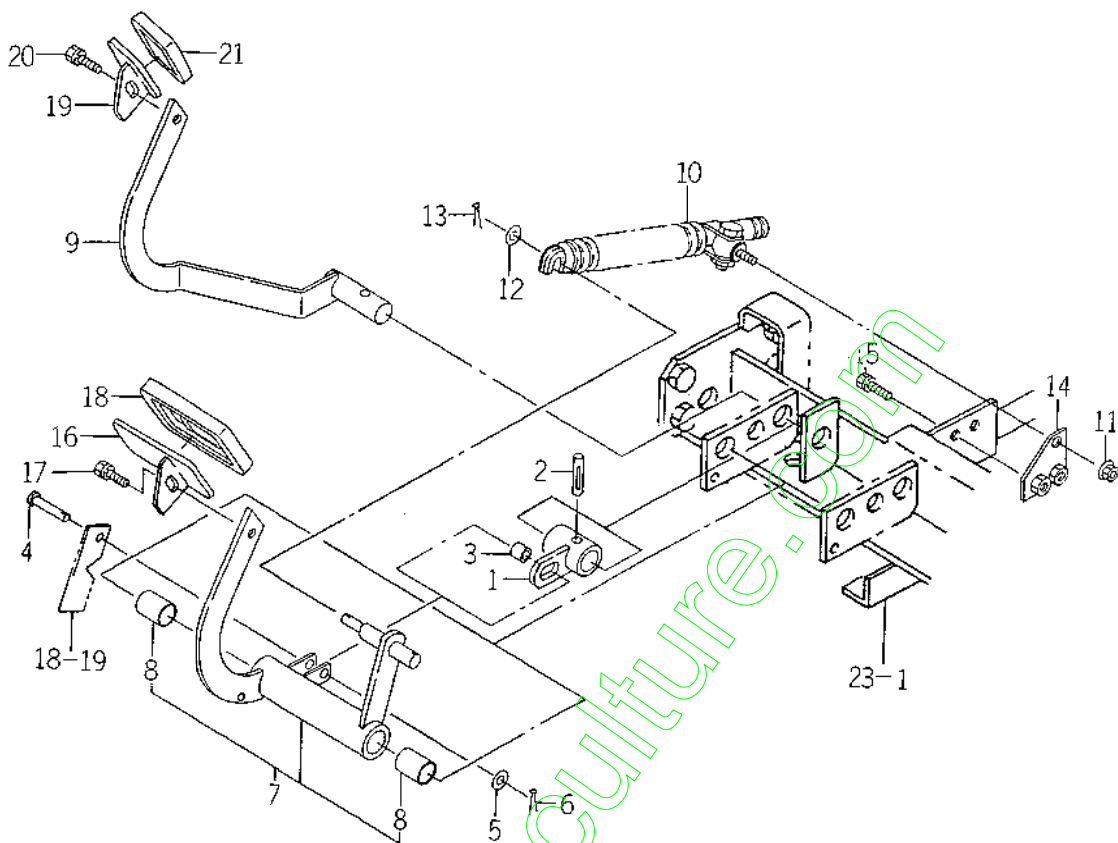
FIG. 20 HST LINK SYSTEM



1688-271

KEY	PART CODE	DESCRIPTION	QTY	TYPE OF MODEL		I T C	C O L	G R P	REMARKS
				SF200	SF230				
31	V500-163-002-00	PIN, SPLIT/3 X20	1	*	*				
32	1560-509-008-40	SPRING, HC028	1	*	*				
33	V411-260-010-00	WASHER/M10	1	*	*				
34	V304-260-010-00	NUT	4	*	*				
35	1689-271-003-10	ROD/DST	1	*	*				
36	V411-260-010-00	WASHER/M10	2	*	*				
37	V500-163-002-00	PIN, SPLIT/3 X20	1	*	*				
38	V304-260-010-00	NUT	2	*	*				
39	V401-160-010-00	WASHER/LOCK	1	*	*				
40	1689-271-001-20	PLATE/Z/25X145	1	*	*				
41	1689-271-290-00	PLATE/I/25X75 COMP	1	*	*				
42	V211-360-802-00	BOLT/SP	2	*	*				
43	V411-260-008-00	WASHER, PL/M 8	1	*	*				
44	V500-163-001-50	PIN, SPLIT/3 X15	1	*	*				
45	V411-260-012-00	WASHER /M12	1	*	*				
46	V500-163-002-00	PIN, SPLIT/3 X20	1	*	*				
47	1689-271-250-30	ARM/CRUISE COMP	1	*	*				
48	V580-140-602-50	PIN, SPRING	1	*	*				
49		WIRE	1	*	*				
50	1689-271-280-10	LEVER/CRUISE COMP	1	*	*				
51	3761-242-017-00	GRIP	1	*	*				
52	1689-271-002-00	PLATE/Z/32X140	1	*	*				
53	V411-260-008-00	WASHER, PL/M 8	1	*	*				
54	V500-163-001-50	PIN, SPLIT/3 X15	1	*	*				
55	1593-117-003-10	SPRING, DISK	1	*	*				
56	V304-260-010-00	NUT	2	*	*				
57	V411-260-010-00	WASHER/M10	1	*	*				
58	1600-505-007-00	LINING/13X50X3	2	*	*				

FIG. 21 HST PEDAL SYSTEM

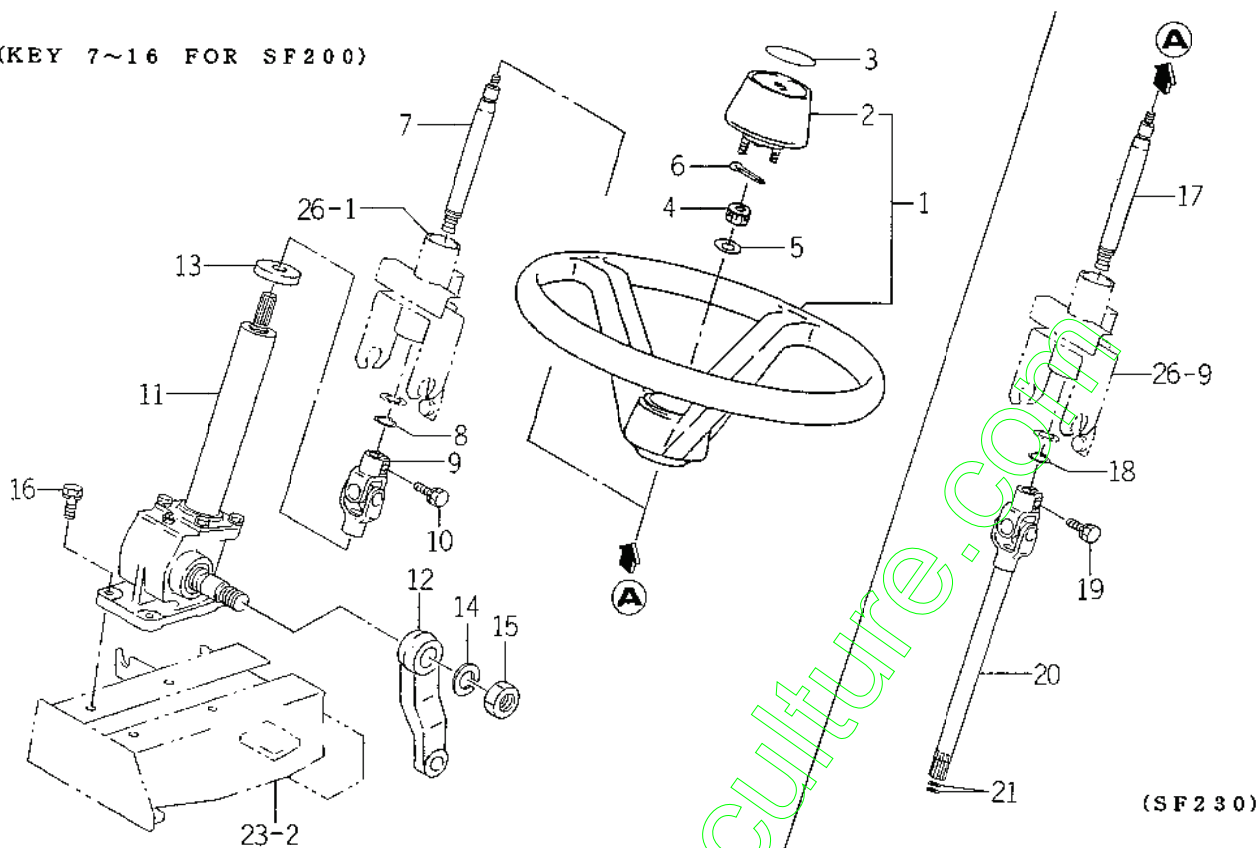


1E65-272

KEY	PART CODE	DESCRIPTION	QTY	TYPE OF MODEL		I T C	C O L	G R P	REMARKS
				SF200	SF230				
1	1689-272-210-00	HUB/HST/R COMP	1	*	*				
2	V530-240-803-60	PIN/GROOVE	1	*	*				
3	1689-272-002-00	HUB/08X12X12	1	*	*				
4	1593-606-006-10	PIN/8X36	1	*	*				
5	V411-260-008-00	WASHER, PL/M 8	1	*	*				
6	V500-163-001-50	PIN, SPLIT/3 X15	1	*	*				
7	1689-272-200-10	ARM/HST/F ASSY	1	*	*				
8	1689-272-201-00	BLSH/18X20X25	2	*	*				
9	1689-272-230-30	ARM/HST/R COMP	1	*	*				
10	1600-240-550-10	DAMPER/OIL ASSY	1	*	*				
11	V362-260-008-00	NUT/WASHER	1	*	*				
12	V411-260-008-00	WASHER, PL/M 8	1	*	*				
13	V500-163-002-00	PIN, SPLIT/3 X20	1	*	*				
14	1689-272-250-00	PLATE/I/50X44 COMP	1	*	*				
15	V211-260-802-00	BOLT, SEMS (S)	2	*	*				
16	1689-272-260-00	PEDAL/HST/F COMP	1	*	*				
17	V211-360-801-60	BOLT, SEMS (SP)	1	*	*				
18	1608-207-014-00	PAD (HST)	1	*	*				
19	1689-272-240-00	PEDAL/HST/RH COMP	1	*	*				
20	V211-360-801-60	BOLT, SEMS (SP)	1	*	*				
21	1620-272-051-00	PAD	1	*	*				

FIG. 24 STEERING WHEEL AND STEERING SHAFT SYSTEM

(KEY 7~16 FOR SF200)

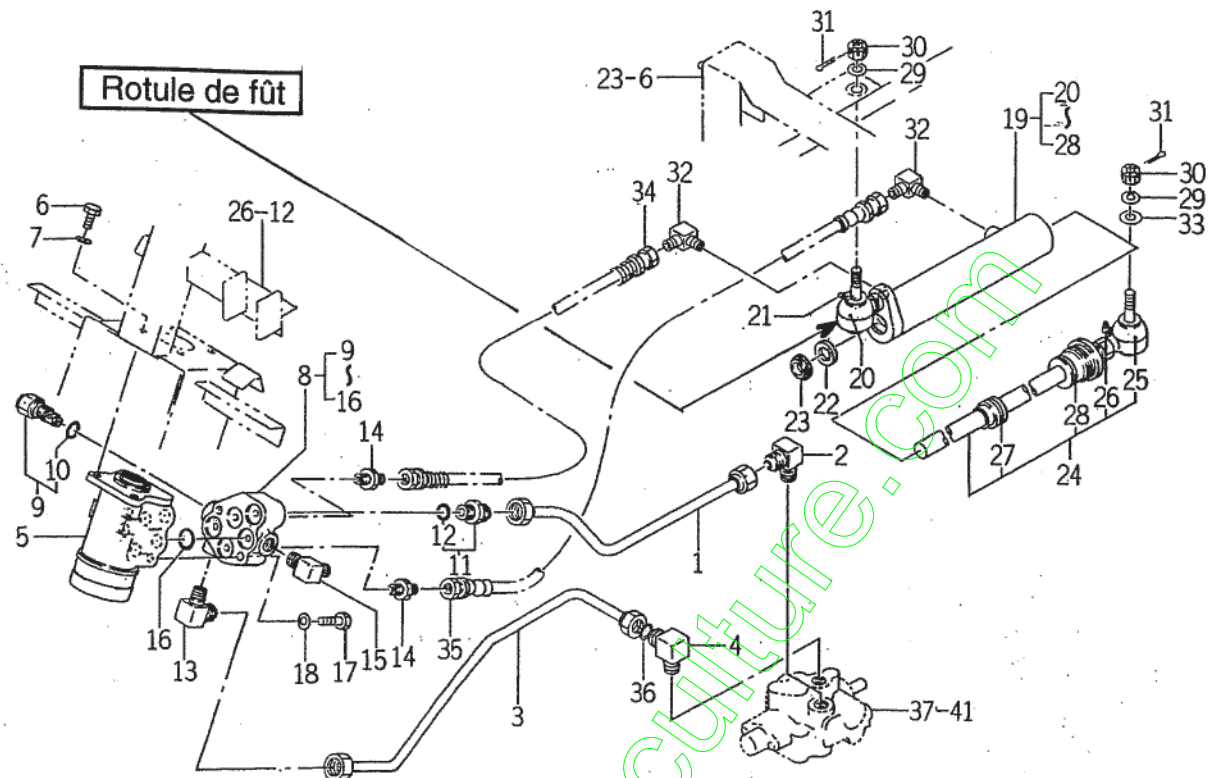


(SF230)

1689-4C1

KEY	PART CODE	DESCRIPTION	QTY	TYPE OF MODEL		I T C	C O L	G R P	REMARKS
				SF200	SF230				
1	1656-401-220-00	WHEEL/STEERING ASSY	1	*	*				
2	1656-401-222-00	CAP	1	*	*				
3	1656-901-007-00	ORNAMENT/STEERING	1	*	*				
4	V327-262-110-00	NUT/M10X1.25	1	*	*				
5	V411-260-010-00	WASHER/M10	1	*	*				
6	V500-162-002-00	PIN, SPLIT/2 X20	1	*	*				
7	1689-402-003-10	SHAFT/STEERING	1	*	*				
8	V704-140-019-00	RING, SNAP I9	1	*	*				
9	1689-402-250-00	JOINT/UNIVERSAL	1	*	*				
10	V211-560-802-50	BOLT, SEMS/M8X25 7T	1	*	*				
11	1689-402-260-00	CASE/STEERING ASSY	1	*	*				FIG 057
12	1689-402-241-00	ARM/PITMAN	1	*	*				
13	1689-402-242-00	SEAL/DUST	1	*	*				
14	V401-160-020-00	WASHER, SP/M20	1	*	*				
15	V334-260-020-00	NUT	1	*	*				
16	V211-561-003-00	BOLT/M10X30	4	*	*				
17	1689-402-003-10	SHAFT/STEERING	1	*	*				
18	V704-140-019-00	RING, SNAP I9	1	*	*				
19	V211-560-802-50	BOLT, SEMS/M8X25 7T	1	*	*				
20	1689-403-200-00	SHAFT/STEERING/ COMP	1	*	*				
21	V720-102-401-40	O-RING/P14	2	*	*				

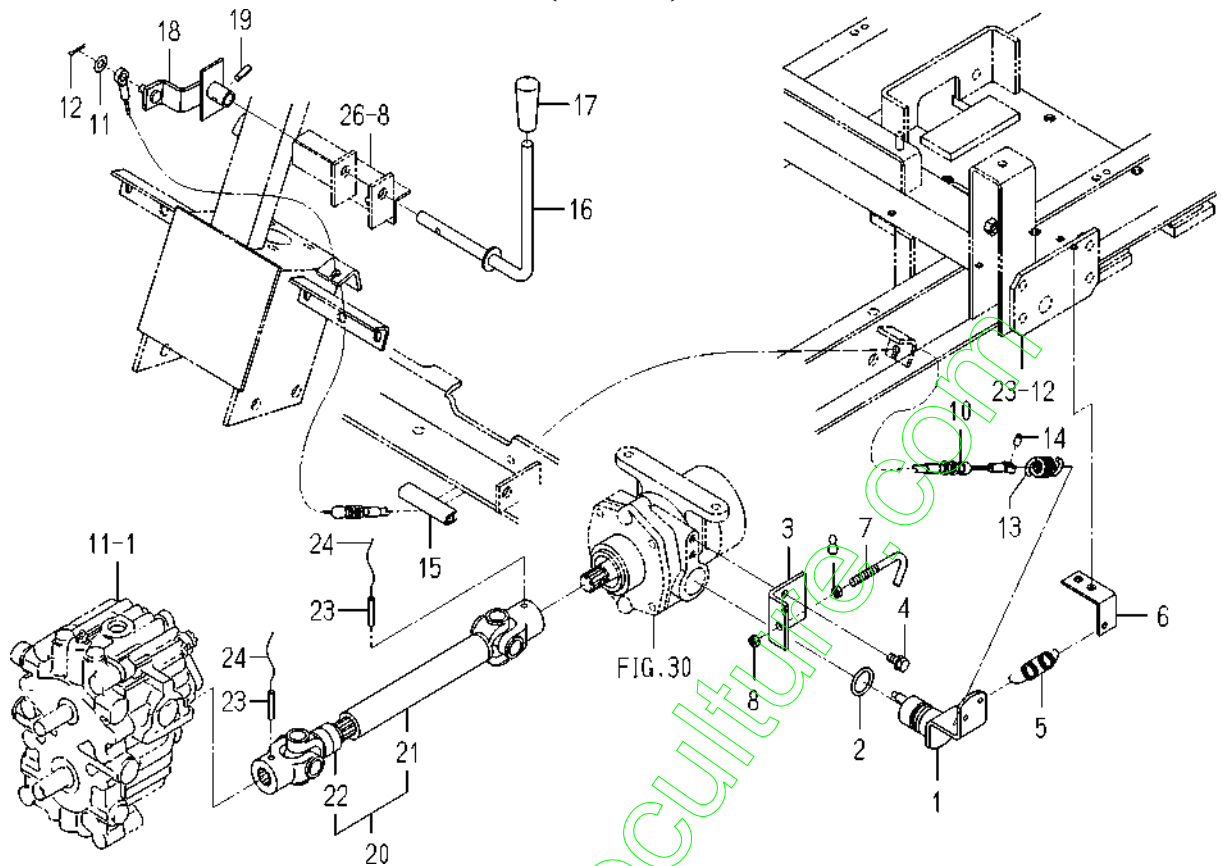
FIG. 28 STEERING PIPING SYSTEM (SF230)



1689-408

KEY	PART CODE	DESCRIPTION	QTY	TYPE OF MODEL		I T C	C O L	G R P	REMARKS
				SF200	SF230				
1	1689-408-230-00	PIPE/T/P2 COMP	1		*				
2	1689-408-004-00	ADAPTER/L/R3/8-M20	1		*				
3	1689-408-240-00	PIPE/EF/P1 COMP	1		*				
4	1650-509-310-00	ADAPTER/L/PF3/8 ASSY	1		*				
5	1689-408-200-00	CONTROLLER/STEERING	1		*				
6	V203-261-001-60	BOLT/M10X16	3		*				
7	V401-160-010-00	WASHER, SP/M10	3		*				
8	1689-408-210-10	METAL/RELIEF ASSY	1		*				
9	K250-042-000-00	RELIEF VALVE ASSY	1		*				
10	V720-112-401-60	O-RING/P16	1		*				
11	1650-509-300-00	ADAPTER/PF3/8 ASSY	1		*				
12	V720-112-401-40	O-RING/P14	1		*				
13	1689-408-004-00	ADAPTER/L/R3/8-M20	1		*				
14	3768-185-014-10	ADAPTER, STRAIGHT	2		*				
15	1584-522-001-00	ADAPTER/90°	1		*				
16	V720-112-402-00	O-RING/P20	5		*				
17	V203-261-004-00	BOLT/M10X40	2		*				
18	V401-160-010-00	WASHER, SP/M10	2		*				
19	1689-408-500-00	CYLINDER ASSY	1		*				
20	1404-402-001-00	COVER, DUST	1		*				
21	1427-433-241-00	NIPPLE, GREASE/PT1/4	1		*				
22	K185-031-302-00	SEAL/ROD	1		*				
23	K185-031-303-00	SEAL/DUST	1		*				
24	1682-403-250-20	ROD/PISTON ASSY	1		*				
25	1404-402-001-00	COVER, DUST	1		*				
26	1427-433-241-00	NIPPLE, GREASE/PT1/4	1		*				
27	1672-403-003-00	PACKING/PISTON	1		*				
28	V720-113-502-90	RING/O	1		*				
29	V401-160-012-00	WASHER, SP/M12	2		*				
30	V328-262-112-00	NUT/M12X1.25	2		*				

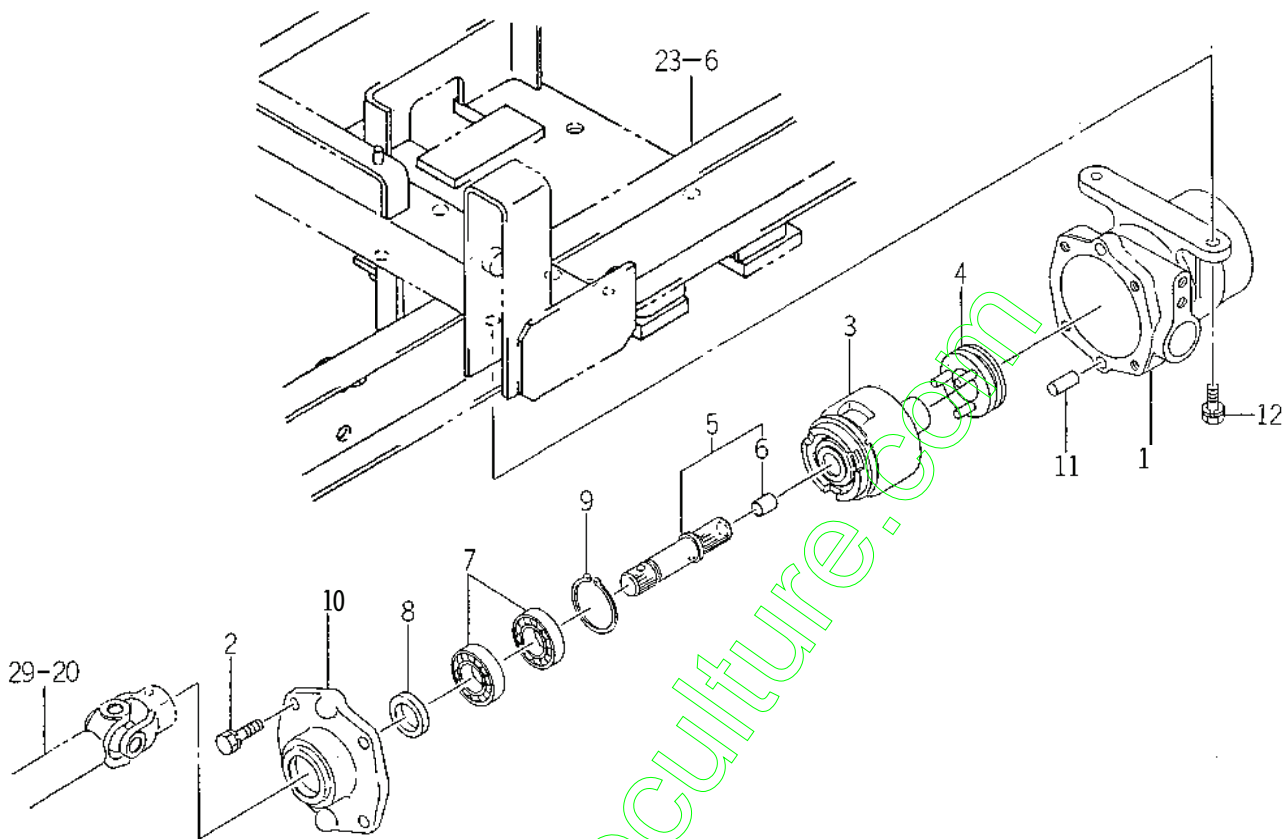
FIG. 29 4WD LEVER AND DRIVE SHAFT SYSTEM (SF230)



1689-430 -0100,1689-431 -0100

KEY	PART CODE	DESCRIPTION	S P C	TYPE OF MODEL		I T C	C O L	G R P	REMARKS
				SF200 T42M	SF230 F42M				
1	1689-430-210-10	PLATE/SHIFT COMP	*		1				
2	V720-103-502-40	O-RING/P24	*		1				
3	1689-430-001-20	PLATE/L/55X40	*		1				
4	V211-260-801-60	BOLT,SEMS (S) M8X16	*		2				
5	1560-531-020-00	SPRING/HE068	*		1				
6	1689-430-002-00	PLATE/L/25X56	*		1				
7	1689-430-003-00	PIN/STOPPER	*		1				
8	V304-260-008-00	NUT/M 8	*		2				
9	V211-260-801-60	BOLT,SEMS (S) M8X16	*		2				
10	1689-430-240-00	CABLE/4WDLOCK ASSY	*		1				
11	V411-260-008-00	WASHER,PL/M 8	*		1				
12	V500-163-001-50	PIN,SPLIT/3 X15	*		1				
13	1374-401-001-00	SPRING,CLUTCH	*		1				
14	3676-832-011-00	STOPPER/CABLE/3	*		1				
15	P113-201-007-00	TRIM/70	*		1				
16	1689-430-220-00	LEVER/4WD/LOCK COMP	*		1				
17	3761-242-017-00	GRIP	*		1				
18	1689-430-230-20	ARM/4WD/LOCK COMP	*		1				
19	V580-140-602-00	PIN,SPRING	*		1				
20	1689-431-200-00	SHAFT/DRIVE/4WD ASSY	*		1				
21	1689-431-210-00	JOINT/UNIVERSAL/A	*		1				
22	1689-431-220-00	JOINT/UNIVERSAL/B	*		1				
23	V580-140-603-20	PIN,SPRING/6 X32 W	*		2				
24		WIRE	*		2				

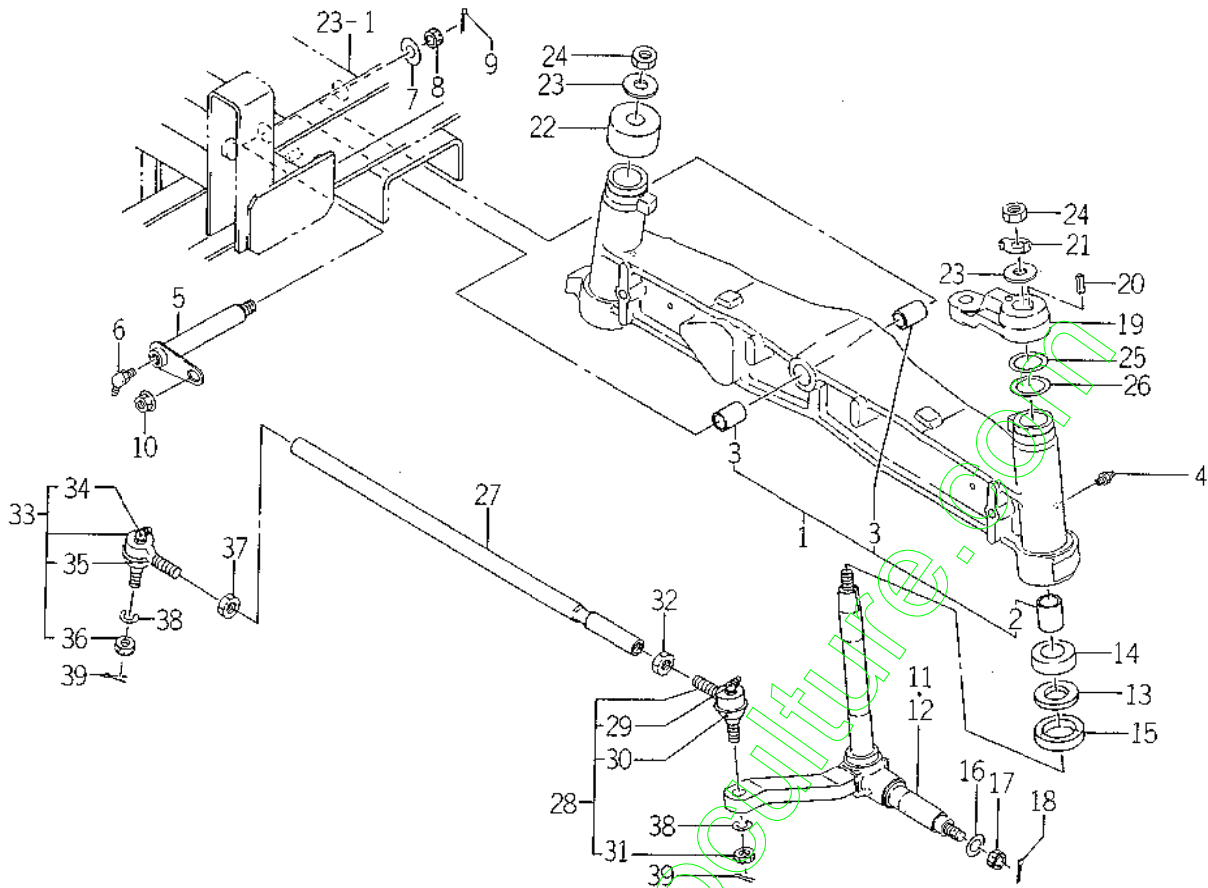
FIG. 30 4WD UNIT CASE SYSTEM (SF230)



1689-432

KEY	PART CODE	DESCRIPTION	QTY	TYPE OF MODEL		I T C	C O L	G R P	REMARKS
				SF200	SF230				
1	1689-432-002-10	CASE/4WD	1		*				
2	V211-260-802-50	BOLT/S	2		*				
3	1614-223-210-00	CLUTCH ASSY	1		*				FIG 054
4	1614-223-230-00	SLEEVE ASSY	1		*				
5	1689-432-210-00	SHAFT/INPUT ASSY	1		*				
6	1614-223-221-00	BUSH/10X12X15	1		*				
7	V600-110-620-40	BEARING, RB/6204	2		*				
8	V744-120-350-70	SEAL, OIL/TC20357	1		*				
9	V705-140-047-00	RING, SNAP/47 C	1		*				
10	1689-432-003-00	METAL/4WD	1		*				
11	V523-101-002-20	PIN	2		*				
12	V211-260-802-00	BOLT, SEMS (S)	4		*				

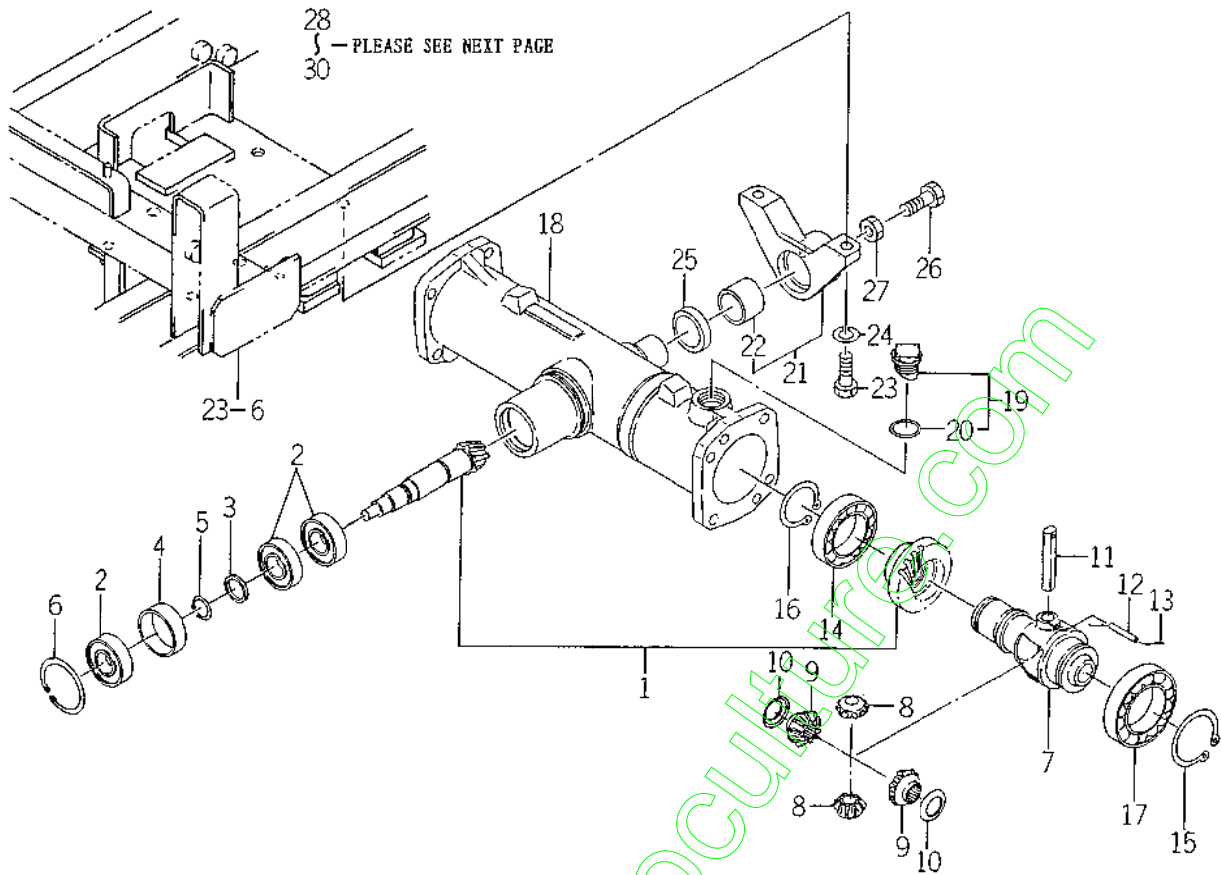
FIG. 31 REAR AXLE SYSTEM (SF200)



1689-133

KEY	PART CODE	DESCRIPTION	QTY	TYPE OF MODEL		I T C	C O L	G R P	REMARKS
				SF200	SF230				
1	1689-433-260-00	AXLE/2WD ASSY	1	*					
2	1411-401-001-00	BUSH/25X29X30	4	*					
3	1427-401-001-00	BUSH/20X24X30	2	*					
4	V760-150-000-00	NIPPLE, GREASE	2	*					
5	1689-433-220-00	PIN/PIVOT COMP	1	*					
6	V763-150-000-00	NIPPLE, GREASE/PT1/8	1	*					
7	1427-431-003-00	WASHER/13X32X3	1	*					
8	V327-262-112-00	NUT, CASTLE/M12X1.25	1	*					
9	V500-163-002-00	PIN, SPLIT/3 X20	1	*					
10	V363-260-008-00	NUT, LOCK/M8	1	*					
11	1689-433-240-10	SPINDLE/LH COMP	1	*					
12	1689-433-250-10	SPINDLE/RH COMP	1	*					
13	1419-403-001-00	COLLAR/25X42X4	2	*					
14	1681-434-001-00	BEARING/BALL/THRUST	2	*					
15	1682-434-033-00	SEAL/OIL	2	*					
16	3621-702-003-00	WASHER, PULLEY	2	*					
17	V328-262-112-00	NUT/M12X1.25	2	*					
18	V500-163-002-00	PIN, SPLIT/3 X20	2	*					
19	1689-433-003-00	ARM/KNUCKLE/LH	1	*					
20	1326-708-005-00	KEY, ROTARY TOP SHAFT	1	*					
21	1421-403-007-00	WASHER, LOCK/M12	1	*					
22	1688-433-002-00	HUB/KUCKLE	1	*					
23	1421-403-008-00	WASHER/13X35X5	2	*					
24	V304-260-012-00	NUT/M12	2	*					
25	1421-951-006-00	SHIM, A/0.5	4	*					
26	1421-951-007-00	SHIM, A/1.0	4	*					
27	1688-433-211-10	ROD/TIE	1	*					
28	1427-433-240-10	JOINT/BALL/LH ASSY	1	*					
29	1404-402-005-00	NIPPLE, GREASE	1	*					
30	1427-433-025-00	COVER, DUST	1	*					

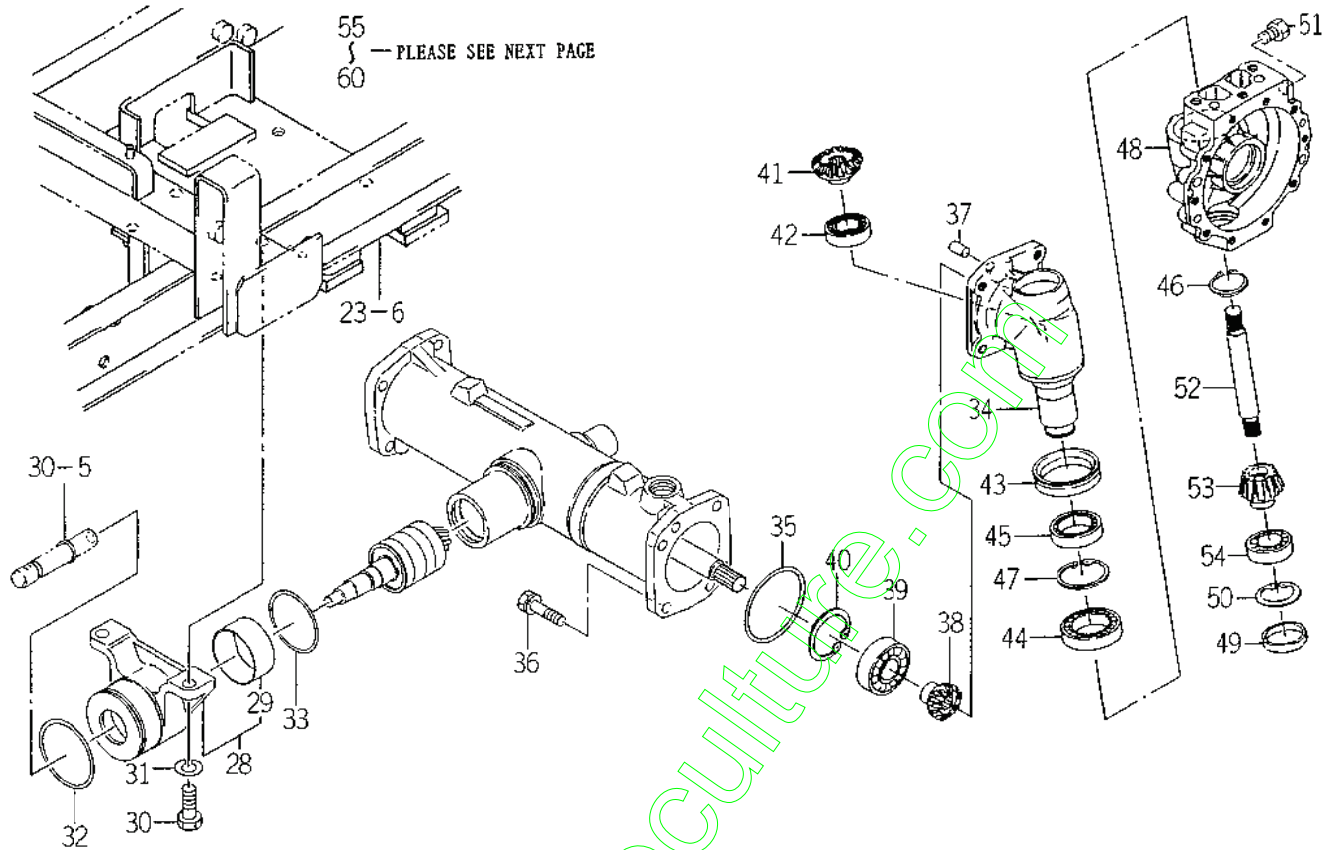
FIG. 32 REAR AXLE SYSTEM (SF230) (1/4)



1689-434

KEY	PART CODE	DESCRIPTION	QTY	TYPE OF MODEL		I T C	C O L	G R P	REMARKS
				SF200	SF230				
1	1689-434-200-00	PINION/BEVEL SET	1		*				
2	1594-221-001-00	BEARING/BALL 6205SH2	3		*				
3	1507-216-004-10	COLLAR/25X32X3	1		*				
4	1650-432-001-00	COLLAR/48X52X17	1		*				
5	V704-140-025-00	RING, SNAP/25 C	1		*				
6	V705-140-052-00	RING, SNAP/52 C	1		*				
7	1614-432-002-00	CASE/DIFF	1		*				
8	1614-432-003-00	PINION/BEVEL/11	2		*				
9	1614-432-004-00	GEAR/BEVEL/15	2		*				
10	1614-432-005-00	WASHER	2		*				
11	1614-432-006-00	PIN/12X75	1		*				
12	V580-140-502-50	PIN, SPRING/5 X25 W	1		*				
13		WIRE	1		*				
14	V600-110-601-00	BEARING, RB/6010	1		*				
15	V706-140-055-00	RING/SNAP	1		*				
16	V706-140-040-00	RING/SNAP	1		*				
17	V600-110-691-10	BEARING	1		*				
18	1672-433-001-10	HOUSING/AXLE	1		*				
19	1518-432-250-00	CAP, OIL ASSY	1		*				
20	1518-306-203-00	PACKING	1		*				
21	1612-433-200-00	METAL/PIVOT/FRONT	1		*				
22	1564-434-222-10	BUSH/35X39X26	1		*				
23	V201-361-203-00	BOLT/M12X30	2		*				
24	V401-160-012-00	WASHER, SP/M12	2		*				
25	1612-433-002-00	SEAL/OIL	1		*				
26	V201-261-203-50	BOLT/M12X35	1		*				
27	V304-260-012-00	NUT/M12	1		*				
28	1689-434-210-00	METAL/PIVOT/FRONT	1		*				
29	1614-433-212-00	BUSH/62X67X30	1		*				
30	V201-361-203-00	BOLT/M12X30	2		*				

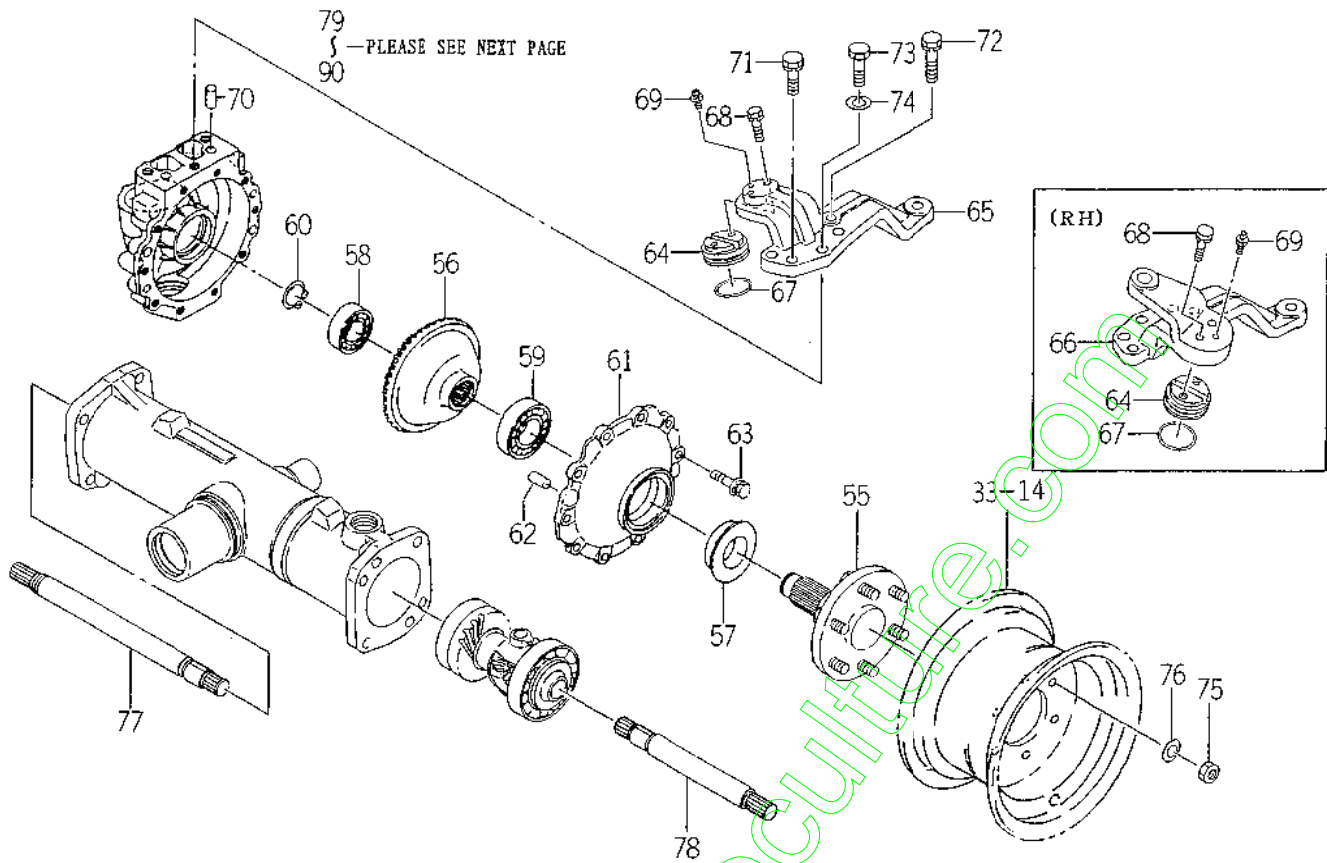
FIG. 32 REAR AXLE SYSTEM (SF230) (2/4)



1689-434

KEY	PART CODE	DESCRIPTION	QTY	TYPE OF MODEL		I T C	C O L	G R P	REMARKS
				SF200	SF230				
31	V401-160-012-00	WASHER, SP/M12	2		*				
32	V721-103-107-50	O-RING/G75	1		*				
33	V721-103-107-00	O-RING/G70	1		*				
34	1689-434-001-10	CASE/FINAL	2		*				
35	V721-103-109-00	O-RING/G90	2		*				
36	V211-561-003-00	BOLT/M10X30	8		*				
37	V523-101-002-40	PIN	4		*				
38	1672-434-002-00	GEAR/BEVEL/11	2		*				
39	V600-110-630-50	BEARING, RB/6305	2		*				
40	V707-140-062-00	RING/SNAP	2		*				
41	1672-434-003-00	GEAR/BEVEL/15	2		*				
42	V600-110-600-50	BEARING, RB/6005	2		*				
43	1488-413-023-10	SEAL, OIL	2		*				
44	V600-110-690-70	BEARING	2		*				
45	V600-110-600-80	BEARING, RB/6008	2		*				
46	V704-140-035-00	RING, SNAP/35 C	2		*				
47	V707-140-055-00	RING/SNAP	2		*				
48	1672-434-011-00	CASE/FINAL	2		*				
49	1564-201-003-00	CAP/SEAL/47	2		*				
50	V705-140-047-00	RING, SNAP/47 C	2		*				
51	7955-201-026-00	PLUG, DRAIN (1/4)	4		*				
52	1612-434-006-00	SHAFT	2		*				
53	1612-434-007-00	GEAR/BEVEL/12	2		*				
54	V600-110-600-50	BEARING, RB/6005	2		*				
55	1689-434-240-00	SHAFT/WHEEL/REA COMP	2		*				
56	1612-434-008-00	GEAR/BEVEL/47	2		*				
57	1491-434-017-00	SEAL/QLNY35571116	2		*				
58	V600-110-620-50	BEARING, RB/6205	2		*				
59	V600-110-620-60	BEARING, RB/6206	2		*				
60	V704-140-025-00	RING, SNAP/25 C	2		*				

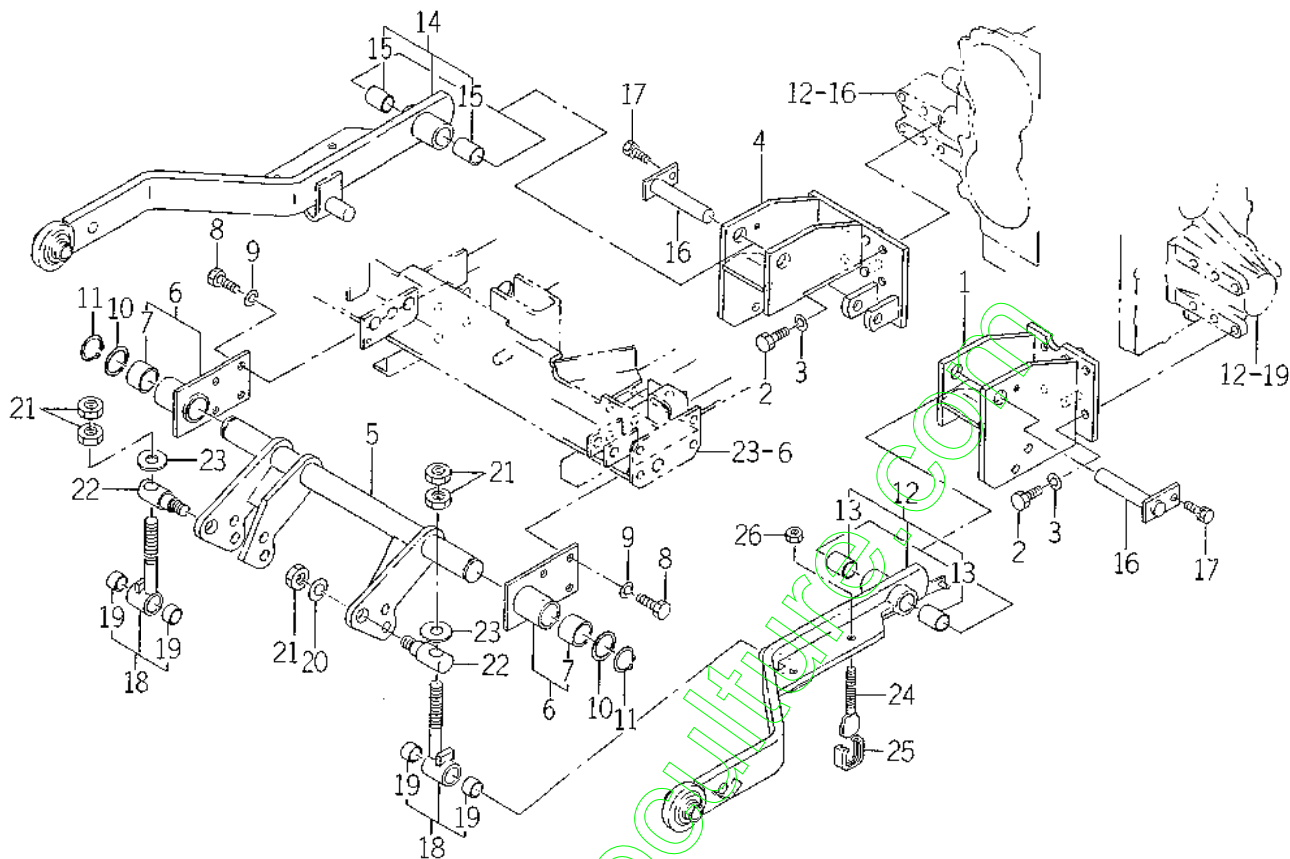
FIG. 32 REAR AXLE SYSTEM (SF230) (3/4)



1685-434

KEY	PART CODE	DESCRIPTION	QTY	TYPE OF MODEL		I T C	C O L	G R P	REMARKS
				SF230	SF230				
61	1612-434-009-00	COVER/WHEEL	2		*				
62	V523-101-002-40	PIN	4		*				
63	V211-360-802-50	BOLT, SEMS	20		*				
64	1682-434-006-30	PIN/47X19	2		*				
65	1689-434-002-00	ARM/KNUCKLE/LH	1		*				
66	1689-434-003-00	ARM/KNUCKLE/RH	1		*				
67	V720-103-504-10	O-RING /P41	2		*				
68	V211-560-803-00	BOLT/M8X30	4		*				
69	V762-150-000-00	NIPPLE, GREASE/B-M6F	2		*				
70	V523-101-002-40	PIN	4		*				
71	V211-561-003-00	BOLT/M10X30	2		*				
72	V211-561-003-50	BOLT/S	2		*				
73	V201-381-003-0B	BOLT/SEAL	2		*				
74	V401-160-010-00	WASHER, SP/M10	2		*				
75	V304-460-010-00	NUT/M10	12		*				
76	V401-160-010-00	WASHER, SP/M10	12		*				
77	1617-435-002-00	SHAFT	1		*				
78	1614-435-004-00	SHAFT	1		*				
79	1689-434-221-00	ROD/TIE	1		*				
80	1427-433-240-10	JOINT/BALL/LH ASSY	1		*				
81	1404-402-005-00	NIPPLE, GREASE	1		*				
82	1427-433-025-00	COVER, DUST	1		*				
83	V327-262-110-00	NUT/M10X1.25	1		*				
84	V500-162-502-50	PIN, SPLIT/2.5X25	1		*				
85	1427-433-023-00	NUT/LD THREAD	1		*				
86	1427-433-250-10	JOINT/BALL/RH ASSY	1		*				
87	1404-402-005-00	NIPPLE, GREASE	1		*				
88	1427-433-025-00	COVER, DUST	1		*				
89	V327-262-110-00	NUT/M10X1.25	1		*				
90	V500-162-502-50	PIN, SPLIT/2.5X25	1		*				

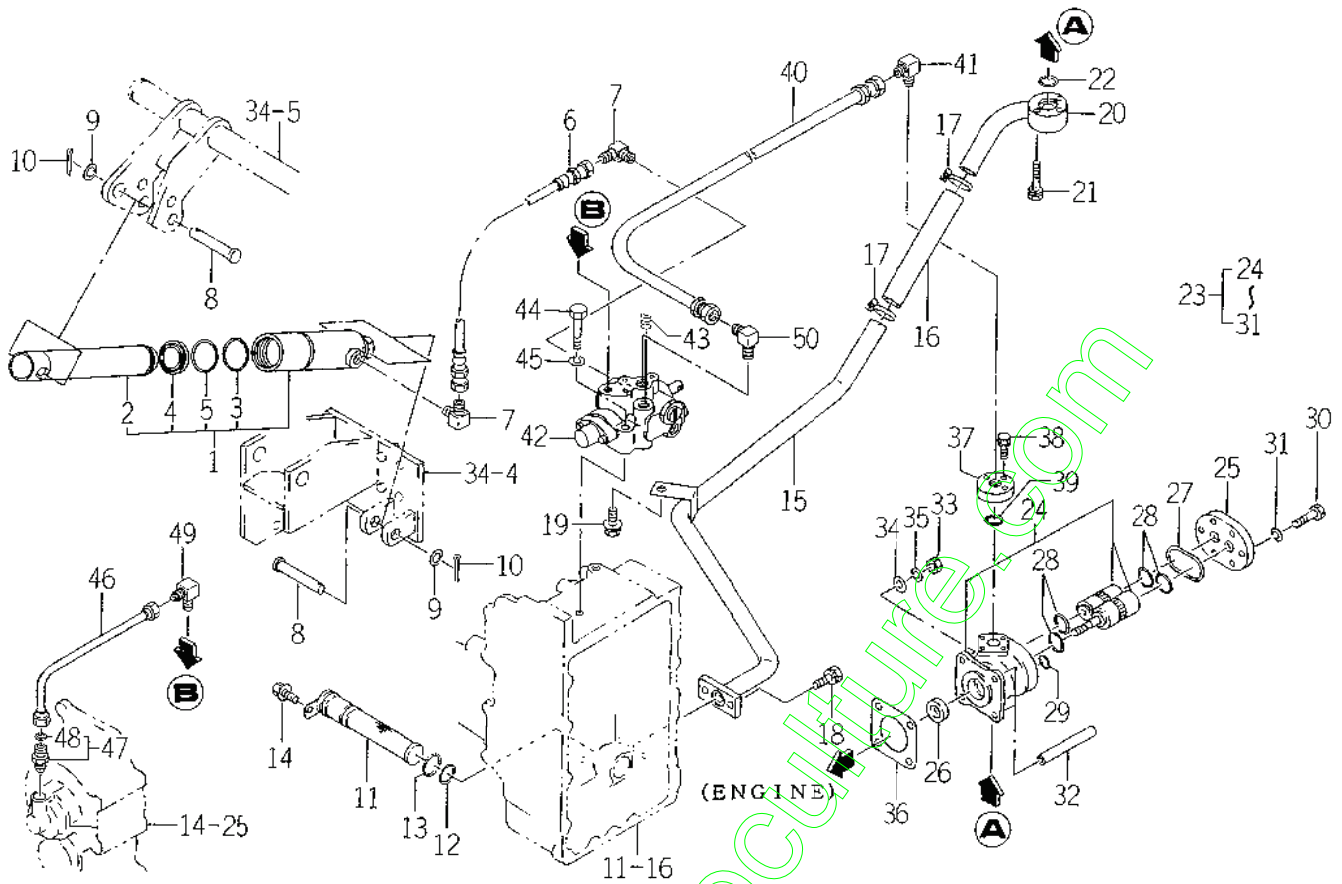
FIG. 34 LIFT LINK SYSTEM



1689-501

KEY	PART CODE	DESCRIPTION	QTY	TYPE OF MODEL		I T C	C O L	G R P	REMARKS
				SF200	SF230				
1	1689-501-200-20	BRACKET/MOWER/L COMP	1	*	*				
2	V201-361-202-50	BOLT/M12X25	8	*	*				
3	V401-160-012-00	WASHER, SP/M12	8	*	*				
4	1689-501-230-10	BRACKET/MOWER/R COMP	1	*	*				
5	1689-501-240-10	SHAFT/LIFT COMP	1	*	*				
6	1689-501-280-00	HOLDER/SHAFT ASSY	2	*	*				
7	1689-501-281-00	BUSH/30X34X25	4	*	*				
8	V201-361-202-50	BOLT/M12X25	8	*	*				
9	V401-160-012-00	WASHER, SP/M12	8	*	*				
10	1689-501-001-00	WASHER/30X45X2	2	*	*				
11	V704-140-030-00	RING, SNAP/30 C	2	*	*				
12	8595-510-390-00	ARM/LH ASSY	1	*	*				
13	8595-510-391-00	BUSH/20X23X30	2	*	*				
14	8595-510-400-00	ARM/RO ASSY	1	*	*				
15	8595-510-391-00	BUSH/20X23X30	2	*	*				
16	8595-510-370-00	PIN COMP	2	*	*				
17	V211-561-002-00	BOLT/M10X20	2	*	*				
18	8595-510-440-00	ROD/LIFT ASSY	2	*	*				
19	8595-510-441-00	BUSH/20X23X15	4	*	*				
20	V401-160-016-00	WASHER, SP/M16	2	*	*				
21	V304-460-016-00	NUT/M16	6	*	*				
22	8595-510-006-10	BOLT/M16	2	*	*				
23	8654-510-012-10	WASHER/16X40X05	2	*	*				
24	8595-608-870-00	STOPPER COMP	2	*	*				
25	1593-101-012-00	STOPPER	2	*	*				
26	V304-260-012-00	NUT/M12	2	*	*				

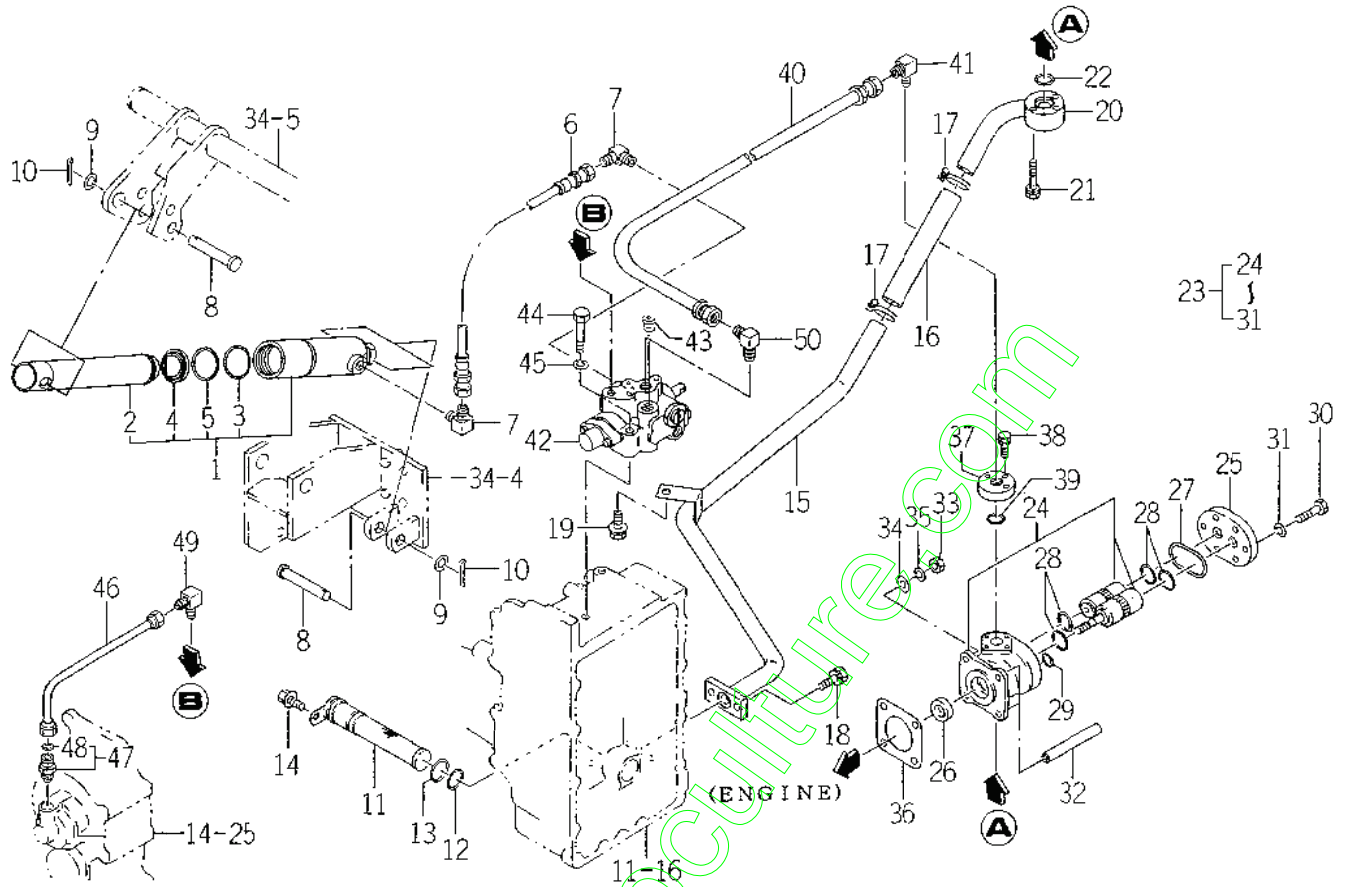
FIG. 35 LIFT PIPING SYSTEM (SF200)



1686-502

KEY	PART CODE	DESCRIPTION	QTY	TYPE OF MODEL		I T C	C O L	G R P	REMARKS
				SF200	SF230				
1	K182-015-000-00	CYLINDER ASSY	1	*					
2	K182-012-001-00	PISTON	1	*					
3	K182-007-002-00	PISTON STOPPER SET	1	*					
4	V793-142-480-60	DUST SEAL SET 42	1	*					
5	V724-124-304-20	PACKING PS-42	1	*					
6	3650-837-210-00	HOSE/HYDRO/460	1	*					
7	3768-185-022-10	ADAPTER (90°/PUMP)	2	*					
8	1689-502-001-00	PIN/14X80	2	*					
9	V411-260-014-00	WASHER/PL/M14	2	*					
10	V500-163-003-00	PIN, SPLIT/3X30	2	*					
11	1435-201-220-00	FILTER, SUCTION (HST)	1	*					
12	V720-103-502-40	O-RING/P24	1	*					
13	V720-103-502-60	O-RING/P26	1	*					
14	V211-360-801-60	BOLT, SEMS (SP)	1	*					
15	1689-502-220-00	PIPE/SUCTION COMP	1	*					
16	3656-355-001-00	HOSE/19X29X170	1	*					
17	J061-224-032-00	CLAMP/WIRE/24-32	2	*					
18	V211-260-802-50	BOLT/S	2	*					
19	V211-360-802-00	BOLT (SP) M8X20	1	*					
20	1689-502-210-00	FLANGE/SUCTION COMP	1	*					
21	V210-560-604-00	BOLT/S	3	*					
22	V720-102-402-00	O-RING/P20	2	*					
23	K135-023-000-00	PUMP GEAR ASSY	1	*					
24	K135-023-100-00	GEAR PUMP SET	1	*					
25	K135-017-006-00	COVER, PUMP	1	*					
26	V744-114-280-70	SEAL, OIL	1	*					
27	V721-113-105-00	O-RING HS90 G50	1	*					
28	V720-112-402-20	O-RING/P22	4	*					
29	V720-111-900-60	O-RING P6 HS90	1	*					
30	K135-002-009-00	BOLT/M8X28 11T	6	*					

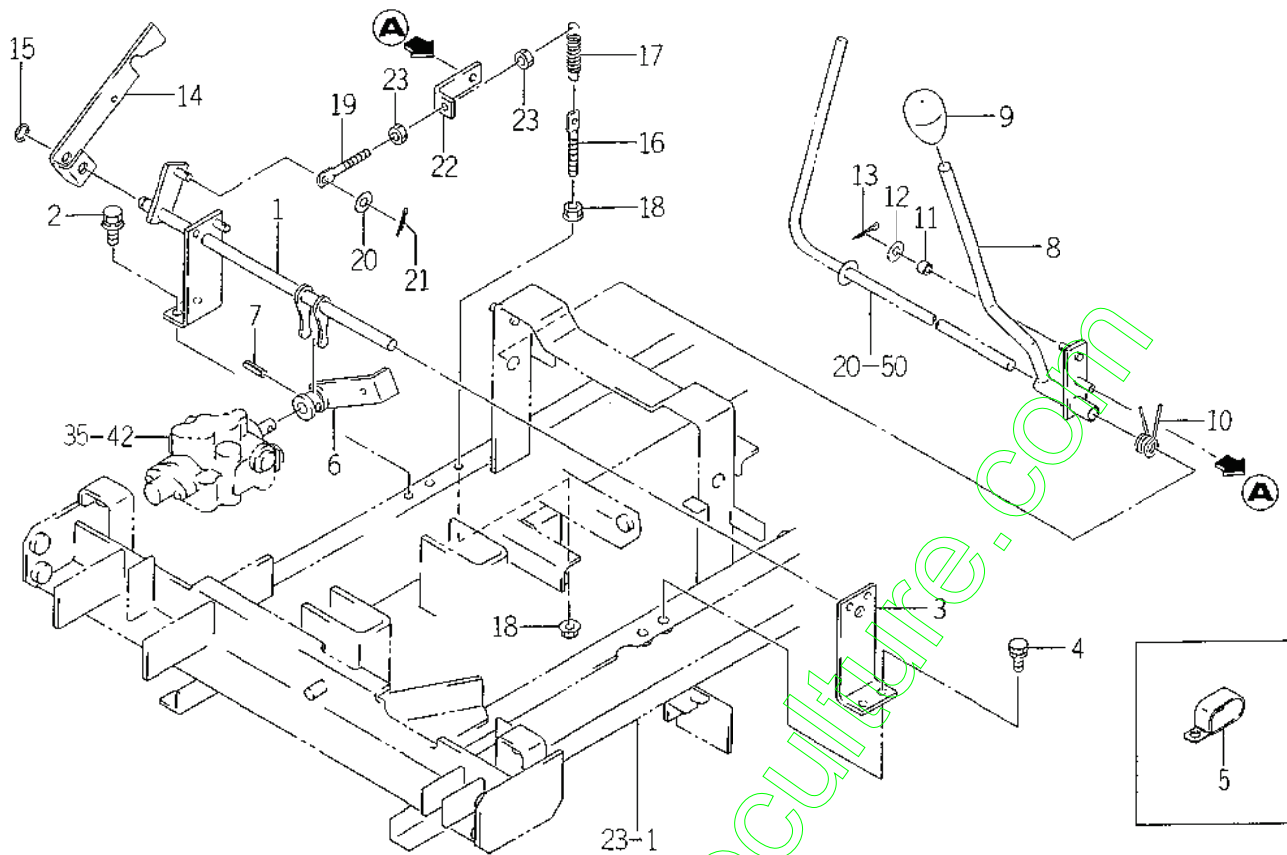
FIG. 35 LIFT PIPING SYSTEM (SF200)



1689-5C2

KEY	PART CODE	DESCRIPTION	QTY	TYPE OF MODEL		I T C	C O L	G R P	REMARKS
				SF200	SF230				
31	V401-170-008-00	S. W	6	*					
32	1560-515-004-40	NUT/M8	2	*					
33	V304-260-008-00	NUT/M 8	2	*					
34	V411-260-008-00	WASHER-PI/M 8	4	*					
35	V401-160-008-00	WASHER, SP/M 8	4	*					
36	1404-503-006-00	PACKING, OIL PUMP	1	*					
37	1689-502-005-10	FLANGE/PUMP	1	*					
38	V210-560-602-50	BOLT/S	3	*					
39	V720-102-402-00	O-RING/P20	1	*					
40	1689-502-003-00	HOSE/HYDRO/1300	1	*					
41	1584-522-001-00	ADAPTER/90°	1	*					
42	K211-042-000-10	CONTROL VALVE ASSY	1	*					FIG 053
43	V780-140-000-60	PLUG/SCREW/SEAL	1	*					
44	V201-261-005-00	BOLT/M10X50	2	*					
45	V401-160-010-00	WASHER, SP/M10	2	*					
46	1689-502-230-00	PIPE/PTO COMP	1	*					
47	1650-509-280-00	ADAPTER/PF1/4 ASSY	1	*					
48	V720-112-401-10	RING/O	1	*					
49	3805-352-002-00	ADAPTER/O-/R1/4XM16	1	*					
50	3631-353-002-10	ADAPTER	1	*					

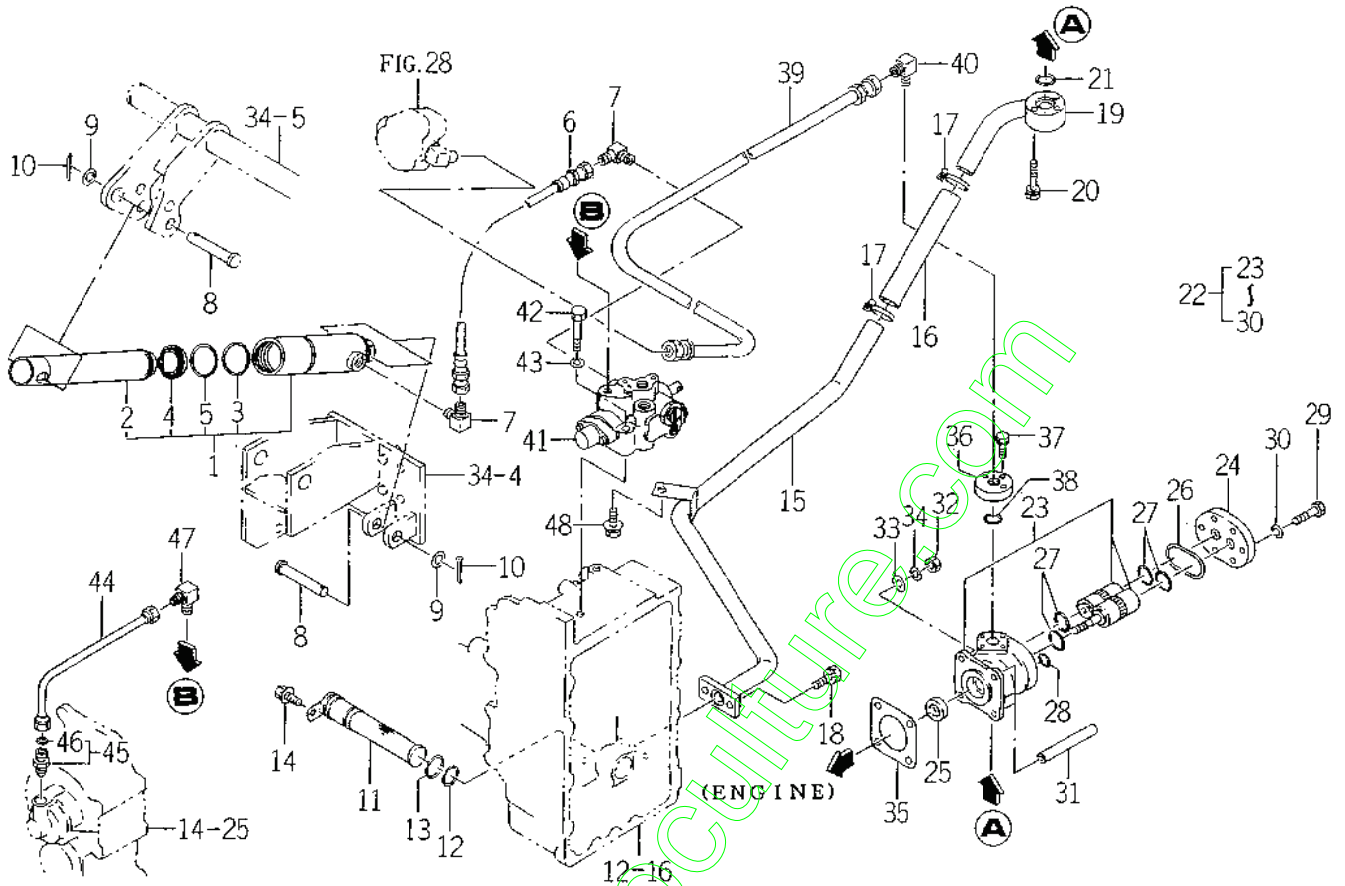
FIG. 36 LIFT LEVER SYSTEM



1686-503

KEY	PART CODE	DESCRIPTION	QTY	TYPE OF MODEL		I T C	C O L	G R P	REMARKS
				SF200	SF230				
1	1689-503-270-00	SHIFTER/SPPOOL COMP	1	*	*				
2	V211-360-802-00	BOLT (SP) M8X20	2	*	*				
3	1689-503-001-00	PLATE/L/50X128	1	*	*				
4	V211-260-802-00	BOLT, SEMS (S)	2	*	*				
5	3650-261-001-00	CLAMP/25X50	1	*	*				
6	1689-503-260-00	HUB/SPPOOL COMP	1	*	*				
7	V580-140-802-00	PIN/SPRING	1	*	*				
8	1689-503-280-10	LEVER/LIFT COMP	1	*	*				
9	1544-219-005-00	KNOB LEVER/12	1	*	*				
10	1636-504-005-10	SPRING/BT021	1	*	*				
11	1689-272-002-00	HUB/08X12X12	1	*	*				
12	V411-260-008-00	WASHER, PL/M 8	1	*	*				
13	V500-162-501-50	PIN, SPLIT/2.5X15	1	*	*				
14	1689-503-002-00	PLATE/NEUTRAL	1	*	*				
15	V710-140-010-00	RING, SNAP/E10	1	*	*				
16	3104-210-213-00	ROD/M08X67	1	*	*				
17	1104-410-007-00	SPRING/HE074	1	*	*				
18	V363-260-008-00	NUT, LOCK/M8	2	*	*				
19	3652-285-001-00	BOLT	1	*	*				
20	V411-260-008-00	WASHER, PL/M 8	1	*	*				
21	V500-163-001-50	PIN, SPLIT/3 X15	1	*	*				
22	1636-271-004-00	PLATE/L/22X60	1	*	*				
23	V304-260-008-00	NUT/M 8	2	*	*				

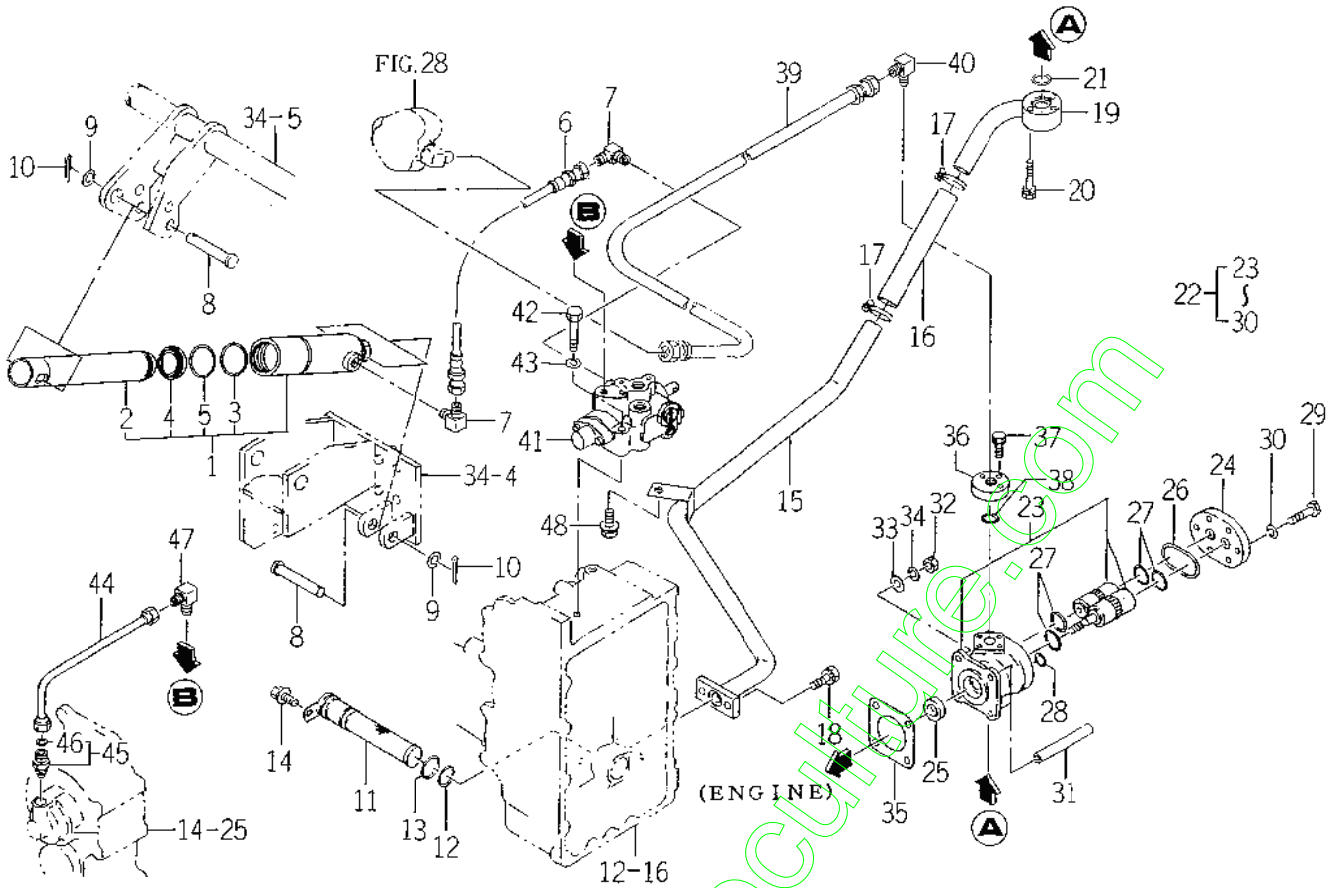
FIG. 37 LIFT PIPING SYSTEM (SF230)



1689-304

KEY	PART CODE	DESCRIPTION	QTY	TYPE OF MODEL		I T C	C O L	G R P	REMARKS
				SF200	SF230				
1	K182-015-000-00	CYLINDER ASSY	1		*				
2	K182-012-001-00	PISTON	1		*				
3	K182-007-002-00	PISTON STOPPER SET	1		*				
4	V793-142-480-60	DUST SEAL SER42	1		*				
5	V724-124-304-20	PACKING PS-42	1		*				
6	3650-837-210-00	HOSE/HYDRO/460	1		*				
7	3768-185-022-10	ADAPTER (90° /PUMP)	2		*				
8	1689-502-001-00	PIN/14X80	2		*				
9	V411-260-014-00	WASHER, PL/M14	2		*				
10	V500-163-003-00	PIN, SPLIT/3X30	2		*				
11	1435-201-220-00	FILTER, SUCTION (HST)	1		*				
12	V720-103-502-40	O-RING/P24	1		*				
13	V720-103-502-60	O-RING/P26	1		*				
14	V211-360-801-60	BOLT, SEMS (SP)	1		*				
15	1689-502-220-00	PIPE/SUCTION COMP	1		*				
16	3656-355-001-00	HOSE/19X29X170	1		*				
17	J061-224-032-00	CLAMP/WIRE/24-82	2		*				
18	V211-260-802-50	BOLT/S	2		*				
19	1689-502-210-00	FLANGE/SUCTION COMP	1		*				
20	V210-560-604-00	BOLT/S	3		*				
21	V720-102-402-00	O-RING/P20	2		*				
22	K135-023-000-00	PUMP GEAR ASSY	1		*				
23	K135-023-100-00	GEAR PUMP SET	1		*				
24	K135-017-006-00	COVER, PUMP	1		*				
25	V744-114-280-70	SEAL, OIL	1		*				
26	V721-113-105-00	O-RING HS90 G50	1		*				
27	V720-112-402-20	O-RING/P22	4		*				
28	V720-111-900-60	O-RING PG HS90	1		*				
29	K135-002-009-00	BOLT/M8X28 11T	6		*				
30	V401-170-008-00	S. W	6		*				

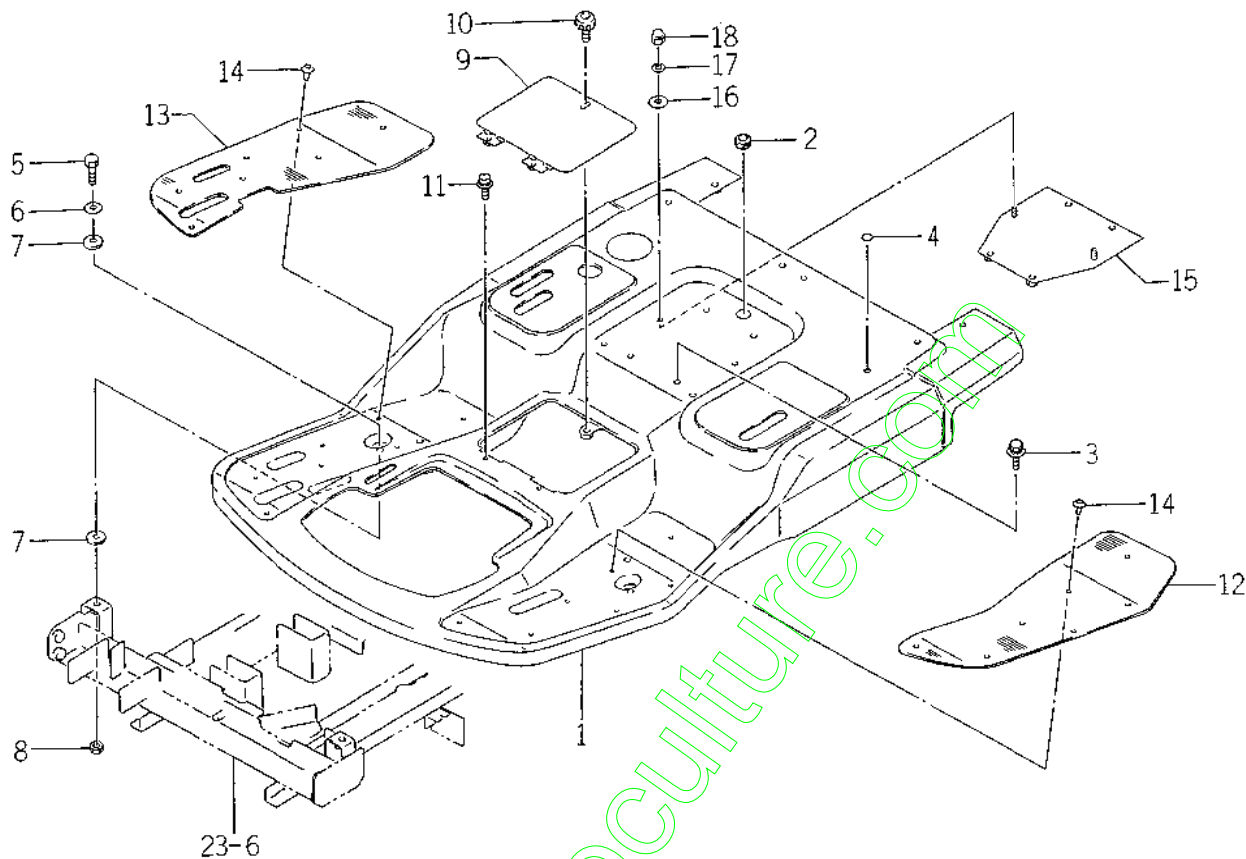
FIG. 37 LIFT PIPING SYSTEM (SF230)



1689-304

KEY	PART CODE	DESCRIPTION	QTY	TYPE OF MODEL		I T C	C O L	G R P	REMARKS
				SF200	SF230				
31	1560-515-004-40	NUT/M8	2		*				
32	V304-260-008-00	NUT/M 8	2		*				
33	V411-260-008-00	WASHER, PL/M 8	4		*				
34	V401-160-008-00	WASHER, SP/M 8	4		*				
35	1404-503-006-00	PACKING, OIL PUMP	1		*				
36	1689-502-005-10	FLANGE/PUMP	1		*				
37	V210-560-602-50	BOLT/S	3		*				
38	V720-102-402-00	O-RING/P20	1		*				
39	1689-504-001-10	HOSE/HYDRO/1550	1		*				
40	1584-522-001-00	ADAPTER/90°	1		*				
41	K211-042-000-10	CONTROL VALVE ASSY	1		*				FIG 053
42	V201-261-005-00	BOLT/M10X50	2		*				
43	V401-160-010-00	WASHER, SP/M10	2		*				
44	1689-502-230-00	PIPE/PTO COMP	1		*				
45	1650-509-280-00	ADAPTER/PFI/4 ASSY	1		*				
46	V720-112-401-10	RING/O	1		*				
47	3805-352-002-00	ADAPTER/O-/R1/4XM16	1		*				
48	V211-360-802-00	BOLT/SP	1		*				

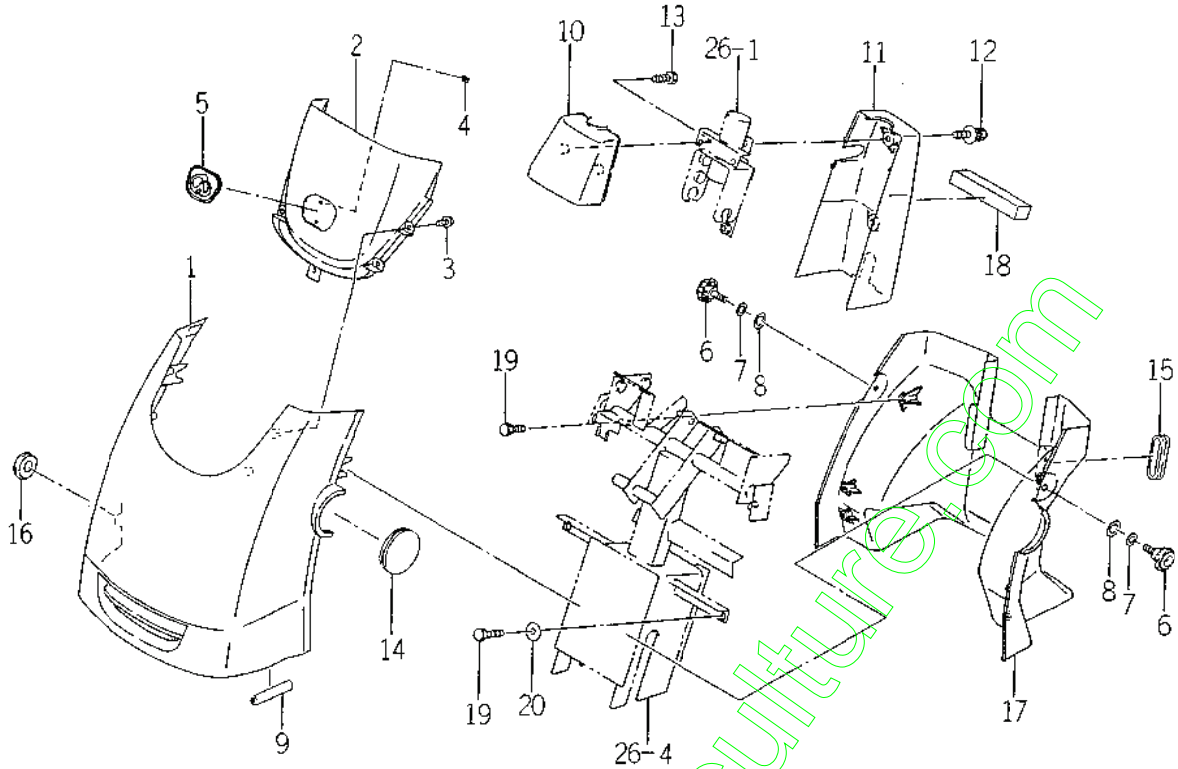
FIG. 40 FENDER SYSTEM (SF230)



1659-603A

KEY	PART CODE	DESCRIPTION	QTY	TYPE OF MODEL		I T C	C O L	G R P	REMARKS
				SF200	SF230				
1	1689-603-210-20	FENDER COMP	1		*		4G		
2	3650-432-014-00	GROMMET	1		*				
3	V211-360-801-60	BOLT, SEMS (SP)	4		*				
4	8935-069-051-10	PATCH SEAL/A	1		*				
5	V201-260-803-00	BOLT/M 8X30	2		*				
6	V411-260-008-00	WASHER, PL/M 8	2		*				
7	1593-612-005-00	INSULATOR/10X30X03	4		*				
8	V304-260-008-00	NUT/M 8	2		*				
9	1689-603-220-10	COVER/FENDER COMP	1		*		4G		
10	3623-820-013-00	KNOB, SET/12	1		*				
11	V120-376-001-20	SCREW/SP	2		*				
12	1689-604-001-00	MAT/LH	1		*				
13	1689-603-005-00	MAT/RH	1		*				
14	1636-611-011-00	RIVET/SCREW ASSY	14		*				
15	1689-603-230-00	PLATE/I/230X230 COMP	1		*				
16	V411-260-008-00	WASHER, PL/M 8	2		*				
17	V401-160-008-00	WASHER, SP/M 8	2		*				
18	V341-120-008-00	NUT, CAP/M 8	2		*				

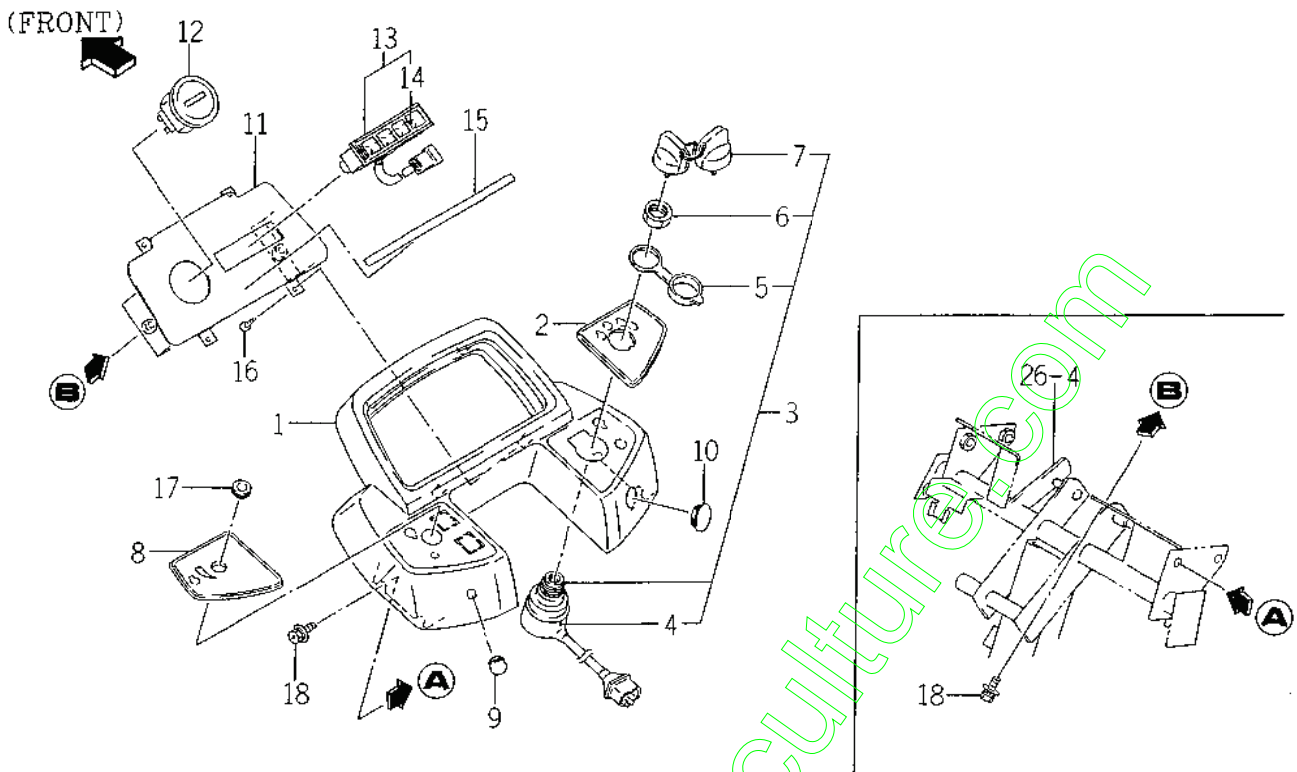
FIG. 41 POST COVER SYSTEM (SF200)



1689-C31

KEY	PART CODE	DESCRIPTION	QTY	TYPE OF MODEL		I T C	C O L	G R P	REMARKS
				SF200	SF230				
1	1689-611-201-00	BONNET ASSY	1	*					
2	2175-506-008-10	PANEL/HOOD/UNDER	1	*					
3	2175-501-201-00	SCREW/6X12	4	*					
4	V350-160-005-00	NUT, SPEED	1	*					
5	3533-901-012-00	ORNAMENT/ISEKI	1	*					
6	2144-508-310-10	KNOB/38	2	*					
7	V401-160-008-00	WASHER, SP/M 8	2	*					
8	V411-260-008-00	WASHER, PL/M 8	2	*					
9	3805-201-013-00	PAD/69	2	*					
10	2175-506-003-00	COVER/COLUMN/FRONT	1	*					
11	2175-506-004-00	COVER/COLUMN/REAR	1	*					
12	2144-501-011-10	BOLT/M6X16X16	2	*					
13	2161-506-005-00	SCREW/TAPPING/6X16	2	*					
14	1689-611-002-00	PLUG/64	1	*					
15	1689-611-003-00	PLUG/COVER	1	*					
16	1689-611-004-00	PLUG/40	1	*					
17	2175-507-001-10	PLATE	1	*					
18	1689-611-005-00	INSULATOR/30X30X135	1	*					
19	2161-506-005-00	SCREW/TAPPING/6X16	4	*					
20	V411-260-006-00	WASHER / M6	2	*					

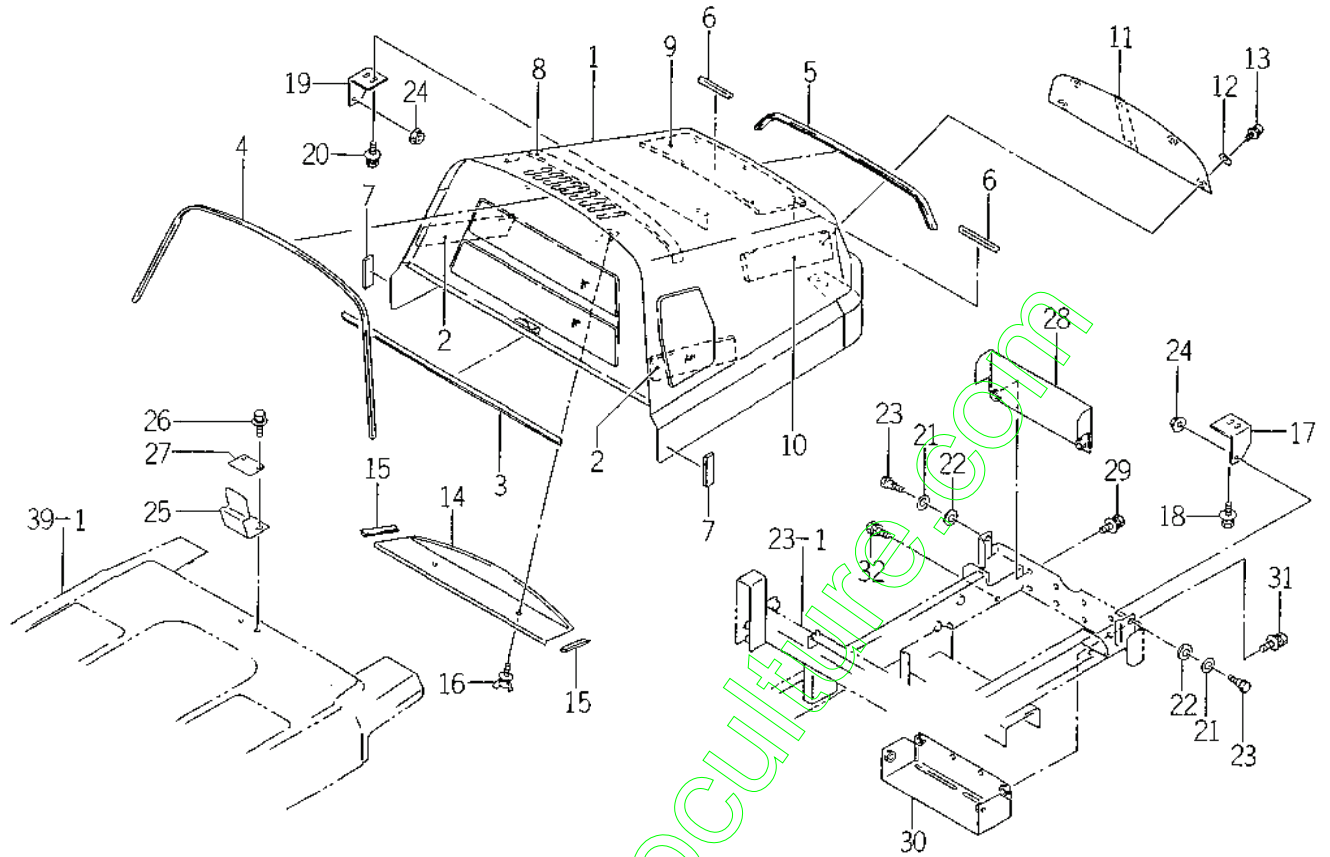
FIG. 43 POST PANEL SYSTEM



1689-613

KEY	PART CODE	DESCRIPTION	QTY	TYPE OF MODEL		I T C	C O L	G R P	REMARKS
				SF200	SF230				
1	1689-613-201-00	PANEL/HOOD/UPPER	1	*	*				
2	1689-613-202-00	PANEL/STARTER	1	*	*				
3	1593-621-250-10	SWITCH (STARTER) ASSY	1	*	*				
4	1593-621-252-00	COVER	1	*	*				
5	1444-621-311-00	CAP	1	*	*				
6	1444-621-312-00	NUT. RING/M28X1.0	1	*	*				
7	3614-261-002-00	KEY ASSY	1	*	*				
8	1689-613-206-00	PANEL/THROTTLE	1	*	*				
9	1689-613-203-00	CAP/10	1	*	*				
10	1689-613-204-00	CAP/23	1	*	*				
11	1689-613-220-10	PLATE/MONITOR COMP	1	*	*				
12	1689-613-260-00	METER/HOUR ASSY	1	*	*				
13	1689-613-240-00	LAMP/MONITOR ASSY	1	*	*				
14	3650-270-214-00	BULB	4	*	*				
15	1689-613-211-00	ORNAMENT/MONITOR	1	*	*				
16	V195-164-008-10	SCREW/TAPPING	4	*	*				
17	1427-621-012-00	GROMMET	1	*	*				
18	2144-501-011-10	BOLT/M6X16X16	6	*	*				

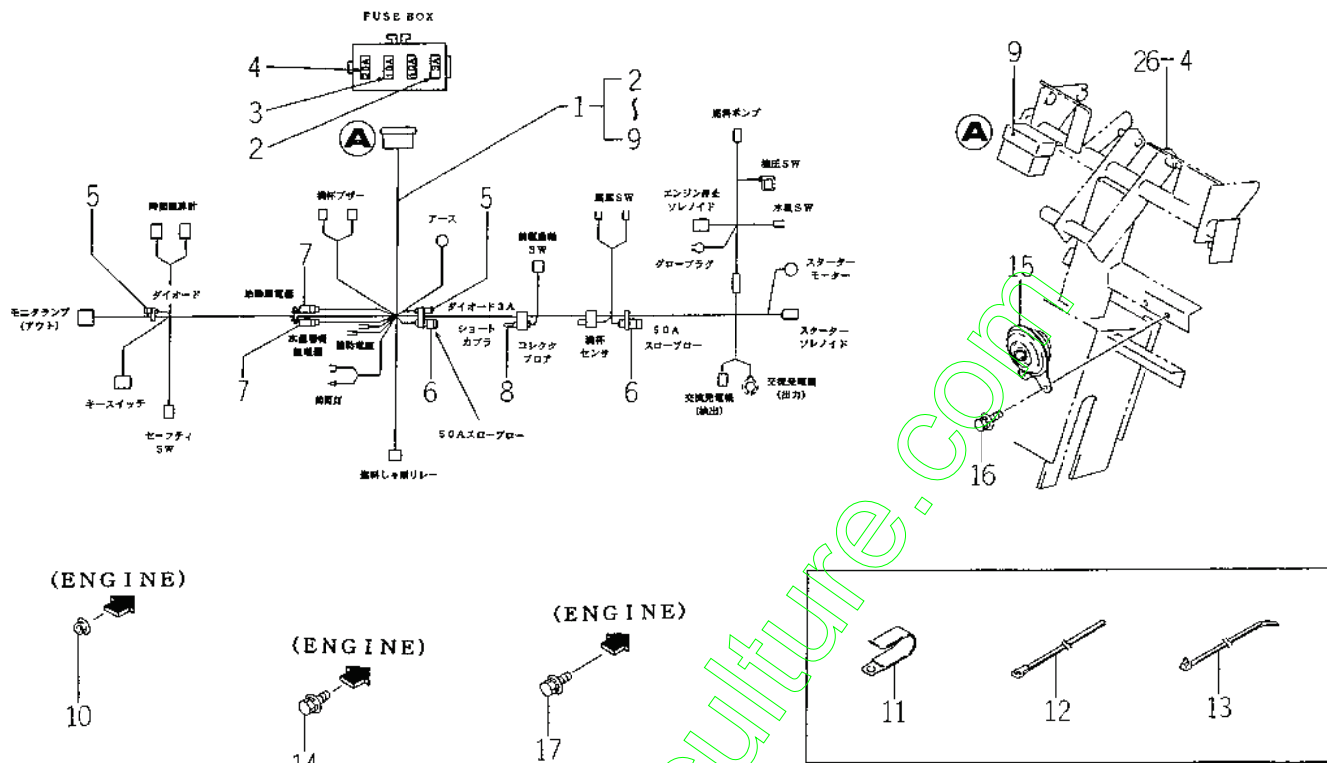
FIG. 44 HOOD SYSTEM



1689-621

KEY	PART CODE	DESCRIPTION	QTY	TYPE OF MODEL		I T C	C O L	G R P	REMARKS
				SF200	SF230				
1	1689-621-220-00	HOOD COMP	1	*	*		4G		
2	1689-621-011-00	INSULATOR/50X270	2	*	*				
3	1689-621-012-00	INSULATOR/730	1	*	*				
4	1689-621-013-00	TRIM/1240	1	*	*				
5	1689-621-014-10	TRIM/710	1	*	*				
6	1689-102-012-00	TRIM/110	2	*	*				
7	1689-621-015-00	INSULATOR/20X90	2	*	*				
8	1689-621-017-00	INSULATOR/30X600	1	*	*				
9	1689-621-018-00	INSULATOR/HOOD	1	*	*				
10	1689-621-019-00	INSULATOR/MUFFLER	1	*	*				
11	1689-621-260-10	NET/REAR COMP	1	*	*				
12	1593-601-073-00	WASHER/06X16X01	6	*	*				
13	V120-376-002-00	SCREW/SP	6	*	*				
14	1689-621-006-00	NET/F/UPPER	1	*	*				
15	1689-621-016-00	INSULATOR/100	2	*	*				
16	V273-360-802-00	BOLT, SEMS/M8X20	1	*	*				
17	1689-621-001-00	PIVOT/LH	1	*	*				
18	V211-360-802-00	BOLT(SP) M8X20	2	*	*				
19	1689-621-002-00	PIVOT/RH	1	*	*				
20	V211-360-802-00	BOLT(SP) M8X20	2	*	*				
21	V411-260-012-00	WASHER /M12	2	*	*				
22	1689-621-007-00	WASHER/12X26X04	2	*	*				
23	1689-621-008-00	BOLT	2	*	*				
24	2502-601-005-00	NUT/CONICALWASHER	2	*	*				
25	1689-621-003-00	PLATE/LOCK	1	*	*				
26	V211-360-802-00	BOLT(SP) M8X20	2	*	*				
27	1689-621-009-00	PLATE/I/50X70	1	*	*				
28	1689-621-240-10	COVER/REAR COMP	1	*	*				
29	V211-361-002-50	BOLT/SP	2	*	*				
30	1689-621-250-00	COVER/ENGINE COMP	1	*	*				

FIG. 45 HARNESS SYSTEM



1689-623

KEY	PART CODE	DESCRIPTION	QTY	TYPE OF MODEL		I T C	C O L	G R P	REMARKS
				SF200	SF230				
1	1689-623-200-20	HARNESS/MAIN ASSY	1	*	*				
2	1575-623-009-00	FUSE/32V03A	1	*	*				
3	1575-623-010-00	FUSE/32V10A	2	*	*				
4	1593-623-203-00	FUSE/32V20A	1	*	*				
5	3650-262-202-00	DIODE/3.0A	2	*	*				
6	1614-690-202-00	FUSE/SLOWBLOW	2	*	*				
7	2500-623-220-00	RELAY/4P ASSY	2	*	*				
8	1593-623-504-00	SHORT COUPLER/REAR/P	1	*	*				
9	1593-623-503-00	CAP. FUSE BOX	1	*	*				
10	V361-260-006-00	NUT	1	*	*				
11	3737-172-011-00	CLAMP, HARNESS	2	*	*				
12	1342-402-006-00	BAND, WIRE/250	10	*	*				
13	1560-695-015-00	CLAMP	2	*	*				
14	V211-360-802-00	BOLT (SP) M8X20	1	*	*				
15	3656-271-290-10	HORN ASSY	1	*	*				
16	V210-360-601-60	BOLT (SP) /M6X16	2	*	*				
17	V211-360-802-00	BOLT (SP) M8X20	1	*	*				

FIG. 46 ORNAMENT



1 (SF 200)
9 (SF 230)



2 (SF 200)
10 (SF 230)




3 (SF 200)



4 (SF 200)



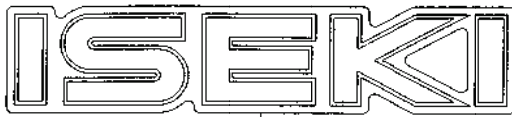
11 (SF 230)



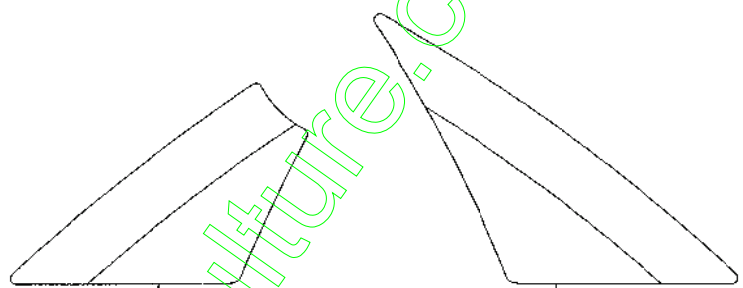
12 (SF 230)



5 (SF 200)
13 (SF 230)



6 (SF 200)
14 (SF 230)



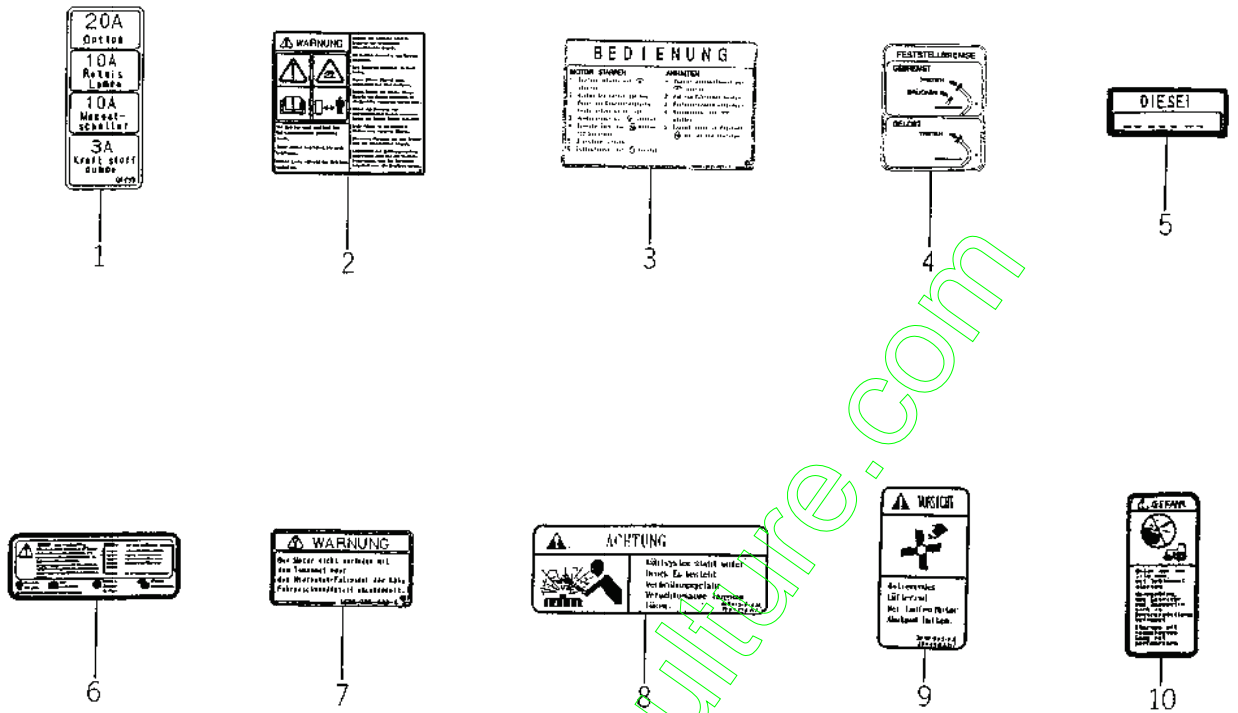
7 (SF 200)
15 (SF 230)

8 (SF 200)
16 (SF 230)

1689-901

KEY	PART CODE	DESCRIPTION	QTY	TYPE OF MODEL		I T C	C O L	G R P	REMARKS
				SF200	SF230				
1	1689-901-001-00	ORNAMENT/HOOD/LH	1	*					
2	1689-901-002-00	ORNAMENT/HOOD/RH	1	*					
3	1689-901-003-00	ORNAMENT/FENDER/LH	1	*					
4	1689-901-004-00	ORNAMENT/FENDER/RH	1	*					
5	1689-901-007-00	ORNAMENT/FRONT	1	*					
6	1689-901-008-00	ORNAMENT/ISEKI	1	*					
7	1689-901-005-00	ORNAMENT/COVER/LH	1	*					
8	1689-901-006-00	ORNAMENT/COVER/RH	1	*					
9	1689-901-001-00	ORNAMENT/HOOD/LH	1		*				
10	1689-901-002-00	ORNAMENT/HOOD/RH	1		*				
11	1689-902-001-00	ORNAMENT/FENDER/LH	1		*				
12	1689-902-002-00	ORNAMENT/FENDER/RH	1		*				
13	1689-901-007-00	ORNAMENT/FRONT	1		*				
14	1689-901-008-00	ORNAMENT/ISEKI	1		*				
15	1689-901-005-00	ORNAMENT/COVER/LH	1		*				
16	1689-901-006-00	ORNAMENT/COVER/RH	1		*				

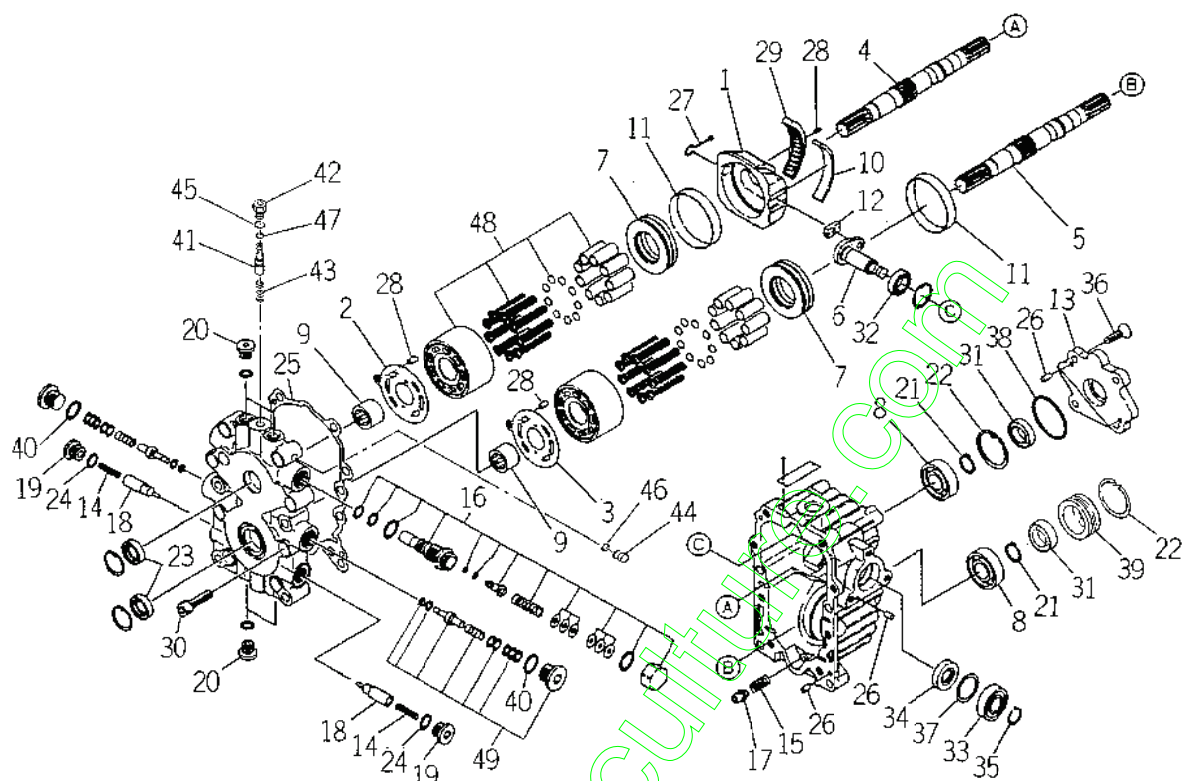
FIG. 51 LABEL (GERMAN) (OPTION)



1689-9.13

KEY	PART CODE	DESCRIPTION	QTY	TYPE OF MODEL		I T C	C O L	G R P	REMARKS
				SF200	SF230				
1	1636-905-001-00	LABEL/FUSE/D	1	I	I				
2	1636-905-002-00	LABEL/C/DRIVE/D	1	I	I				
3	1689-913-001-10	LABEL/OPERATION/D	1	I	I				
4	1689-913-002-10	LABEL/PARKING/D	1	I	I				
5	1600-902-023-00	LABEL, FUEL/D	1	I	I				
6	1640-903-036-00	LABEL/D/BATTERY	1	I	I				
7	1636-905-023-00	LABEL/W/CRUISE/D	1	I	I				
8	1640-903-033-00	LABEL/W/RADIATOR	1	I	I				
9	1640-903-026-00	LABEL/W/FAN	1	I	I				
10	1640-903-035-00	LABEL/D/STARTER	1	I	I				

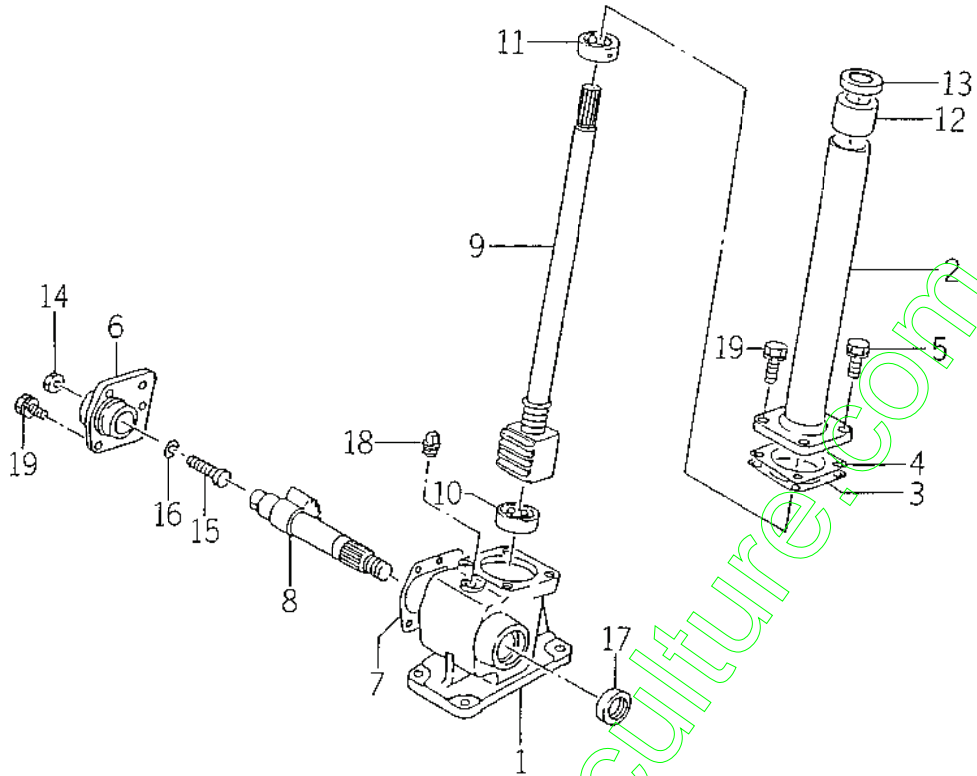
FIG. 55 COMPONENT PARTS FOR 1689 - 201 - 200 - 00 ON Fig.11,12



1689-2012

KEY	PART CODE	DESCRIPTION	QTY	TYPE OF MODEL		I T C	C O L	G R P	REMARKS
				SF200	SF230				
1	1683-202-501-00	PLATE/SWASH	1	*	*				
2	1689-201-201-00	PLATE/VALVE	1	*	*				
3	1683-202-503-00	PLATE/VALVE	1	*	*				
4	1683-202-504-00	SHAFT/P	1	*	*				
5	1689-201-202-00	SHAFT/M	1	*	*				
6	1689-201-203-00	SHAFT/TRUNNION/S/A	1	*	*				
7	1683-202-508-00	BEARING/THRUST	2	*	*				
8	1683-202-509-00	BEARING/BALL	2	*	*				
9	1683-202-511-00	BEARING/NEEDLE	2	*	*				
10	1683-202-512-00	BUSH	1	*	*				
11	1683-202-513-00	BUSH	2	*	*				
12	1683-202-514-00	METAL/SLIDE	1	*	*				
13	1683-202-515-00	COVER	1	*	*				
14	1683-202-516-00	SPRING	2	*	*				
15	1683-202-517-00	SPRING	1	*	*				
16	1683-202-518-00	VALVE/S/A	1	*	*				
17	1683-202-519-00	VALVE/S/A	1	*	*				
18	1683-202-521-00	POPPET	2	*	*				
19	1683-202-522-00	PLUG	2	*	*				
20	1683-202-523-00	PLUG	4	*	*				
21	V704-140-020-00	RING/SNAP	2	*	*				
22	V705-140-047-00	RING/SNAP	2	*	*				
23	1683-202-524-00	SEAL/OIL	2	*	*				
24	V720-112-401-40	RING/O	2	*	*				
25	1683-202-525-00	GASKET	1	*	*				
26	1683-202-526-00	PIN	6	*	*				
27	1683-202-527-00	GUIDE ASSY	1	*	*				
28	1683-202-528-00	PIN	1	*	*				
29	1683-202-529-00	BEARING	1	*	*				
30	V220-541-003-50	SCREW/SOCKET	8	*	*				

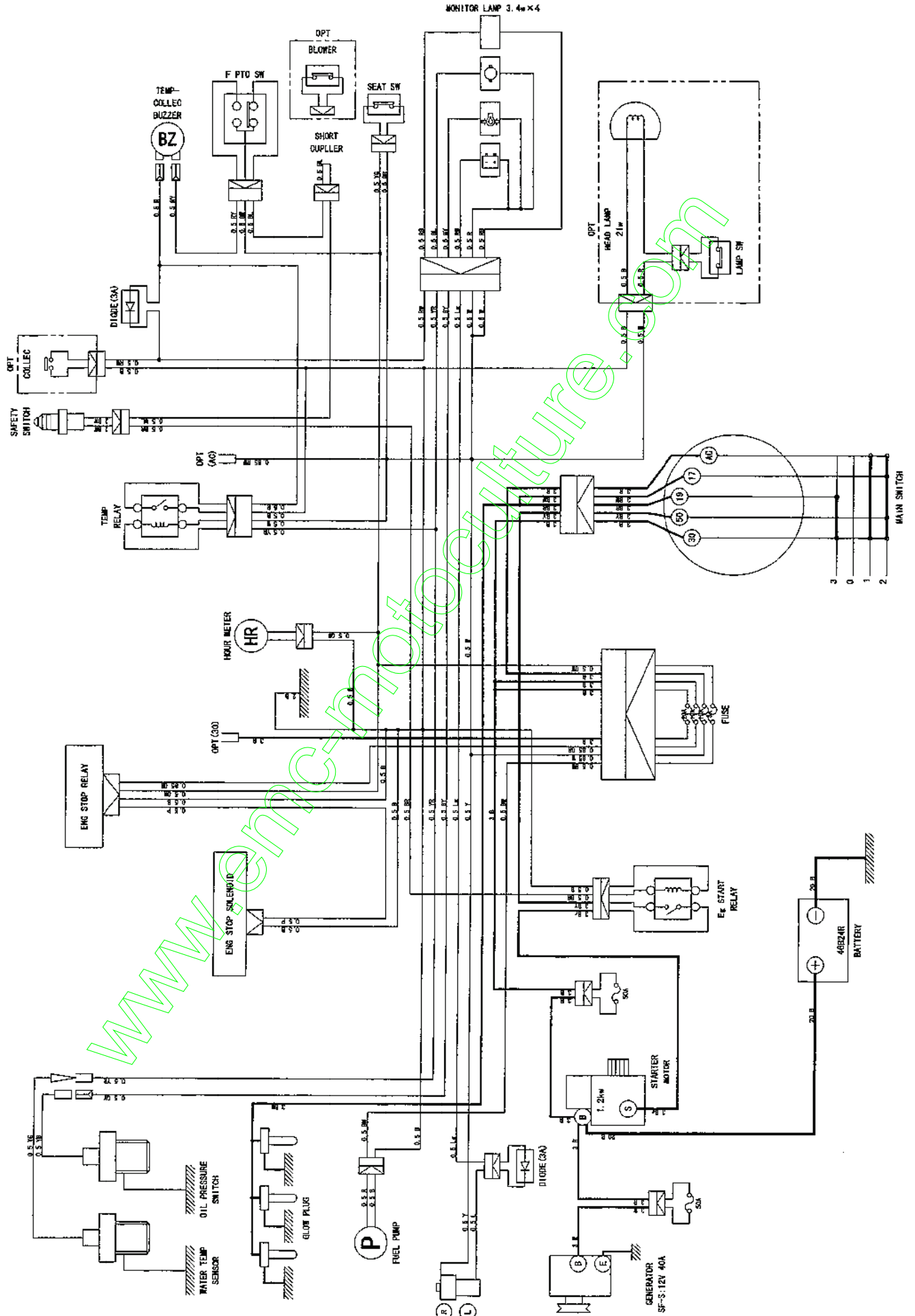
FIG. 57 COMPONENT PARTS FOR 1689 - 402 - 260 - 00 ON Fig.24



1689-022

KEY	PART CODE	DESCRIPTION	QTY	TYPE OF MODEL		I T C	C O L	G R P	REMARKS
				SF200	SF230				
1	1672-406-240-10	BOX ASSY	1	*					
2	1672-406-250-00	COVER/TOP ASSY	1	*					
3	1427-406-001-00	TOP/COVER/PACKING	1	*					
4	1427-406-002-00	TOP/COVER/SHIM	1	*					
5	1672-406-001-00	BOLT/S	2	*					
6	1427-406-004-00	SIDE/COVER	1	*					
7	1427-406-005-00	SIDE/COVER/PACKING	1	*					
8	1427-406-006-00	SHAFT	1	*					
9	1689-402-261-00	UNIT/BALLSCREW	1	*					
10	1427-406-007-00	BEARING	1	*					
11	1427-406-008-00	BEARING	1	*					
12	1672-406-003-00	BUSH/COLUMN	1	*					
13	1427-406-011-00	SEAL/OIL	1	*					
14	V334-260-010-00	NUT	1	*					
15	1672-406-002-00	BOLT/ADJUST	1	*					
16	1427-406-013-00	PLATE	1	*					
17	1427-406-014-00	SEAL/OIL	1	*					
18	1427-406-017-00	PLUG/OIL	1	*					
19	1672-406-004-00	BOLT	5	*					

WIRING DIAGRAM



NUMERICAL INDEX

6004-097-220--00

PART CODE	FIG. KEY	PART CODE	FIG. KEY	PART CODE	FIG. KEY
J061-210-012-00	21 7	6209-050-001-00	9 33	6211-340-004-10	8 1
J061-210-015-00	17 23	6209-050-002-00	9 34	6211-342-003-10	8 2
J062-076-082-00	21 4	6209-360-005-00	21 3	6211-361-033-00	7 1
J062-087-093-00	21 9	6209-360-021-00	21 5	6211-510-001-00	5 10
P117-303-003-00	9 23	6209-360-027-10	2 6	6211-511-003-00	5 11
V201-360-802-00	20 7	6209-409-001-00	9 19	6211-511-004-00	5 12
V211-550-802-00	3 5	6209-409-003-00	11 18	6211-540-001-00	6 1
	9 12	6209-440-003-00	13 7	6211-560-001-00	6 3
	17 19	6209-490-002-00	2 4	6211-599-001-10	5 13
	17 27	6209-500-003-00	9 17		6 2
V211-560-802-50	22 3	6209-500-005-00	9 26	6211-715-002-00	6 4
V304-260-012-00	4 3	6209-580-002-10	11 22	6211-721-001-00	1 5
V341-120-008-00	22 9	6209-587-001-00	20 37	6211-721-002-00	1 6
V411-260-006-00	9 20	6209-605-004-10	13 4	6211-751-001-10	1 7
	20 40		1 4		2 2
V523-101-001-80	15 2	6209-610-001-00	5 3	6211-760-022-00	5 29
V600-110-600-40	20 14	6209-610-002-10	9 3	6211-777-007-20	10 1
V600-110-600-50	9 45	6209-625-001-00	5 14	6212-111-013-10	13 1
V600-110-620-30	20 13	6209-625-002-00	9 7	6212-114-013-10	14 1
V682-200-000-60	1 9	6209-630-002-10	23 6	6212-116-013-10	14 3
V704-140-016-00	11 16	6209-630-005-00	3 3	6212-121-008-00	13 2
V705-140-012-00	9 32	6209-730-002-00	15 4	6212-124-008-00	14 2
V710-140-004-00	20 23	6209-740-001-00	9 27	6212-126-008-00	14 4
	20 33	6209-740-005-00	5 17	6212-211-001-10	13 3
V720-101-900-80	20 36	6209-749-001-20	5 15	6212-230-004-00	13 5
V720-102-401-50	16 9	6209-920-002-00	9 42	6212-235-001-10	13 6
V720-102-401-80	7 3		9 21	6212-261-006-00	13 8
V723-102-005-00	9 41		16 14	6212-264-006-00	6 5
V723-102-005-50	17 31	6209-940-004-00	11 15	6212-266-006-00	6 6
1373-121-001-00	22 4	6211-110-014-20	1 1	6212-310-019-00	15 1
1425-621-004-00	9 15	6211-141-008-20	1 10	6212-330-048-00	15 5
3625-301-002-00	7 2	6211-150-011-00	1 2	6212-333-002-00	15 6
3625-540-004-00	9 36	6211-170-004-10	2 1	6212-371-027-00	15 8
3632-360-036-00	21 6	6211-173-003-00	2 3	6212-379-001-00	15 9
6209-000-002-00	11 19	6211-210-046-00	5 1	6212-511-002-00	12 1
6209-000-003-00	1 11	6211-258-001-00	5 8	6212-521-002-00	15 3
6209-000-004-10	5 2	6211-258-002-00	5 9	6212-522-003-00	12 2
6209-000-013-00	15 7	6211-291-013-00	5 25	6212-523-003-00	12 6
6209-030-005-00	9 8	6211-292-001-20	5 26	6212-524-002-00	20 11
6209-030-006-00	9 14	6211-310-025-10	9 1	6212-530-005-10	9 44
6209-030-043-00	17 28	6211-311-007-20	9 37	6212-531-005-10	5 6
6209-030-092-00	20 18	6211-312-003-20	9 28	6212-535-001-00	12 4
6209-031-083-00	18 4	6211-312-004-20	9 38	6212-535-002-00	20 15
6209-046-001-00	22 5	6211-319-003-00	9 40	6212-551-001-00	11 1
	9 16	6211-322-002-00	9 49	6212-552-001-00	11 2

6004-097-220-00

PART CODE	FIG. KEY	PART CODE	FIG. KEY	PART CODE	FIG. KEY
6212-561-001-00	11 3	6213-671-003-00	18 5	6215-345-025-00	24 31
6212-563-001-00	11 4	6213-674-006-10	22 2	6215-345-026-00	24 32
6212-565-001-00	11 5	6213-711-003-20	17 30	6215-345-027-00	24 33
6212-569-002-00	1 8	6213-716-001-40	17 24	6215-345-028-00	24 34
6212-571-003-00	11 6	6213-721-003-00	17 25	6215-345-029-00	24 35
6212-575-002-00	11 7	6213-721-007-00	5 23	6215-345-030-00	24 36
6212-600-002-00	11 8	6213-729-013-10	17 22	6215-345-031-00	24 37
6212-611-004-10	11 9	6213-743-002-10	17 26	6215-345-032-00	24 38
6212-616-002-00	11 17	6214-111-009-10	3 1	6215-345-033-00	24 39
6212-620-001-10	11 10	6214-115-001-20	3 4	6215-345-034-00	24 40
6212-621-002-10	11 11	6214-141-008-20	4 1	6215-345-035-00	24 41
6212-626-002-10	11 12	6214-145-001-30	4 2	6215-345-036-00	24 42
6212-628-004-00	11 13	6215-300-035-00	19 1	6215-345-037-00	24 43
6212-628-005-00	11 14	6215-311-019-00	24 52	6215-345-038-00	24 44
6213-100-003-30	16 1	6215-315-002-00	19 2	6215-345-039-00	24 45
6213-111-001-30	16 2	6215-330-023-00	24 1	6215-345-040-00	24 46
6213-119-001-00	16 6	6215-331-007-00	24 2	6215-345-041-00	24 47
6213-120-003-20	16 3	6215-332-012-00	24 5	6215-345-042-00	24 48
6213-125-001-00	16 4	6215-339-001-00	24 6	6215-345-043-00	24 49
6213-129-003-00	16 5	6215-342-001-00	24 3	6215-359-001-00	24 50
6213-140-008-00	16 8	6215-343-001-00	24 4	6215-359-002-00	24 51
6213-149-002-00	16 10	6215-345-001-00	24 7	6215-410-006-10	19 3
6213-160-002-00	9 29	6215-345-002-00	24 8	6215-410-007-10	19 4
6213-161-001-00	9 30	6215-345-003-00	24 9	6215-410-008-10	19 5
6213-164-001-00	9 31	6215-345-004-00	24 10	6215-411-074-10	21 2
6213-240-002-00	16 15	6215-345-005-00	24 11	6215-412-002-10	21 1
6213-311-006-00	16 12	6215-345-006-00	24 12	6215-419-001-00	21 8
6213-319-001-00	5 24	6215-345-007-00	24 13	6215-520-001-00	20 17
6213-610-005-40	17 1	6215-345-008-00	24 14	6215-526-001-10	20 19
6213-611-003-20	17 2	6215-345-009-00	24 15	6215-531-008-00	20 34
6213-612-004-00	17 9	6215-345-010-00	24 16	6215-541-001-00	20 20
6213-613-002-10	17 8	6215-345-011-00	24 17	6215-541-016-30	20 24
6213-614-003-10	17 12	6215-345-012-00	24 18	6215-541-022-10	20 35
6213-614-004-10	17 17	6215-345-013-00	24 19	6215-542-004-20	9 22
6213-619-001-00	17 16	6215-345-014-00	24 20	6215-542-005-00	9 24
6213-619-002-00	17 11	6215-345-015-00	24 21	6215-542-006-00	20 22
6213-619-003-00	17 10	6215-345-016-00	24 22	6215-543-002-10	20 21
6213-621-003-00	17 6	6215-345-017-00	24 23	6215-546-003-00	9 18
6213-622-002-10	17 5	6215-345-018-00	24 24	6215-549-005-10	20 27
6213-631-002-00	17 3	6215-345-019-00	24 25	6215-549-006-00	20 28
6213-631-005-00	17 4	6215-345-020-00	24 26	6215-549-007-10	20 38
6213-641-006-00	18 2	6215-345-021-00	24 27	6215-549-009-00	20 29
6213-642-002-00	17 7	6215-345-022-00	24 28	6215-549-010-00	20 30
6213-660-004-00	18 1	6215-345-023-00	24 29	6215-549-012-00	20 42
6213-669-008-00	18 3	6215-345-024-00	24 30	6215-549-013-00	5 28

PART CODE	FIG. KEY	PART CODE	FIG. KEY	PART CODE	FIG. KEY
6215-549-023-00	20 31	6281-100-011-10	22 7	6281-229-019-00	27 19
6215-549-024-00	20 32	6281-111-007-00	26 1	6281-229-029-00	27 14
6215-549-027-10	20 26	6281-115-010-00	26 23	6281-229-041-00	26 22
6215-549-028-10	20 25	6281-115-013-00	26 10	6281-271-002-00	27 27
6215-600-052-20	20 1	6281-115-016-00	26 20	6281-410-010-00	23 3
6215-611-001-00	25 8	6281-116-006-00	26 11	6281-910-003-00	23 5
6215-612-001-00	25 11	6281-121-008-00	26 2	6281-920-001-00	23 8
6215-619-009-00	25 1	6281-123-005-00	26 8	6281-971-001-10	23 1
6215-619-010-00	25 2	6281-124-007-10	26 5	6282-450-002-00	23 2
6215-619-022-00	25 10	6281-129-003-00	26 19	6294-453-002-00	5 21
6215-621-002-30	20 10	6281-129-038-00	26 3	6509-000-084-00	9 9
6215-622-001-00	25 14	6281-129-039-00	26 4	6509-605-019-10	5 5
6215-629-001-00	25 12	6281-129-040-00	26 7		9 2
6215-629-002-00	25 13	6281-129-041-10	26 9	6511-321-083-00	9 48
6215-629-003-00	25 20	6281-129-042-00	26 15	6513-770-022-10	17 29
6215-629-004-00	25 21	6281-129-044-00	26 18	6581-129-092-00	26 17
6215-629-005-00	25 22	6281-129-055-00	26 16	6581-129-099-00	26 6
6215-629-006-00	25 23	6281-129-056-00	26 12	6901-050-850-00	11 20
6215-629-007-00	25 24	6281-129-062-00	26 14	6901-066-645-00	15 10
6215-629-008-00	25 25	6281-151-018-00	26 13	6901-910-612-00	5 27
6215-629-009-00	25 26	6281-200-005-00	22 1		7 4
6215-629-010-00	25 27	6281-213-006-00	27 7		12 5
6215-629-011-00	25 28	6281-214-003-00	27 12		20 16
6215-629-012-00	25 29	6281-214-004-00	27 13		23 7
6215-629-013-00	25 30	6281-215-001-00	27 17	6901-910-625-00	16 7
6215-629-014-00	25 31	6281-216-001-00	27 18	6901-910-816-00	16 11
6215-629-015-00	25 32	6281-217-001-00	27 16	6901-910-830-00	17 32
6215-629-016-00	25 33	6281-221-001-00	27 4	6901-910-840-00	3 6
6215-631-001-00	25 9	6281-222-004-00	27 1	6901-910-845-00	9 13
6215-634-001-00	25 18	6281-229-002-00	27 2		17 13
6215-635-001-00	25 16	6281-229-003-00	27 3	6901-911-020-00	8 3
6215-637-001-00	25 15	6281-229-004-00	27 6		10 2
6215-639-004-00	25 17	6281-229-005-00	27 5	6901-931-240-00	22 8
6215-639-005-00	25 19	6281-229-006-00	27 8	6902-050-816-00	9 39
6215-641-001-00	25 7	6281-229-007-00	27 9	6904-110-818-00	3 2
6215-643-001-00	25 3	6281-229-008-00	27 11		5 19
6215-644-008-00	25 4	6281-229-009-00	27 10	6904-110-822-00	4 4
6215-649-001-00	25 5	6281-229-011-00	27 15		5 20
6215-649-002-00	25 6	6281-229-012-00	27 20		9 4
6219-732-002-00	23 4	6281-229-013-00	27 21		9 43
6219-752-006-00	20 2	6281-229-014-00	27 22	6904-110-840-00	5 18
6219-752-007-00	20 3	6281-229-015-00	27 23		17 18
6219-752-008-00	20 4	6281-229-016-00	27 24	6904-110-850-00	9 6
6219-752-009-00	20 5	6281-229-017-00	27 25	6904-110-855-00	9 5
6219-752-010-00	20 6	6281-229-018-00	27 26	6908-000-716-00	12 3

6004-097-220-00

PART CODE	FIG. KEY	PART CODE	FIG. KEY	PART CODE	FIG. KEY
6908-000-716-00	20 12				
6908-160-816-00	5 16				
6909-110-406-00	9 35				
	20 39				
6909-110-408-00	9 46				
	9 50				
6909-110-410-00	22 6				
6909-110-508-00	3 7				
	9 10				
	11 21				
	17 14				
	17 20				
	20 8				
6909-111-508-00	26 21				
6909-150-506-00	20 41				
6909-150-508-00	3 8				
	9 11				
	9 47				
	9 51				
	17 15				
	17 21				
	20 9				
6909-202-308-00	9 25				
6909-572-008-00	2 5				
6909-830-212-00	1 12				
6909-902-299-00	5 22				
6909-906-105-10	16 13				
6911-129-006-00	1 3				
6911-129-083-00	5 7				
6911-219-195-00	5 4				

NUMERICAL INDEX

6004-097-230-00

PART CODE	FIG. KEY	PART CODE	FIG. KEY	PART CODE	FIG. KEY
J061-210-012-00	21 7	6209-050-001-00	9 33	6211-322-002-00	9 49
J061-210-015-00	17 23	6209-050-002-00	9 34	6211-340-004-10	8 1
J062-076-082-00	21 4	6209-360-005-00	21 3	6211-342-003-10	8 2
J062-087-093-00	21 9	6209-360-021-00	21 5	6211-361-033-00	7 1
P117-303-003-00	9 23	6209-360-027-10	2 6	6211-510-001-00	5 10
V201-350-802-00	20 7	6209-409-001-00	9 19	6211-511-003-00	5 11
V211-560-802-00	3 5	6209-409-003-00	11 18	6211-511-004-00	5 12
	9 12	6209-440-003-00	13 7	6211-540-001-00	6 1
	17 19	6209-490-002-00	2 4	6211-560-001-00	6 3
	17 27	6209-500-003-00	9 17	6211-599-001-10	5 13
V211-560-802-50	22 3	6209-500-005-00	9 26		6 2
V304-260-012-00	4 3	6209-580-002-10	11 22	6211-715-002-00	6 4
V341-120-008-00	22 9	6209-587-001-00	20 37	6211-721-001-00	1 5
V411-260-006-00	9 20	6209-605-004-10	13 4	6211-721-002-00	1 6
	20 40		1 4		1 7
V523-101-001-80	15 2	6209-610-001-00	5 3	6211-751-001-10	2 2
V600-110-600-40	20 14	6209-610-002-10	9 3	6211-760-022-00	5 29
V600-110-600-50	9 45	6209-625-001-00	5 14	6211-777-007-20	10 1
V600-110-620-30	20 13	6209-625-002-00	9 7	6212-111-055-10	13 1
V682-200-000-60	1 9	6209-630-002-10	23 6	6212-114-055-10	14 1
V704-140-016-00	11 16	6209-630-005-00	3 3	6212-116-055-10	14 3
V705-140-012-00	9 32	6209-730-002-00	15 4	6212-121-014-00	13 2
V710-140-004-00	20 23	6209-740-001-00	9 27	6212-124-014-00	14 2
	20 33	6209-740-005-00	5 17	6212-126-014-00	14 4
V720-101-900-80	20 36	6209-749-001-20	5 15	6212-211-001-10	13 3
V720-102-401-50	16 9		9 42	6212-230-004-00	13 5
V720-102-401-80	7 3	6209-901-003-00	19 6	6212-235-001-10	13 6
V723-102-005-00	9 41	6209-920-002-00	9 21	6212-261-006-00	13 8
V723-102-005-50	17 31		16 14	6212-264-006-00	6 5
1373-121-001-00	22 4	6209-940-004-00	11 15	6212-266-006-00	6 6
1425-621-004-00	9 15	6211-110-057-00	1 1	6212-310-019-00	15 1
3625-301-002-00	7 2	6211-141-029-10	1 10	6212-330-048-00	15 5
3625-540-004-00	9 36	6211-150-021-00	1 2	6212-333-002-00	15 6
3632-360-036-00	21 6	6211-170-004-10	2 1	6212-371-027-00	15 8
6209-000-002-00	11 19	6211-173-003-00	2 3	6212-379-001-00	15 9
6209-000-003-00	1 11	6211-210-037-10	5 1	6212-511-002-00	12 1
6209-000-004-10	5 2	6211-258-001-00	5 8	6212-521-002-00	15 3
6209-000-013-00	15 7	6211-258-002-00	5 9	6212-522-003-00	12 2
6209-030-005-00	9 8	6211-291-013-00	5 25	6212-523-003-00	12 6
6209-030-006-00	9 14	6211-292-001-20	5 26	6212-524-002-00	20 11
6209-030-043-00	17 28	6211-310-025-10	9 1	6212-530-005-10	9 44
6209-030-092-00	20 18	6211-311-007-20	9 37	6212-531-005-10	5 6
6209-031-083-00	18 4	6211-312-003-20	9 28	6212-535-001-00	12 4
6209-046-001-00	22 5	6211-312-004-20	9 38	6212-535-002-00	20 15
	9 16	6211-319-003-00	9 40	6212-551-001-00	11 1

6004-097-230-00

PART CODE	FIG. KEY	PART CODE	FIG. KEY	PART CODE	FIG. KEY
6212-552-001-00	11 2	6213-669-008-00	18 3	6215-345-024-00	24 30
6212-561-001-00	11 3	6213-671-003-00	18 5	6215-345-025-00	24 31
6212-563-001-00	11 4	6213-674-006-10	22 2	6215-345-026-00	24 32
6212-565-001-00	11 5	6213-711-003-20	17 30	6215-345-027-00	24 33
6212-569-002-00	1 8	6213-716-001-40	17 24	6215-345-028-00	24 34
6212-571-003-00	11 6	6213-721-003-00	17 25	6215-345-029-00	24 35
6212-575-002-00	11 7	6213-721-007-00	5 23	6215-345-030-00	24 36
6212-600-002-00	11 8	6213-729-013-10	17 22	6215-345-031-00	24 37
6212-611-004-10	11 9	6213-743-002-10	17 26	6215-345-032-00	24 38
6212-616-002-00	11 17	6214-111-009-10	3 1	6215-345-033-00	24 39
6212-620-001-10	11 10	6214-115-001-20	3 4	6215-345-034-00	24 40
6212-621-002-10	11 11	6214-141-008-20	4 1	6215-345-035-00	24 41
6212-626-002-10	11 12	6214-145-001-30	4 2	6215-345-036-00	24 42
6212-628-004-00	11 13	6215-300-036-00	19 1	6215-345-037-00	24 43
6212-628-005-00	11 14	6215-311-027-00	24 52	6215-345-038-00	24 44
6213-100-003-30	16 1	6215-315-002-00	19 2	6215-345-039-00	24 45
6213-111-001-30	16 2	6215-330-024-00	24 1	6215-345-040-00	24 46
6213-119-001-00	16 6	6215-331-008-00	24 2	6215-345-041-00	24 47
6213-120-003-20	16 3	6215-332-013-00	24 5	6215-345-042-00	24 48
6213-125-001-00	16 4	6215-339-001-00	24 6	6215-345-043-00	24 49
6213-129-003-00	16 5	6215-342-001-00	24 3	6215-359-001-00	24 50
6213-140-008-00	16 8	6215-343-001-00	24 4	6215-359-002-00	24 51
6213-149-002-00	16 10	6215-345-001-00	24 7	6215-411-074-10	21 2
6213-160-002-00	9 29	6215-345-002-00	24 8	6215-411-103-00	19 3
6213-161-001-00	9 30	6215-345-003-00	24 9	6215-411-104-00	19 4
6213-164-001-00	9 31	6215-345-004-00	24 10	6215-411-105-00	19 5
6213-240-002-00	16 15	6215-345-005-00	24 11	6215-412-002-10	21 1
6213-311-006-00	16 12	6215-345-006-00	24 12	6215-419-001-00	21 8
6213-319-001-00	5 24	6215-345-007-00	24 13	6215-520-001-00	20 17
6213-610-005-40	17 1	6215-345-008-00	24 14	6215-526-001-10	20 19
6213-611-003-20	17 2	6215-345-009-00	24 15	6215-531-008-00	20 34
6213-612-004-00	17 9	6215-345-010-00	24 16	6215-541-001-00	20 20
6213-613-002-10	17 8	6215-345-011-00	24 17	6215-541-016-30	20 24
6213-614-003-10	17 12	6215-345-012-00	24 18	6215-541-022-10	20 35
6213-614-004-10	17 17	6215-345-013-00	24 19	6215-542-004-20	9 22
6213-619-001-00	17 16	6215-345-014-00	24 20	6215-542-005-00	9 24
6213-619-002-00	17 11	6215-345-015-00	24 21	6215-542-006-00	20 22
6213-619-003-00	17 10	6215-345-016-00	24 22	6215-543-002-10	20 21
6213-621-003-00	17 6	6215-345-017-00	24 23	6215-546-003-00	9 18
6213-622-002-10	17 5	6215-345-018-00	24 24	6215-549-006-00	20 28
6213-631-002-00	17 3	6215-345-019-00	24 25	6215-549-007-10	20 38
6213-631-005-00	17 4	6215-345-020-00	24 26	6215-549-009-00	20 29
6213-641-006-00	18 2	6215-345-021-00	24 27	6215-549-010-00	20 30
6213-642-002-00	17 7	6215-345-022-00	24 28	6215-549-012-00	20 42
6213-660-004-00	18 1	6215-345-023-00	24 29	6215-549-013-00	5 28

PART CODE	FIG. KEY	PART CODE	FIG. KEY	PART CODE	FIG. KEY
6215-549-023-00	20 31	6219-752-010-00	20 6	6281-229-018-00	27 26
6215-549-024-00	20 32	6281-100-011-10	22 7	6281-229-019-00	27 19
6215-549-027-10	20 26	6281-111-007-00	26 1	6281-229-029-00	27 14
6215-549-028-10	20 25	6281-115-010-00	26 23	6281-229-041-00	26 22
6215-549-034-00	20 27	6281-115-013-00	26 10	6281-271-002-00	27 27
6215-600-103-10	20 1	6281-115-016-00	26 20	6281-410-010-00	23 3
6215-611-001-00	25 8	6281-116-006-00	26 11	6281-910-003-00	23 5
6215-612-001-00	25 11	6281-121-008-00	26 2	6281-920-001-00	23 8
6215-619-009-00	25 1	6281-123-005-00	26 8	6281-971-001-10	23 1
6215-619-010-00	25 2	6281-124-007-10	26 5	6282-450-002-00	23 2
6215-619-022-00	25 10	6281-129-003-00	26 19	6294-453-002-00	5 21
6215-621-016-10	20 10	6281-129-038-00	26 3	6509-000-084-00	9 9
6215-622-001-00	25 14	6281-129-039-00	26 4	6509-605-019-10	5 5
6215-629-001-00	25 12	6281-129-040-00	26 7		9 2
6215-629-002-00	25 13	6281-129-041-10	26 9	6511-321-083-00	9 48
6215-629-003-00	25 20	6281-129-042-00	26 15	6513-770-022-10	17 29
6215-629-004-00	25 21	6281-129-044-00	26 18	6581-129-092-00	26 17
6215-629-005-00	25 22	6281-129-055-00	26 16	6581-129-099-00	26 6
6215-629-006-00	25 23	6281-129-056-00	26 12	6901-050-850-00	11 20
6215-629-007-00	25 24	6281-129-062-00	26 14	6901-066-645-00	15 10
6215-629-008-00	25 25	6281-151-018-00	26 13	6901-910-612-00	5 27
6215-629-009-00	25 26	6281-200-005-00	22 1		7 4
6215-629-010-00	25 27	6281-213-006-00	27 7		12 5
6215-629-011-00	25 28	6281-214-003-00	27 12		20 16
6215-629-012-00	25 29	6281-214-004-00	27 13		23 7
6215-629-013-00	25 30	6281-215-001-00	27 17	6901-910-625-00	16 7
6215-629-014-00	25 31	6281-216-001-00	27 18	6901-910-816-00	16 11
6215-629-015-00	25 32	6281-217-001-00	27 16	6901-910-830-00	17 32
6215-629-016-00	25 33	6281-221-001-00	27 4	6901-910-840-00	3 6
6215-631-012-00	25 9	6281-222-004-00	27 1	6901-910-845-00	9 13
6215-634-001-00	25 18	6281-229-002-00	27 2		17 13
6215-635-001-00	25 16	6281-229-003-00	27 3	6901-911-020-00	8 3
6215-637-001-00	25 15	6281-229-004-00	27 6		10 2
6215-639-004-00	25 17	6281-229-005-00	27 5	6901-931-240-00	22 8
6215-639-005-00	25 19	6281-229-006-00	27 8	6902-050-816-00	9 39
6215-641-006-00	25 7	6281-229-007-00	27 9	6904-110-818-00	3 2
6215-643-006-00	25 3	6281-229-008-00	27 11		5 19
6215-644-007-00	25 4	6281-229-009-00	27 10	6904-110-822-00	4 4
6215-649-001-00	25 5	6281-229-011-00	27 15		5 20
6215-649-002-00	25 6	6281-229-012-00	27 20		9 4
6219-732-002-00	23 4	6281-229-013-00	27 21		9 43
6219-752-006-00	20 2	6281-229-014-00	27 22	6904-110-840-00	5 18
6219-752-007-00	20 3	6281-229-015-00	27 23		17 18
6219-752-008-00	20 4	6281-229-016-00	27 24	6904-110-850-00	9 6
6219-752-009-00	20 5	6281-229-017-00	27 25	6904-110-855-00	9 5

6004-097-230-00

PART CODE	FIG. KEY	PART CODE	FIG. KEY	PART CODE	FIG. KEY
6908-000-716-00	12 3 20 12				
6908-160-816-00	5 16				
6909-110-406-00	9 35 20 39				
6909-110-408-00	9 46 9 50				
6909-110-410-00	22 6				
6909-110-508-00	3 7 9 10				
6909-111-508-00	11 21 17 14 17 20 20 8 26 21				
6909-150-506-00	20 41				
6909-150-508-00	3 8 9 11 9 47 9 51				
6909-202-308-00	17 15 17 21 20 9				
6909-572-008-00	9 25 2 5				
6909-830-212-00	1 12				
6909-902-299-00	5 22				
6909-906-105-10	16 13				
6911-129-006-00	1 3				
6911-129-083-00	5 7				
6911-219-195-00	5 4				

NUMERICAL INDEX

1689-097-100-00

PART CODE	FIG. KEY	PART CODE	FIG. KEY	PART CODE	FIG. KEY
J061-210-012-00	6 13	P113-201-007-00	5 16	V210-560-602-50	35 38
	6 15	P117-401-007-00	2 1		37 37
	6 21	V111-163-002-00	19 13	V210-560-604-00	35 21
	6 23	V120-266-002-50	53 8		37 20
J061-210-015-00	3 17	V120-366-001-60	6 19	V211-260-801-20	14 32
J061-224-032-00	3 13	V120-376-001-20	39 11	V211-260-801-60	13 6
	35 17		40 11		13 20
	37 17	V120-376-002-00	44 13		22 6
J061-230-038-00	3 11	V195-164-008-10	43 16		26 8
J061-236-044-00	3 10	V201-260-802-50	13 22		26 16
J061-242-050-00	3 14	V201-260-803-00	39 5		29 4
	5 12		40 5		29 7
J061-252-063-00	5 9	V201-260-804-50	20 10	V211-260-802-00	5 15
	5 11	V201-260-805-00	20 2		16 13
J062-076-082-00	6 17	V201-260-806-50	6 10		21 15
J062-104-111-00	6 24	V201-260-809-50	14 27		30 12
K135-002-009-00	35 30	V201-261-005-00	35 44		36 4
	37 29		37 42		44 32
K135-017-006-00	35 25	V201-261-203-00	2 6	V211-260-802-50	2 5
	37 24	V201-261-203-50	32 26		4 7
K135-023-000-00	35 23	V201-361-003-00	32 73		14 28
	37 22	V201-361-007-50	11 2		30 2
K135-023-100-00	35 24		12 2		35 18
	37 23	V201-361-014-00	11 3		37 18
K182-007-002-00	35 3		12 3	V211-260-808-00	3 22
K182-012-001-00	37 3	V201-361-202-50	11 17	V211-261-004-50	8 18
	35 2		11 23	V211-360-801-60	1 16
	37 2		12 17		3 6
K182-015-000-00	35 1		12 23		3 31
	37 1		23 3		4 9
K185-031-302-00	28 22		23 8		20 20
K185-031-303-00	28 23		26 5		21 17
K200-031-005-00	2 9		26 13		21 20
K211-004-007-00	53 7		34 2		35 14
K211-012-003-00	53 1		34 8		37 14
K211-012-006-00	53 3	V201-361-203-00	32 23		39 4
K211-012-006-00	53 4		32 30		40 3
K211-012-007-00	53 6	V203-261-001-60	28 6	V211-360-802-00	4 5
K211-012-009-00	53 2	V203-261-004-00	28 17		8 20
K211-042-000-10	35 42	V203-361-002-50	10 12		16 5
K211-042-003-00	37 41	V203-461-002-00	1 2		20 42
	53 5		1 5		35 19
K250-042-000-00	28 9	V210-360-601-20	3 29		36 2
P103-521-300-00	22 4	V210-360-601-60	10 17		37 48
P103-521-302-00	22 5		45 16		44 18

1689-097-100-00

PART CODE	FIG. KEY	PART CODE	FIG. KEY	PART CODE	FIG. KEY
V211-360-802-00	44 20 44 26 45 14 45 17	V304-260-010-00	20 34 20 38 20 56	V401-160-008-00	39 17 40 17 41 7
V211-360-802-50	32 63	V304-260-012-00	1 13 2 8	V401-160-010-00	42 7 1 3
V211-361-002-00	8 10		20 7		1 6
V211-361-002-50	44 29 44 31		31 24 32 27		10 13 11 4
V211-560-802-50	24 10 24 19	V304-460-010-00	34 26 15 28		12 4 13 19
V211-560-803-00	32 68		32 75		15 7
V211-560-804-00	11 26 11 29 12 26	V304-460-012-00	23 4 23 9		15 29 20 39
V211-561-001-60	25 3	V304-460-016-00	34 21	V304-700-008-00	4 3 28 18
V211-561-002-00	34 17	V327-262-110-00	24 4		31 38
V211-561-002-50	3 40		31 31		32 74
V211-561-003-00	24 16 32 36 32 71		31 36 32 83 32 89		32 76 32 92 35 45
V211-561-003-50	32 72	V327-262-112-00	31 8		37 43
V220-541-003-50	55 30	V328-262-112-00	27 11	V401-160-012-00	1 14
V273-360-802-00	3 35 44 16		28 30 31 17		2 7 11 18
V301-260-006-00	8 4	V334-260-010-00	57 14		11 24
V304-260-008-00	19 3 1 10 2 2 8 14 13 23	V334-260-020-00	24 15		12 18
		V341-120-008-00	39 18 40 18		12 24 20 8
		V350-160-005-00	41 4 42 4		23 5 23 10
	18 5 18 10 18 29 20 4 20 11	V360-260-006-00	19 4		26 6
		V361-260-006-00	45 10		26 14
		V362-260-008-00	21 11		27 10
		V363-260-008-00	31 10 36 18		28 29 32 24
	20 18 25 6 35 33 36 23 37 32	V401-160-003-00	19 14		32 31
		V401-160-008-00	1 11 2 3 6 11 8 15	V401-160-016-00	34 3 34 9 34 20
				V401-160-020-00	24 14
V304-250-010-00	38 5 39 8 40 8 9 4 13 18		14 29 20 5 25 5 35 35 37 34	V401-170-008-00	35 31 37 30
				V401-700-008-00	4 4
				V411-260-003-00	19 15
				V411-260-006-00	8 5

PART CODE	FIG. KEY	PART CODE	FIG. KEY	PART CODE	FIG. KEY
V411-260-006-00	9 6 19 5 41 20 42 20	V411-260-012-00	20 45 25 9 28 33 44 21	V523-101-002-40	32 62 32 70
V411-260-008-00	1 9	V411-260-014-00	35 9	V530-240-803-60	18 17 21 2
	3 23 7 7 16 15 18 7 18 12	V411-260-016-00	37 9 13 8	V580-140-602-00	29 15 20 48
		V500-162-002-00	24 6	V580-140-603-20	29 17
		V500-162-501-50	9 7 19 6	V580-140-604-00	10 14 36 7
	18 28 20 3 20 43 20 53 21 5	V500-162-502-00	36 13 7 8	V600-110-600-50	32 42 32 54
		V500-162-502-50	31 39 32 84 32 90	V600-110-600-60	11 15 12 14 14 4
	21 12 25 4 29 9 35 34 36 12	V500-163-001-50	16 16 18 8 18 13 20 44 20 54	V600-110-600-80	32 45
				V600-110-601-00	32 14
				V600-110-601-20	15 3
				V600-110-620-40	14 10 14 17
	36 20 37 33 38 4 38 6 39 6	V500-163-002-00	21 6 29 10 36 21 38 7 16 9	V600-110-620-50	30 7 13 3
				V600-110-620-60	32 58 13 2 14 7
	39 16 40 6 40 16 41 8 42 8		17 3 18 15 19 10 20 23 20 31	V600-110-620-70	14 20 32 59
				V600-110-630-50	15 2 14 16 14 19
V411-260-010-00	9 3 11 5 12 5 20 22 20 33		20 37 20 46 21 13 25 10 27 12	V600-110-690-70	32 39 32 44
				V600-110-691-10	32 17
				V600-150-600-20	20 6
				V600-150-620-50	33 6
V411-260-012-00	20 36 20 57 24 5 16 8 17 2	V500-163-003-00	28 31 31 9 31 18 35 10 37 10	V600-150-630-40	33 7
				V653-425-331-50	56 3
				V653-430-401-50	56 4
				V704-140-012-00	20 15 20 27
	18 14 19 9 20 14 20 26 20 30	V523-101-002-20	11 27 12 27 14 26 30 11 32 37	V704-140-016-00	13 9
				V704-140-017-00	55 35
				V704-140-019-00	24 8 24 18
		V523-101-002-40		V704-140-020-00	55 21

1689-097-100-00

PART CODE	FIG. KEY	PART CODE	FIG. KEY	PART CODE	FIG. KEY
V704-140-025-00	32 5	V720-111-900-60	37 28	1104-410-007-00	36 17
	32 60	V720-111-900-70	53 13	1326-708-005-00	31 20
V704-140-030-00	11 12	V720-111-900-80	55 45	1342-402-006-00	45 12
	12 12	V720-112-401-10	35 48	1374-401-001-00	29 11
	14 5		37 46	1386-241-002-00	15 25
	14 21	V720-112-401-40	22 3		33 3
V704-140-035-00	34 11		22 9		33 12
	15 15		28 12	1396-404-006-20	38 3
	15 19		28 36	1404-402-001-00	28 20
	32 46		55 24		28 25
V705-140-017-00	15 11	V720-112-401-60	28 10	1404-402-005-00	31 29
V705-140-024-00	53 9	V720-112-402-00	28 16		31 34
V705-140-047-00	15 21	V720-112-402-20	35 28		32 81
	30 9		37 27		32 87
	32 50	V720-113-502-90	28 28	1404-503-006-00	35 36
V705-140-052-00	55 22	V721-103-105-00	13 11		37 35
V706-140-040-00	32 6	V721-103-106-00	11 6	1411-401-001-00	31 2
V706-140-050-00	32 16		12 6	1414-312-002-00	18 20
V706-140-055-00	14 14	V721-103-107-00	32 33		18 31
	32 15	V721-103-107-50	32 32	1415-102-007-00	6 3
V707-140-055-00	14 6	V721-103-109-00	32 35	1415-102-008-00	6 5
	32 47	V721-113-105-00	35 27	1415-102-009-00	6 6
V707-140-062-00	14 24		37 26	1415-102-011-00	6 9
	32 40	V724-124-304-20	35 5	1419-403-001-00	31 13
V710-140-010-00	36 15		37 5	1421-403-001-00	27 8
V720-102-401-00	6 4	V744-114-280-70	35 26	1421-403-002-00	27 9
V720-102-401-20	53 14		37 25	1421-403-007-00	31 21
V720-102-401-40	24 21	V744-120-350-70	30 8	1421-403-008-00	31 23
V720-102-401-50	11 7	V744-125-400-70	13 10	1421-951-006-00	31 25
	12 7	V744-135-520-80	15 20	1421-951-007-00	31 26
V720-102-401-80	55 40	V760-150-000-00	31 4	1424-101-203-00	3 19
V720-102-402-00	35 22	V762-150-000-00	32 69	1424-101-204-00	3 20
	35 39	V763-150-000-00	31 6	1425-621-004-00	3 32
	37 21	V780-140-000-1T	53 10		3 39
	37 38	V780-140-000-2T	53 11		8 22
V720-103-502-40	16 3	V780-140-000-4T	53 12		14 30
	29 2	V780-140-000-6T	35 43	1426-621-018-00	13 24
	35 12	V781-160-000-8B	11 25	1427-111-229-00	5 14
	37 12		12 25	1427-401-001-00	31 3
V720-103-502-60	35 13	V793-142-480-60	35 4	1427-406-001-00	57 3
V720-103-504-10	37 13		37 4	1427-406-002-00	57 4
V720-103-504-40	32 67	V999-200-003-00	15 26	1427-406-004-00	57 6
V720-111-900-40	6 8		33 4	1427-406-005-00	57 7
V720-111-900-60	55 46		33 13	1427-406-006-00	57 8
	35 29	1104-410-007-00	16 10	1427-406-007-00	57 10

PART CODE	FIG. KEY	PART CODE	FIG. KEY	PART CODE	FIG. KEY
1427-406-008-00	57 11	1524-122-001-00	18 25	1593-304-008-00	15 5
1427-406-011-00	57 13	1544-104-205-00	5 5	1593-304-053-10	15 8
1427-406-013-00	57 16	1544-219-005-00	36 9	1593-304-054-10	15 6
1427-406-014-00	57 17	1544-623-008-10	1 8	1593-304-055-10	15 9
1427-406-017-00	57 18	1550-403-210-00	27 2	1593-307-052-10	15 14
1427-431-003-00	31 7	1550-403-220-00	27 5	1593-411-001-10	15 18
1427-433-022-00	31 37	1560-104-010-40	3 18	1593-411-053-20	33 8
	32 91	1560-111-003-20	7 9	1593-601-073-00	33 9
1427-433-023-00	18 26	1560-132-007-30	18 6	1593-606-006-10	44 12
	31 32	1560-208-018-40	14 8		21 4
1427-433-025-00	32 85	1560-263-014-00	14 3	1593-612-005-00	7 6
	31 30	1560-509-008-40	20 32		39 7
	31 35	1560-515-004-40	35 32		40 7
	32 82		37 31	1593-621-250-10	43 3
	32 88	1560-531-020-00	29 5	1593-621-252-00	43 4
1427-433-240-10	31 28	1560-664-250-00	18 21	1593-623-203-00	45 4
	32 80	1560-664-252-00	18 22	1593-623-503-00	45 9
1427-433-241-00	28 21	1560-664-253-00	18 23	1593-623-504-00	45 8
	28 26	1560-695-015-00	45 13	1593-901-015-00	47 4
1427-433-250-10	31 33	1561-221-502-10	56 1		48 6
1427-621-002-10	32 86	1561-221-503-00	56 2	1594-221-001-00	32 2
	8 2	1561-221-505-00	56 5	1594-285-004-00	19 8
1427-621-012-00	43 17	1561-221-506-00	56 13	1600-112-003-00	8 3
1427-934-013-00	49 5	1561-221-507-00	56 14	1600-112-231-00	8 8
1427-941-016-00	50 5	1561-221-508-00	56 15		8 12
1429-406-205-00	26 2	1561-221-509-00	56 11	1600-112-232-00	8 9
	26 10	1561-221-511-00	56 9		8 13
1434-621-210-20	8 1	1564-201-003-00	32 49	1600-117-002-00	9 9
1435-201-220-00	35 11	1564-434-222-10	32 22	1600-240-550-10	21 10
	37 11	1575-261-018-00	14 2	1600-505-007-00	20 58
1444-102-202-00	6 2	1575-623-009-00	45 2	1600-902-023-00	51 5
1444-102-204-00	6 7	1575-623-010-00	45 3	1608-105-001-40	6 12
1444-122-002-00	13 4	1579-112-230-00	8 7	1608-207-014-00	21 18
1444-314-009-10	14 31	1584-522-001-00	28 15	1608-312-002-10	18 3
1444-621-311-00	43 5		35 41	1612-433-002-00	32 25
1444-621-312-00	43 6		37 40	1612-433-200-00	32 21
1480-112-003-10	8 11	1588-102-005-00	3 15	1612-434-006-00	32 52
1480-117-002-00	17 4	1593-101-003-20	1 7	1612-434-007-00	32 53
1480-207-011-00	11 11	1593-101-012-00	16 12	1612-434-008-00	32 56
	12 11		34 25	1612-434-009-00	32 61
1488-413-023-10	32 43	1593-117-003-10	9 2	1614-102-003-00	3 16
1491-434-017-00	32 57		20 55	1614-102-213-00	3 3
1507-216-004-10	32 3	1593-203-002-50	11 10	1614-104-001-00	5 6
1518-306-203-00	32 20		12 10	1614-105-200-00	6 1
1518-432-250-00	32 19	1593-203-058-20	14 9	1614-117-001-00	9 8

1689-097-100-00

PART CODE	FIG. KEY	PART CODE	FIG. KEY	PART CODE	FIG. KEY
1614-223-210-00	30 3	1636-906-012-00	50 2	1672-406-003-00	57 12
1614-223-211-00	54 1	1636-906-023-00	50 7	1672-406-004-00	57 19
1614-223-212-00	54 2	1636-907-001-00	49 1	1672-406-240-10	57 1
1614-223-213-00	54 3	1636-907-002-00	49 2	1672-406-250-00	57 2
1614-223-214-00	54 4	1636-907-023-00	49 7	1672-433-001-10	32 18
1614-223-215-00	54 5	1636-908-001-00	52 1	1672-434-002-00	32 38
1614-223-216-00	54 6	1636-908-002-10	52 2	1672-434-003-00	32 41
1614-223-217-10	54 7	1636-908-005-00	52 5	1672-434-011-00	32 48
1614-223-218-00	54 8	1636-908-006-00	52 8	1673-111-530-00	7 3
1614-223-219-10	54 9	1636-908-008-00	52 9	1673-314-001-00	19 11
1614-223-221-00	30 6	1636-908-010-00	52 6	1675-102-002-00	3 5
1614-223-222-10	54 10	1636-908-023-00	52 7	1681-434-001-00	31 14
1614-223-223-00	54 11	1640-903-006-10	49 9	1682-403-250-20	28 24
1614-223-225-00	54 12	1640-903-013-10	49 8	1682-434-006-30	32 64
1614-223-226-10	54 13	1640-903-015-20	49 10	1682-434-033-00	31 15
1614-223-230-00	30 4	1640-903-016-10	49 6	1683-202-501-00	55 1
1614-244-002-00	14 22	1640-903-026-00	51 9	1683-202-503-00	55 3
1614-244-005-00	14 23	1640-903-033-00	51 8	1683-202-504-00	55 4
1614-432-002-00	32 7	1640-903-035-00	51 10	1683-202-508-00	55 7
1614-432-003-00	32 8	1640-903-036-00	51 6	1683-202-509-00	55 8
1614-432-004-00	32 9	1640-904-006-00	50 9	1683-202-511-00	55 9
1614-432-005-00	32 10	1640-904-013-00	50 8	1683-202-512-00	55 10
1614-432-006-00	32 11	1640-904-016-00	50 6	1683-202-513-00	55 11
1614-433-212-00	32 29	1640-904-019-00	50 10	1683-202-514-00	55 12
1614-435-004-00	32 78	1640-905-035-00	52 10	1683-202-515-00	55 13
1614-436-202-00	27 3	1650-104-200-00	5 1	1683-202-516-00	55 14
	27 6	1650-104-201-00	5 3	1683-202-517-00	55 15
1614-436-203-00	27 4	1650-104-203-00	5 4	1683-202-518-00	55 16
	27 7	1650-104-210-00	5 2	1683-202-519-00	55 17
1614-690-202-00	45 5	1650-203-214-00	56 6	1683-202-521-00	55 18
1617-102-203-00	3 2	1650-203-217-00	56 12	1683-202-522-00	55 19
1617-435-002-00	32 77	1650-203-218-00	56 8	1683-202-523-00	55 20
1620-272-051-00	21 21	1650-203-219-00	56 7	1683-202-524-00	55 23
1636-271-004-00	36 22	1650-203-222-00	56 10	1683-202-525-00	55 25
1636-504-005-10	36 10	1650-432-001-00	32 4	1683-202-526-00	55 26
1636-611-011-00	39 14	1650-509-280-00	35 47	1683-202-527-00	55 27
	40 14		37 45	1683-202-528-00	55 28
1636-901-009-00	47 10	1650-509-300-00	28 11	1683-202-529-00	55 29
	48 12	1650-509-310-00	28 4	1683-202-531-00	55 31
1636-901-015-00	47 2	1656-401-220-00	24 1	1683-202-533-00	55 32
	48 2	1656-401-222-00	24 2	1683-202-536-00	55 36
1636-905-001-00	51 1	1656-901-007-00	24 3	1683-202-538-00	55 38
1636-905-002-00	51 2	1672-403-003-00	28 27	1688-433-002-00	31 22
1636-905-023-00	51 7	1672-406-001-00	57 5	1688-433-211-10	31 27
1636-906-001-00	50 1	1672-406-002-00	57 15	1689-101-001-00	1 15

PART CODE	FIG. KEY	PART CODE	FIG. KEY	PART CODE	FIG. KEY
1689-101-003-00	2 4	1689-122-212-00	10 3	1689-203-004-00	14 15
1689-101-004-00	1 17	1689-122-221-00	10 7	1689-203-005-00	14 12
1689-101-005-00	1 18	1689-122-222-00	10 8	1689-203-007-00	14 18
1689-101-210-10	1 1	1689-201-001-30	11 16	1689-203-009-20	14 25
1689-101-220-10	1 4		12 16	1689-203-200-00	14 11
1689-102-002-00	3 9	1689-201-002-30	11 19	1689-203-210-10	14 1
1689-102-003-00	3 12		12 19	1689-204-001-00	15 1
1689-102-004-00	3 34	1689-201-003-10	11 13	1689-204-002-00	15 13
1689-102-012-00	3 27		12 13		15 17
	44 6	1689-201-005-10	11 8	1689-204-003-00	15 10
1689-102-013-00	3 25		12 8	1689-204-006-00	15 4
1689-102-015-00	3 36	1689-201-006-00	11 28	1689-204-008-00	15 22
1689-102-016-00	3 37	1689-201-007-00	11 20	1689-204-210-00	15 12
1689-102-017-10	3 28		12 20	1689-204-220-00	15 16
	3 33	1689-201-008-10	11 22	1689-205-001-00	16 1
1689-102-200-00	3 1		12 22	1689-205-004-10	16 4
1689-102-202-00	3 4	1689-201-200-00	11 1	1689-205-210-10	16 2
1689-102-220-30	3 24		12 1	1689-206-001-00	16 14
1689-102-240-00	3 38	1689-201-201-00	55 2	1689-206-002-00	16 11
1689-102-280-10	3 30	1689-201-202-00	55 5	1689-206-210-00	16 6
1689-103-002-10	4 8	1689-201-203-00	55 6	1689-208-210-10	17 1
1689-103-004-00	4 2	1689-201-204-00	55 33	1689-212-001-00	18 19
1689-103-200-10	4 1	1689-201-205-00	55 34	1689-212-002-00	18 11
1689-103-220-00	4 6	1689-201-206-00	55 37	1689-212-003-00	18 9
1689-104-001-00	5 8	1689-201-207-00	55 39	1689-212-210-20	18 16
1689-104-002-00	5 10	1689-201-208-00	55 41	1689-212-220-10	18 18
1689-104-003-00	5 17	1689-201-209-00	55 43	1689-212-240-00	18 24
1689-104-210-00	5 7	1689-201-210-00	11 9	1689-213-210-00	18 27
1689-104-220-00	5 13		12 9	1689-221-001-00	19 1
1689-105-001-00	6 16	1689-201-271-00	55 44	1689-221-220-00	19 7
1689-105-230-00	6 14	1689-201-272-00	55 47	1689-221-240-00	19 2
	6 20	1689-201-280-00	55 48	1689-230-200-00	15 23
1689-105-240-10	6 22	1689-201-290-00	55 49	1689-230-211-00	15 24
1689-111-001-00	7 1	1689-202-001-10	13 1	1689-230-220-00	15 27
1689-111-003-10	7 5	1689-202-002-00	13 5	1689-271-001-20	20 40
1689-111-220-10	7 2	1689-202-004-00	13 7	1689-271-002-00	20 52
1689-112-004-00	8 19	1689-202-005-00	13 4	1689-271-003-10	20 35
1689-112-005-00	8 21	1689-202-006-10	13 21	1689-271-006-00	20 9
1689-112-210-00	8 17	1689-202-200-00	13 12	1689-271-210-10	20 1
1689-112-230-00	8 6	1689-202-201-00	13 13	1689-271-230-00	20 19
1689-117-001-00	9 5	1689-202-202-00	13 14	1689-271-240-00	20 21
1689-117-200-00	9 1	1689-202-203-00	13 15	1689-271-250-30	20 47
1689-122-001-00	10 16	1689-202-210-00	13 16	1689-271-280-10	20 50
1689-122-200-00	10 1	1689-202-212-00	13 17	1689-271-290-00	20 41
1689-122-211-00	10 2	1689-203-001-00	14 13	1689-271-310-00	20 12

1689-097-100-00

PART CODE	FIG. KEY	PART CODE	FIG. KEY	PART CODE	FIG. KEY
1689-271-311-00	20 13	1689-408-240-00	28 3	1689-502-230-00	35 46
	20 25	1689-408-500-00	28 19		37 44
	20 29	1689-430-001-10	29 3	1689-503-001-00	36 3
1689-271-320-10	20 24	1689-430-002-00	29 6	1689-503-002-00	36 14
1689-271-330-10	20 28	1689-430-210-10	29 1	1689-503-260-00	36 6
1689-272-002-00	21 3	1689-430-220-00	29 12	1689-503-270-00	36 1
	36 11	1689-430-230-10	29 14	1689-503-280-10	36 8
1689-272-200-10	21 7	1689-430-240-00	29 8	1689-504-001-10	37 39
1689-272-201-00	21 8	1689-431-200-00	29 16	1689-506-001-00	38 1
1689-272-210-00	21 1	1689-432-002-10	30 1	1689-506-210-10	38 2
1689-272-230-30	21 9	1689-432-003-00	30 10	1689-603-004-00	39 12
1689-272-240-00	21 19	1689-432-210-00	30 5	1689-603-005-00	39 13
1689-272-250-00	21 14	1689-433-003-00	31 19		40 13
1689-272-260-00	21 16	1689-433-220-00	31 5	1689-603-210-20	39 1
1689-273-003-00	22 1	1689-433-240-10	31 11		40 1
1689-273-004-00	22 7	1689-433-250-10	31 12	1689-603-220-10	39 9
1689-273-210-00	22 2	1689-433-260-00	31 1		40 9
	22 8	1689-434-001-10	32 34	1689-603-230-00	39 15
1689-301-200-30	23 1	1689-434-002-00	32 65		40 15
1689-301-260-20	23 2	1689-434-003-00	32 66	1689-604-001-00	40 12
1689-302-200-30	23 6	1689-434-200-00	32 1	1689-611-002-00	41 14
1689-302-250-20	23 7	1689-434-210-00	32 28	1689-611-003-00	41 15
1689-402-003-10	24 7	1689-434-221-00	32 79		42 15
	24 17	1689-434-240-00	32 55	1689-611-004-00	41 16
1689-402-241-00	24 12	1689-440-200-00	33 1		42 16
1689-402-242-00	24 13	1689-440-211-00	33 2	1689-611-005-00	41 18
1689-402-250-00	24 9		33 11		42 18
1689-402-260-00	24 11	1689-440-220-00	33 5	1689-611-201-00	41 1
1689-402-261-00	57 9	1689-441-200-00	33 10		42 1
1689-403-200-00	24 20	1689-441-210-00	33 14	1689-612-001-00	42 14
1689-404-200-10	25 1	1689-501-001-00	34 10	1689-613-201-00	43 1
1689-404-210-00	25 2	1689-501-200-20	34 1	1689-613-202-00	43 2
1689-404-220-00	25 7	1689-501-230-10	34 4	1689-613-203-00	43 9
1689-405-200-10	26 1	1689-501-240-10	34 5	1689-613-204-00	43 10
	26 9	1689-501-280-00	34 6	1689-613-206-00	43 8
1689-405-210-20	26 4	1689-501-281-00	34 7	1689-613-211-00	43 15
1689-405-230-00	26 7	1689-502-001-00	35 8	1689-613-220-10	43 11
	26 15		37 8	1689-613-240-00	43 13
1689-406-210-20	26 12	1689-502-003-00	35 40	1689-613-260-00	43 12
1689-407-201-00	27 1	1689-502-005-10	35 37	1689-621-001-00	44 17
1689-408-004-00	28 2		37 36	1689-621-002-00	44 19
	28 13	1689-502-210-00	35 20	1689-621-003-00	44 25
1689-408-200-00	28 5		37 19	1689-621-006-00	44 14
1689-408-210-10	28 8	1689-502-220-00	35 15	1689-621-007-00	44 22
1689-408-230-00	28 1		37 15	1689-621-008-00	44 23

PART CODE	FIG. KEY	PART CODE	FIG. KEY	PART CODE	FIG. KEY
1689-621-009-00	44 27	1689-912-001-10	50 3	3631-353-002-10	35 50
1689-621-011-00	44 2	1689-912-002-00	50 4	3650-261-001-00	36 5
1689-621-012-00	44 3	1689-913-001-10	51 3	3650-262-202-00	45 5
1689-621-013-00	44 4	1689-913-002-10	51 4	3650-270-214-00	43 14
1689-621-014-10	44 5	1689-914-001-00	52 3	3650-352-004-10	28 34
1689-621-015-00	3 8	1689-914-002-00	52 4	3650-432-014-00	39 2
	44 7	2111-101-011-00	11 21		40 2
1689-621-016-00	44 15		12 21	3650-837-210-00	35 6
1689-621-017-00	44 8	2144-501-011-10	41 12		37 6
1689-621-018-00	44 9		42 12	3652-285-001-00	36 19
1689-621-019-00	44 10		43 18	3652-445-002-10	3 21
1689-621-220-00	44 1	2144-508-310-10	41 6	3656-271-290-10	45 15
1689-621-240-10	44 28		42 6	3656-302-009-00	1 12
1689-621-250-00	44 30	2157-519-013-00	20 16	3656-355-001-00	35 16
1689-621-260-10	44 11	2161-506-005-00	41 13		37 16
1689-623-200-20	45 1		41 19	3659-205-002-00	18 30
1689-901-001-00	46 1		42 13		25 8
	46 9		42 19	3662-223-002-00	18 2
1689-901-002-00	46 2	2175-501-201-00	41 3	3662-350-001-00	28 35
	46 10		42 3	3664-276-001-00	19 16
1689-901-003-00	46 3	2175-506-003-00	41 10	3676-215-320-00	19 12
1689-901-004-00	46 4		42 10	3737-172-011-00	3 7
1689-901-005-00	46 7	2175-506-004-00	41 11		8 16
	46 15		42 11		45 11
1689-901-006-00	46 8	2175-506-008-10	41 2	3752-152-007-00	26 3
	46 16		42 2		26 11
1689-901-007-00	46 5	2175-507-001-10	41 17	3761-242-017-00	20 51
	46 13		42 17		29 13
1689-901-008-00	46 6	2500-623-220-00	45 7	3768-185-014-10	28 14
	46 14	2500-901-027-00	47 9	3768-185-022-10	28 32
1689-902-001-00	46 11		48 11		35 7
1689-902-002-00	46 12	2502-205-217-00	55 42		37 7
1689-903-001-00	47 3	2502-601-005-00	44 24	3805-201-013-00	41 9
	48 5	2706-501-004-00	7 4		42 9
1689-903-002-00	47 7	3104-210-213-00	20 17	3805-311-210-00	6 18
	48 9		36 16	3805-352-002-00	35 49
1689-903-003-00	47 8	3256-104-014-10	18 1		37 47
	48 10	3533-901-012-00	41 5	4335-512-004-00	3 26
1689-903-004-00	47 11		42 5	7955-201-026-00	32 51
1689-903-005-00	47 6	3614-261-002-00	43 7	7963-611-003-00	16 7
	48 8	3621-702-003-00	31 16	8595-201-017-00	11 14
1689-904-002-00	48 3	3623-820-013-00	39 10		12 15
1689-904-003-00	48 4		40 10	8595-510-006-10	34 22
1689-911-001-10	49 3	3625-220-002-00	25 11	8595-510-370-00	34 16
1689-911-002-10	49 4	3625-540-004-00	12 28	8595-510-390-00	34 12

1689-097-100-00

PART CODE	FIG. KEY	PART CODE	FIG. KEY	PART CODE	FIG. KEY
8595-510-391-00	34 13 34 15				
8595-510-400-00	34 14				
8595-510-440-00	34 18				
8595-510-441-00	34 19				
8595-608-870-00	34 24				
8595-901-006-00	47 5 48 7				
8595-901-007-00	47 1 48 1				
8654-101-230-00	10 4 10 9				
8654-101-232-00	10 5 10 10				
8654-101-233-00	10 6				
8654-510-012-10	10 11 34 23				
8935-069-051-10	39 3 40 4				

www.emc-motoculture.com

DESCRIPTION	REF. NO	DESCRIPTION	REF. NO	DESCRIPTION	REF. NO	DESCRIPTION	REF. NO	DESCRIPTION	REF. NO
ARM/CONTROL	20	BOLT/M6X10	20	CLIP/HOSE/7.6-8.2	18	GLOWPLUG	23	GLIP/HOSE/7.6-8.2	4
ARM/TENSION	20	BOLT/M8X20	3	CLIP/HOSE/8.7-9.3	5	GUIDE, VALVE	1	CLIP/HOSE/8.7-9.3	9
ARM, FLOATING	20		9	CLUTCH/STARTER ASSY	12	HANGER	10	CLUTCH/STARTER ASSY	26
ARMATURE/STARTER ASSY	25		17	COLLOR	19	HOLDER ASSY	27	COLLOR	27
BALL	1		17	CONNECTOR	27	HOLDER/DELIVERY VALV	25	CONNECTOR	21
	26		17	CONNECTOR, GLOW PLUG	27	HOLDER/NOZZLE ASSY	24	CONNECTOR, GLOW PLUG	21
BEARING	26		20	CONNECTOR, OIL FILTER	7	HOLDER/STARTER ASSY	26	CONNECTOR, OIL FILTER	5
	26		3	COVER	16	HOLDER, BRUSH ASSY	27	COVER	9
	26	BOLT/M8X30	9		20	HOLDER, BRUSH ASSY	27		48
	27	BOLT/M8X45	11	COVER/INJECTIONPUMP	28	HOSE/RUBBER	2	COVER/INJECTIONPUMP	23
	27	BOLT/M8X75	9	COVER, BEARING	14	HOSE/RUBBER	2	COVER, BEARING	13
BEARING/CONN ROD	13		17	COVER, CYLINDER HEAD	28	HOSE, RUBBER	21	COVER, CYLINDER HEAD	5
BEARING/CONN ROD/UN	6		8	COVER, CYLINDER HEAD ASSY	8	HOUSING ASSY	21	COVER, CYLINDER HEAD ASSY	27
	6	BOLT/M8X85	9	CRANKSHAFT	16	HOUSING ASSY	25	CRANKSHAFT	2
	6	BOLT/THROUGH	6	CUP/SEALING/16	10	HOUSING/STARTER ASSY	26	CUP/SEALING/16	15
BEARING/CRANK/LOWER	5	BOLT/WASHERHEAD	12	CUTTER, VALVE	6	HOUSING/THERMOSTAT	26	CUTTER, VALVE	9
BEARING/CRANK/UPPER	5	BOLT/WS	11	CYLINDERBLOCK ASSY	18	INJECTIONNOZZLE ASSY	17	CYLINDERBLOCK ASSY	3
BEARING/WATER PUMP	17		3	CYLINDERHEAD ASSY	4	JOINT-TYPE 2	19	CYLINDERHEAD ASSY	5
BEARING/WATERPUMP	17		4	DOWEL	15	KEY	21	DOWEL	11
BEARING, RB/6004	20	BOLT/MSP	14	ELEMENT ASSY	22	KEY	12	ELEMENT ASSY	5
BEARING, RB/6005	9	BOLT, JOINT	45	FAN, COOLING	16	KEY/07X05X20	20	FAN, COOLING	1
BEARING, RB/6203	20	BOLT, SENS/M10X20	13	FAN, WEIGHT	3	LEVELGAGE	15	FAN, WEIGHT	8
BEARING, THRUST CRANK	5	BOLT, SENS/M10X20	13	FAN, WEIGHT	10	LEVER/CONTROL COMP	5	FAN, WEIGHT	2
	6	BOLT, SENS/M6X12	2	FRAME ASSY	27	LEVER/CONTROL COMP	5	FRAME ASSY	18
	6		4	FRAME/STARTEREND	7	MANIFOLD/EXHAUST	20	FRAME/STARTEREND	20
BELT VHM034	18		5	GASKET	11	MANIFOLD, INLET	4	GASKET	15
BODY/NOZZLE HOLDER	24		2	GASKET/COVER	17	METAL, CRANK SET	3	GASKET/COVER	27
BODY/OILPUMP	16		2	GASKET/CYLINDERHEAD	13		5	GASKET/CYLINDERHEAD	7
BODY/WATERPUMP	17	BOLT, SENS/M8X16	2	GASKET/DELIVERYVALVE	14		6	GASKET/DELIVERYVALVE	10
BOLT	3	BOLT, SENS/M8X25 7T	6	GASKET/GEARCASE	17		6	GASKET/GEARCASE	1
	5	BOLT, SENS/M8X45	2	GASKET/HOUSING	15		5	GASKET/HOUSING	9
	9		39	GASKET/PLATE	20		24	GASKET/PLATE	13
	11	BRACKET ROCKER SHAFT	19	GASKET/WATER PUMP	17		9	GASKET/WATER PUMP	9
	15	BRACKET, ROCKER SHAFT	7	GASKET, EXH. MANIFOLD	36		26	GASKET, EXH. MANIFOLD	13
	15	BRUSH	10	GASKET, INLET MANIFOL	2		49	GASKET, INLET MANIFOL	9
	16	BULBE GUIDE	7	GASKET, NOZZLE	3		2	GASKET, NOZZLE	1
	17	BUSH	32	GASKET, NOZZLE	1		3	GASKET, NOZZLE	3
	22	BUSHING/DRAIN	8	GASKET, SPACER	5		19	GASKET, SPACER	19
	27	CAP, BLANK/30	9	GEAR/OIL PUMP ASSY	4		17	GEAR/OIL PUMP ASSY	17
	27	CAP, OIL FILLER	11	GEAR, CAMSHAFT	7		3	GEAR, CAMSHAFT	16
	27	CAP, SEALING	20	GEAR, CRANK SHAFT	15		12	GEAR, CRANK SHAFT	12
	27		21	GEAR, IDLE	25		2	GEAR, IDLE	15
	27		22	CLAMP/WIRE/10-15	7		3	CLAMP/WIRE/10-15	7
	27		22	CLAMP/WIRE/10-15	17		6	CLAMP/WIRE/10-15	3
	27		23	CLAMP, HARNESS	23		22	CLAMP, HARNESS	20
	27		25	CLAMP, STRAINER	15		9	CLAMP, STRAINER	11
BOLT/CONNECTINGROD	13	CARTRIDGE, OIL FILTER	27	GENERATOR ASSY	10		22	GENERATOR ASSY	1
BOLT/L=55	9	CASE/ADAPTER	6		16		1		22
BOLT/M10X1.25X82	1	CLAMP/WIRE/10-12	9		16		1		1
BOLT/M6	9	CLAMP/WIRE/10-15	33		16		1		1

DESCRIPTION	REF. NO	DESCRIPTION	REF. NO	DESCRIPTION	REF. NO	DESCRIPTION	REF. NO	DESCRIPTION	REF. NO	DESCRIPTION	REF. NO
NUT/M8	17	PISTON/OV100	14	RING,SNAP/16 C	3	SPRING	11		16		11
NUT/NOZZLERETAINING	20	PISTON/RELIEF VALVE	9	RINGEAR	30		15		6		15
NUT,CAP	24	PLATE	25	RINK/CONTROL	13	SPRING ADAPTER	20		21		27
NUT,CAP/M 8	2	PLATE/ADJUST	27	ROCKERARM	8	SPRING/BRUSH	11		9		20
O-RING	17	PLATE/ADJUSTING	22	ROD,CONN	2	SPRING/DELIVERYVALVE	13		5		12
	17	PLATE/REAR COMP	25	ROD,PUSH	11	SPRING/GOVERNOR	11		7		3
	26	PLATE/TAPRET/ADJUST	8	RORA	1	SPRING/PUMPLUNGER	26		6		34
O-RING 1A S50	9	PLATE/TAPRET/ADJUST	41	ROTOR ASSY	20	SPRING/RELIEF VALVE	27		4		18
O-RING/P 8	20	PLATE,FRONT	25	ROTOR/OUTER	21	SPRING/RETURN	16		4		31
O-RING/P15	16	PLATE,THRUST	25	ROTOR/WATERPUMP	22	SPRING,RETURN	17		6		18
O-RING/P18	7	PLATE,THRUST	3	SCREW	23	SPRING,STARTING	26		14		20
OILPAN	7	PLUG	25	SCREW ADJUST	24	SPRING,VALVE	11		17		42
OILPUMP	16	PLUG	25	SCREW/HOLLOW	25	STARTER ASSY	25		1		3
ORING	25	PLUG	25	SCREW/WATER PUMP	26	STOPPER/FULLLOAD	17		10		7
PACKING	2	PLUG	25	SEAL SET/WATER PUMP	27	STRAINER	17		5		18
	16	PLUG	21	SEAL/WATER PUMPPULLE	28	STUD	17		7		8
	24	PLUG	14	SEAL, BEARING CAP	29		5		8		2
	24	PLUG	6	SEAL, BEARING CAP/7	30		5		9		4
PIECE, DISTANCE	20	PLUG	19	SEAL, CYL. HEAD COVER	31		2		3		19
PIECE, THRUST	5	PLUG	16	SEAL, OIL	32		1		8		20
PIN	5	PLUG	17	SEAL, RING	33		5		14		4
	5	PLUG	28	SEAT, VALVE SPRING	9		9		7		5
	9	PLUG	24	SEAT/SPRING/LOWER	37		27		19		6
PIN/ADAPTER	15	PLUG, THRUST INJPUMP	12	SEAT/SPRING/UPPER	4	STUD/M8X40	25		19		18
PIN/ARM	20	PLUG	26	SEAT, VALVE SPRING	15		25		17		18
PIN/IDLEGEAR	9	PLUG	22	SHAFT, HYDRAULIC ASSY	5	STUD, HEAD COVER	1		5		12
PIN/INJECTIONPUMP	5	PLUG	6	SHAFT/ROCKERARM	2	SWITCH/MAGNETIC ASSY	11		4		12
PIN/SNAP	25	PLUG	12	SHAFT, CAM	9	SWITCH/OILPRESSURE	9		44		13
PIN/STRAIGHT	9	PLUG	23	SHAFT, CAM/INJ. PUMP	12	SWITCH/OVERHEAT	11		11		1
PIN/TUBE	16	PLUG	5	SHAFT, CAM/INJ. PUMP	7	TAPPET	11		11		2
	5	PLUG	15	SHAFT, ROCKER ASSY	4	TAPPET/INJECTIO ASSY	20		10		6
	9	PLUG	42	SHAFT, ROCKER ASSY	2	THERMOSTAT	11		8		14
PIN, CONTROL	20	PLUG	22	SHAFT, ROCKER ARMSSY	2	TUBE, ORIFICE	11		10		17
PIN, GROOVE	9	PULLEY	27	SHIM/ADAPTER	1	VALVE	20		31		21
PIN, NOZZLE HOLDER	24	PULLEY/CRANK	3	SHIM, ADAPTER	7	VALVE/RELIEF ASSY	20		32		25
PIN, PISTON	13	PULLEY, WATER PUMP	3	SHIM, ADAPTER	8	VALVE, EXHAUST	20		2		9
PIN/PINION/STARTER	26	PUMP, INJ	8	SHIM, ADAPTER	2	VALVE, INTAKE	20		3		11
PIPE/FUEL	21	RACK/CONTROL ASSY	2	SLEEVE/PLUNGER	15	WASHER	20		4		1
PIPE/WATER PUMP	17	REGULATOR ASSY	27	SOLENOID	2		20		4		3
PIPE/WATER DRAIN	5	RETAINER	23	SOLENOID	8		20		5		8
PIPE, INJ	19	RING (PISTON) SET	26	SOLENOID	7		20		6		11
	19	RING (PISTON/OV)SET	13	SOLENOID	2		20		28		9
	19	RING (PISTON/OV50)SET	14	SOLENOID	4		20		29		51
PIPE, OIL	16	RING, SNAP	14	SOLENOID	2		20		30		9
PIPE, PUMP HOUSING	17	RING, SNAP	13	SOLENOID	4		25		16		17
PIPE, WATER OUTLET	17	RING, SNAP/ 4 E	20	SOLENOID	2		23		5		20
PISTON	13	RING, SNAR/12 C	20	SOLENOID	33		9		40		24
PISTON/OV050	14	RING, SNAR/12 C	9	SOLENOID	32		18		3		24
							17		16		24

DESCRIPTION	REF. NO	DESCRIPTION	REF. NO	DESCRIPTION	REF. NO	DESCRIPTION	REF. NO	DESCRIPTION	REF. NO
ARM/CONTROL	20	BOLT/M6X10	20	CLAMP-STRAINER	18	GENERATOR ASSY	10	GENERATOR ASSY	1
ARM/TENSTON	20	BOLT/M8X20	3	CLIP/HOSE/7.6-8.2	5	GLOWPLUG	4	GLOWPLUG	22
ARM/FLOATING	20	BOLT/M8X20	9	CLIP/HOSE/8.7-9.3	12	GUIDE, VALVE	9	GUIDE, VALVE	23
ARMATURE/STARTER ASSY	26	BOLT/M8X16	17	CLUTCH/STARTER ASSY	19	HANGER	5	HANGER	1
BALL	1	BOLT/M8X16	17	COLLOR	27	HOLDER ASSY	3	HOLDER ASSY	27
	1	BOLT/M8X16	17	CONNECTOR	7	HOLDER/DELIVERVALVE	1	HOLDER/DELIVERVALVE	14
BEARING	26	BOLT/M8X16	20	CONNECTOR, GLOW PLUG	3	HOLDER/NOZZLE ASSY	4	HOLDER/NOZZLE ASSY	25
	26	BOLT/M8X16	22	CONNECTOR, OIL FILTER	3	HOLDER/STARTER ASSY	4	HOLDER/STARTER ASSY	24
	26	BOLT/M8X16	9	COVER	16	HOLDER, BRUSH ASSY	5	HOLDER, BRUSH ASSY	26
	27	BOLT/M8X45	11	COVER	20	HOSE/RUBBER	48	HOSE/RUBBER	11
BEARING/CONN ROD	27	BOLT/M8X75	9	COVER/INJECTIONPUMP	14		23		16
BEARING/CONN ROD/UN	13	BOLT/M8X85	17	COVER, BEARING	28		13		6
	6	BOLT/M8X85	9	COVER, CYLINDER HEAD	8		5		22
	6	BOLT/M8X85	9	COVER, CYLINDER HEAD	16		6		5
BEARING/CRANK/LOWER	5	BOLT/WASHERHEAD	26	CRANKSHAFT ASSY	10	HOSE, RUBBER	27	HOSE, RUBBER	21
BEARING/CRANK/UPPER	5	BOLT/WS	25	CRANKSHAFT ASSY	6	HOTPLUG ASSY	2	HOTPLUG ASSY	1
BEARING/WATER PUMP	17	BOLT/WS	16	CUP/SEALING/16	6	HOUSING ASSY	1	HOUSING ASSY	2
BEARING/WATERPUMP	17	BOLT/WS	18	CUTTER, VALVE	4	HOUSING/STARTER ASSY	3	HOUSING/STARTER ASSY	25
BEARING, RB/6004	20	BOLT/WSP	26	CYLINDERBLOCK ASSY	15	HOUSING/THERMOSTAT ASSY	9	HOUSING/THERMOSTAT ASSY	26
BEARING, RB/6005	9	BOLT, JOINT	22	CYLINDERHEAD ASSY	5	INJECTIONNOZZLE ASSY	5	INJECTIONNOZZLE ASSY	17
BEARING, RB/6203	20	BOLT, SEMS/M10X20	16	DOWEL	13	INJECTIONPUMP ASSY	1	INJECTIONPUMP ASSY	19
BEARING, THRUST CRANK	5	BOLT, SEMS/M10X20	8	ELEMENT ASSY	3	JOINT-TYPE 2	1	JOINT-TYPE 2	20
	13	BOLT, SEMS/M10X20	10	FAN, COOLING	3	KEY	5	KEY	21
	6	BOLT, SEMS/M6X12	5	FLYWEIGHT ASSY	27	KEY/07X05X20	21	KEY/07X05X20	12
	6	BOLT, SEMS/M6X12	7	FLYWEIGHT ASSY	4	LEVELGAGE	9	LEVELGAGE	3
BELT VHM034	18	BOLT, SEMS/M6X12	7	FLYWEIGHT ASSY	4	LEVER/CONTROL COMP	17	LEVER/CONTROL COMP	15
BODY/NOZZLE HOLDER	18	BOLT, SEMS/M6X12	12	FRAME ASSY	5	MANIFOLD/EXHAUST	5	MANIFOLD/EXHAUST	4
BODY/OILPUMP	24	BOLT, SEMS/M8X16	20	FRAME ASSY	16	MANIFOLD, INLET	12	MANIFOLD, INLET	2
BODY/WATERPUMP	16	BOLT, SEMS/M8X25 71	23	GASKET	7	METAL, CRANK SET	10	METAL, CRANK SET	3
BOLT	17	BOLT, SEMS/M8X45	4	GASKET	3		3		5
	3	BOLT, SEMS/M8X45	9	GASKET/COVER	13		8		1
	5	BOLT, SEMS/M8X45	17	GASKET/CYLINDERHEAD	13		6		6
	9	BOLT, SEMS/M8X45	17	GASKET/CYLINDERHEAD	13		6		3
	11	BRACKET, ROCKER SHAFT	11	GASKET/CYLINDERHEAD	14		26		5
	15	BRACKET, ROCKER SHAFT	11	GASKET/DELIVERVALVE	17		9		24
	15	BRUSH	27	GASKET/GEARCASE	17		49		52
	16	BULBE GUIDE	1	GASKET/GEARCASE	6		10		35
	17	BUSH	27	GASKET/GEARCASE	15		9		9
	17	BUSHING/DRAIN	27	GASKET/HOUSING	15		28		11
	22	CAMSHAFT/INJ PUMP	26	GASKET/PLATE	20		39		20
	27	CAP, BLANK/30	20	GASKET/WATER PUMP	10		51		24
	27	CAP, OIL FILLER	9	GASKET/WATER PUMP	36		21		26
	27	CAP, OIL FILLER	2	GASKET, EXH. MANIFOLD	17		12		26
	27	CAP, SEALING	1	GASKET, INLET MANIFOLD	3		2		27
	27	CAP, SEALING	5	GASKET, NOZZLE	3		4		27
	27	CARTRIDGE, OIL FILTER	5	GASKET, SPACER	4		2		27
	27	CASE/ADAPTER	5	GEAR/OILPUMP ASSY	7		17		27
	27	CLAMP/WIRE/10-12	16	GEAR, CAMSHAFT	15		3		13
BOLT/CONNECTINGROD	13	CLAMP/WIRE/10-15	16	GEAR, CRANK SHAFT	15		2		22
BOLT/L=55	9	CLAMP/WIRE/10-15	20	GEAR, CRANK SHAFT	12		3		22
BOLT/M10X1.25X62	1	CLAMP, HARNESS	21	GEAR, IDLE	16		3		9
BOLT/M6	9	CLAMP, HARNESS	17	GEAR, INJ PUMP	12		6		10
	9	CLAMP, HARNESS	9	GEARCASE ASSY	20		11		9
	34	CLAMP, HARNESS	9	GEARCASE ASSY	15		1		19
	34	CLAMP, HARNESS	9	GEARCASE ASSY	15		1		46

DESCRIPTION	REF. NO	DESCRIPTION	REF. NO	DESCRIPTION	REF. NO	DESCRIPTION	REF. NO
NUT/M8	9	PIPE, WATER OUTLET	17	RING, SNAP/12 C	30	SPACER, PUMP, WATER SPRING	17
	11	PISTON	13	RING, SNAP/16 C	1		16
	17	PISTON/OV	14	RINGEAR	1		11
	17		14	RINK/CONTROL	3		15
	20	PISTON/RELIEF VALVE	8	ROCKERARM	30	SPRING/ADAPTER	21
	5	PLATE	25	ROD, CONN	13	SPRING/BRUSH	9
NUT/NOZZLERETAINING	24		25	ROD, PUSH	7	SPRING/DELIVERYVALVE	26
NUT, CAP	2		27	ROR, ADJUST	8	SPRING/GOVERNOR	5
	9	PLATE/ADJUST	22	RORA	2	SPRING/PUMPPPLUNGER	20
NUT, CAP/M 8	9	PLATE/ADJUSTING COMP	20	ROTOR ASSY	11	SPRING/PUMPPPLUNGER	25
O-RING	17	PLATE/REAR	25	ROTOR/OUTER	27	SPRING/RELIEF VALVE	25
	26	PLATE/TAPPET/ADJUST	8	ROTOR/WATERPUMP	1	SPRING/RETURN	9
O-RING 1A S50	9		41	SCREW ADJUST	20	SPRING/RETURN	26
O-RING/P 8	20		36	SCREW/HOLLOW	21	SPRING, STARTING	20
O-RING/P15	16		9	SCREW/WATER PUMP	22	SPRING, VALVE	14
O-RING/P18	7		3	SEAL SET/WATER PUMP	23	STARTER ASSY	11
OILPAN	7		1	SEAL/WATER PUMPPULLE	25	STOPPER/FULLLOAD	22
OILPUMP	16		1	SEAL, BEARING, CAP	17	STRAINER	16
ORING	25		5	SEAL, BEARING CAP/7	26	STUD	3
PACKING	2		5	SEAL, CYL. HEAD COVER	27		4
	9		21	SEAL, OIL	5		4
PIECE, DISTANCE	16		14	SEAL, OIL	28		5
PIECE, THRUST	24		6	SEAL, RING	25		9
PIN	20		19	SEAT/SPRING/LOWER	29		5
	5		17	SEAT/SPRING/UPPER	30		20
	5		17	SEAT, VALVE	31		9
	5		16	SHAFT/HYDRAULIC ASSY	32		9
	5		17	SHAFT/ROCKERARM	2		9
	5		17	SHAFT, CAM	25		9
	5		17	SHAFT, ROCKER ASSY	26		9
	5		17	SHAFT, ROCKER ARM ASSY	27		9
	5		17	SHIM/ADAPTER	28		9
	5		17	SHIM, PUMP, INJ	29		9
	5		17	SLEEVE/PLUNGER	30		9
	5		17	SLEEVENUT	31		9
	5		17	SOLENOID	32		9
	5		17	SPACER	33		9
	5		17	SPACER/FAN/48	34		9
	5		17		35		9
	5		17		36		9
	5		17		37		9
	5		17		38		9
	5		17		39		9
	5		17		40		9
	5		17		41		9
	5		17		42		9
	5		17		43		9
	5		17		44		9
	5		17		45		9
	5		17		46		9
	5		17		47		9
	5		17		48		9
	5		17		49		9
	5		17		50		9
	5		17		51		9
	5		17		52		9
	5		17		53		9
	5		17		54		9
	5		17		55		9
	5		17		56		9
	5		17		57		9
	5		17		58		9
	5		17		59		9
	5		17		60		9
	5		17		61		9
	5		17		62		9
	5		17		63		9
	5		17		64		9
	5		17		65		9
	5		17		66		9
	5		17		67		9
	5		17		68		9
	5		17		69		9
	5		17		70		9
	5		17		71		9
	5		17		72		9
	5		17		73		9
	5		17		74		9
	5		17		75		9
	5		17		76		9
	5		17		77		9
	5		17		78		9
	5		17		79		9
	5		17		80		9
	5		17		81		9
	5		17		82		9
	5		17		83		9
	5		17		84		9
	5		17		85		9
	5		17		86		9
	5		17		87		9
	5		17		88		9
	5		17		89		9
	5		17		90		9
	5		17		91		9
	5		17		92		9
	5		17		93		9
	5		17		94		9
	5		17		95		9
	5		17		96		9
	5		17		97		9
	5		17		98		9
	5		17		99		9
	5		17		100		9

DESCRIPTION	REF. NO	DESCRIPTION	REF. NO	DESCRIPTION	REF. NO	DESCRIPTION	REF. NO	DESCRIPTION	REF. NO
ADAPTER(90°/PUMP)	28	BEARING, RB/6005	32	BOLT/M 8X65	54	BOLT/S	10		37
	35	BEARING, RB/6008	45	BOLT/M 8X95	45		27		37
ADAPTER/L/R3/8-M20	37	BEARING, RB/6010	32	BOLT/M 06X32	14	BOLT/SEAL	8		32
	28	BEARING, RB/6012	15		3	BOLT/SP	12		44
	28	BEARING, RB/6204	14	BOLT/M10X1.25X20	1		2		44
ADAPTER/PFI/4 ASSY	28		14		17	BOLT, SEMS	5		3
	35	BEARING, RB/6205	30	BOLT/M10X1.25X25	7		6		10
ADAPTER/PF3/8 ASSY	37		13	BOLT/M10X16	3		6		32
ADAPTER/STRAIGHT/63/	28	BEARING, RB/6205SS	32	BOLT/M10X20	58	BOLT, SEMS (SP)	17		1
	22	BEARING, RB/6206	33	BOLT/M10X25	4		40		3
	22		13	BOLT/M10X30	2		16		3
ADAPTER/0-/R1/4X16	35		14		7		36		4
	37		14		20		71		20
ADAPTER/90°	28	BEARING, RB/6207	32	BOLT/M10X40	59		17		21
	35	BEARING, RB/6304SS	15	BOLT/M10X50	2		44		21
	37	BEARING, RB/6305	33		5		42		35
ADAPTER, STRAIGHT	28		14	BOLT/M12X25	16		17		37
ARM/BRAKE COMP	18		14		19		23		39
	18		14		39		17		40
ARM/CRUISE COMP	20	BOLT	10		4		23		5
ARM/DIFF COMP	16		11		2		3		16
ARM/HST/F ASSY	21		11		3		8		21
ARM/HST/R COMP	31		12		2		5		30
ARM/KNUCKLE/LH	21		12		3		13		36
	32		35		19		2		44
ARM/KNUCKLE/RH	32		44		23		8		14
ARM/LH ASSY	34	BOLT (S)/M10X45	8	BOLT/M12X30	2		6		13
ARM/NEUTRAL ASSY	20	BOLT(S)7	11		26		23		13
ARM/PITMAN	24		11		29		30		22
ARM/PTO COMP	19		12	BOLT/M12X35	26		26		26
ARM/RH ASSY	34		25	BOLT/M16	3		23		26
ARM/TRUNNION COMP	20	BOLT(SP) M8X20	4	BOLT/M6X16X16	5		12		29
ARM/4WD/LOCK COMP	29		8		20		42		29
AXLE/2WD	31		16		5		18		3
BAND/CLEANER	5		35	BOLT/M6X240	19	BOLT, SEMS/M8X20	3		35
BAND, WIRE/250	45		36	BOLT/M8X28 1LT	2		30		44
BASE/BATTERY COMP	8		44		18		29		24
BATTERY ASSY	8		44	BOLT/M8X30	20		68		41
BEARING	32		44	BOLT/S	26		5		42
	32		45		15		22		18
BEARING/BALL 6205SH2	32	BOLT(SP)/M6X16	10		9		28		27
BEARING/BALL/THRUST	31		10		9		2		27
BEARING/NEEDLE	15		45		17		2		26
BEARING, RB 6006	11	BOLT/M 8X25	13		17		72		26
	12	BOLT/M 8X30	39		5		18		5
	14		40		5		21		1
BEARING, RB/6002SS	20	BOLT/M 8X45	20		10		38		1
BEARING, RB/6005	32	BOLT/M 8X50	20		2		18		23

DESCRIPTION	REF. NO	DESCRIPTION	REF. NO	DESCRIPTION	REF. NO	DESCRIPTION	REF. NO	DESCRIPTION	REF. NO
BRACKET/HANDLE COMP	23	CASE/PTO	14	COLLAR/35X50X03	25	ELEMENT	13		6
BRACKET/MOWER/L COMP	34	CASE/STEERING ASSY	24	COLLAR/48X52X17	11	ELEMENT	17	ASSY	5
BRACKET/MOWER/R COMP	34	CASE/TRANSMISSION/LH	11	COLLAR/9X14X52	19	END, TIE ROD ASSY	4		27
BRAKE/110 ASSY	13	CASE/TRANSMISSION/RH	12	COLUMN/LOWER COMP	16	END, TIE ROD, R ASSY	21		27
BULB	43	CASE/TRANSMISSION/ASSY	11	COLUMN/UPPER COMP	16	FAN/HST	4		10
BUSH	26	CASE/4WD	12	CONNECTOR	26	FENDER	12	COMP	39
BUSH/10X12X15	30	CHASSIS/2WD COMP	30	CONTROLLER/STEERING COVER	28	FILTR	1	ASSY	40
BUSH/12X14X15	20	CHASSIS/4WD COMP	23	COVER	21	FILTR/RETURN ASSY	9		6
BUSH/18X20X25	21	CLAMP/WIRE/10-12	6	COVER/BATTERY	17	FILTR, SUCTION (HST)	18	ASSY	22
BUSH/20X23X15	34	CLAMP/WIRE/10-15	6	COVER/COLUMN/FRONT	17	FILTR, SUCTION (HST)	42	ASSY	35
BUSH/20X23X30	34	CLAMP/WIRE/24-32	3	COVER/COLUMN/REAR	11	FLANGE/PUMP	5		37
BUSH/20X24X30	31	CLAMP/WIRE/30-38	3	COVER/ENGINE COMP	10	FLANGE/SUCTION COMP	9	COMP	37
BUSH/25X29X30	31	CLAMP/WIRE/42-50	5	COVER/FENDER COMP	12	FLANGE/SUCTION COMP	4	COMP	35
BUSH/30X34X25	34	CLAMP/WIRE/52-63	5	COVER/FLYWHEEL	11	FRAME/COVER COMP	2	COMP	37
BUSH/35X39X26	32	CLAMP/WIRE/25X50	36	COVER/INTAKE	5	FRAME/RADIATOR COMP	10	COMP	4
BUSH/62X67X30	32	CLAMP, HARNESS	3	COVER/MUFFLER COMP	7	FUSE/SLOWBLOW	10	COMP	45
CABLE/ACCELE ASSY	9	CLAMP, WIRE/36-44	3	COVER/REAR COMP	32	FUSE/32V03A	11		45
CABLE/DIFF ASSY	16	CLAMP/WIRE/42-50	5	COVER/SIDE/RH COMP	39	FUSE/32V10A	11		45
CABLE/4WDLOCK ASSY	29	CLAMP/WIRE/52-63	5	COVER/SPOOL	16	FUSE/32V20A	30		45
CABLE, BATTERY	8	CLAMP/WIRE/52-63	5	COVER/WHEEL	9	GASKET	9		7
CABLE, EARTH	8	CLAMP/25X50	5	COVER/WHEEL	11	GASKET/MUFFLER	9		4
CAM/CENTER	54	CLAMP, HARNESS	3	CUP	6	GAUGE/FUEL ASSY	15	ASSY	7
CAM/DRIVE	54	CLEANER AIR ASSY	5	DAMPER/OIL ASSY	31	GAUGE/OILLEVEL	17		11
CAM/DRIVEN	54	CLIP	3	DIDDE/3.0A	15	GEAR/BEVEL/45	8		12
CAM/TILT	25	CLIP/HOSE/10.4-11.1	6	DRUM/BRAKE	15	GEAR/BEVEL/11	1	SET	35
CAP	3	CLIP/HOSE/7.6-8.2	6	DUST SEAL SBR42	13	GEAR/BEVEL/12	28		32
CAP/SEAL/47	24	CLUTCH ASSY	30	DUST SEAL SBR42	13	GEAR/BEVEL/15	61		32
CAP/TANK SET	7	CLUTCH/DIFF	16	DUST SEAL SBR42	13	GEAR/BEVEL/15	20		32
CAP/WHEEL	33	CLUTCH/PTO ASSY	14	DUST SEAL SBR42	13	GEAR/BEVEL/45	26		32
CAP/10	43	COLLAR/17X27X02	53	DUST SEAL SBR42	13	GEAR/BEVEL/47	26		32
CAP/23	43	COLLAR/25X32X3	32	DUST SEAL SBR42	13	GEAR/BEVEL/47	26		32
CAP, BATTERY	8	COLLAR/25X35X02	14	DUST SEAL SBR42	13	GEAR/INPUT/42 COMP	88		11
CAP, BLANK/30	45	COLLAR/25X42X4	31	DUST SEAL SBR42	13	GEAR/SPUR/20	25		12
CAP, FUSE BOX	45	COLLAR/26X32X53	33	DUST SEAL SBR42	13	GEAR/SPUR/30	24		14
CAP, OIL ASSY	32	COLLAR/26X35X03	15	DUST SEAL SBR42	13	GEAR/SPUR/38/P/O	6		14
CAP, PTO SHAFT	14	COLLAR/31X38X11	12	DUST SEAL SBR42	13	GEAR/SPUR/56	19		14
CARTRIDGE	22	CLAMP/WIRE/31X38X11	12	DUST SEAL SBR42	13	GEAR, BEVEL/12	1		15
CASE/DIFF	15	CLAMP/WIRE/31X38X11	12	DUST SEAL SBR42	13	GRIP	1		20
CASE/FINAL	32	CLAMP/WIRE/31X38X11	12	DUST SEAL SBR42	13	GRIP/PTO	10		29
	32	CLAMP/WIRE/31X38X11	12	DUST SEAL SBR42	13	GRIP/THROTTLE	5		19
	48	CLAMP/WIRE/31X38X11	12	DUST SEAL SBR42	13	GRIP/THROTTLE	7		9
		CLAMP/WIRE/31X38X11	12	DUST SEAL SBR42	13	GRIP/THROTTLE	4		18
		CLAMP/WIRE/31X38X11	12	DUST SEAL SBR42	13	GRIP/THROTTLE	4		25

DESCRIPTION	REF . NO	DESCRIPTION	REF . NO	DESCRIPTION	REF . NO	DESCRIPTION	REF . NO
GROMMET	39	INSULATOR/10X30X03	39	LABEL/D/BATTERY	51	LEVER/LIFT	36
GROMMET/9	40	INSULATOR/100	40	LABEL/D/BATTERY/F	49	LEVER/PARKING	8
HARNES/MAN ASSY	17	INSULATOR/1130	44	LABEL/D/STARTER	50	LEVER/TILT	27
HARNES/WIRE/NO.8	26	INSULATOR/130	3	LABEL/D/STARTER/F	51	LEVER/UNLOAD	7
HOLDER/SHAFT ASSY	1	INSULATOR/20X90	3	LABEL/D/STARTER/H	49	LEVER/4WD/LOCK	1
HOOD	8	INSULATOR/30X30X135	8	LABEL/DIFF	52	LEVER/4WD/LOCK	12
HOOD	34	INSULATOR/30X30X135	44	LABEL/FUEL/H	47	LINING/11X40X03	9
HORN ASSY	44	INSULATOR/30X600	41	LABEL/FUSE/D	52	LINING/13X50X3	52
HOSE/CLEANER/INLET	45	INSULATOR/50X270	42	LABEL/FUSE/E	51	MARK, FUEL	20
HOSE/CLEANER/OUTLET	5	INSULATOR/55	44	LABEL/FUSE/F	50	MARK, FUEL/FR	5
HOSE/FUEL/740	5	INSULATOR/590	44	LABEL/FUSE/H	50	WAT/LH	39
HOSE/HYDRO/1100	6	INSULATOR/730	44	LABEL/MAINTENANCE	49		12
HOSE/HYDRO/1300	22	JOINT/BALL/RH ASSY	3	LABEL/NOISE/LPA/90	52		40
HOSE/HYDRO/460	36	JOINT/BALL/LH ASSY	3	LABEL/OPERATION/D	48	METAL/BRAKE	13
HOSE/RADIATOR/INLET	40	JOINT/UNIVERSAL	3	LABEL/OPERATION/F	47	METAL/PIVOT/FRONT	5
HOSE/RADIATOR/OUTLET	5	JOINT/UNIVERSAL/A	44	LABEL/OPERATION/G	48		32
HOSE/04X08X380	3	JOINT/UNIVERSAL/B	32	LABEL/PARKING/D	51	METAL/RELIEF	28
HOSE/04X08X650	9	KEY ASSY	19	LABEL/PARKING/F	49	METAL/4WD	8
HOSE/07X12X600	12	KEY ROTARY TOP SHAFT	34	LABEL/PARKING/G	50	METER/HOUR	30
HOSE/1300	6	KNOB	86	LABEL/W/GRUISE/D	50	MUFFLER	43
HOSE/19X29X170	7	KNOB, LEVER/12	32	LABEL/W/GRUISE/F	52	NET/F/UPPER	4
HOSE/205	14	KNOB, SET/12	24	LABEL/W/FAN/H	51	NET/REAR	44
HOSE/225	20	LABEL/BATTERY/H	10	LABEL/W/FAN/H	49	NET/WIRE	44
HOSE/700	3	LABEL/C/DRIVE/D	42	LABEL/W/RADIATOR	50	NIPPLE, GREASE/B-W6F	3
HOSE/8X15X400	3	LABEL/C/DRIVE/F	36	LABEL/W/RADIATOR/H	51	NIPPLE, GREASE/PTI/4	3
HOSE/HYDRO/1550	15	LABEL/C/DRIVE/G	39	LABEL/WARNING/BELT	49	NIPPLE, GREASE/PTI/8	28
HOUSING/AXLE	37	LABEL/CAUTION/BATTERY	39	LABEL/WARNING/HOT	48	NUT	31
HST/21	32	LABEL/CE	40	LABEL/WARNING/SLOPE	48		4
HUB/HST	11	LABEL/CONTROL/LH	52	LABEL/WARNING/2WD-4W	48		9
HUB/HST/R	12	LABEL/CONTROL/RH	51	LABEL/FUEL/D	50		13
HUB/KUCKLE	11	LABEL/CONTROL/TILT	49	LAMP/MONITOR	51		31
HUB/SPPOOL	8	LABEL/CONTROL/2WD-4W	50	LEVER	43		18
HUB/08X12X12	12	LABEL/D/BATTERY	48	LEVER/ACCELE	6		31
HUB/25X30X37	12	LABEL/D/STARTER	48	LEVER/CUISE	9		33
INSULATOR	21	LABEL/D/2WD-4W	50		20		32
INSULATOR	36	LABEL/INLET	47		20		8
INSULATOR	21	LABEL/OUTLET	47		20		4
INSULATOR	36	LABEL/PIVOT	47		20		6
INSULATOR	21	LABEL/RELIEF	47		20		28
INSULATOR	36	LABEL/SHIELD	47		20		28
INSULATOR	21	LABEL/SIGNAL	47		20		6
INSULATOR	36	LABEL/SUPPORT	47		20		3
INSULATOR	21	LABEL/TILT	47		20		4
INSULATOR	36	LABEL/WARNING	47		20		9
INSULATOR	21	LABEL/WARNING/2WD-4W	47		20		15
INSULATOR	36	LABEL/WARNING/HOT	47		20		22
INSULATOR	21	LABEL/WARNING/SLOPE	47		20		18
INSULATOR	36	LABEL/WARNING/2WD-4W	47		20		8
INSULATOR	21	LABEL/WARNING/HOT	47		20		11
INSULATOR	36	LABEL/WARNING/SLOPE	47		20		45
INSULATOR	21	LABEL/WARNING/2WD-4W	47		20		44
INSULATOR	36	LABEL/WARNING/HOT	47		20		44
INSULATOR	21	LABEL/WARNING/SLOPE	47		20		18
INSULATOR	36	LABEL/WARNING/2WD-4W	47		20		26
INSULATOR	21	LABEL/WARNING/HOT	47		20		31
INSULATOR	36	LABEL/WARNING/SLOPE	47		20		33
INSULATOR	21	LABEL/WARNING/2WD-4W	47		20		85
INSULATOR	36	LABEL/WARNING/HOT	47		20		4
INSULATOR	21	LABEL/WARNING/SLOPE	47		20		6
INSULATOR	36	LABEL/WARNING/2WD-4W	47		20		4
INSULATOR	21	LABEL/WARNING/HOT	47		20		11
INSULATOR	36	LABEL/WARNING/SLOPE	47		20		24
INSULATOR	21	LABEL/WARNING/2WD-4W	47		20		24
INSULATOR	36	LABEL/WARNING/HOT	47		20		15
INSULATOR	21	LABEL/WARNING/SLOPE	47		20		8
INSULATOR	36	LABEL/WARNING/2WD-4W	47		20		4
INSULATOR	21	LABEL/WARNING/HOT	47		20		11
INSULATOR	36	LABEL/WARNING/SLOPE	47		20		24
INSULATOR	21	LABEL/WARNING/2WD-4W	47		20		24
INSULATOR	36	LABEL/WARNING/HOT	47		20		15
INSULATOR	21	LABEL/WARNING/SLOPE	47		20		8
INSULATOR	36	LABEL/WARNING/2WD-4W	47		20		4
INSULATOR	21	LABEL/WARNING/HOT	47		20		11
INSULATOR	36	LABEL/WARNING/SLOPE	47		20		24
INSULATOR	21	LABEL/WARNING/2WD-4W	47		20		24
INSULATOR	36	LABEL/WARNING/HOT	47		20		15
INSULATOR	21	LABEL/WARNING/SLOPE	47		20		8
INSULATOR	36	LABEL/WARNING/2WD-4W	47		20		4
INSULATOR	21	LABEL/WARNING/HOT	47		20		11
INSULATOR	36	LABEL/WARNING/SLOPE	47		20		24
INSULATOR	21	LABEL/WARNING/2WD-4W	47		20		24
INSULATOR	36	LABEL/WARNING/HOT	47		20		15
INSULATOR	21	LABEL/WARNING/SLOPE	47		20		8
INSULATOR	36	LABEL/WARNING/2WD-4W	47		20		4
INSULATOR	21	LABEL/WARNING/HOT	47		20		11
INSULATOR	36	LABEL/WARNING/SLOPE	47		20		24
INSULATOR	21	LABEL/WARNING/2WD-4W	47		20		24
INSULATOR	36	LABEL/WARNING/HOT	47		20		15
INSULATOR	21	LABEL/WARNING/SLOPE	47		20		8
INSULATOR	36	LABEL/WARNING/2WD-4W	47		20		4
INSULATOR	21	LABEL/WARNING/HOT	47		20		11
INSULATOR	36	LABEL/WARNING/SLOPE	47		20		24
INSULATOR	21	LABEL/WARNING/2WD-4W	47		20		24
INSULATOR	36	LABEL/WARNING/HOT	47		20		15
INSULATOR	21	LABEL/WARNING/SLOPE	47		20		8
INSULATOR	36	LABEL/WARNING/2WD-4W	47		20		4
INSULATOR	21	LABEL/WARNING/HOT	47		20		11
INSULATOR	36	LABEL/WARNING/SLOPE	47		20		24
INSULATOR	21	LABEL/WARNING/2WD-4W	47		20		24
INSULATOR	36	LABEL/WARNING/HOT	47		20		15
INSULATOR	21	LABEL/WARNING/SLOPE	47		20		8
INSULATOR	36	LABEL/WARNING/2WD-4W	47		20		4
INSULATOR	21	LABEL/WARNING/HOT	47		20		11
INSULATOR	36	LABEL/WARNING/SLOPE	47		20		24
INSULATOR	21	LABEL/WARNING/2WD-4W	47		20		24
INSULATOR	36	LABEL/WARNING/HOT	47		20		15
INSULATOR	21	LABEL/WARNING/SLOPE	47		20		8
INSULATOR	36	LABEL/WARNING/2WD-4W	47		20		4
INSULATOR	21	LABEL/WARNING/HOT	47		20		11
INSULATOR	36	LABEL/WARNING/SLOPE	47		20		24
INSULATOR	21	LABEL/WARNING/2WD-4W	47		20		24
INSULATOR	36	LABEL/WARNING/HOT	47		20		15
INSULATOR	21	LABEL/WARNING/SLOPE	47		20		8
INSULATOR	36	LABEL/WARNING/2WD-4W	47		20		4
INSULATOR	21	LABEL/WARNING/HOT	47		20		11
INSULATOR	36	LABEL/WARNING/SLOPE	47		20		24
INSULATOR	21	LABEL/WARNING/2WD-4W	47		20		24
INSULATOR	36	LABEL/WARNING/HOT	47		20		15
INSULATOR	21	LABEL/WARNING/SLOPE	47		20		8
INSULATOR	36	LABEL/WARNING/2WD-4W	47		20		4
INSULATOR	21	LABEL/WARNING/HOT	47		20		11
INSULATOR	36	LABEL/WARNING/SLOPE	47		20		24
INSULATOR	21	LABEL/WARNING/2WD-4W	47		20		24
INSULATOR	36	LABEL/WARNING/HOT	47		20		15
INSULATOR	21	LABEL/WARNING/SLOPE	47		20		8
INSULATOR	36	LABEL/WARNING/2WD-4W	47		20		4
INSULATOR	21	LABEL/WARNING/HOT	47		20		11
INSULATOR	36	LABEL/WARNING/SLOPE	47		20		24
INSULATOR	21	LABEL/WARNING/2WD-4W	47		20		24
INSULATOR	36	LABEL/WARNING/HOT	47		20		15
INSULATOR	21	LABEL/WARNING/SLOPE	47		20		8
INSULATOR	36	LABEL/WARNING/2WD-4W	47		20		4
INSULATOR	21	LABEL/WARNING/HOT	47		20		11
INSULATOR	36	LABEL/WARNING/SLOPE	47		20		24
INSULATOR	21	LABEL/WARNING/2WD-4W	47		20		24
INSULATOR	36	LABEL/WARNING/HOT	47		20		15
INSULATOR	21	LABEL/WARNING/SLOPE	47		20		8
INSULATOR	36	LABEL/WARNING/2WD-4W	47		20		4
INSULATOR	21	LABEL/WARNING/HOT	47		20		11
INSULATOR	36	LABEL/WARNING/SLOPE	47		20		24
INSULATOR	21	LABEL/WARNING/2WD-4W	47		20		24
INSULATOR	36	LABEL/WARNING/HOT	47		20		15
INSULATOR	21	LABEL/WARNING/SLOPE	47		20		8
INSULATOR	36	LABEL/WARNING/2WD-4W	47		20		4
INSULATOR	21	LABEL/WARNING/HOT	47		20		11
INSULATOR	36	LABEL/WARNING/SLOPE	47		20		24
INSULATOR	21	LABEL/WARNING/2WD-4W	47		20		24
INSULATOR	36	LABEL/WARNING/HOT	47		20		15
INSULATOR	21	LABEL/WARNING/SLOPE	47		20		8
INSULATOR	36	LABEL/WARNING/2WD-4W	47		20		4
INSULATOR	21	LABEL/WARNING/HOT	47		20		11
INSULATOR	36	LABEL/WARNING/SLOPE	47		20		24
INSULATOR	21	LABEL/WARNING/2WD-4W	47		20		24
INSULATOR	36	LABEL/WARNING/HOT	47		20		15
INSULATOR	21	LABEL/WARNING/SLOPE	47		20		8
INSULATOR	36	LABEL/WARNING/2WD-4W	47		20		4
INSULATOR	21	LABEL/WARNING/HOT	47		20		11
INSULATOR	36	LABEL/WARNING/SLOPE	47		20		24
INSULATOR	21	LABEL/WARNING/2WD-4W	47		20		24
INSULATOR	36	LABEL/WARNING/HOT	47		20		15
INSULATOR	21	LABEL/WARNING/SLOPE	47		20		8
INSULATOR	36	LABEL/WARNING/2WD-4W	47		20		4
INSULATOR	21	LABEL/WARNING/HOT	47		20		11
INSULATOR	36	LABEL/WARNING/SLOPE	47		20		24
INSULATOR	21	LABEL/WARNING/2WD-4W	47		20		24
INSULATOR	36	LABEL/WARNING/HOT	47		20		15
INSULATOR	21	LABEL/WARNING/SLOPE					

DESCRIPTION	REF. NO	DESCRIPTION	REF. NO	DESCRIPTION	REF. NO	DESCRIPTION	REF. NO	DESCRIPTION	REF. NO
NUT/M 6	19	NUT, CASTLE/M12X1.25	31	ORNAMENT/FENDER/LH	8	PIN/DEFF/PINION	11		15
NUT/M 8	1	NUT, LH THREAD/M17	27	ORNAMENT/FENDER/RH	9	PIN/PARALLEL	4		54
	2	NUT, LOCK/M8	31	ORNAMENT/FRONT	18	PIN/PIVOT	12	COMP	31
	8		36	ORNAMENT/FRONT	7	PIN/SPRING	5		17
	13	NUT, RING	6	ORNAMENT/HOOD/LH	6		13		21
	18	NUT, RING/M28X1.0	43	ORNAMENT/HOOD/RH	21		9		36
	18	NUT, SLOTTED	28	ORNAMENT/ISEKI	4		2		16
	20	MUT, SPEED	41	ORNAMENT/MONITOR	27		2		32
	20		42	ORNAMENT/STEERING	4		10		35
	20	O-RING/P41	32	PACKING	4		5		37
	25	O-RING/HS90 G50	35	PACKING PS-42	67		5		32
	35		37		27		6		21
	36	O-RING P6 HS90	37		26		14		24
	37		35		29		15		9
	38	O-RING/G50	37		28		3		19
	39	O-RING/G60	13		11		20		36
	40		11		6		20		7
			12		6		5		31
NUT/M06	8	O-RING/G70	32		38		5		32
	8	O-RING/G75	32		32		5		98
	15	O-RING/G90	32		28		29		31
	32	O-RING/P 7	53		35		36		31
	24	O-RING/P10A	6		13		35		32
	31	O-RING/P12	53		4		18		32
	31	O-RING/P14	53		14		25		32
	32		24		21		21		16
	32		28		21		18		18
	32		11		7		9		13
	1		12		7		2		20
	2		28		10		2		20
	20		28		16		2		21
	23		35		22		1		29
	23		35		39		1		36
	31		37		21		8		38
	31		37		38		3		7
	32		35		28		4		16
	32		37		27		4		17
	34		15		3		6		17
	27		29		2		0		18
	28		35		12		16		20
	31		37		12		11		20
	34		35		13		11		20
	19		37		13		14		21
	18		6		8		26		25
	35		46		7		11		27
	37		46		15		30		28
	31		46		15		32		31
	21		46		8		32		31
	39		46		16		34		31
	40		46		3		15		35
			46		3		5		37

DESCRIPTION	REF . NO	DESCRIPTION	REF . NO	DESCRIPTION	REF . NO	DESCRIPTION	REF . NO	DESCRIPTION	REF . NO
PIN, SPRING	20	PLATE/MONITOR COMP	43	RING, SNAP	11	SCREW/TAPPING/6X16	53		9
PIN, SPRING/5 X25 W	29	PLATE/NEUTRAL COMP	36	RING, SNAP 19	14		24		8
PIN, SPRING/6 X32 W	32	PLATE/SHIFT COMP	28		1		24		18
PIN, SPRING/6 X32 W	10	PLATE/Z/32X140	20	RING, SNAP/ZE10	46		36		15
PIN, SPRING/6 X32 W	29	PLUG	2	RING, SNAP/12 C	9		20		15
PIN, SPRING/6 X32 W	32		3		19		20		27
PIN, SPRING/6 X32 W	32		11	RING, SNAP/16 C	25		13		9
PIN, SPRING/6 X32 W	32		12	RING, SNAP/17 C	25		15		11
PIN, SPRING/6 X32 W	32		12	RING, SNAP/25 C	15		32		5
PIN, SPRING/6 X32 W	32		41	RING, SNAP/25 C	15		32		28
PIN, SPRING/6 X32 W	32		42	RING, SNAP/30 C	15		32		60
PIN, SPRING/6 X32 W	32		35	RING, SNAP/30 C	43		11		12
PIN, SPRING/6 X32 W	32		53		10		12		12
PIN, SPRING/6 X32 W	32		53		11		14		5
PIN, SPRING/6 X32 W	32		53		12		14		21
PIN, SPRING/6 X32 W	32		41		16		34		11
PIN, SPRING/6 X32 W	32		42		16		15		15
PIN, SPRING/6 X32 W	32		41		14		15		19
PIN, SPRING/6 X32 W	32		42		14		32		46
PIN, SPRING/6 X32 W	32		32		51		15		21
PIN, SPRING/6 X32 W	32		11		21		30		9
PIN, SPRING/6 X32 W	32		12		21		32		50
PIN, SPRING/6 X32 W	32		23		23		32		6
PIN, SPRING/6 X32 W	32		37		22		39		14
PIN, SPRING/6 X32 W	32		6		18		40		14
PIN, SPRING/6 X32 W	32		3		1		18		3
PIN, SPRING/6 X32 W	32		45		7		27		1
PIN, SPRING/6 X32 W	32		28		9		20		32
PIN, SPRING/6 X32 W	32		15		25		20		24
PIN, SPRING/6 X32 W	32		33		3		20		28
PIN, SPRING/6 X32 W	32		33		10		34		18
PIN, SPRING/6 X32 W	32		27		4		20		17
PIN, SPRING/6 X32 W	32		27		7		38		16
PIN, SPRING/6 X32 W	32		54		4		28		25
PIN, SPRING/6 X32 W	32		28		30		18		9
PIN, SPRING/6 X32 W	32		35		48		19		1
PIN, SPRING/6 X32 W	32		37		46		18		2
PIN, SPRING/6 X32 W	32		14		6		31		27
PIN, SPRING/6 X32 W	32		14		14		32		79
PIN, SPRING/6 X32 W	32		14		24		38		2
PIN, SPRING/6 X32 W	32		32		15		1		12
PIN, SPRING/6 X32 W	32		32		16		35		31
PIN, SPRING/6 X32 W	32		32		40		37		30
PIN, SPRING/6 X32 W	32		32		47		6		19
PIN, SPRING/6 X32 W	32		54		12		19		13
PIN, SPRING/6 X32 W	32		54		2		39		11
PIN, SPRING/6 X32 W	32		14		3		40		11
PIN, SPRING/6 X32 W	32		14		2		44		13
PIN, SPRING/6 X32 W	32		53		2		43		16
PIN, SPRING/6 X32 W	32		44		25				31
PIN, SPRING/6 X32 W	32		25		2				12
PIN, SPRING/6 X32 W	32		3		3				8
PIN, SPRING/6 X32 W	32		3		3				24
PIN, SPRING/6 X32 W	32		4		4				22
PIN, SPRING/6 X32 W	32		19		20				30
PIN, SPRING/6 X32 W	32		11		28				4
PIN, SPRING/6 X32 W	32		28		25				11
PIN, SPRING/6 X32 W	32		11		2				31
PIN, SPRING/6 X32 W	32		29		6				54
PIN, SPRING/6 X32 W	32		36		3				8
PIN, SPRING/6 X32 W	32		29		3				24
PIN, SPRING/6 X32 W	32		16		4				22
PIN, SPRING/6 X32 W	32		20		19				30
PIN, SPRING/6 X32 W	32		11		28				4
PIN, SPRING/6 X32 W	32		44		25				31
PIN, SPRING/6 X32 W	32		44		2				12



**Yvan Béal - 21, av. de l'Agriculture - B.P. 16
Z.I. du Brézet - 63014 Clermont-Ferrand Cedex 2
Tél : 04 73 91 93 51 - Télécopie : 04 73 90 23 11
www.yvanbeal.fr - E-mail : info@yvanbeal.fr
R.C.S. Clermont-Fd B 304 973 886 - S.A.S. au capital de 612 000 €**