



PIECES DETACHEES

Tondeuse PRO

SF300
SF330

SF300 - E20 - E40 - E40H - E50
SF330 - E42 - VE42



YVES BÉAL Et ses Fils
2,11 rue de la République - B.P. 16
T.E. 04 73 81 93 33 - Téléphone: 04 73 81 93 33
www.yvesbeal.fr - Email: yvesbeal@yvesbeal.fr
R.C. 04 304 572 886 - SIREN 304 572 864

1636-098-1000-0

03-000160-050215

Directions for use of Parts Catalogue

1. Applicable model of machines

All component and option parts used for SF300/SF330 Mower are listed in this parts catalogue.

Description of type of machines and particulars

Type of Machines	Section	German	English	Dutch	French	Engines	
						E3CE-G	E3CD-G
SF 300	E20/E42D	○				○	
	E40/E42G		○			○	
	E40H/E42H			○		○	
	E50/E42F				○	○	
SF 330	E42	D	G	H	F		○
	VE42	D	G	H	F		○

NOTE : SF330VE42 WITH SUB CONTROL VALVE

2. Explanation for head paragraph

KEY	PART CODE	DESCRIPTION	SPC	TYPE OF MODEL						I T C	C O L	G R P	REMARKS
				SSM48M	SSM48F	SSM48G	SRM48M	SRM48F	SRM48G				
1	8595-211-001-20	CASE/UPPER	*	229									
1A	8657-201-031-00	CASE/UPPER	*	230			1						
2	8595-211-002-10	CASE/LOWER	*	1			1						
3	V523-100-801-80	PIN	*	2			2						
4	V211-260-803-00	BOLT, SEMS	*	6			6						
			*	2			2						
			*	2			2						
			*	2			2						
			*	1			1						

- ① KEY shows the location of parts diagramed in the illustration.
- ② Parts numbers begin with `V` and `W` are standard parts of the market.
- ③ `LH` and `RH` on the parts name are described against the moving direction of the machine or are described on the condition how to install parts on the machines.
- ④ SPC : The following symbol classifies parts to be used for machines.
 - `*` means standard parts.
 - `T` shows that the parts can be installed as optional parts.

‘R’ shows that the parts can be used as applicable parts to replace originally equipped parts.

- ⑤ Upper column: QTY shows the number of parts to be used for one unit of machine.

‘M’ is indicated for parts supplied by a meter long.

‘ℓ’ is indicated for parts supplied by liter.

‘AR’ is indicated for parts need to be adjusted or regulated.

Lower column: serial number

- 229 means serial number up to 229.

- 230 means serial number 230 and after.

- ⑥ ITC : Interchangeability

‘1’ ... OLD ← NEW

New parts can be used in place of the old parts.

‘2’ ... OLD → NEW

Old parts can be used in place of the new parts.

‘3’ ... OLD ↔ NEW

Old parts and new parts can not be replaced each other.

- ⑦ COL : Color code

Color is signified with color code number for colored parts.

Please see the color list shown in the next page.

- ⑧ GRP : Parts shown in this column can be replaced by SET parts.

Example : Parts marked **A** can be replaced by parts marked **B**, and **D** for **C**, so the rest follow in the same alphabetical order.

- ⑨ Remarks

* Other maker's part code number is shown in this column.

* When Fig. No. is shown in the Remark column of SET parts or ASSY parts, each of their component parts are listed in said Fig. No.

3. Color :

The following colors are used for color parts.

COLOR CODE	COLOR	SPRAY TYPE CODE NUMBER	PAINTS 4K DRUM	PAINTS 16K DRUM
4 G	CRYSTAL BLUE	1300-957-001-10	1300-957-003-00	1300-957-004-00
5 I	SUNSET GRAY	1300-959-001-10	1300-959-003-00	1300-959-004-00
6 G	SUMMER WHITE	1300-958-001-10	1300-958-003-00	1300-958-004-00
7 F	MIRROR BLACK	1300-954-001-10	1300-954-003-00	1300-954-004-00

NOTE : Color code is signified only for the parts assigned by the maker as color parts.

4. Serial Numbers:

- 1) For engines serial number is stamped on CYLINDER BLOCK ASSY.

Please see Fig. No. 4-1~1F (E3CE-G), 34~34G (E3CD-G).

- 2) For chassies serial number is shown on the LABEL.

Please see



5. Parts Order

- 1) Parts numbers listed in the parts catalogue are all registered in "ISEKI on-line computer".
- 2) When you order parts, please make sure of correct numbers.
- 3) When substitute parts is available, the part number ordered will be automatically turned to a new part number.
- 4) Please be sure to use "ISEKI GENUINE PARTS".

Any other similar parts other than ISEKI parts when used may cause a trouble that makes us unable to repair or guarantee the warrant.

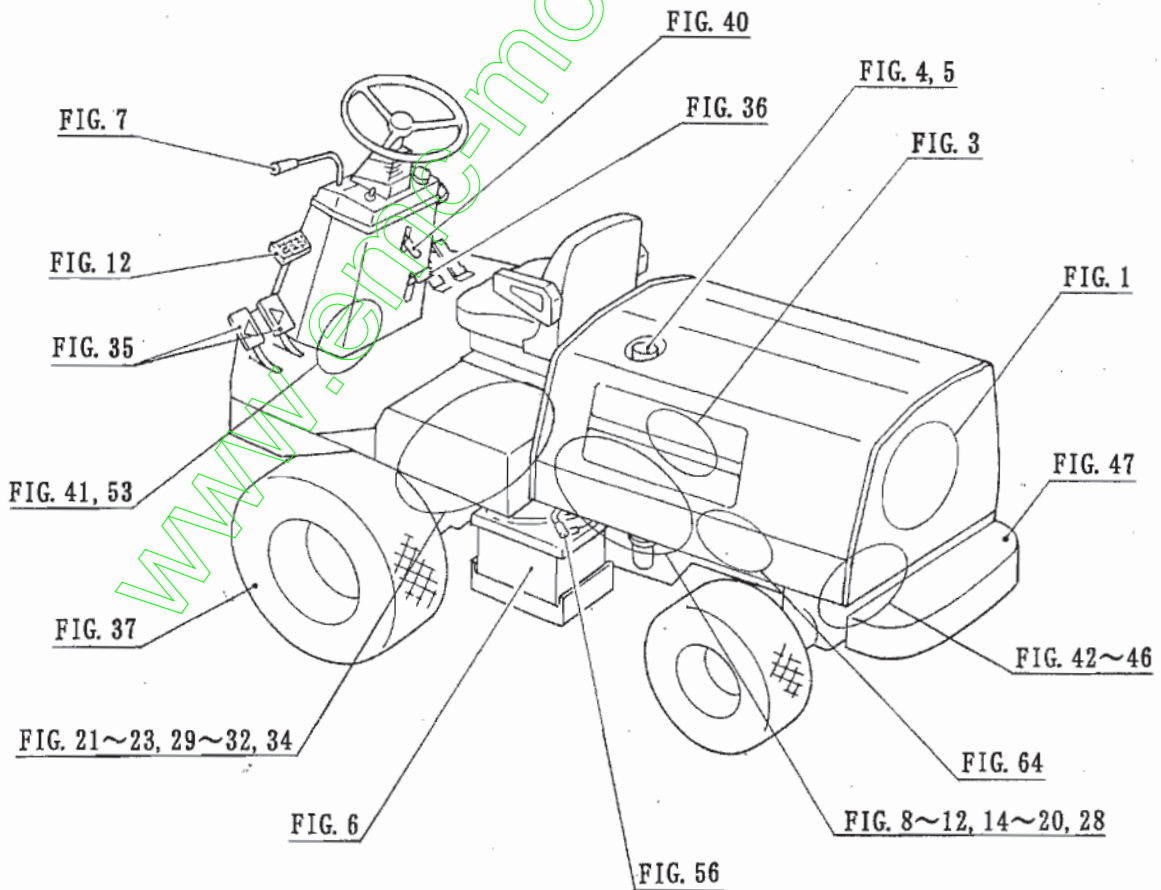
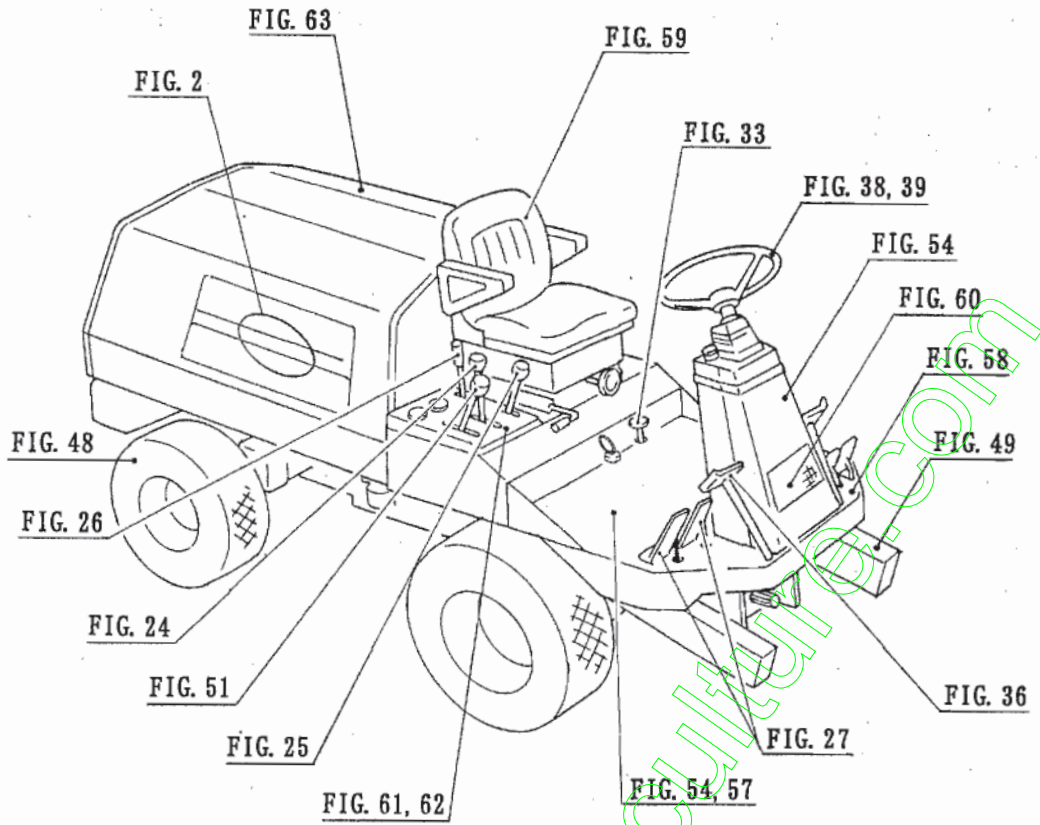
M O D E L	S F	S F							
	3EEEE 02444 00002 H	E3EV 534E 0024 2							
1	*****	* **							
2	*****	* **							
3	*****	* **							
4	*****	* **							
5	*****	* **							
6	*****	* **							
7	*****	* **							
8	*****	* **							
9	*****	* **							
10	*****	* **							
11	*****	* **							
12	*****	* **							
13	*****	* **							
14	*****	* **							
15	*****	* **							
16	*****	* **							
17	*****	* **							
18	*****	* **							
19	*****	* **							
20	*****	* **							
21	*****	* **							
22	*****	* **							
23	*****	* **							
24	*****	* **							
25	*****	* **							
26	*****	* **							
27	*****	* **							
28	*****	* **							
29	*****	* **							
30	*****	* **							
31	*****	* **							
32	*****	* **							
33	*****	* **							
34	*****	* **							
35	*****	* **							
36	*****	* **							
37	*****	* **							
38	*****	* **							
39	*****	* **							
40	*****	* **							
41	*****	* **							
42	*****	* **							
43	*****	* **							
44	*****	* **							
45	*****	* **							

www.emc-motoculture.com

P. 2 *** STRUCTURE TABLE OF MODEL ***

M O D E L F I G	S F	S F								
	3EEEE 02444 00002 H	ESEV 534E 0024 2								
46	****	* **								
47	****	* **								
48	****	* **								
49	****	* **								
50	****	* **								
51	****	* **								
52		I I*								
53	****	* **								
54	****	* **								
55	****	* **								
56	****	* **								
57	****	* **								
58	****	* **								
59	****	* **								
60	****	* **								
61	****	* **								
62	****	* **								
63	****	* **								
64	****	* **								
65	****	* **								
66	* I	II								
67	* I	II								
68	I *	II								
69	* I	II								
70	****	* **								
71	****	* **								
72										
73	****	* **								
74	****	* **								
75		I *								
76	****	* **								

www.emc-motoculture.com



CONTENTS

SF300	SF330
ENGINE (E3CE-G)	ENGINE (E3CD-G)

CYLINDER HEAD.....	Fig. 1
CYLINDER HEAD COVER.....	Fig. 2
INLET MANIFOLD AND EXHAUST MANIFOLD.....	Fig. 3
CYLINDER BLOCK.....	Fig. 4
BEARING/UNDER SIZE (OPTION).....	Fig. 5
OIL PAN.....	Fig. 6
REAR PLATE.....	Fig. 7
TIMING GEAR CASE.....	Fig. 8
HANGER.....	Fig. 9
VALVE.....	Fig. 10
CAM SHAFT.....	Fig. 11
PISTON.....	Fig. 12
CRANK SHAFT.....	Fig. 13
OIL PUMP.....	Fig. 14
WATER PUMP.....	Fig. 15
COOLING FAN.....	Fig. 16
INJECTION NOZZLE.....	Fig. 17
INJECTION PUMP.....	Fig. 18
FUEL PIPE.....	Fig. 19
ELECTRIC (1).....	Fig. 20
ELECTRIC (2).....	Fig. 21
REPAIR PARTS.....	Fig. 22
COMPONENT PARTS FOR 6215 - 300 - 005 - 00 ON Fig.17.....	Fig. 23
COMPONENT PARTS FOR 6215 - 300 - 030 - 00 ON Fig.17.....	Fig. 24
COMPONENT PARTS FOR 6215 - 300 - 037 - 00 ON Fig.17.....	Fig. 25
COMPONENT PARTS FOR 6215 - 600 - 078 - 00 ON Fig.18.....	Fig. 26
COMPONENT PARTS FOR 6281 - 100 - 002 - 10~30 ON Fig.20.....	Fig. 27
COMPONENT PARTS FOR 6281 - 200 - 008 - 10 ON Fig.20.....	Fig. 28
COMPONENT PARTS FOR 6281 - 200 - 014 - 10 ON Fig.20.....	Fig. 29

CONTENTS

CHASSIS

RADIATOR SYSTEM.....	Fig. 1
MUFFLER SYSTEM.....	Fig. 2
AIR CLEANER SYSTEM.....	Fig. 3
FILTER SYSTEM.....	Fig. 4
FUEL TANK SYSTEM.....	Fig. 5
BATTERY SYSTEM.....	Fig. 6
LEVER (ACCELERATOR/HST) SYSTEM.....	Fig. 7
MAIN CLUTCH SYSTEM.....	Fig. 8
INPUT GEAR (HST),COUNTER GEAR (HST) SYSTEM.....	Fig. 9
INPUT COUNTER,PTO DRIVE GEAR SYSTEM.....	Fig. 10
SPACER (HST) SYSTEM.....	Fig. 11
CLUTCH SHAFT SYSTEM.....	Fig. 12
PEDAL CLUTCH SYSTEM.....	Fig. 13
FRONT TRANSMISSION SYSTEM.....	Fig. 14
HST SYSTEM.....	Fig. 15
INPUT GEAR (HST),SUB COUNTER GEAR (HST) SYSTEM.....	Fig. 16
SUB CHANGE (HST) SYSTEM.....	Fig. 17
4WD GEAR (PART TIME) SYSTEM.....	Fig. 18
INPUT CASE (PART TIME) SYSTEM.....	Fig. 19
4WD CHANGE (PART TIME) SYSTEM.....	Fig. 20
REAR TRANSMISSION CASE SYSTEM.....	Fig. 21
PTO COUNTER GEAR,PTO SHAFT SYSTEM.....	Fig. 22
PTO CHANGE SYSTEM.....	Fig. 23
CHANGE LEVER (SUB) SYSTEM.....	Fig. 24
CHANGE LEVER (PTO) SYSTEM.....	Fig. 25
LINK (HST) SYSTEM.....	Fig. 26
PEDAL (HST) SYSTEM.....	Fig. 27
PIPING (HST) SYSTEM.....	Fig. 28
DRIVE PINION (HST),DIFF CASE SYSTEM.....	Fig. 29
REAR AXLE HOUSING SYSTEM.....	Fig. 30

WHEEL SHAFT SYSTEM	Fig. 31
DIFF LOCK SYSTEM	Fig. 32
PEDAL (DIFF LOCK) SYSTEM	Fig. 33
BRAKE SYSTEM	Fig. 34
PEDAL (BRAKE) SYSTEM	Fig. 35
BRAKE (PEDAL),LEVER (PARKING) SYSTEM	Fig. 36
FRONT WHEEL SYSTEM	Fig. 37
WHEEL (STEERING) SYSTEM	Fig. 38
SHAFT (STEERING) SYSTEM	Fig. 39
LEVER (TILT) SYSTEM	Fig. 40
STEERING (UNIT) SYSTEM	Fig. 41
BRACKET (AXLE) SYSTEM	Fig. 42
DRIVE SHAFT (4WD) SYSTEM	Fig. 43
BEVEL CASE SYSTEM	Fig. 44
AXLE HOUSING SYSTEM	Fig. 45
FINAL GEAR CASE,FINAL DRIVE SHAFT SYSTEM	Fig. 46
TIE ROD SYSTEM	Fig. 47
REAR WHEEL (4WD) SYSTEM	Fig. 48
LIFT LINK SYSTEM	Fig. 49
CONTROL VALVE SYSTEM	Fig. 50
CONTROL LEVER (MOWER LIFT) SYSTEM	Fig. 51
CONTROL VALVE (SUB),HYDRAULIC UNIT (OUT SIDE) SYSTEM (SF330VE42 – STANDARD / SF300E42 • SF330E42 – OPTION)	Fig. 52
PIPING (MAIN) SYSTEM	Fig. 53
SEAT FRAME,STEP FRAME SYSTEM	Fig. 54
STEERING COVER SYSTEM	Fig. 55
HOOD LOCK SYSTEM	Fig. 56
STEP,FENDER SYSTEM	Fig. 57
FRONT BUMPER SYSTEM	Fig. 58
SEAT SYSTEM	Fig. 59
LAMP,CONTROL PANEL SYSTEM	Fig. 60
PANEL (FENDER) SYSTEM	Fig. 61
HARNESS SYSTEM	Fig. 62
HOOD SYSTEM	Fig. 63

UNDER – COVER SYSTEM	Fig. 64
MARK,ORNAMENT,LABEL (VALVE)	Fig. 65
LABEL (GERMAN) (E20 – STANDARD/E42 – OPTION).....	Fig. 66
LABEL (ENGLISH) (E40 – STANDARD/E42 – OPTION).....	Fig. 67
LABEL (FRENCH) (E50 – STANDARD/E42 – OPTION).....	Fig. 68
LABEL (DUTCH) (E40H – STANDARD/E42 – OPTION).....	Fig. 69

COMPONENT PARTS

COMPONENT PARTS FOR K185 – 038 – 000 – 00,20 ON Fig.41.....	Fig. 70
COMPONENT PARTS FOR K216 – 012 – 000 – 00 ON Fig.50.....	Fig. 71
COMPONENT PARTS FOR K216 – 013 – 000 – 00 ON Fig.50.....	Fig. 72
COMPONENT PARTS FOR 1614 – 223 – 210 – 00 ON Fig.18.....	Fig. 73
COMPONENT PARTS FOR 1636 – 202 – 200 – 10 ON Fig.15.....	Fig. 74
COMPONENT PARTS FOR 1636 – 505 – 200 – 00 ON Fig.52.....	Fig. 75
COMPONENT PARTS FOR 1636 – 613 – 200 – 00 ON Fig.59.....	Fig. 76

WIRING DIAGRAM

www.emc-motoculture.com

ENGINE

E3CE – G (SF300)

70.7 6005-010k

2-5 6005-010-013-00

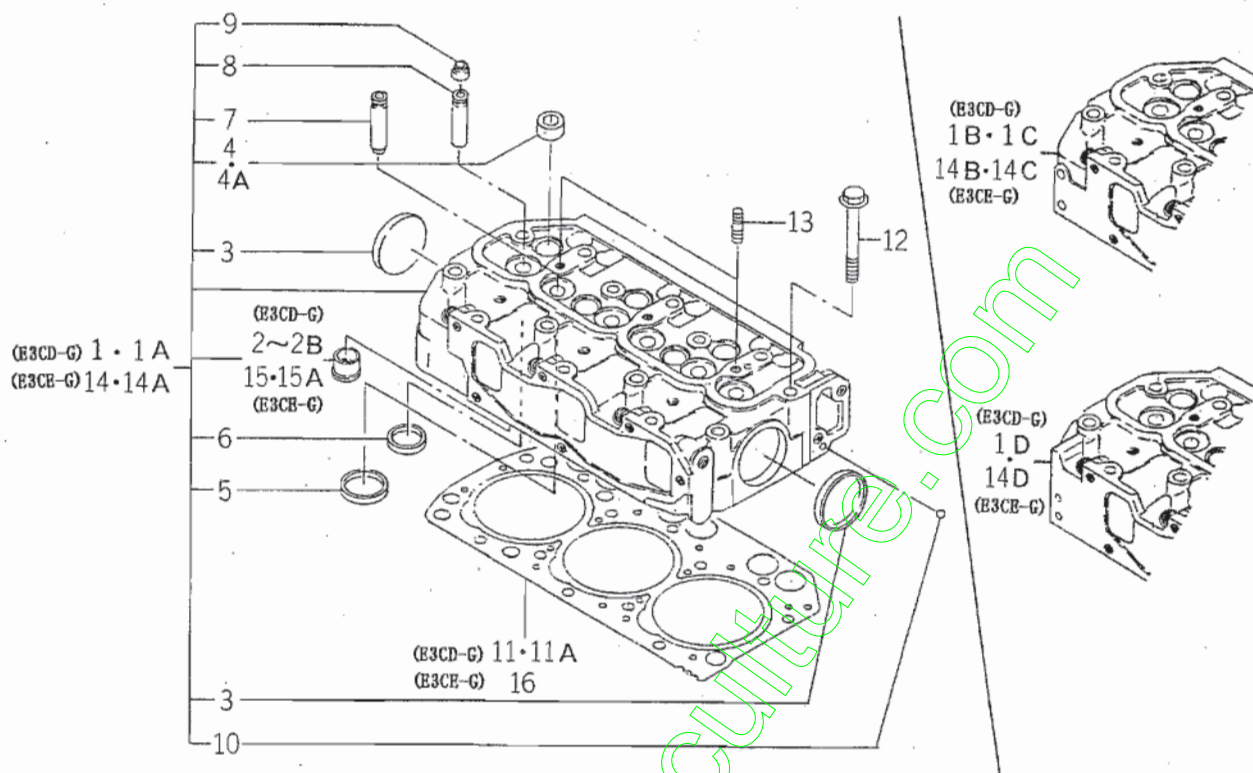
E3CD – G (SF330)

70.7 6005-010L

2-5 6005-010-014-00

www.emc-motoculture.com

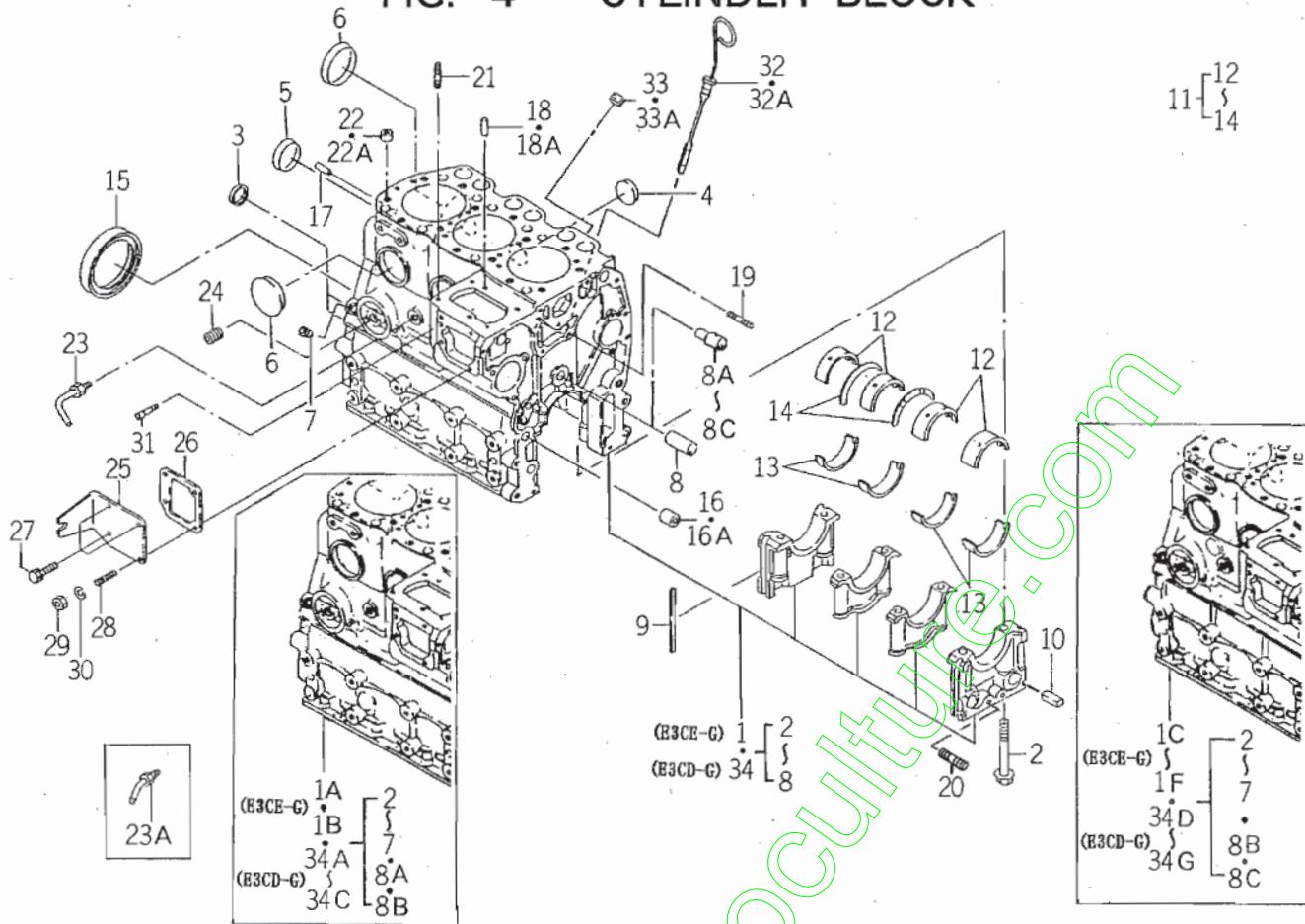
FIG. 1 CYLINDER HEAD



6005-101G

KEY	PART CODE	DESCRIPTION	S P C	TYPE OF MODEL		I T C	C O L	G R P	REMARKS
				E3CEG	E3CDG				
1	6211-110-045-10	CYLINDERHEAD ASSY	*		1 -10705	1			
1A	6211-110-045-20	CYLINDERHEAD ASSY	*		1 -13104	1			
1B	6211-110-045-30	CYLINDERHEAD ASSY	*		1 -13142	3			
1C	6211-110-045-40	CYLINDERHEAD ASSY	*		1 -60998	1			
1D	6211-110-045-50	CYLINDERHEAD ASSY	*		1 60999-	1			
2	6211-150-019-00	HOTPLUG ASSY	*		3 -10407				
2A	6211-150-033-00	HOTPLUG ASSY	*		3 -13142				
2B	6211-150-033-10	HOTPLUG ASSY	*		3 13143-	1			
3	6209-610-003-00	CUP/SEALING/50	*	2	2				
4	6209-605-004-00	PLUG/PT1/2	*	5 -49987	5 -49987				
4A	6209-605-004-10	PLUG/PT1/2	*	5 49988-	5 49988-	1			
5	6211-715-006-00	VALVESEAT/INLET	*	3	3				
6	6211-711-005-00	VALVESEAT/EXHAUST	*	3	3				
7	6211-721-003-10	VALVEGUIDE	*	3	3	1			
8	6211-721-004-00	VALVEGUIDE	*	3	3				
9	6212-569-002-00	SEAL, OIL	*	6	6				
10	V681-260-000-60	BALL, STEEL	*	1	1				
11	6211-141-023-40	GASKET/CYLINDERHEAD	*		1 -60998	1			
11A	6211-141-023-50	GASKET/CYLINDERHEAD	*		1 60999-	3			
12	6209-000-005-00	BOLT	*	14	14				
13	6909-830-212-00	STUD, HEAD COVER	*	2	2				
14	6211-110-032-00	CYLINDER/HEAD ASSY	*		1 -5125				
14A	6211-110-032-10	CYLINDERHEAD ASSY	*		1 -10411	1			
14B	6211-110-032-20	CYLINDERHEAD ASSY	*		1 -15035	1			
14C	6211-110-032-30	CYLINDERHEAD ASSY	*		1 15036-	3			
14D	6211-110-032-40	CYLINDERHEAD ASSY	*		1	1			
15	6211-150-020-00	HOTPLUG ASSY	*		3 -10392				
15A	6211-150-034-00	HOTPLUG ASSY	*		3 10393-				
16	6211-141-024-40	GASKET/CYLINDERHEAD	*		1	1			

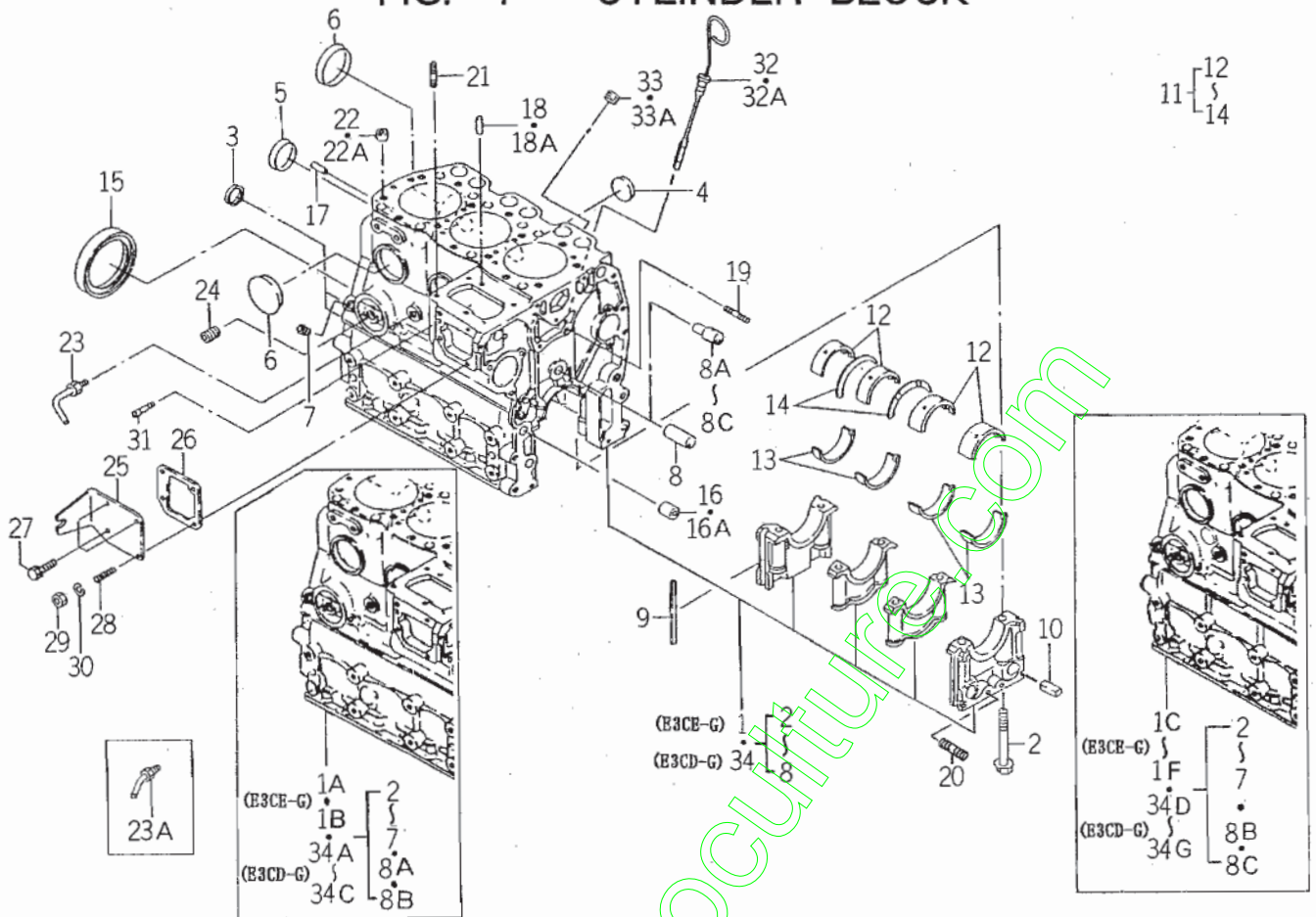
FIG. 4 CYLINDER BLOCK



0005-2011

KEY	PART CODE	DESCRIPTION	S P C	TYPE OF MODEL		I T C	C O L	G R P	REMARKS
				E3CEG	E3CDG				
1	6211-210-031-50	CYLINDERBLOCK ASSY	*	1 -10411		1			
1A	6211-210-031-60	CYLINDERBLOCK ASSY	*	1 -15800		3			
1B	6211-210-031-70	CYLINDERBLOCK ASSY	*	1 -15811		3			
1C	6211-210-031-90	CYLINDERBLOCK ASSY	*	1 -25722		1			
1D	6211-210-057-00	CYLINDERBLOCK ASSY	*	1 -43571					
1E	6211-210-057-10	CYLINDERBLOCK ASSY	*	1 -61815		1			
1F	6211-210-057-20	CYLINDERBLOCK ASSY	*	1 61816-		1			
2	6209-000-006-00	BOLT	*	8	8				
3	6911-129-081-00	CAP. SEALING	*	2	2				
4	6209-610-001-00	CAP. SEALING	*	2	2				
5	6911-219-195-00	CAP. SEALING	*	1	1				
6	6209-610-003-00	CAP. SEALING/50	*	3	3				
7	6509-605-019-10	PLUG	*	8	8				
8	6212-531-005-00	PIN, IDLE GEAR	*	1 -10411	1 -10715				
8A	6212-531-008-00	PIN/IDLEGEAR	*	1 -15034	1 -15034				
8B	6212-531-008-10	PIN/IDLEGEAR	*	1 -16778	1 -16778	1			
8C	6212-531-008-20	PIN/IDLEGEAR	*	1 16779-	1 16779-				
9	6211-258-001-00	SEAL, BEARING CAP	*	4	4				
10	6211-258-002-00	SEAL, BEARING CAP/7	*	2	2				
11	6211-510-008-00	BEARING/CRANK SET	*	1	1				
12	6211-511-007-00	BEARING/CRANK/UPPER	*	4	4				
13	6211-511-008-00	BEARING/CRANK/LOWER	*	4	4				
14	6211-599-004-00	BEARING/THRUST/CRANK	*	2	2				
15	6209-625-003-10	OILSEAL	*	1	1	1			
16	6209-749-001-10	PIN, TUBE	*	2 -51375	2 -51375	1			
16A	6209-749-001-20	PIN/TUBE	*	2 51376-	2 51376-	1			
17	6908-160-816-00	PIN	*	2	2				
18	6908-160-612-00	PIN/STRIANER	*	2 -37587	2 -39522				
18A	6209-740-005-00	PIN	*	2 37588-	2 39523-				
19	6904-110-840-00	STUD/M8X40	*	2	2				

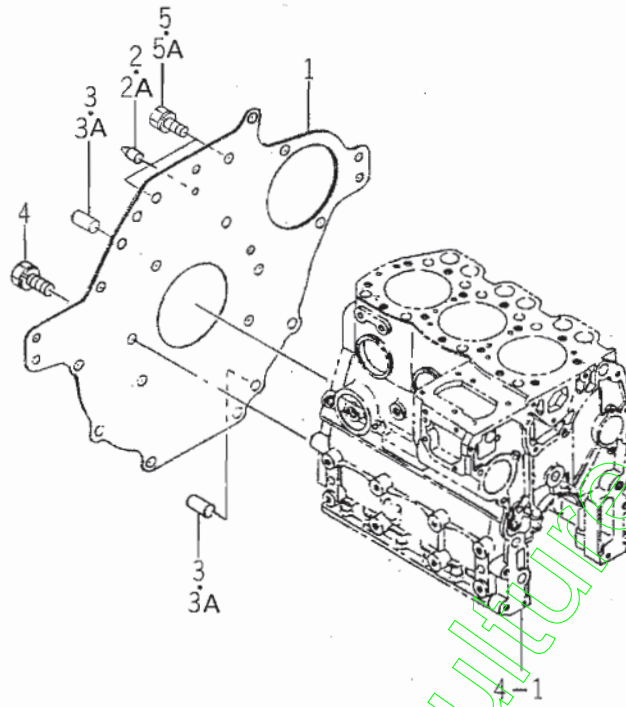
FIG. 4 CYLINDER BLOCK



6005-2011

KEY	PART CODE	DESCRIPTION	S P C	TYPE OF MODEL		I T C	C O L	G R P	REMARKS
				E3CEG	E3CDG				
20	V251-340-806-00	BOLT/STUD	*	1 11822-	1 11198-				
21	6904-110-822-00	STUD	*	2	2				
22	6894-453-344-00	DOWEL	*	2 -39451	2 -39522				
22A	6294-453-002-00	DOWEL	*	2 39452-	2 39523-				
23	6513-721-043-00	PIPE, WATER DRAIN	*	1 -12711	1 -12976				
23A	6213-721-007-00	PIPE/WATERDRAIN	*	1 12712-	1 12977-				
24	6213-319-001-00	CONNECTOR, OIL FILTER	*	1	1				
25	6211-291-007-20	COVER/INJECTIONPUMP	*	1	1	1			
26	6211-292-001-20	GASKET/COVER	*	1	1	1			
27	6901-910-612-00	BOLT, SEMS/M6X12	*	1	1				
28	6209-300-006-00	STUD	*	3	3				
29	V301-460-006-00	NUT/M 6	*	3	3				
30	V401-160-006-00	WASHER, SP/M 6	*	3	3				
31	6215-549-013-00	PIN	*	1	1				
32	6211-760-015-10	LEVELGAGE	*	1 -12475	1 -12475	1			
32A	6211-760-015-20	LEVELGAGE	*	1 12476-	1 12476-	1			
33	6209-605-005-00	PLUG/PT3/4	*	1 -10703	1 -10703				
33A	6209-605-005-10	PLUG/PT3/4	*	1 10704-	1 10704-	1			
34	6211-210-028-50	CYLINDERBLOCK ASSY	*		1 -10715	1			
34A	6211-210-028-60	CYLINDERBLOCK ASSY	*		1 -15799	3			
34B	6211-210-028-70	CYLINDERBLOCK ASSY	*		1 -15805	3			
34C	6211-210-028-80	CYLINDERBLOCK ASSY	*		1 -15818	1			
34D	6211-210-028-90	CYLINDERBLOCK ASSY	*		1 -26516	1			
34E	6211-210-056-00	CYLINDERBLOCK ASSY	*		1 -45008				
34F	6211-210-056-10	CYLINDERBLOCK ASSY	*		1 -60998	1			
34G	6211-210-056-20	CYLINDERBLOCK ASSY	*		1 60999-	1			

FIG. 7 REAR PLATE

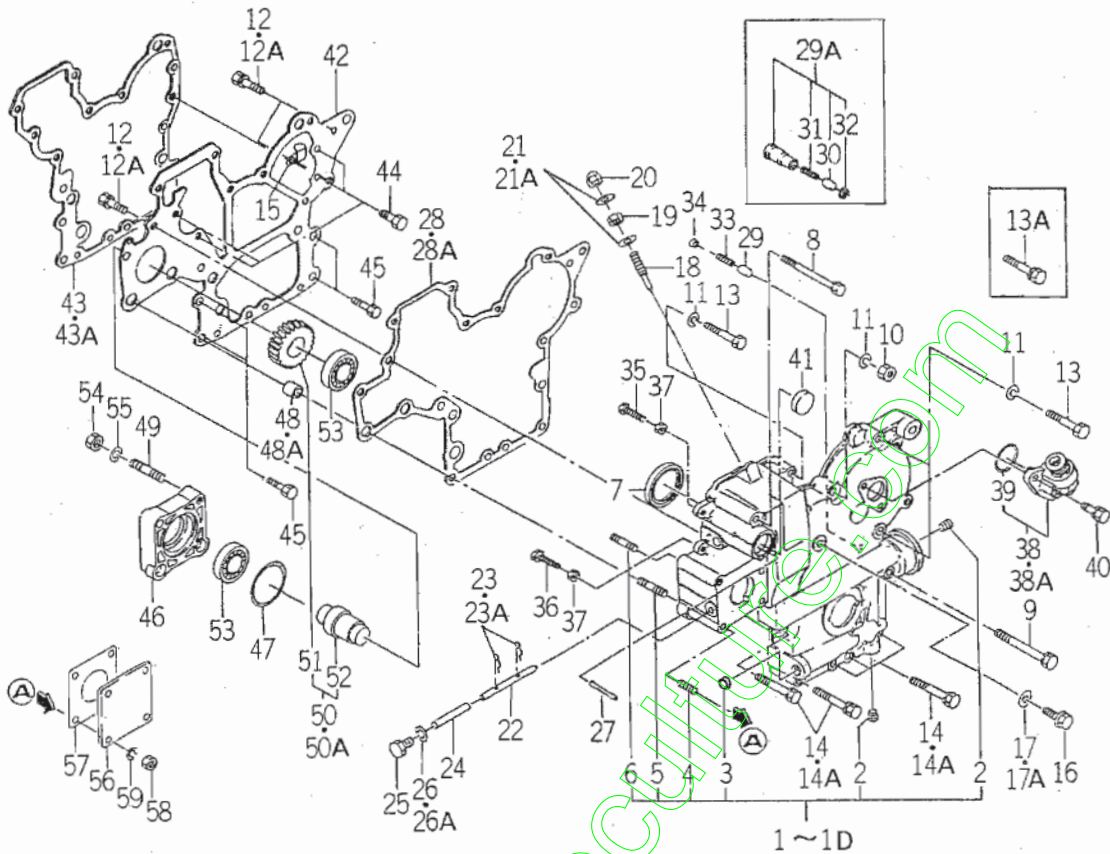


6095-220

KEY	PART CODE	DESCRIPTION	S P C	TYPE OF MODEL		I T C	C O L	G R P	REMARKS
				E3CEG	E3CDG				
1	6211-341-017-10	PLATE/REAR	*	1	1	1			
2	6211-342-003-00	POINTER	*	1 -16778	1 -16778				
2A	6211-342-003-10	POINTER	*	1 16779-	1 16779-	1			
3	6908-161-018-00	PIN	*	2 -36693	2 -36693				
3A	V523-101-001-80	PIN	*	2 36694-	2 36694-				
4	6209-030-091-00	BOLT/WS	*	6	6				
5	6901-911-020-00	BOLT, SEMS/M10X20	*	2 -38996	2 -38996				
5A	6901-911-025-00	BOLT	*	2 38997-	2 38997-				

www.eric-motoculture.com

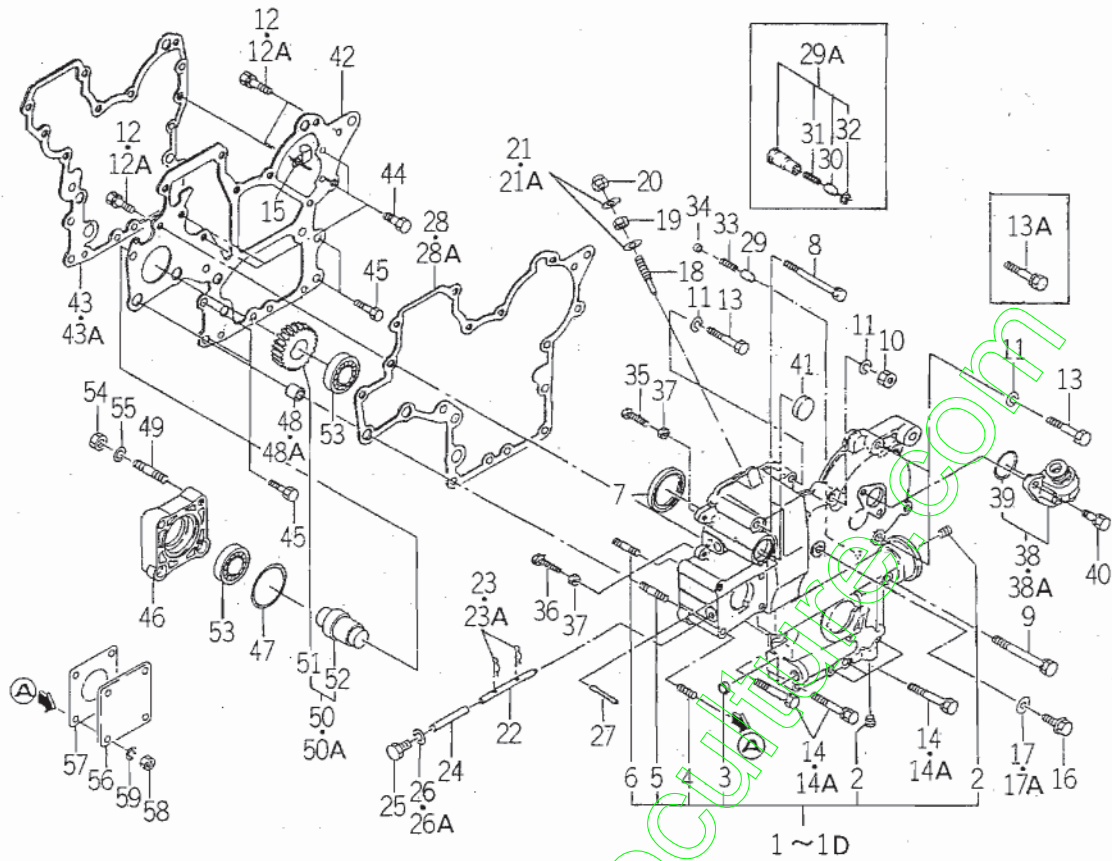
FIG. 8 TIMING GEAR CASE



6005-240

KEY	PART CODE	DESCRIPTION	S P C	TYPE OF MODEL		I T C	C O L	G R P	REMARKS
				E3CEG	E3CDG				
1	6211-310-009-00	GEARCASE ASSY	*	1 -6433	1 -6433				
1A	6211-310-009-10	GEARCASE ASSY	*	1 -10411	1 -10411		1		
1B	6211-310-009-20	GEARCASE ASSY	*	1 -55538	1 -55538		3		
1C	6211-310-009-30	GEARCASE ASSY	*	1 -59690	1 -59690		1		
1D	6211-310-009-40	GEARCASE ASSY	*	1 59691-	1 59691-		1		
2	6209-605-003-00	PLUG/PT1/4	*	2	2				
3	6209-610-004-00	CUP/SEALING/20	*	1	1				
4	6904-110-822-00	STUD	*	4	4				
5	6904-110-855-00	STUD	*	2	2				
6	6904-110-850-00	STUD	*	1	1				
7	6209-625-002-00	SEAL, OIL	*	1	1				
8	6209-030-005-00	BOLT/M8X85	*	1	1				
9	6209-030-006-00	BOLT/M8X75	*	2	2				
10	6909-110-508-00	NUT/M8	*	2	2				
11	6909-150-508-00	WASHER	*	2	2				
12	6901-910-820-00	BOLT, SEMS/M8X20	*	3 -7905	3 -7905				
12A	V211-560-802-00	BOLT/M8X20	*	3 7906-	3 7906-				
13	6901-050-850-00	BOLT/M8X45	*	3 -58673	3 -58673				
13A	6509-030-037-00	BOLT	*	3 58674-	3 58674-				
14	6209-037-007-00	BOLT/WS	*	4 -41854	4 -41854				
14A	6209-030-095-00	BOLT/WS	*	4 41855-	4 41855-				
15	1425-621-004-00	CLAMP, HARNESS	*	1	1				
16	6209-046-001-00	BOLT/M8X30	*	1	1				
17	6909-920-843-00	PACKING	*	1 -32854	1 -32854				
17A	6209-500-003-00	WASHER/08X14X01	*	1 32855-	1 32855-				
18	6215-546-003-00	STOPPER/FULLLOAD	*	1	1				
19	6209-409-001-00	NUT/M8	*	1	1		1		
20	V341-120-008-00	NUT, CAP/M 8	*	1	1				
21	6909-920-843-00	PACKING	*	2 -47218	2 -47218				
21A	6209-920-002-00	PACKING	*	2 47219-	2 47219-				

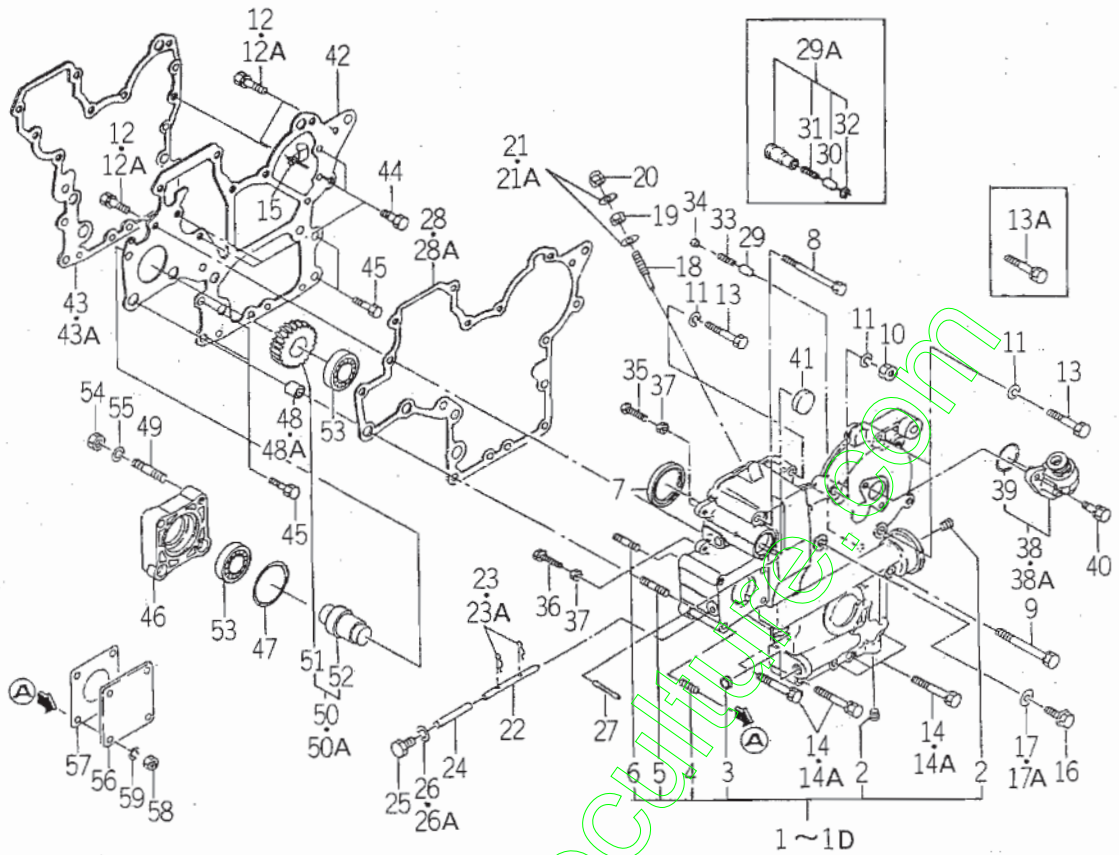
FIG. 8 TIMING GEAR CASE



6005-240

KEY	PART CODE	DESCRIPTION	S P C	TYPE OF MODEL		I T C	C O L	G R P	REMARKS
				E3CEG	E3CDG				
22	6215-542-004-20	PIN/ARM	*	1	1	1			
23	2130-601-018-00	PIN, SNAP/6	*	2	2				
23A	P117-303-003-00	PIN/SNAP	*	-14390	-14390				
24	6215-542-005-00	PIN	*	14391-	14391-				
25	6909-202-308-00	PLUG	*	1	1				
26	6909-920-843-00	PACKING	*	1	1				
26A	6209-500-003-00	WASHER/08X14X01	*	-40398	-40398				
27	6209-740-001-00	PIN, GROOVE	*	40399-	40399-				
28	6211-312-005-00	GASKET/GEARCASE	*	1	1				
28A	6211-312-005-10	GASKET/GEARCASE	*	-48432	-47432				
29	6213-161-001-00	PISTON/RELIEF VALVE	*	48433-	48433-	1			
29A	6213-160-002-00	VALVE/RELIEF ASSY	*	1	1				
30	6213-161-001-00	PISTON/RELIEF VALVE	*	10412-	10412-				
31	6213-164-001-00	SPRING/RELIEF VALVE	*	1	1				
32	V705-140-012-00	RING, SNAP/12 C	*	10412-	10412-				
33	6213-164-001-00	SPRING/RELIEF VALVE	*	1	1				
34	6213-163-002-00	CAP/RELIEF VALVE	*	-10411	-10411				
35	6209-050-001-00	BOLT/M6	*	1	1				
36	6209-050-002-00	BOLT/M6	*	1	1				
37	6909-110-406-00	NUT	*	2	2				
38	6219-310-003-00	DRIVE TACHOMETER	*	1	1				
38A	6219-310-003-10	DRIVE/TACHOMETE ASSY	*	-30878	-30878				
39	V723-102-002-40	RING/O	*	30879-	30879-	2			
40	6901-910-616-00	BOLT, SEMS/M6X16	*	1	1				
41	3625-540-004-00	CAP, BLANK/30	*	2	2				
42	6211-311-013-00	PLATE/FRONT	*	1	1				
43	6211-312-006-00	GASKET/PLATE	*	1	1				
43A	6211-312-006-10	GASKET/PLATE	*	-48432	-48432				
44	6902-050-816-00	BOLT	*	48433-	48433-	1			
45	6509-000-227-00	BOLT	*	4	4				
			*	-48275	-48275				

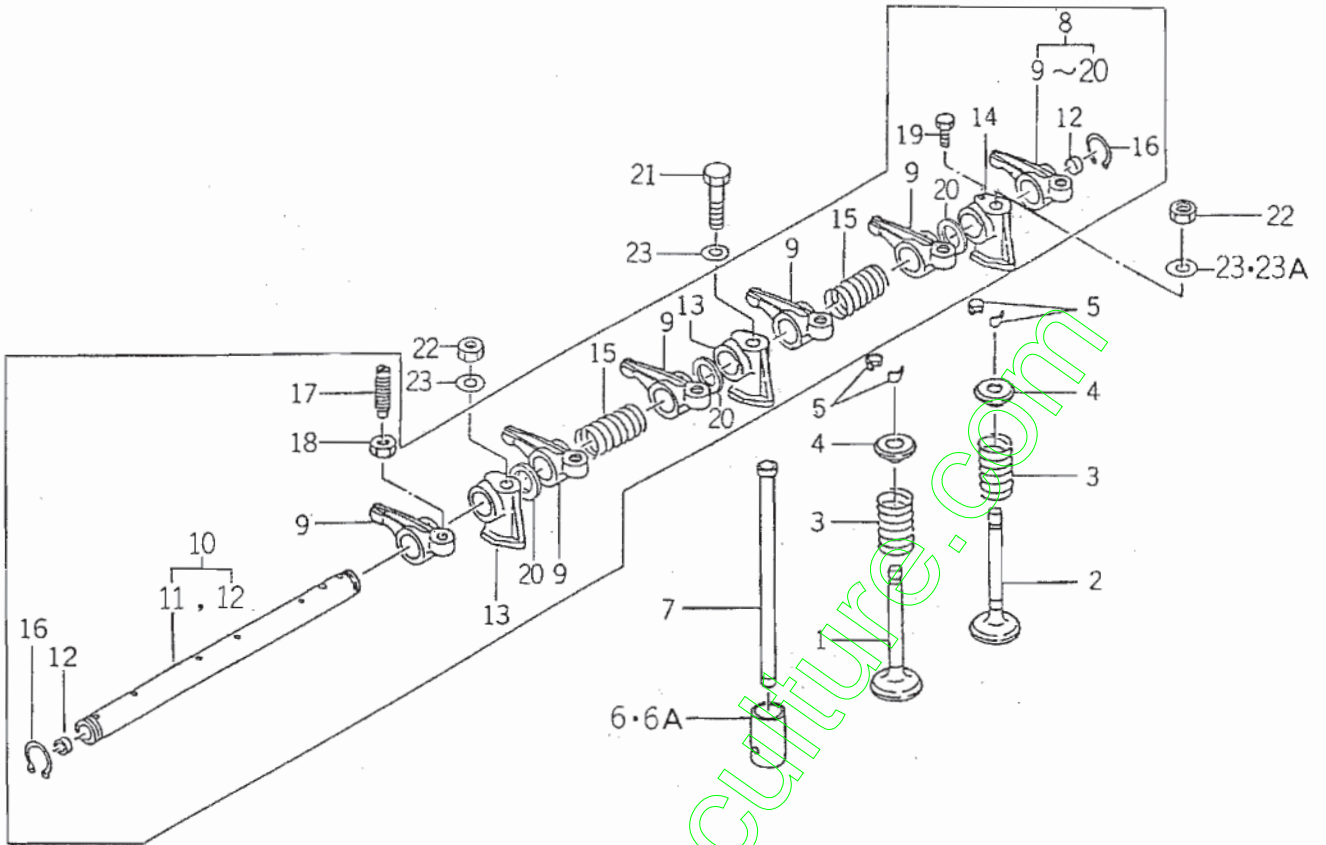
FIG. 8 TIMING GEAR CASE



8005-240

KEY	PART CODE	DESCRIPTION	S P C	TYPE OF MODEL		I T C	C O L	G R P	REMARKS
				E3CEG	E3CDG				
46	6211-319-003-00	SPACER	*	1	1				
47	V723-102-005-00	O-RING 1A S50	*	1	1				
48	6209-749-001-10	PIN, TUBE	*	2	2		1		
48A	6209-749-001-20	PIN/TUBE	*	-51375 2	-51375 2		1		
49	6904-110-822-00	STUD	*	1	1				
50	6212-530-005-00	SHAFT/HYDRAULIC ASSY	*	1 -10411	1 -10411				
50A	6212-530-005-10	SHAFT/HYDRAULIC ASSY	*	1 10412-	1 10412-		3		
51	6212-525-003-00	GEAR	*	1 -10411	1 -10411				
52	6212-533-005-00	SHAFT	*	1 -10411	1 -10411				
53	V600-110-600-50	BEARING, RB/6005	*	2	2				
54	6909-110-408-00	NUT/M8	*	4	4				
55	6909-150-508-00	WASHER	*	4	4				
56	6511-321-083-00	COVER	*	1	1				
57	6211-322-002-00	GASKET/COVER	*	1	1				
58	6909-110-408-00	NUT/M8	*	4	4				
59	6909-150-508-00	WASHER	*	4	4				

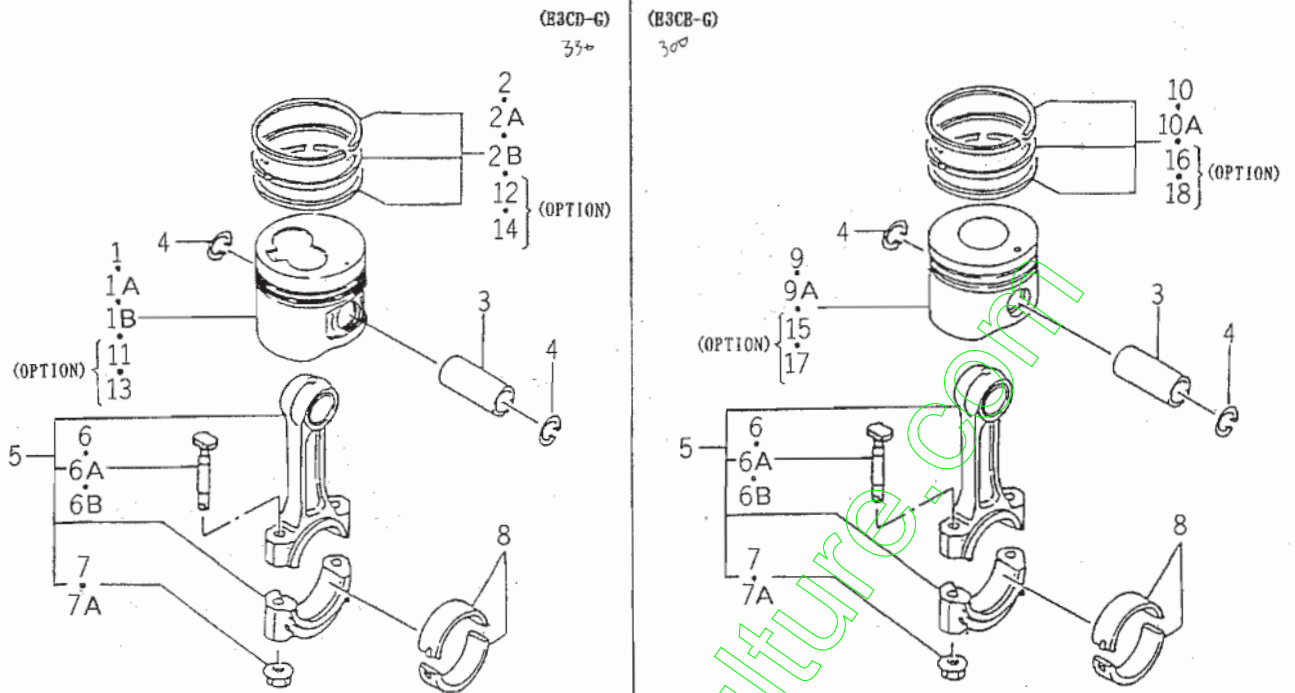
FIG. 10 VALVE



6905-3018

KEY	PART CODE	DESCRIPTION	S P C	TYPE OF MODEL		I T C	C O L	G R P	REMARKS
				E3CEG	E3CDG				
1	6212-551-008-00	VALVE/INTAKE	*	3	3				
2	6212-552-008-00	VALVE/EXHAUST	*	3	3				
3	6212-561-003-00	SPRING/VALVE	*	6	6				
4	6212-563-001-00	SEAT, VALVE SPRING	*	6	6				
5	6212-565-001-00	CUTTER, VALVE	*	12	12				
6	6212-571-002-10	TAPPET	*	6 -15034	6 -15034	1			
6A	6212-571-002-20	TAPPET	*	6 15035-	6 15035-	1			
7	6212-575-003-00	PUSHROD	*	6	6				
8	6212-600-009-10	ROCKERSHAFT ASSY	*	1	1	1			
9	6212-611-004-10	ROCKERARM	*	6	6	1			
10	6212-620-008-10	SHAFT/ROCKERARM ASSY	*	1	1	3			
11	6212-621-008-10	SHAFT/ROCKERARM	*	1	1	3			
12	6212-626-002-10	PLUG	*	2	2	3			
13	6212-628-006-00	BRACKET/ROCKERSHAFT	*	2	2				
14	6212-628-007-00	BRACKET/ROCKERSHAFT	*	1	1				
15	6209-940-004-00	SPRING	*	2	2				
16	V704-140-016-00	RING, SNAP/16 C	*	2	2				
17	6212-616-002-00	SCREW ADJUST	*	6	6				
18	6209-409-003-00	NUT	*	6	6				
19	6209-000-002-00	BOLT	*	1	1				
20	6212-619-001-20	SPACER/ROCKERARM	*	3	3	3			
21	6901-055-855-00	BOLT/M8X55	*	1	1				
22	6909-110-508-00	NUT/M8	*	2	2				
23	6909-164-508-00	WASHER, PL/M8	*	3 -52532	3 -52532				
23A	6209-500-005-00	WASHER/08X15.5X1.6	*	3 52533-	3 52533-				

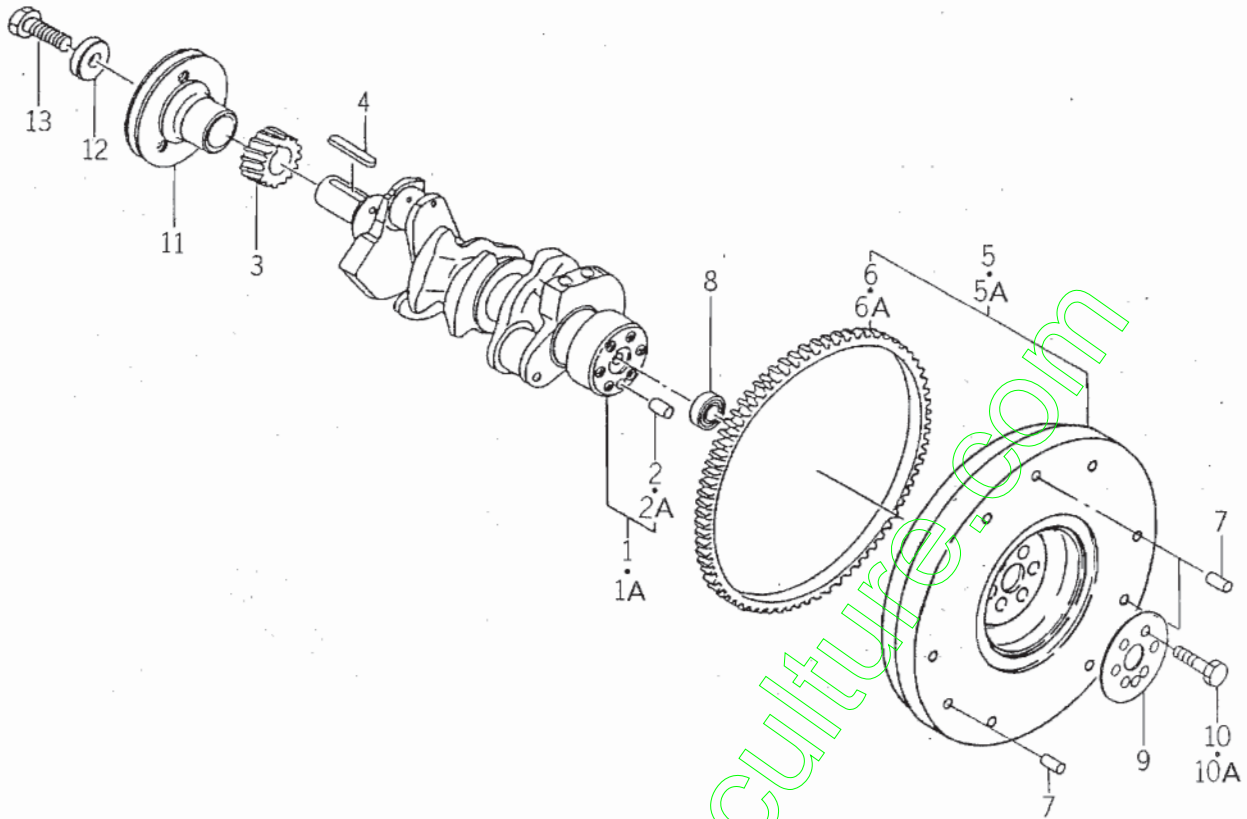
FIG. 12 PISTON



6005-340G

KEY	PART CODE	DESCRIPTION	S P C	TYPE OF MODEL		I T C	C O L	G R P	REMARKS
				E3CEG/	E3CDG				
1	6212-111-039-20	PISTON	*		3 -39838	1			
1A	6212-111-039-30	PISTON	*		3 -43876	1			
1B	6212-111-039-40	PISTON	*		3 43877-	1			
2	6212-121-013-00	RING/PISTON SET	*		3 -10650				
2A	6212-121-013-10	RING/PISTON SET	*		3 -49196	1			
2B	6212-121-013-20	RING/PISTON SET	*		3 49197-	1			
3	6512-211-018-00	PIN PISTON	*	3	3				
4	6909-950-115-00	RING SNAP	*	6	6				
5	6212-230-005-00	CONNECTINGROD ASSY	*	3	3				
6	6212-235-002-00	BOLT/CONNECTINGROD	*	6 -40398	6 -40398				
6A	6212-235-002-10	BOLT/CONNECTINGROD	*	6 -52631	6 -52631	3			
6B	6212-235-002-20	BOLT/CONNECTINGROD	*	6 52632-	6 52632-	1			
7	6209-440-002-00	NUT	*	6 -33812	6 -33812				
7A	6209-440-002-10	NUT/FLANGE	*	6 33813-	6 33813-	3			
8	6212-261-009-10	BEARING/CON ROD	*	6	6	1			
9	6212-111-043-10	PISTON/OV	*	3 -58178		1			
9A	6212-111-043-20	PISTON	*	3 58179-		1			
10	6212-121-015-00	RING/PISTON SET	*	3					
10A	6212-121-015-10	RING/PISTON SET	*	3		1			
11	6212-114-039-40	PISTON/OV	T		3	1			0.5
12	6212-124-013-20	RING/PISTON/OV SET	T		3	1			0.5
13	6212-116-039-40	PISTON/OV	T		3	1			1.0
14	6212-126-013-20	RING/PISTON/OV SET	T		3	1			1.0
15	6212-114-043-20	PISTON/OV	T	3		1			0.5
16	6212-124-015-10	RING/PISTON/OV SET	T	3		1			0.5
17	6212-116-043-20	PISTON/OV	T	3		1			1.0
18	6212-126-015-10	RING/PISTON/OV SET	T	3		1			1.0

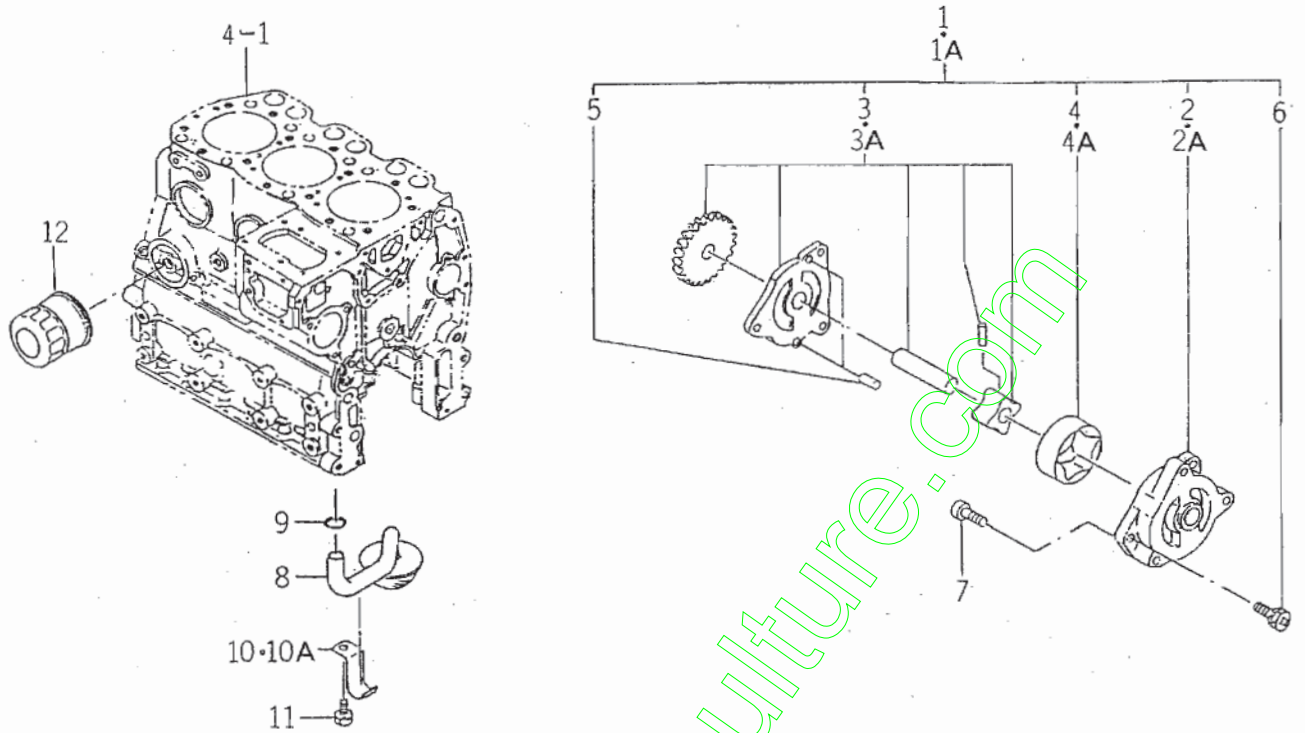
FIG. 13 CRANK SHAFT



6005-350

KEY	PART CODE	DESCRIPTION	S P C	TYPE OF MODEL		I T C	C O L	G R P	REMARKS
				E3CEG	E3CDG				
1	6 2 1 2 - 3 1 0 - 0 1 1 - 2 0	CRANKSHAFT	*	1 -60998	1 -60998	1			
1A	6 2 1 2 - 3 1 0 - 0 1 1 - 3 0	CRANKSHAFT	ASSY *	60999	60999	1			
2	6 9 0 8 - 1 6 1 - 0 1 8 - 0 0	PIN	*	1 -38770	1 -38770				
2A	V 5 2 3 - 1 0 1 - 0 0 1 - 8 0	PIN	*	1 38771-	1 38771-				
3	6 2 1 2 - 5 2 1 - 0 0 2 - 0 0	GEAR, CRANK SHAFT	*	1	1				
4	6 9 0 8 - 0 0 0 - 7 5 0 - 0 0	KEY	*	1	1				
5	6 2 1 2 - 3 3 0 - 0 2 2 - 3 0	FLYWHEEL	ASSY *	1 -52587	1 -52587	1			
5A	6 2 1 2 - 3 3 0 - 0 2 2 - 4 0	FLYWHEEL	ASSY *	1 52588-	1 52588-	2			
6	6 9 1 2 - 3 3 3 - 0 3 6 - 1 0	GEAR, RING	*	1 -44614	1 -44614				
6A	6 2 1 2 - 3 3 3 - 0 0 2 - 0 0	RINGGEAR	*	1 44615-	1 44615-				
7	6 9 0 8 - 1 5 0 - 6 1 4 - 0 0	PIN	*	3	3				
8	V 6 0 0 - 1 5 0 - 6 0 0 - 2 0	BEARING, RB/6002SS	*	1	1				
9	6 2 1 2 - 3 3 6 - 0 0 1 - 0 0	WASHER	*	1	1				
10	6 5 0 9 - 0 0 0 - 0 1 8 - 1 0	BOLT	*	6 -28850	6 -28850				
10A	6 2 0 9 - 0 0 0 - 0 1 3 - 0 0	BOLT	*	1 28851-	1 28851-				
11	6 2 1 2 - 3 7 1 - 0 1 7 - 0 0	PULLEY	*	1	1				
12	6 2 1 2 - 3 7 9 - 0 0 1 - 0 0	WASHER	*	1	1				
13	6 9 0 1 - 0 6 6 - 6 4 5 - 0 0	BOLT	*	1	1				

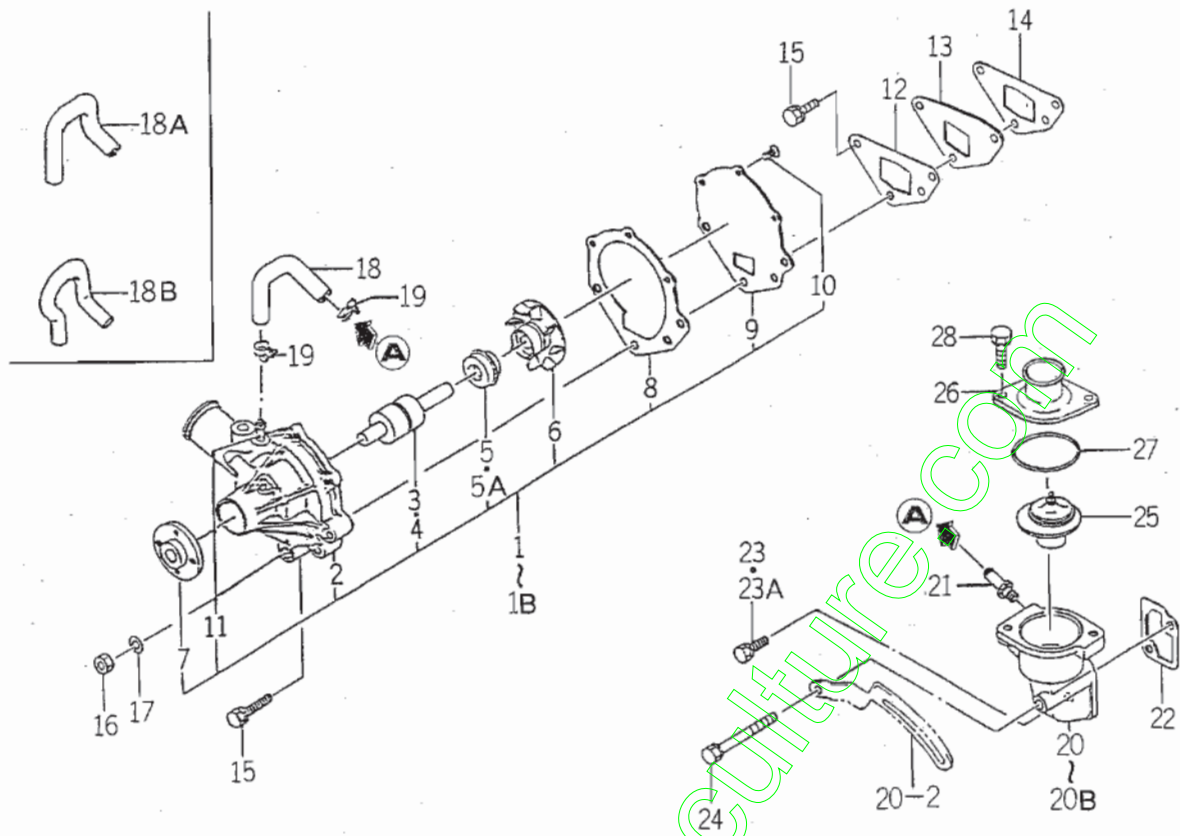
FIG. 14 OIL PUMP



6005-401

KEY	PART CODE	DESCRIPTION	S P C	TYPE OF MODEL		I T C	C O L	G R P	REMARKS
				E3CEG	E3CDG				
1	6213-100-004-20	OILPUMP ASSY	*	1 -58214	1 -58214	1			
1A	6213-100-004-30	OILPUMP ASSY	*	1 58215-	1 58215-	1			
2	6213-111-002-10	BODY/OILPUMP	*	1 -58214	1 -58214	1			
2A	6213-111-002-20	BODY/OILPUMP	*	1 58215-	1 58215-				
3	6213-120-002-10	GEAR/OILPUMP ASSY	*	1 -58214	1 -58214	3			
3A	6213-120-002-30	GEAR/OILPUMP ASSY	*	1 58215-	1 58215-				
4	6213-125-002-00	ROTOR/OUTER	*	1 -58214	1 -58214				
4A	6213-125-002-10	ROTOR/OUTER	*	1 58215-	1 58215-				
5	6213-129-003-00	PIN/STRAIGHT	*	2	2				
6	6213-119-001-00	BOLT/WS	*	3	3				
7	V220-540-602-00	SCREW/SOCKET	*	3	3				
8	6213-140-012-00	STRAINER COMP	*	1	1				
9	V720-113-502-20	RING/O	*	1	1				
10	6213-149-003-10	CLAMP/STRAINER	*	1 -10560	1 -10560	3			
10A	6213-149-003-20	CLAMP/STRAINER	*	1 10561-	1 10561-	1			
11	6901-910-816-00	BOLT, SEMS/M8X16	*	1	1				
12	6213-240-002-00	CARTRIDGE, OIL FILTER	*	1	1				

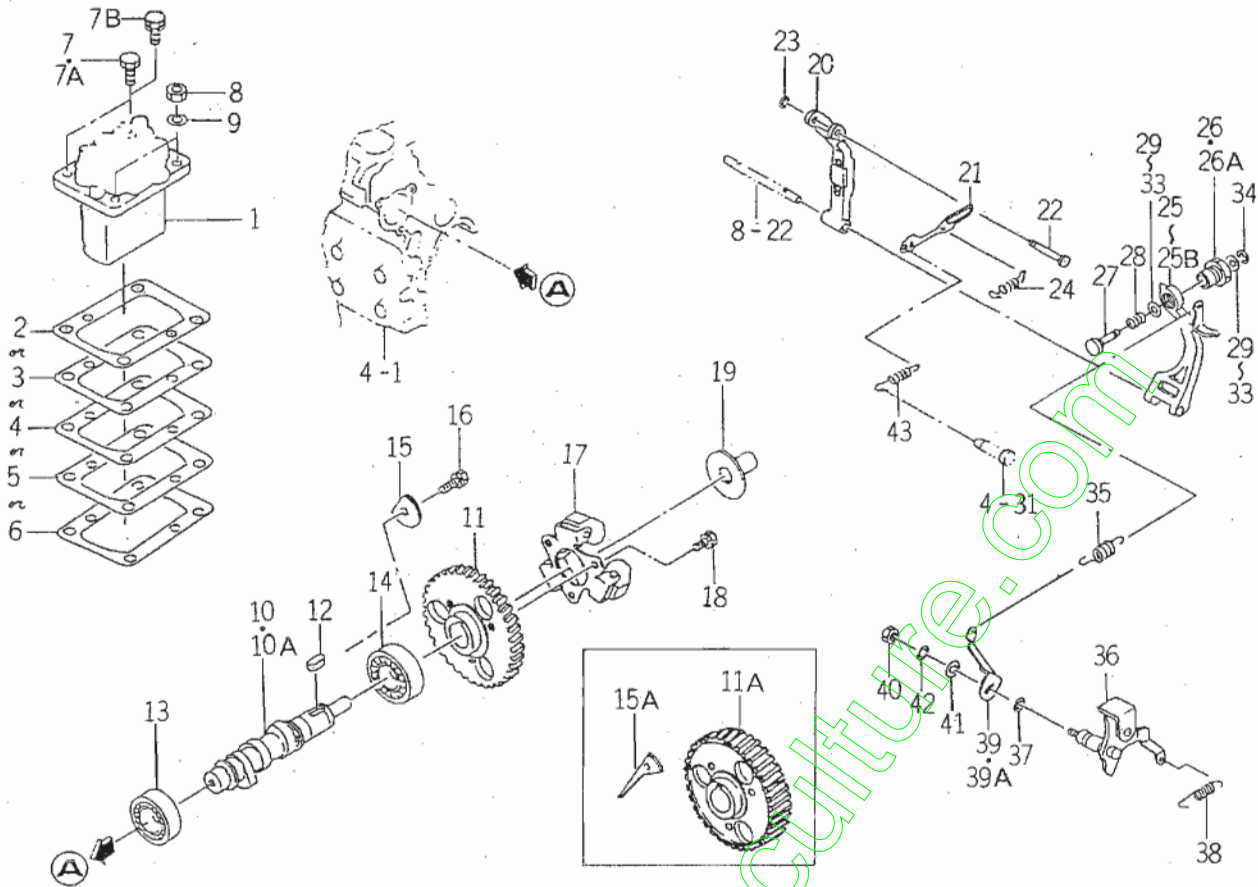
FIG. 15 WATER PUMP



6095-420A

KEY	PART CODE	DESCRIPTION	S P C	TYPE OF MODEL		I T C	C O L	G R P	REMARKS
				E3CEG	E3CDG				
1	6213-610-004-20	WATERPUMP ASSY	*	1	1	1			
1A	6213-610-004-30	WATERPUMP ASSY	*	-27626	-27626	1			
1B	6213-610-004-40	WATERPUMP ASSY	*	-42134	-42134	1			
2	6213-611-003-20	BODY/WATERPUMP	*	1	1	3			
3	6213-631-002-00	BEARING/WATER PUMP	*	1	1				
4	6213-631-005-00	BEARING/WATERPUMP	*	1	1				
5	6213-622-002-00	SEAL SET/WATER PUMP	*	1	1				
5A	6213-622-002-10	SEAL SET/WATER PUMP	*	-28189	-28189	1			
6	6213-621-003-00	ROTOR/WATERPUMP	*	1	1				
7	6213-642-002-00	SEAL/WATER PUMPPULLE	*	1	1				
8	6213-613-002-10	GASKET	*	1	1	1			
9	6213-612-004-00	PLATE/WATER PUMP	*	1	1				
10	6213-619-003-00	SCREW/WATER PUMP	*	3	3				
11	6213-619-002-00	PIPE/WATER PUMP	*	2	2				
12	6213-614-001-10	GASKET, WATER PUMP	*	1	1	1			
13	6213-619-007-10	SPACER/WATERPUMP	*	1	1	3			
14	6213-614-001-10	GASKET, WATER PUMP	*	1	1	1			
15	6901-910-840-00	BOLT	*	2	2				
16	6909-110-508-00	NUT/M8	*	1	1				
17	6909-150-508-00	WASHER	*	1	1				
18	6213-729-001-00	HOSE, RUBBER	*	1	1				
18A	6213-729-013-00	HOSE/RUBBER	*	-34610	-34610				
18B	6213-729-013-10	HOSE/RUBBER	*	-46250	-46250	1			
19	J061-210-015-00	CLAMP/WIRE/10-15	*	1	1				
20	6213-716-001-20	HOUSING THERMOSTAT	*	1	1	1			
20A	6213-716-001-30	HOUSING/THERMOSTAT	*	-4966	-4966	2			
20B	6213-716-001-40	HOUSING/THERMOSTAT	*	-11163	-11163	1			
21	6213-721-003-00	PIPE, PUMP HOUSING	*	1	1				
22	6213-743-002-10	GASKET/HOUSING	*	1	1	1			
23	6901-910-820-00	BOLT, SEMS/M8X20	*	1	1				
				-7964	-7964				

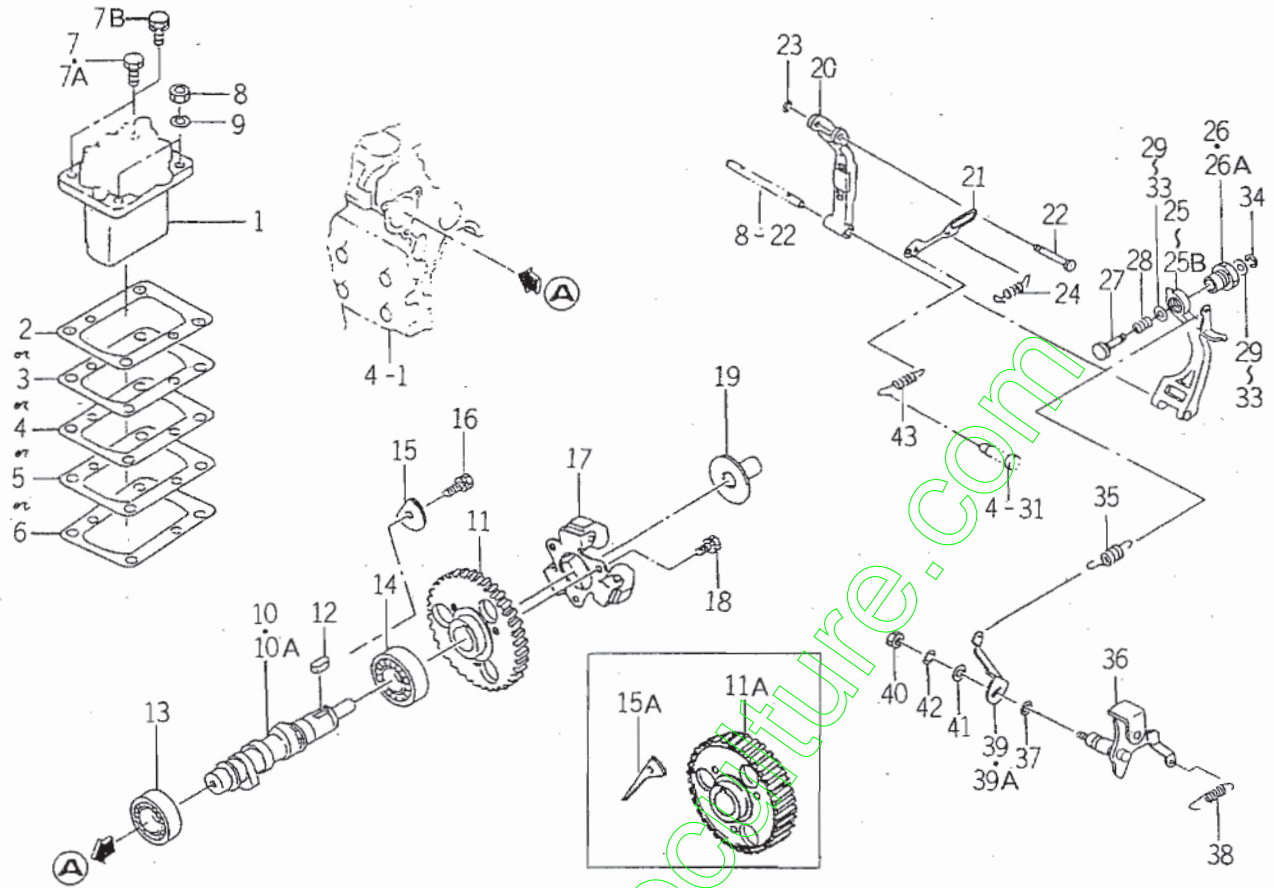
FIG. 18 INJECTION PUMP



0005-510A

KEY	PART CODE	DESCRIPTION	S P C	TYPE OF MODEL		I T C	C O L	G R P	REMARKS
				E3CEG	E3CDG				
1	6215-600-078-00	INJECTIONPUMP ASSY	*	1	1				FIG 026
2	6219-752-006-00	SHIM/PUMP, INJ	*	1	1				
3	6219-752-007-00	SHIM/PUMP, INJ	*	1	1				
4	6219-752-008-00	SHIM/PUMP, INJ	*	1	1				
5	6219-752-009-00	SHIM/PUMP, INJ	*	1	1				
6	6219-752-010-00	SHIM/PUMP, INJ	*	1	1				
7	6902-050-820-00	BOLT	*	2 -7792	2 -7792				
7A	V201-360-802-00	BOLT/M8X20	*	2 -10225	2 -10225				
7B	V211-560-802-00	BOLT/M8X20	*	2 10226-	2 10226-				
8	6909-110-508-00	NUT/M8	*	2	2				
9	6909-150-508-00	WASHER	*	2	2				
10	6215-621-010-00	CAMSHAFT/INJ PUMP	*	1 -10488	1 -10488				
10A	6215-621-018-00	CAMSHAFT/INJPUMP	*	1 10489-	1 10489-				
11	6212-524-002-00	GEAR, INJ PUMP	*	1 -10608	1 -10608				
11A	6212-524-006-00	GEAR/INJECTIONPUMP	*	1 10609-	1 10609-				
12	6908-000-716-00	KEY	*	1	1				
13	V600-110-620-30	BEARING, RB/6203	*	1	1				
14	V600-110-600-40	BEARING, RB/6004	*	1	1				
15	6212-535-002-00	PLATE, THRUST INJPUMP	*	1 -16795	1 -16795				
15A	6212-535-009-00	PLATE/THRUST/INJPUMP	*	1 16796-	1 16796-				
16	6901-910-612-00	BOLT, SEMS/M6X12	*	1	1				
17	6215-520-001-00	FLYWEIGHT	*	1	1				
18	6209-030-043-00	BOLT/M6X10	*	3	3				
19	6215-526-001-10	PIECE, THRUST	*	1	1		1		
20	6215-541-001-00	ARM, FLOATING	*	1	1				
21	6215-543-002-10	RINK/CONTROL	*	1	1		1		
22	6215-542-006-00	PIN, CONTROL	*	1	1				
23	V710-140-004-00	RING, SNAP/ 4 E	*	1	1				
24	6215-549-031-10	SPRING/SETTING	*	1	1		1		
25	6215-541-016-10	ARM/TENSION	*	1 -8560	1 -8560		1		

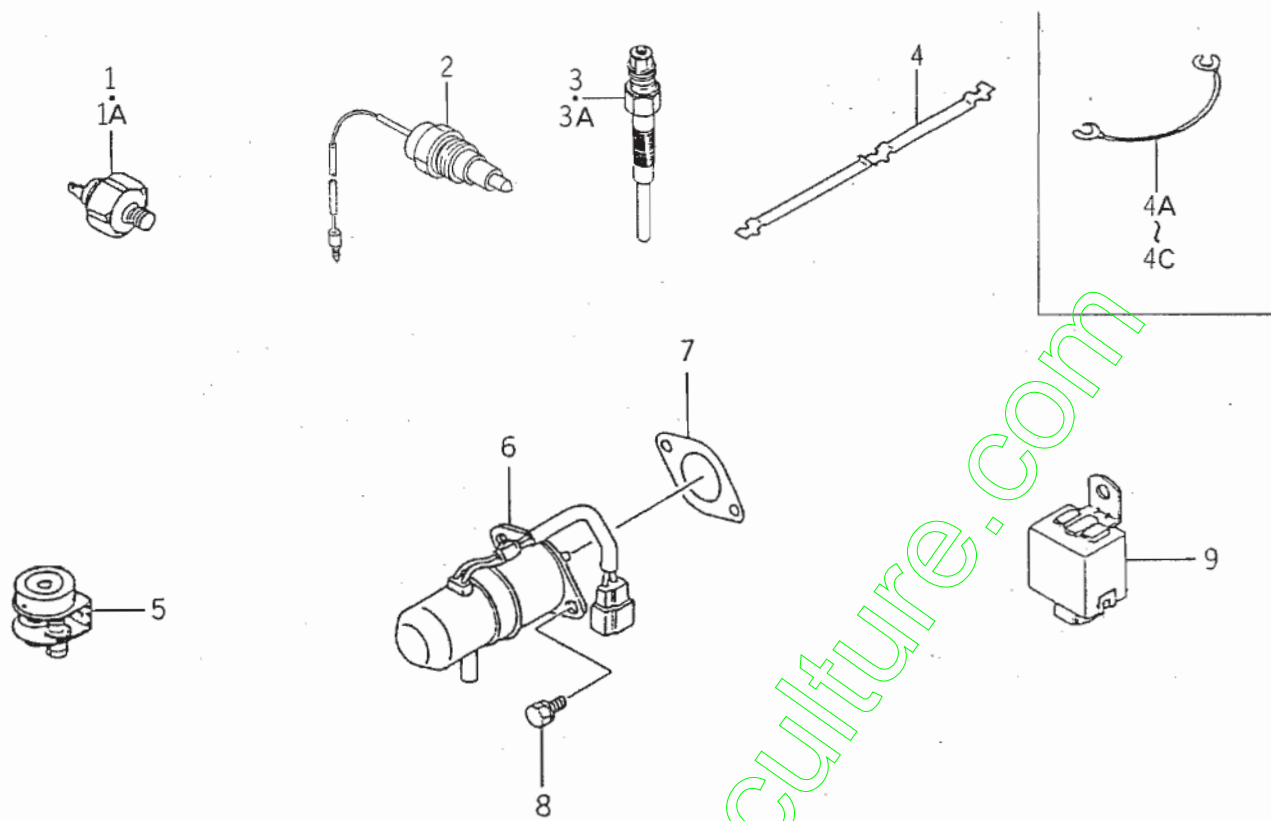
FIG. 18 FUEL PIPE



6005-510A

KEY	PART CODE	DESCRIPTION	S P C	TYPE OF MODEL		I T C	C O L	G R P	REMARKS
				E3CEG	E3CDG				
25A	6215-541-016-20	ARM/TENSION	*	1 -36714	1 -36714	1			
25B	6215-541-016-30	ARM/TENSION	*	36715-	36715-	1			
26	6215-549-028-00	CASE/ADAPTER	*	-49236	-49236				
26A	6215-549-028-10	CASE/ADAPTER	*	49237-	49237-	3			
27	6215-549-027-10	PIN/ADAPTER	*	1	1	1			
28	6215-549-035-00	SPRING/ADAPTER	*	1	1				
29	6215-549-006-00	SHIM/ADAPTER	*	2	2				
30	6215-549-009-00	SHIM/ADAPTER	*	2	2				
31	6215-549-010-00	SHIM/ADAPTER	*	2	2				
32	6215-549-023-00	SHIM/ADAPTER	*	1	1				
33	6215-549-024-00	SHIM/ADAPTER	*	1	1				
34	V710-140-004-00	RING, SNAP/ 4 E	*	1	1				
35	6215-531-006-10	SPRING/GOVERNOR	*	1	1	1			
36	6215-541-014-10	LEVER/CONTROL COMP	*	1	1	1			
37	V720-101-900-80	O-RING/P 8	*	1	1				
38	6209-580-002-10	SPRING, RETURN	*	1	1	1			
39	6215-549-007-00	ARM, CONTROL	*	1 -33812	1 -33812				
39A	6215-549-007-10	ARM/CONTROL	*	1 33813-	1 33813-	1			
40	6909-110-406-00	NUT	*	1	1				
41	V411-260-006-00	WASHER / M6	*	1	1				
42	6909-150-506-00	WASHER, SP/M6	*	1	1				
43	6215-549-012-00	SPRING, STARTING	*	1	1				

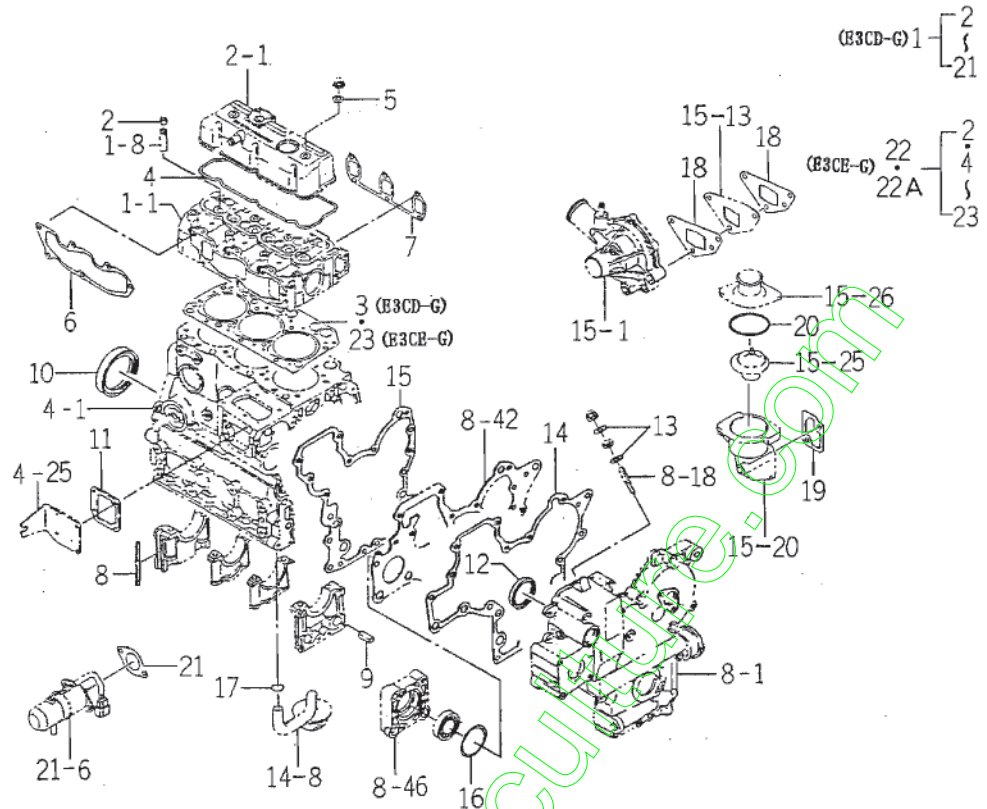
FIG. 21 ELECTRIC (2)



6005-820C

KEY	PART CODE	DESCRIPTION	S D C	TYPE OF MODEL		I T C	C O L	G R P	REMARKS
				E3CEG	E3CDG				
1	6281-971-001-00	SWITCH, OIL PRESSURE	*	1 -25678	1 -25678				
1A	6281-971-001-10	SWITCH/OILPRESSURE	*	1 25679-	1 25679-	1			
2	6282-450-002-00	SWITCH/OVERHEAT	*						
3	6281-410-002-20	PLUG, GLOW	*	3 -54190	3 -54190	1			
3A	6281-410-010-00	GLOWPLUG	*	3 54191-	3 54191-				
4	6219-732-007-00	CONNECTOR/GLOWPLUG	*	1 -5065	1 -5065				
4A	6219-732-005-00	CONNECTOR/GLOWPLUG	*	2 -11197	2 -11197				
4B	6219-732-009-00	CONNECTOR/GLOWPLUG	*	2 -16100	2 -16100				
4C	6219-732-012-00	CONNECTOR/GLOWPLUG	*	2 16101-	2 16101-				
5	6281-420-001-00	RESISTANCE	*	1	1				
6	6281-910-003-00	SOLENOID	*	1	1				
7	6209-630-002-10	GASKET	*	1	1	1			
8	6901-910-612-00	BOLT, SEMS/M6X12	*	2	2				
9	6281-920-001-00	RELAY, SOLENOID	*	1	1				

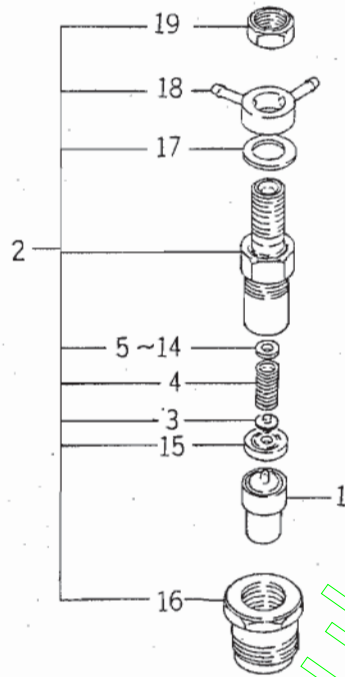
FIG. 22 REPAIR PARTS



6005-999B

KEY	PART CODE	DESCRIPTION	S P C	TYPE OF MODEL		I T C	C O L	G R P	REMARKS
				E3CEG	E3CDG				
1	6287-810-022-10	REPAIR/ENGINE SET	R		1	3			
2	6212-569-002-00	SEAL, OIL	R	6	6				
3	6211-141-023-50	GASKET/CYLINDERHEAD	R		1	3			
4	6211-173-005-00	SEAL/CYL HEAD/UNDER	R	1	1				
5	6909-572-008-00	PACKING	R	2	2				
6	6214-115-003-10	GASKET/INLETMANIFOLD	R	1	1				
7	6214-145-004-20	GASKET/EXH MANIFOLD	R	1	1				
8	6211-258-001-00	SEAL, BEARING CAP	R	4	4				
9	6211-258-002-00	SEAL, BEARING CAP/7	R	2	2				
10	6209-625-003-10	OIL SEAL	R	1	1				
11	6211-292-001-20	GASKET/COVER	R	1	1				
12	6209-625-002-00	SEAL, OIL	R	1	1				
13	6209-500-003-00	WASHER/08X14X01	R	2	2				
14	6211-312-005-10	GASKET/GEARCASE	R	1	1				
15	6211-312-006-10	GASKET/PLATE	R	1	1				
16	V723-102-005-00	O-RING 1A S50	R	1	1				
17	V720-113-502-20	RING/O	R	1	1				
18	6213-614-001-10	GASKET, WATER PUMP	R	2	2				
19	6213-743-002-10	GASKET/HOUSING	R	1	1				
20	V723-102-005-50	O-RING	R	1	1				
21	6209-630-002-10	GASKET	R	1	1				
22	6287-810-021-00	REPAIR/ENGINE SET	R	1					
22A	6287-810-021-10	REPAIR/ENGINE SET	R	1		1			
23	6211-141-024-40	GASKET/CYLINDERHEAD	R	1					

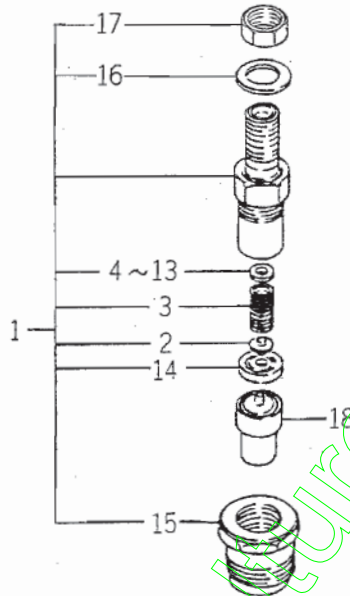
FIG. 23 COMPONENT PARTS FOR 6215-300-005-00 ON Fig.17



6215-3000

KEY	PART CODE	DESCRIPTION	S P C	TYPE OF MODEL		I T C	C O L	G R P	REMARKS
				E3CEG	E3CDG				
1	6215-311-005-00	NOZZLE	*	3 -36714	3 -36714				
2	6215-330-007-00	HOLDER, NOZZLE ASSY	*	3 -36714	3 -36714				
3	6215-342-002-00	SEAT, SPRING	*	3 -36714	3 -36714				
4	6215-343-002-00	SPRING, NOZZLE	*	3 -36714	3 -36714				
5	6215-345-044-00	SHIM/T=0.1	*	3 -36714	3 -36714				
6	6215-345-045-00	SHIM/T=0.2	*	3 -36714	3 -36714				
7	6215-345-046-00	SHIM/T=0.3	*	3 -36714	3 -36714				
8	6215-345-047-00	SHIM/T=0.4	*	3 -36714	3 -36714				
9	6215-345-048-00	SHIM/T=0.5	*	3 -36714	3 -36714				
10	6215-345-049-00	SHIM/T=0.52	*	3 -36714	3 -36714				
11	6215-345-050-00	SHIM/T=0.54	*	3 -36714	3 -36714				
12	6215-345-051-00	SHIM/T=0.56	*	3 -36714	3 -36714				
13	6215-345-052-00	SHIM/T=0.58	*	3 -36714	3 -36714				
14	6215-345-053-00	SHIM/T=0.8	*	3 -36714	3 -36714				
15	6215-339-002-00	SPACER	*	3 -36714	3 -36714				
16	6215-332-002-00	NUT, RETAINING	*	3 -36714	3 -36714				
17	6215-359-003-00	GASKET	*	3 -36714	3 -36714				
18	6215-355-003-00	EYE	*	3 -36714	3 -36714				
19	6215-359-004-00	NUT	*	3 -36714	3 -36714				

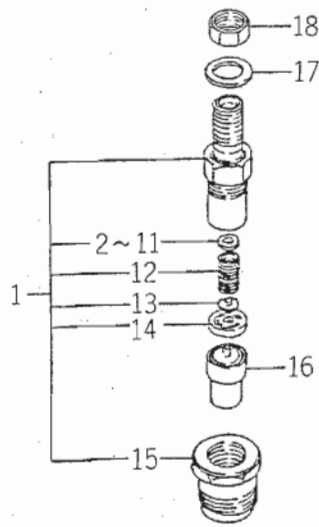
FIG. 24 COMPONENT PARTS FOR 6215 - 300 - 030 - 00 ON Fig.17



6215-3000

KEY	PART CODE	DESCRIPTION	S P C	TYPE OF MODEL		I T C	C O L	G R P	REMARKS
				E3CEG	E3CDG				
1	6215-330-021-00	HOLDER/NOZZLE ASSY	*	3 -58214	3 -58214				
2	6215-342-002-00	SEAT, SPRING	*	3 -58214	3 -58214				
3	6215-343-002-00	SPRING, NOZZLE	*	3 -58214	3 -58214				
4	6215-345-044-00	SHIM/T=0.1	*	3 -58214	3 -58214				
5	6215-345-045-00	SHIM/T=0.2	*	3 -58214	3 -58214				
6	6215-345-046-00	SHIM/T=0.3	*	3 -58214	3 -58214				
7	6215-345-047-00	SHIM/T=0.4	*	3 -58214	3 -58214				
8	6215-345-048-00	SHIM/T=0.5	*	3 -58214	3 -58214				
9	6215-345-049-00	SHIM/T=0.52	*	3 -58214	3 -58214				
10	6215-345-050-00	SHIM/T=0.54	*	3 -58214	3 -58214				
11	6215-345-051-00	SHIM/T=0.56	*	3 -58214	3 -58214				
12	6215-345-052-00	SHIM/T=0.58	*	3 -58214	3 -58214				
13	6215-345-053-00	SHIM/T=0.8	*	3 -58214	3 -58214				
14	6215-339-002-00	SPACER	*	3 -58214	3 -58214				
15	6215-332-002-00	NUT, RETAINING	*	3 -58214	3 -58214				
16	6215-359-003-00	GASKET	*	3 -58214	3 -58214				
17	6215-359-004-00	NUT	*	3 -58214	3 -58214				
18	6215-311-005-00	NOZZLE	*	3 -58214	3 -58214				

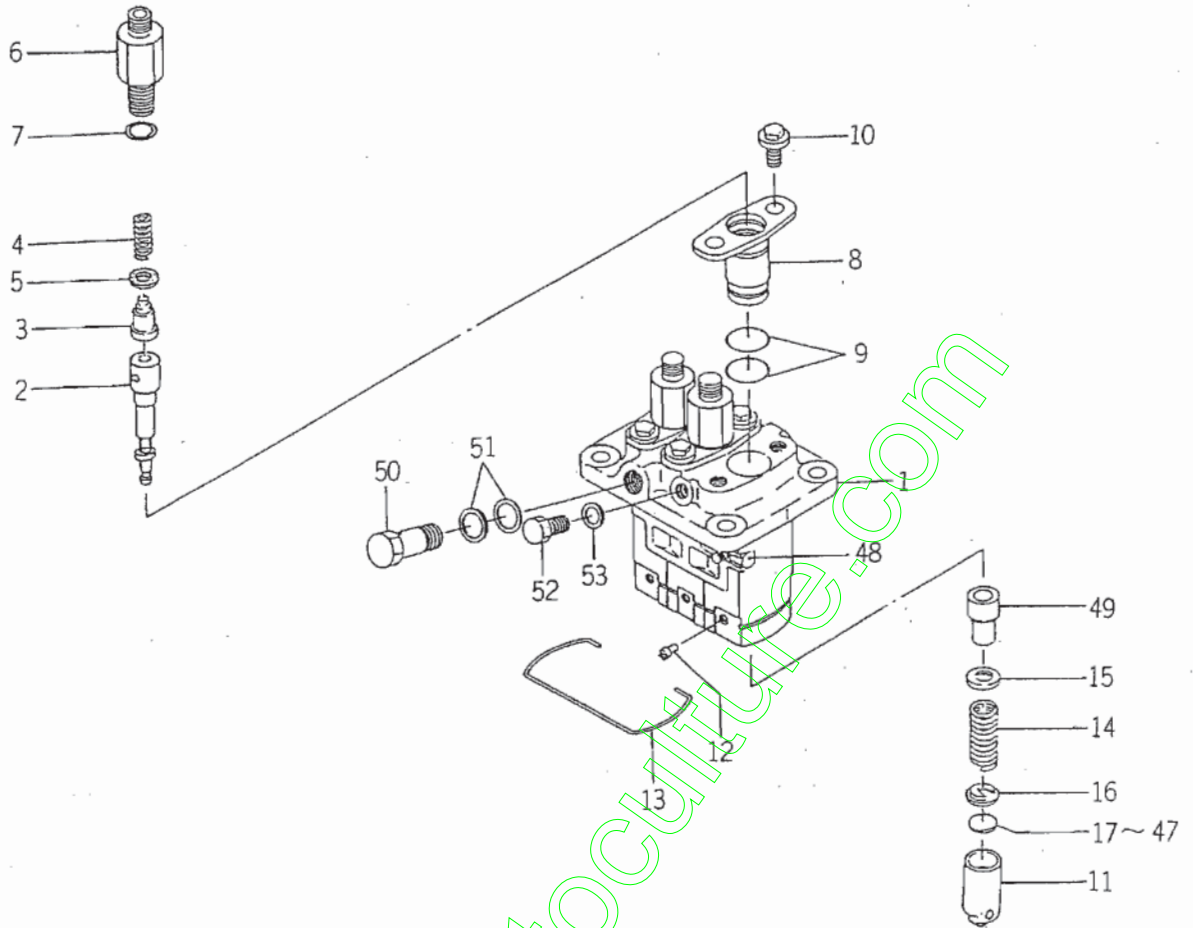
FIG. 25 COMPONENT PARTS FOR 6215-300-037-00 ON Fig.17



6215-3000

KEY	PART CODE	DESCRIPTION	S P C	TYPE OF MODEL		I T C	C O L	G R P	REMARKS
				E3CEG	E3CDG				
1	6215-330-022-00	HOLDER/NOZZLE ASSY	*	58215- ³	58215- ³				
2	6215-345-044-00	SHIM/T=0.1	*	58215- ³	58215- ³				
3	6215-345-045-00	SHIM/T=0.2	*	58215- ³	58215- ³				
4	6215-345-046-00	SHIM/T=0.3	*	58215- ³	58215- ³				
5	6215-345-047-00	SHIM/T=0.4	*	58215- ³	58215- ³				
6	6215-345-048-00	SHIM/T=0.5	*	58215- ³	58215- ³				
7	6215-345-049-00	SHIM/T=0.52	*	58215- ³	58215- ³				
8	6215-345-050-00	SHIM/T=0.54	*	58215- ³	58215- ³				
9	6215-345-051-00	SHIM/T=0.56	*	58215- ³	58215- ³				
10	6215-345-052-00	SHIM/T=0.58	*	58215- ³	58215- ³				
11	6215-345-053-00	SHIM/T=0.8	*	58215- ³	58215- ³				
12	6215-343-002-00	SPRING, NOZZLE	*	58215- ³	58215- ³				
13	6215-342-002-00	SEAT, SPRING	*	58215- ³	58215- ³				
14	6215-339-004-00	SPACER	*	58215- ³	58215- ³				
15	6215-332-006-00	NUT/NOZZLERETAINING	*	58215- ³	58215- ³				
16	6215-311-005-00	NOZZLE	*	58215- ³	58215- ³				
17	6215-359-003-00	GASKET	*	58215- ³	58215- ³				
18	6215-359-004-00	NUT	*	58215- ³	58215- ³				

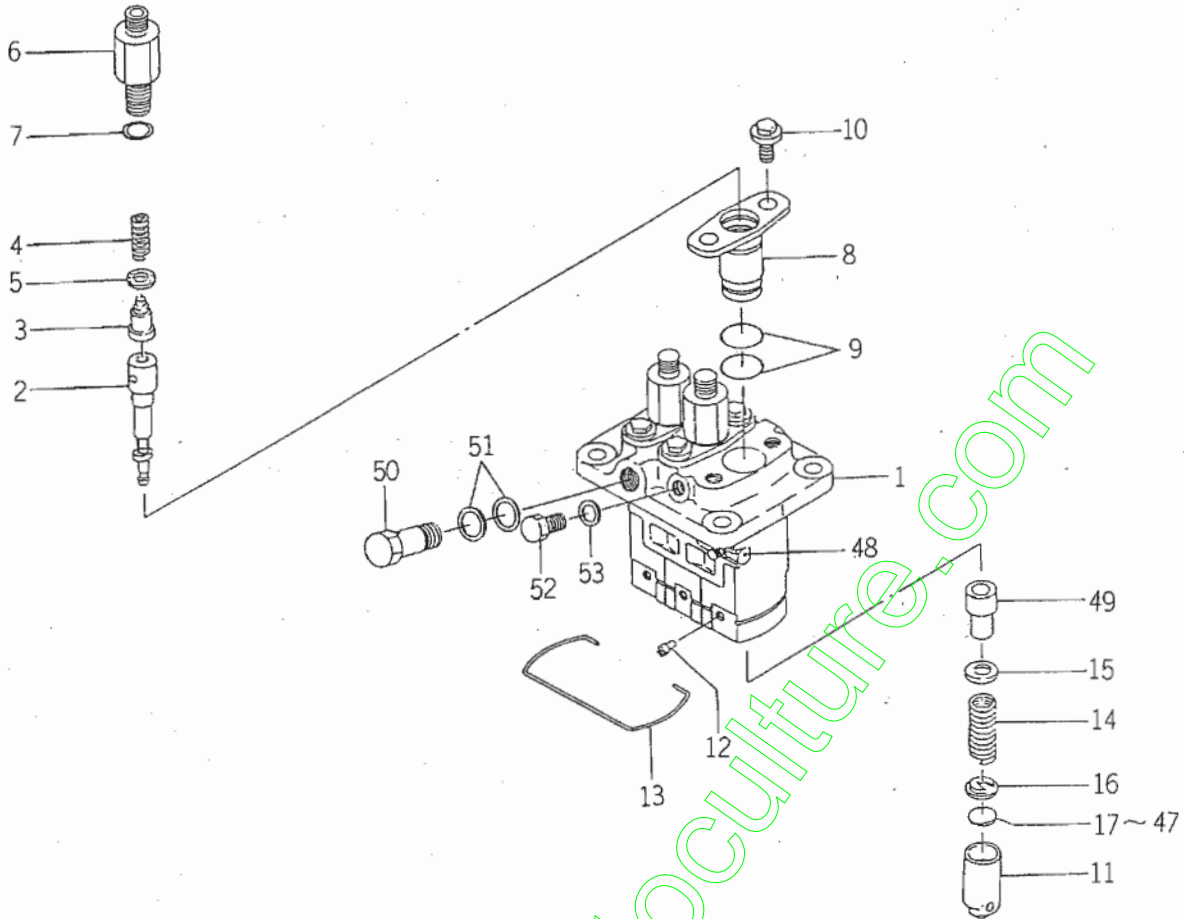
FIG. 26 COMPONENT PARTS FOR 6215-600-078-00 ON Fig.18



6215-6000

KEY	PART CODE	DESCRIPTION	S P C	TYPE OF MODEL		I T C	C O L	G R P	REMARKS
				E3CEG	E3CDG				
1	6215-611-008-00	HOUSING/PUMP	*	1	1				
2	6215-631-008-00	PLUNGER ASSY	*	3	3				
3	6215-641-002-00	VALVE, DELIVERY	*	3	3				
4	6215-643-005-00	SPRING/DELIVERYVALVE	*	3	3				
5	6215-649-008-00	GASKET	*	3	3				
6	6215-644-006-00	HOLDER/DELIVERYVALVE	*	3	3				
7	6215-649-009-00	O-RING	*	3	3				
8	6215-635-004-00	SLEEVEFLANGE	*	3	3				
9	6215-649-010-00	ORING	*	6	6				
10	6215-649-011-00	BOLT	*	6	6				
11	6215-622-003-00	TAPPET	*	3	3				
12	6215-629-017-00	PIN	*	3	3				
13	6215-629-035-00	SNAPRING	*	1	1				
14	6215-634-003-00	SPRING/PLUNGER	*	3	3				
15	6215-639-008-00	SPRINGSEAT	*	3	3				
16	6215-639-009-00	SPRINGSEAT	*	3	3				
17	6215-629-060-00	PLATE/T=2.60	*	1	1				
18	6215-629-061-00	PLATE/T=2.65	*	1	1				
19	6215-629-062-00	PLATE/T=2.70	*	1	1				
20	6215-629-063-00	PLATE/T=2.75	*	1	1				
21	6215-629-064-00	PLATE/T=2.80	*	1	1				
22	6215-629-065-00	PLATE/T=2.85	*	1	1				
23	6215-629-066-00	PLATE/T=2.90	*	1	1				
24	6215-629-067-00	PLATE/T=2.95	*	1	1				
25	6215-629-036-00	PLATE/T=3.00	*	1	1				
26	6215-629-037-00	PLATE/T=3.05	*	1	1				
27	6215-629-038-00	PLATE/T=3.10	*	1	1				
28	6215-629-039-00	PLATE/T=3.15	*	1	1				
29	6215-629-040-00	PLATE/T=3.20	*	1	1				
30	6215-629-041-00	PLATE/T=3.25	*	1	1				

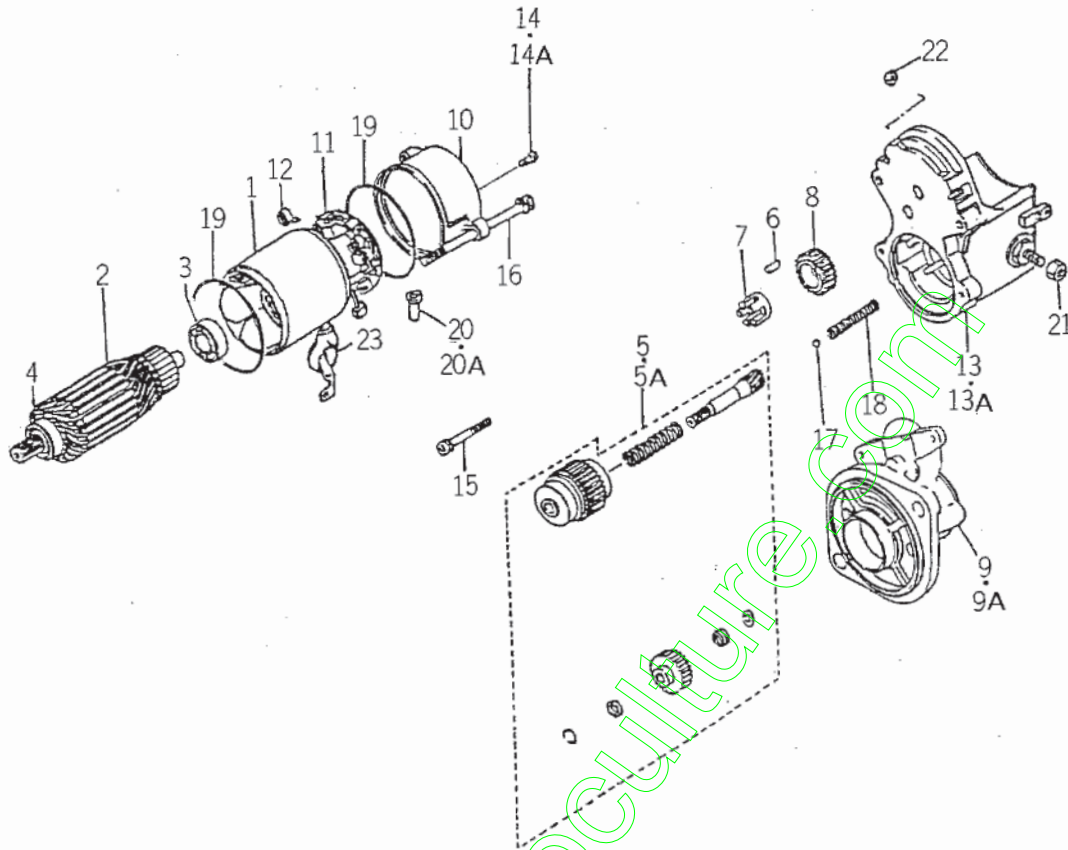
FIG. 26 COMPONENT PARTS FOR 6215 - 600 - 078 - 00 ON Fig.18



6215-6000

KEY	PART CODE	DESCRIPTION	S P C	TYPE OF MODEL		I T C	C O L	G R P	REMARKS
				E3CEG	E3CDG				
31	6215-629-042-00	PLATE/T=3.30	*	1	1				
32	6215-629-043-00	PLATE/T=3.35	*	1	1				
33	6215-629-044-00	PLATE/T=3.40	*	1	1				
34	6215-629-045-00	PLATE/T=3.45	*	1	1				
35	6215-629-046-00	PLATE/T=3.50	*	1	1				
36	6215-629-047-00	PLATE/T=3.55	*	1	1				
37	6215-629-048-00	PLATE/T=3.60	*	1	1				
38	6215-629-049-00	PLATE/T=3.65	*	1	1				
39	6215-629-050-00	PLATE/T=3.70	*	1	1				
40	6215-629-051-00	PLATE/T=3.75	*	1	1				
41	6215-629-052-00	PLATE/T=3.80	*	1	1				
42	6215-629-053-00	PLATE/T=3.85	*	1	1				
43	6215-629-054-00	PLATE/T=3.90	*	1	1				
44	6215-629-055-00	PLATE/T=3.95	*	1	1				
45	6215-629-056-00	PLATE/T=4.00	*	1	1				
46	6215-629-058-00	PLATE/T=4.05	*	1	1				
47	6215-629-059-00	PLATE/T=4.10	*	1	1				
48	6215-637-004-00	CONTROL RACK	*	1	1				
49	6215-635-005-00	CONTROLSLEEVE	*	3	3				
50	6215-619-023-00	EYEBOLT	*	1	1				
51	6115-639-008-00	GASKET	*	2	2				
52	6215-619-024-00	BOLT	*	1	1				
53	6215-359-006-00	GASKET	*	1	1				

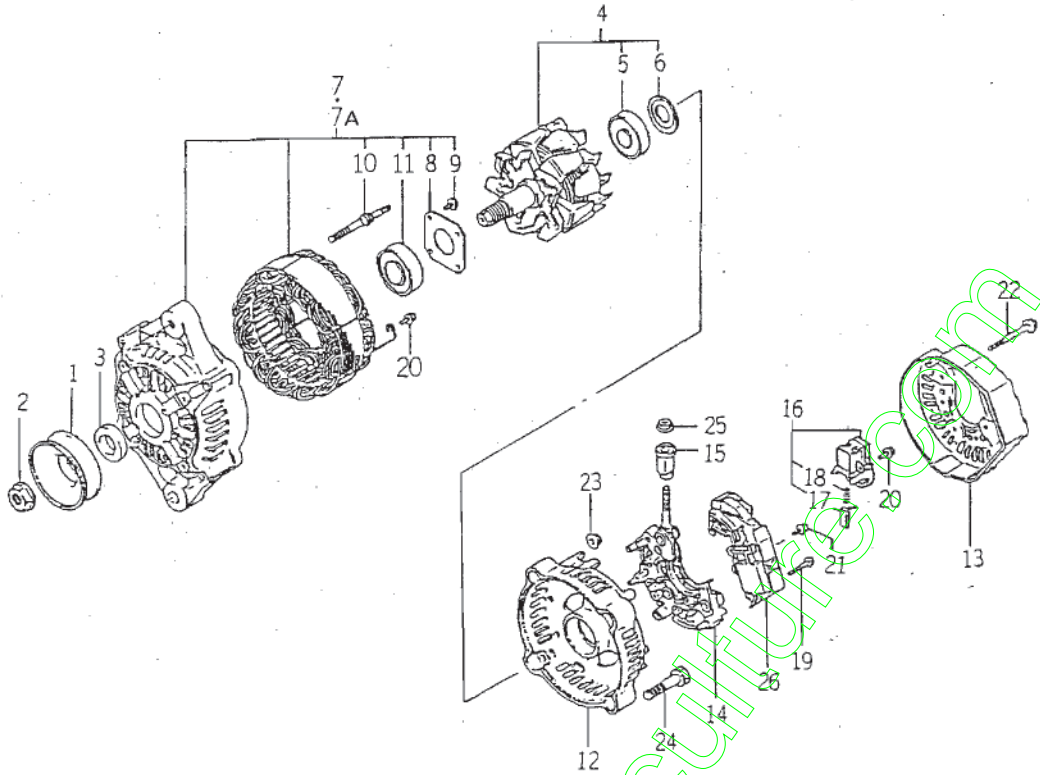
FIG. 27 COMPONENT PARTS FOR 6281-100-002-10~30 ON Fig.20



6281-1000

KEY	PART CODE	DESCRIPTION	S P C	TYPE OF MODEL		I T C	C O L	G R P	REMARKS
				E3CEG	E3CDG				
1	6281-111-005-00	YOKE/STARTER ASSY	*	1	1				
2	6281-121-006-00	ARMATURE/STARTER ASSY	*	1	1				
3	6281-129-038-00	BEARING	*	1	1				
4	6281-129-039-00	BEARING	*	1	1				
5	6281-124-007-00	CLUTCH/STARTER ASSY	*	1 -46250	1 -46250				
5A	6281-124-007-10	CLUTCH/STARTER ASSY	*	1 46251-5	1 46251-5	1			
6	6581-129-099-00	ROTOR	*	1	1				
7	6281-129-040-00	RETAINER	*	1	1				
8	6281-123-005-00	PINION/STARTER	*	1	1				
9	6281-129-041-00	HOUSING/STARTER ASSY	*	1 -31717	1 -31717				
9A	6281-129-041-10	HOUSING/STARTER ASSY	*	1 31718-	1 31718-	1			
10	6281-115-008-00	FRAME/STARTER END	*	1	1				
11	6281-116-004-00	HOLDER/STARTER ASSY	*	1	1				
12	6581-117-007-00	SPRING, BRUSH	*	4	4				
13	6281-151-009-00	SWITCH/MAGNETIC ASSY	*	1 -31717	1 -31717				
13A	6281-151-015-00	SWITCH/MAGNETIC ASSY	*	1 31718-	1 31718-				
14	6281-129-005-00	SCREW	*	2 -38770	2 -38770				
14A	6281-129-062-00	SCREW	*	2 38771-	2 38771-				
15	6281-129-042-00	BOLT/WS	*	2	2				
16	6281-129-043-00	BOLT/THROUGH	*	2	2				
17	6581-129-092-00	BALL	*	1	1				
18	6281-129-044-00	SPRING/RETURN	*	1	1				
19	6281-129-003-00	O-RING	*	2	2				
20	6281-115-009-00	BUSHING/DRAIN	*	1 -38770	1 -38770				
20A	6281-115-016-00	BUSHING/DRAIN	*	1 38771-	1 38771-				
21	6909-111-508-00	NUT	*	1	1				
22	6281-229-041-00	NUT	*	1	1				
23	6281-115-010-00	COVER	*	1	1				

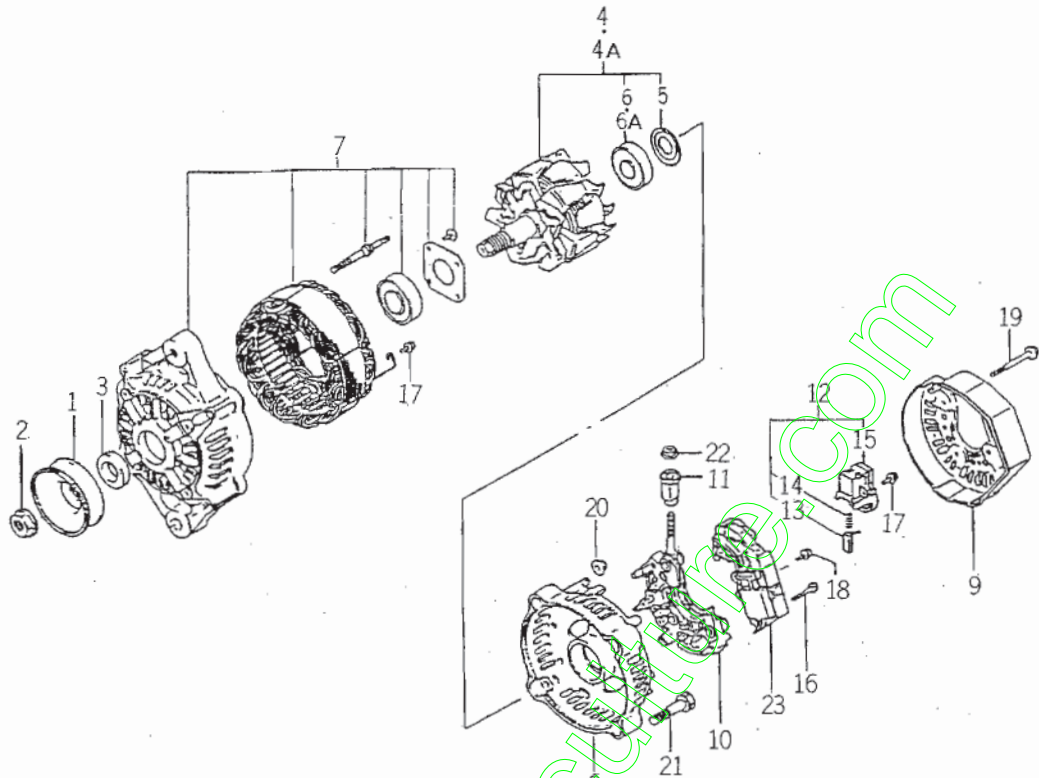
FIG. 28 COMPONENT PARTS FOR 6281 - 200 - 008 - 10 ON Fig.20



6281-2000

KEY	PART CODE	DESCRIPTION	S P C	TYPE OF MODEL		I T C	C O L	G R P	REMARKS
				E3CEG	E3CDG				
1	6281-222-004-00	PULLEY	*	1					
2	6281-229-002-00	NUT	*	1					
3	6281-229-003-00	COLLOR	*	1					
4	6281-221-001-00	ROTOR ASSY	*	1					
5	6281-229-005-00	BEARING	*	1					
6	6281-229-004-00	COVER, BEARING	*	1					
7	6281-213-006-00	FRAME ASSY	*	1					
7A	6281-213-012-00	FRAME/DRIVEEND ASSY	*	1	-11138 11139-				
8	6281-229-006-00	PLATE	*	1					
9	6281-229-007-00	BOLT	*	4					
10	6281-229-008-00	BOLT	*	2					
11	6281-229-009-00	BEARING	*	1					
12	6281-214-003-00	FRAME	*	1					
13	6281-214-004-00	COVER	*	1					
14	6281-229-029-00	HOLDER ASSY	*	1					
15	6281-229-011-00	BUSH	*	1					
16	2145-161-211-00	HOLDER/BRUSH ASSY	*	1					
17	6281-215-001-00	BRUSH	*	2					
18	6281-216-001-00	SPRING	*	2					
19	6281-229-012-00	BOLT	*	2					
20	6281-229-013-00	BOLT	*	6					
21	6281-229-014-00	BOLT	*	1					
22	6281-229-015-00	BOLT	*	3					
23	6281-229-016-00	NUT	*	2					
24	6281-229-017-00	BOLT	*	2					
25	6281-229-018-00	NUT	*	1					
26	6281-271-002-00	REGULATOR ASSY	*	1					

FIG. 29 COMPONENT PARTS FOR 6281 - 200 - 014 - 10 ON Fig.20



6281-2000

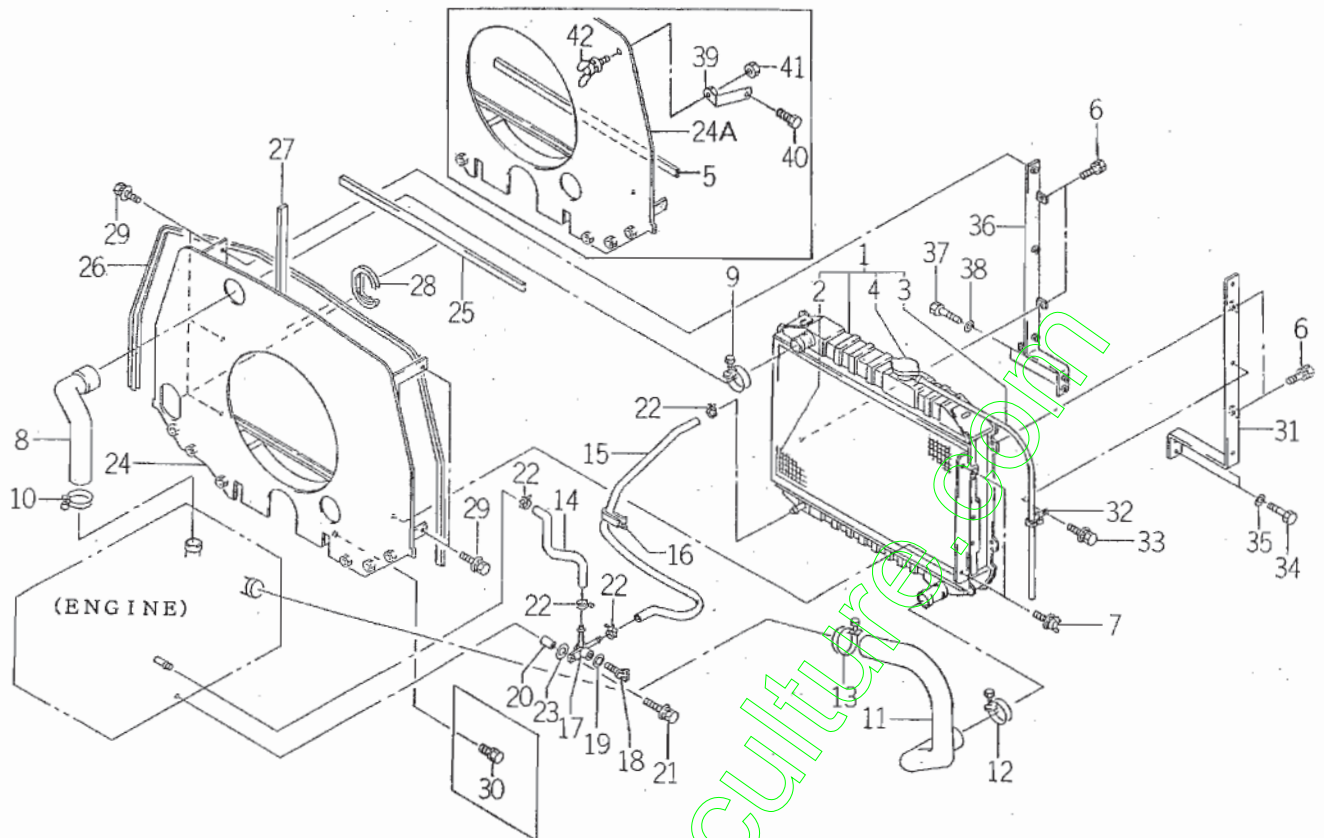
KEY	PART CODE	DESCRIPTION	S P C	TYPE OF MODEL		I T C	C O L	G R P	REMARKS
				E3CEG	E3CDG				
1	6281-222-004-00	PULLEY	*		1				
2	6281-229-002-00	NUT	*		1				
3	6281-229-003-00	COLLOR	*		1				
4	6281-221-003-00	ROTOR ASSY	*		1 -39860				
4A	6281-221-005-00	ROTOR ASSY	*		1 39861-				
5	6281-229-004-00	COVER, BEARING	*		1				
6	6281-229-032-00	BEARING/BALL	*		1				
6A	6281-229-005-00	BEARING	*		1 -39860 39861-				
7	6281-213-014-00	FRAME/DRIVEEND ASSY	*		1				
8	6281-214-007-00	FRAME/END/REAR	*		1				
9	6281-214-008-00	COVER/END/REAR	*		1				
10	6281-229-034-00	HOLDER/RECTIFIE ASSY	*		1				
11	6281-229-011-00	BUSH	*		1				
12	6281-217-001-00	HOLDER, BRUSH ASSY	*		1				
13	6281-215-001-00	BRUSH	*		2				
14	6281-216-001-00	SPRING	*		2				
15	6281-229-019-00	SEAL, RING	*		1				
16	6281-229-012-00	BOLT	*		2				
17	6281-229-013-00	BOLT	*		6				
18	6281-229-014-00	BOLT	*		1				
19	6281-229-015-00	BOLT	*		3				
20	6281-229-016-00	NUT	*		2				
21	6281-229-017-00	BOLT	*		2				
22	6281-229-018-00	NUT	*		1				
23	6281-271-002-00	REGULATOR ASSY	*		1				

CHASSIS

www.emc-motoculture.com

CHASSIS

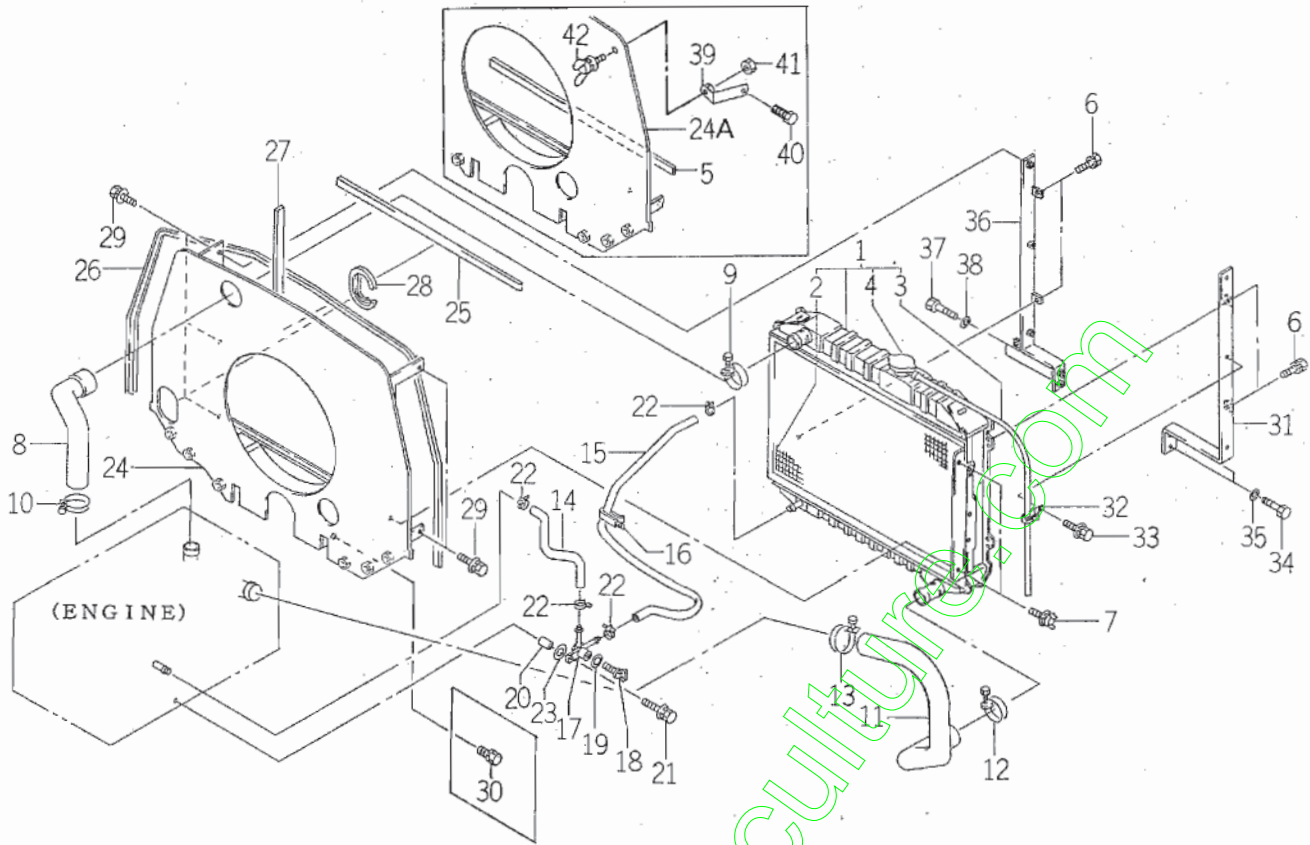
FIG. 1 RADIATOR SYSTEM



1636-102

KEY	PART CODE	DESCRIPTION	S P C	TYPE OF MODEL		I T C	C O L	G R P	REMARKS
				SF300	SF330				
1	1636-102-200-10	RADIATOR ASSY	*	1	1	3			
2	1636-102-202-10	NET	*	1	1	3			
3	1636-102-203-00	HOSE	*	1	1				
4	1421-101-313-00	CAP	*	1	1				
5	1636-102-007-00	INSULATOR	*	1 200251-	1 200144-				
6	V211-260-802-00	BOLT, SEMS (S)	*	4	4				
7	V273-360-802-00	BOLT, SEMS/M8X20	*	2	2				
8	1636-102-021-00	HOSE/RADIATOR/INLET	*	1	1				
9	J061-242-050-00	CLAMP/WIRE/42-50	*	1	1				
10	J061-238-046-00	CLAMP/WIRE/38-46	*	1	1				
11	1636-102-022-00	HOSE/RADIATOR/OUTLET	*	1	1				
12	J061-242-050-00	CLAMP/WIRE/42-50	*	1	1				
13	J061-238-046-00	CLAMP/WIRE/38-46	*	1	1				
14	1614-102-003-00	HOSE/205	*	1	1				
15	1636-102-005-10	HOSE/680	*	1	1	3			
16	1425-621-004-00	CLAMP, HARNESS	*	2	2				
17	1560-104-010-40	CONNECTOR	*	1	1				
18	1424-101-203-00	PLUG	*	1	1				
19	1424-101-204-00	PACKING	*	1	1				
20	1636-102-012-00	COLLAR/09X13X28	*	1	1				
21	V211-360-805-00	BOLT, SEMS (SP)	*	1	1				
22	J061-210-015-00	CLAMP/WIRE/10-15	*	4	4				
23	V411-260-008-00	WASHER, PL/M 8	*	1	1				
24	1636-102-310-00	COVER/FAN COMP	*	1 -200250	1 -200143				
24A	1636-102-310-10	COVER/FAN COMP	*	1 200251-	1 200144-	3			
25	1636-102-007-00	INSULATOR	*	1	1				
26	1636-102-011-00	TRIM/1385	*	1	1				
27	1636-102-008-00	INSULATOR/SIDE	*	1	1				
28	1636-102-009-00	TRIM/205	*	1	1				
29	V211-360-802-00	BOLT (SP) M8X20	*	3	3				

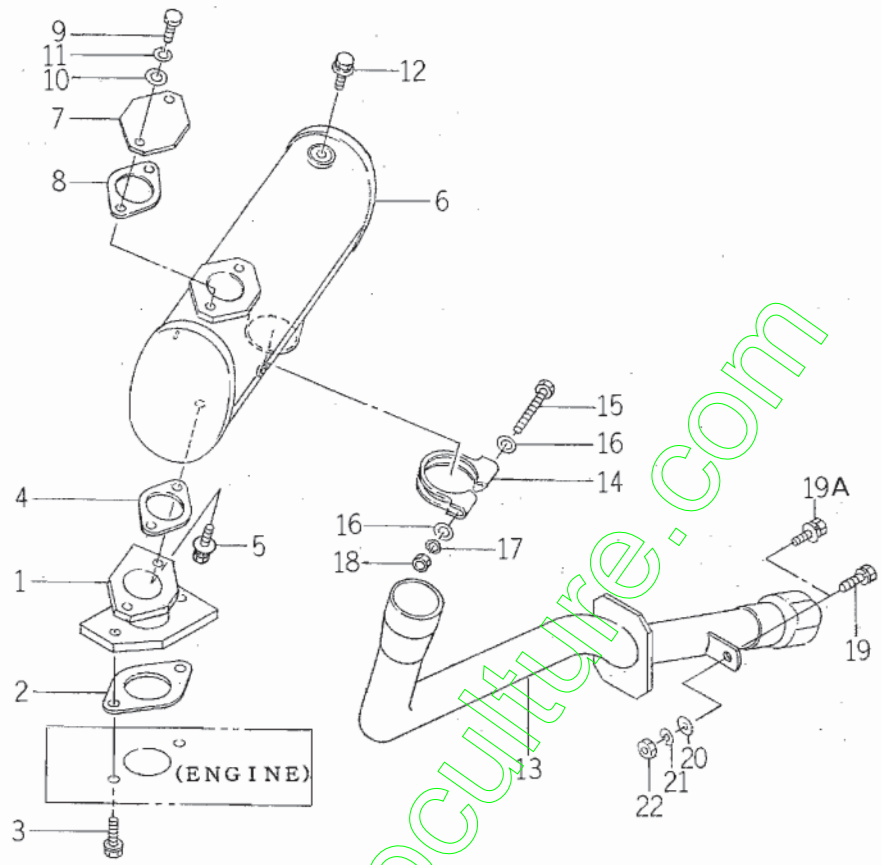
FIG. 1 RADIATOR SYSTEM



1636-102

KEY	PART CODE	DESCRIPTION	S P C	TYPE OF MODEL		I T C	C O L	G R P	REMARKS
				SF300	SF330				
30	V211-260-802-00	BOLT, SEMS (S)	*	2 301-	2				
31	1636-102-240-10	FRAME/RADIATOR/LH	*	1	1	3			
32	1425-621-004-00	CLAMP, HARNESS	*	1	1				
33	V211-360-802-00	BOLT (SP) M8X20	*	1	1				
34	V201-261-203-00	BOLT/M12X30	*	2	2				
35	V401-160-012-00	WASHER, SP/M12	*	2	2				
36	1636-102-250-00	FRAME/RADIATOR/RH	*	1	1				
37	V201-261-203-00	BOLT/M12X30	*	2	2				
38	V401-160-012-00	WASHER, SP/M12	*	2	2				
39	1636-102-330-00	PLATE/L COMP	*	1 200251-	1 200144-				
40	V201-260-802-50	BOLT/M 8X25	*	1 200251-	1 200144-				
41	V304-260-008-00	NUT/M 8	*	1 200251-	1 200144-				
42	V273-360-802-00	BOLT, SEMS/M8X20	*	1 200251-	1 200144-				

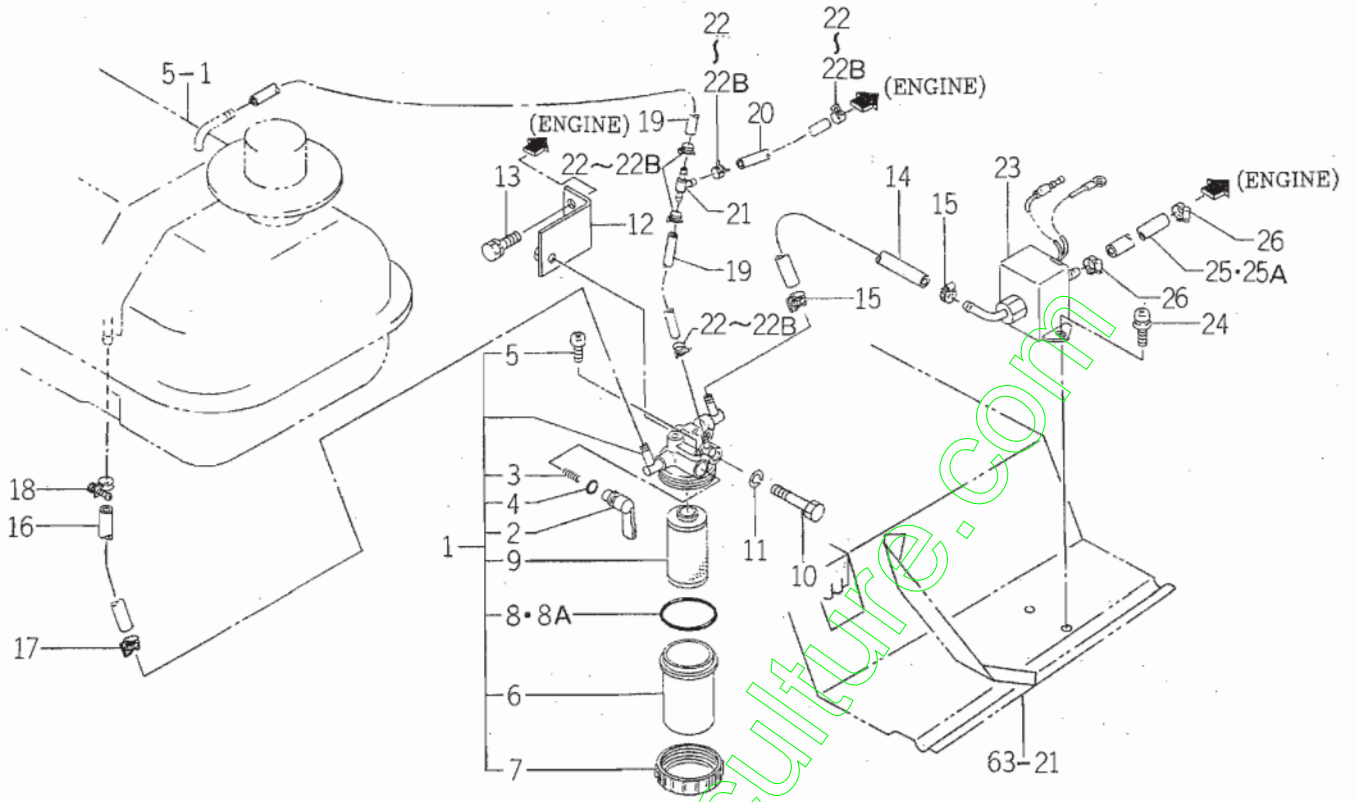
FIG. 2 MUFFLER SYSTEM



1636-103

KEY	PART CODE	DESCRIPTION	S P C	TYPE OF MODEL		I T C	C O L	G R P	REMARKS
				SF300	SF330				
1	1636-103-240-00	PIPE COMP	*	1	1				
2	1596-105-001-00	GASKET	*	1	1				
3	1636-103-003-00	BOLT/SP/M10X1.25X30	*	2	2				
4	1594-105-001-00	GASKET	*	1	1				
5	1560-105-004-00	BOLT/M10X25	*	2	2				
6	1560-105-260-00	MUFFLER COMP	*	1	1				
7	1560-105-252-00	COVER	*	1	1				
8	1594-105-001-00	GASKET	*	1	1				
9	V203-261-002-00	BOLT/M10X20	*	2	2				
10	V411-260-010-00	WASHER/M10	*	2	2				
11	V401-160-010-00	WASHER, SP/M10	*	2	2				
12	V211-360-801-60	BOLT, SEMS (SP)	*	1	1				
13	1636-103-220-10	TAILPIPE COMP	*	1	1	3			
14	1560-105-251-00	CLAMP	*	1	1				
15	V201-260-808-00	BOLT/M 8X80	*	1	1				
16	V411-260-008-00	WASHER, PL/M 8	*	2	2				
17	V401-160-008-00	WASHER, SP/M 8	*	1	1				
18	V304-260-008-00	NUT/M 8	*	1	1				
19	V211-260-802-00	BOLT, SEMS (S)	*	1 -355	1 -65				
19A	V211-360-802-50	BOLT, SEMS	*	1 356-	1 66-				
20	V411-260-008-00	WASHER, PL/M 8	*	1	1				
21	V401-160-008-00	WASHER, SP/M 8	*	1	1				
22	V304-260-008-00	NUT/M 8	*	1	1				

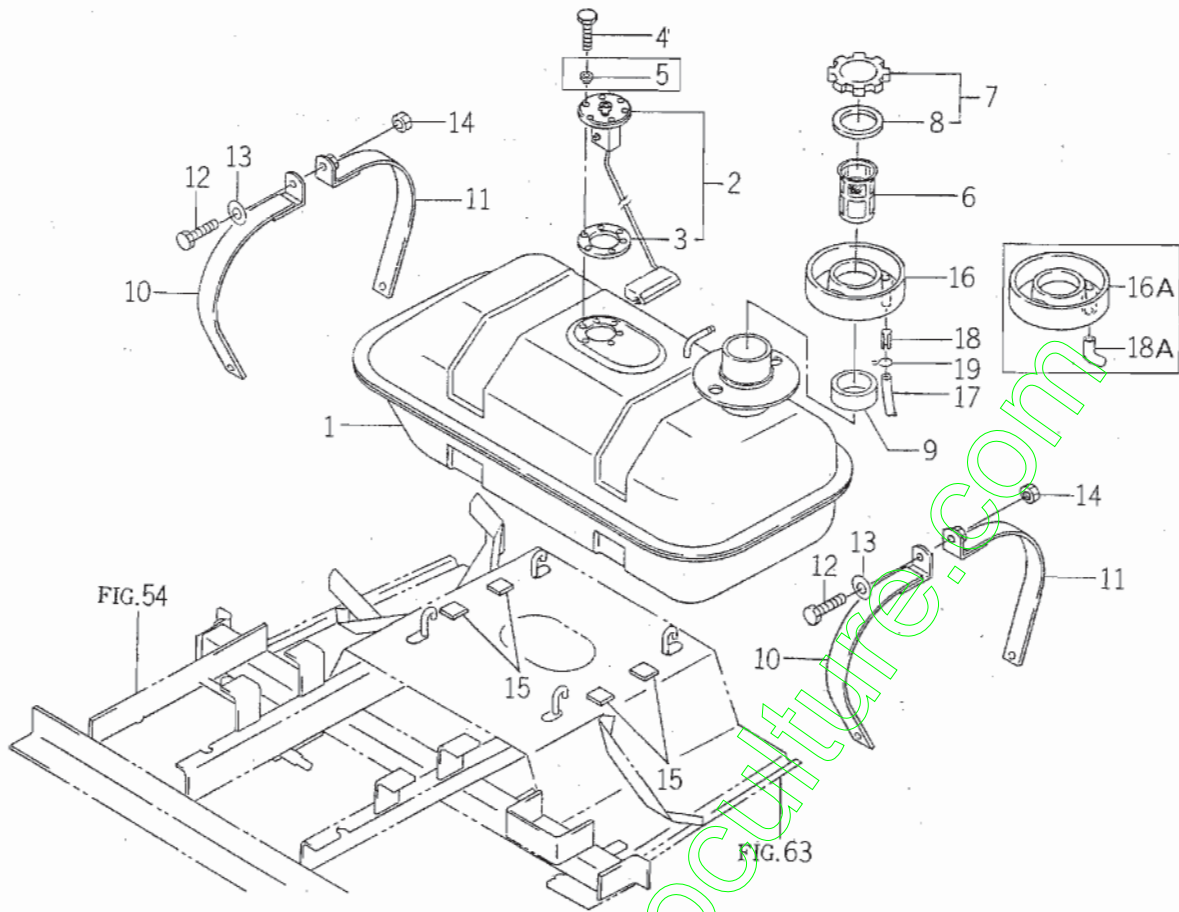
FIG. 4 FILTER SYSTEM



1836-105

KEY	PART CODE	DESCRIPTION	S P C	TYPE OF MODEL		I T C	C O L	G R P	REMARKS
				SF300	SF330				
1	1614-105-200-00	FILTER ASSY	*	1	1				
2	1444-102-202-00	LEVER	*	1	1				
3	1415-102-007-00	SPRING, VALVE	*	1	1				
4	V720-102-401-00	O-RING/P10A	*	1	1				
5	1415-102-008-00	VIS	*	1	1				
6	1415-102-009-00	CUP	*	1	1				
7	1444-102-204-00	NUT, RING	*	1	1				
8	V720-103-504-40	O-RING/P44	*	1 -200062	1 -200054				
8A	V720-103-504-40	O-RING/P44	*	1 200063-	1 200055-				
9	1415-102-011-00	ELEMENT	*	1	1				
10	V201-260-806-50	BOLT/M 8X65	*	1	1				
11	V401-160-008-00	WASHER, SP/M 8	*	1	1				
12	1636-105-210-00	STAY/FILTER COMP	*	1	1				
13	V211-260-801-60	BOLT, SEMS (S) M8X16	*	2	2				
14	1631-105-601-00	HOSE/300	*	1	1				
15	J061-210-012-00	CLAMP/WIRE/10-12	*	2	2				
16	3104-305-001-00	HOSE/420	*	1	1				
17	J061-210-012-00	CLAMP/WIRE/10-12	*	1	1				
18	J061-108-016-00	CLAMP/WORM/08-16	*	1	1				
19	1614-105-004-00	HOSE/04X08X400	*	2	2				
20	1614-105-005-00	HOSE/04X08X200	*	1	1				
21	3632-360-036-00	JOINTT-TYPE 2	*	1	1				
22	2111-201-003-00	BAND, HOSE	*	5 -396	5 -82				
22A	J062-081-087-00	CLIP/HOSE/8.1-8.7	*	5 -491	5 -121				
22B	J062-087-093-00	CLIP/HOSE/8.7-9.3	*	5 492-	5 122-				
23	1588-105-210-00	PUMP, FUEL	*	1	1				
24	V120-366-001-60	SCREW	*	2	2				
25	1593-105-002-30	HOSE/400	*	1 -130			1		
25A	3104-305-001-00	HOSE/420	*	1 131-	1				
26	J061-108-016-00	CLAMP/WORM/08-16	*	2	2				

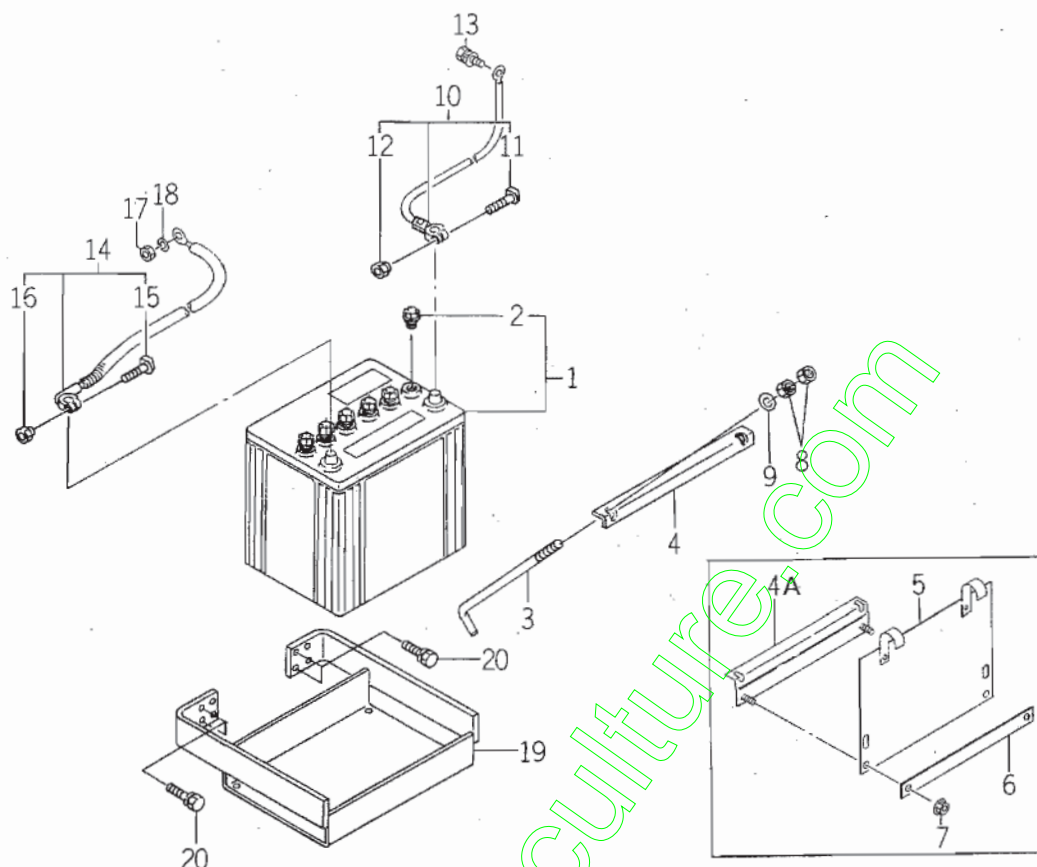
FIG. 5 FUEL TANK SYSTEM



1636-111

KEY	PART CODE	DESCRIPTION	S P C	TYPE OF MODEL		I T C	C O L	G R P	REMARKS
				SF300	SF330				
1	1636-111-210-10	TANK/FUEL COMP	*	1	1	1			
2	3676-310-210-00	GAUGE/FUEL ASSY	*	1	1				
3	1416-621-037-00	PACKING/RUBBER	*	1	1				
4	V200-260-501-0B	BOLT/SEAL	*	5	5				
5	1564-664-003-00	INSULATOR	*	4 301-	4				
6	1620-111-004-00	FILTER/FUEL	*	1	1				
7	1640-111-200-00	CAP/TANC ASSY	*	1	1				
8	1640-111-202-00	GASKET	*	1	1				
9	1636-111-009-10	TUBE/56X66X25	*	1	1	1			
10	1636-111-230-00	BAND/A COMP	*	2	2				
11	1636-111-240-00	BAND/B COMP	*	2	2				
12	W201-260-805-00	BOLT/M 8X50	*	2	2				
13	V411-260-008-00	WASHER, PL/M 8	*	2	2				
14	V304-260-008-00	NUT/M 8	*	2	2				
15	2157-301-003-00	RUBBER/PLATE	*	4	4				
16	1614-111-004-00	CUP/FUEL	*	1 -310					
16A	1614-111-004-10	CUP/FUEL	*	1 311-	1	1			
17	1614-111-002-10	HOSE/03X07X800	*	1	1	1			
18	V580-140-602-50	PIN, SPRING/6 X25 W	*	1 -300					
18A	1636-111-010-00	PIPE/DRAIN	*	1 301-	1				
19		WIRE	*	2	2				

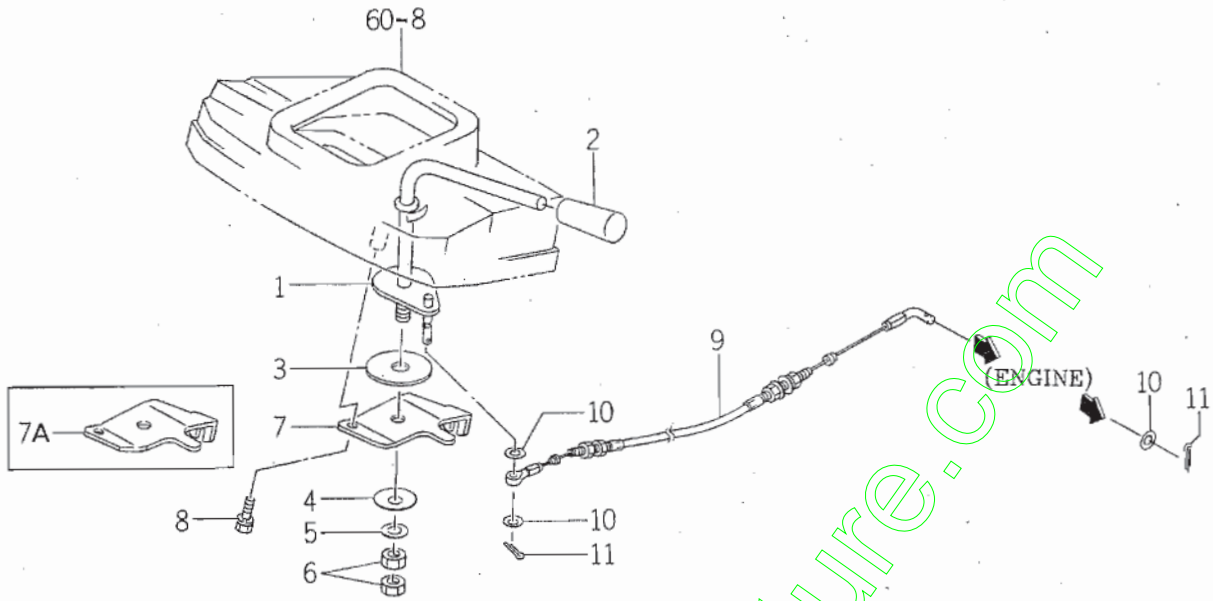
FIG. 6 BATTERY SYSTEM



1636-112

KEY	PART CODE	DESCRIPTION	S P C	TYPE OF MODEL		I T C	C O L	G R P	REMARKS
				SF300	SF330				
1	1636-112-200-00	BATTERY/80D26R ASSY	*	1	1				
2	1636-112-202-00	CAP	*	6	6				
3	1416-112-002-00	BOLT, BATTERY SET	*	2	2				
4	1614-112-003-00	PLATE/BATTERY	*	1 -200026	1 -200005				
4A	1636-112-220-00	PLATE/BATTERY COMP	*	1 200027-	1 200006-				
5	1636-112-230-00	COVER/BATTERY COMP	*	1 200027-	1 200006-				
6	1636-112-006-00	PLATE/I/25X292	*	1 200027-	1 200006-				
7	V363-260-008-00	NUT LOCK/M8	*	2 200027-	2 200006-				
8	V301-260-006-00	NUT/M 6	*	4	4				
9	V411-260-006-00	WASHER / M6	*	2	2				
10	1588-112-002-10	CABLE/EARTH ASSY	*	1	1	1			
11	1600-112-231-00	BOLT/M06X32	*	1	1				
12	1600-112-232-00	NUT/M06	*	1	1				
13	V211-361-002-00	BOLT, SEMS	*	1	1				
14	1550-112-002-00	BATTERY/CABLE	*	1	1				
15	1600-112-231-00	BOLT/M06X32	*	1	1				
16	1600-112-232-00	NUT/M06	*	1	1				
17	V304-260-008-00	NUT/M 8	*	1	1				
18	V401-160-008-00	WASHER, SP/M 8	*	1	1				
19	1636-112-210-10	BRACKET/BATTERY COMP	*	1	1	3			
20	V211-261-002-50	BOLT(S) M10X25	*	4	4				

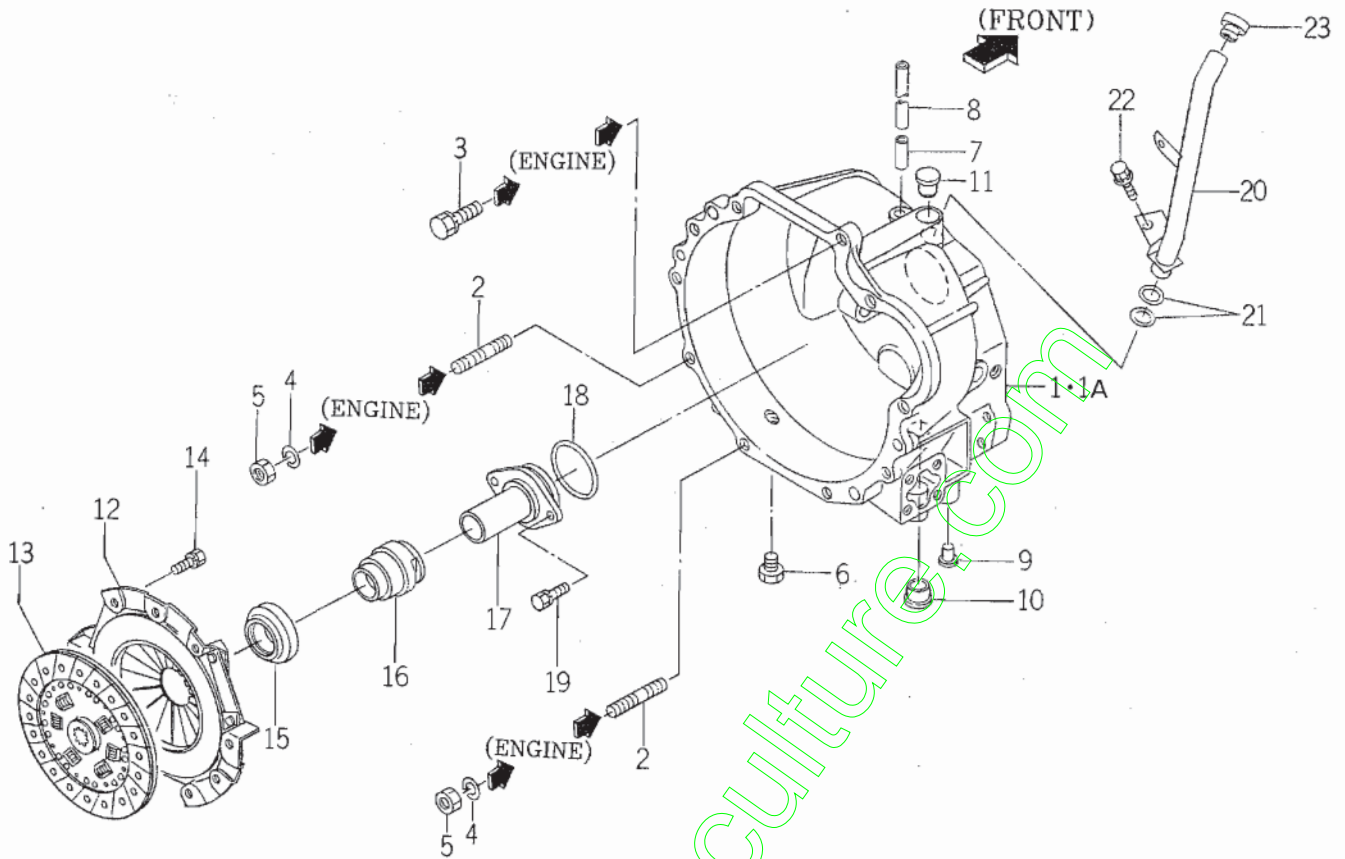
FIG. 7 LEVER (ACCELERATOR/HST) SYSTEM



1636-117

KEY	PART CODE	DESCRIPTION	S P C	TYPE OF MODEL		I T C	C O L	G R P	REMARKS
				SF300	SF330				
1	1636-117-210-10	LEVER/ACCELERATOR	*	1	1	3			
2	4106-105-303-00	NOB	*	1	1				
3	1600-505-007-00	LINING/13X50X3	*	1	1				
4	1593-117-003-10	SPRING, DISK	*	1	1	1			
5	V411-260-010-00	WASHER/M10	*	1	1				
6	V304-260-010-00	NUT	*	2	2				
7	1636-117-001-10	PLATE/ACCELERATOR	*	1 -310	1 -50	1			
7A	1636-117-001-20	PLATE/ACCELERATOR	*	1 311-	1 51-	1			
8	V210-260-601-20	BOLT, SEMS	*	3	3				
9	1636-117-200-00	CABLE/ACCELERATOR	*	1	1				
10	V411-260-006-00	WASHER / M6	*	3	3				
11	V500-162-501-50	PIN, SPLIT/2.5X15	*	2	2				

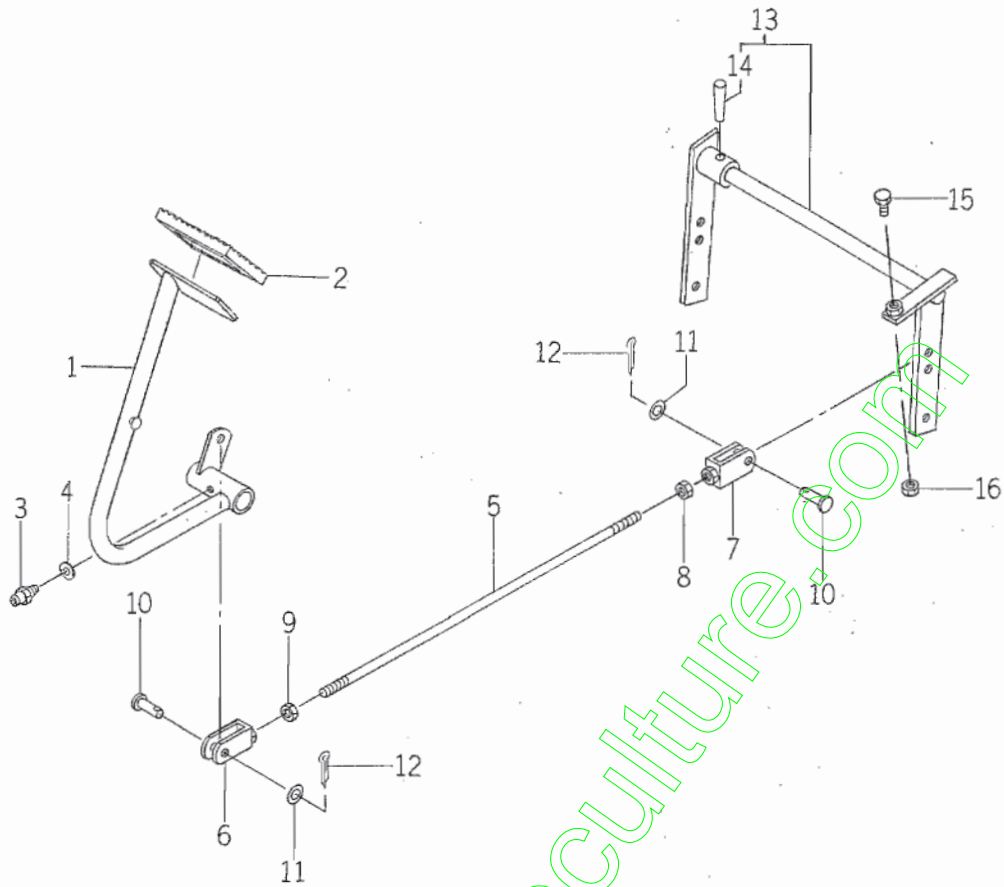
FIG. 8 MAIN CLUTCH SYSTEM



1636-120

KEY	PART CODE	DESCRIPTION	S P C	TYPE OF MODEL		I T C	C O L	G R P	REMARKS
				SF300	SF330				
1	1614-120-001-00	HOUSING/CLUTCH	*	1 -100050	1 -100010				
1A	1614-120-001-10	HOUSING/CLUTCH	*	1 100051-	1 100011-	1			
2	V251-341-002-50	BOLT/STUD	*	3	3				
3	V211-561-003-00	BOLT/M10X30	*	3	3				
4	V401-160-010-00	WASHER, SP/M10	*	3	3				
5	V304-460-010-00	NUT/M10	*	3	3				
6	7955-201-026-00	PLUG DRAIN (1/4)	*	3	3				
7	1544-120-008-10	PIPE BREATHER	*	1	1				
8	1544-120-009-00	TUBE/300 BX10X300	*	1	1				
9	1427-120-002-00	CAP, BLANK/M10	*	12	12				
10	1379-301-002-00	CAP, HANDLE	*	1	1				
11	1636-120-002-00	PLUG/19	*	1	1				
12	1617-120-210-00	COVER/CLUTCH ASSY	*	1	1				
13	1617-120-220-00	DISK/CLUTCH/215 COMP	*	1	1				
14	V211-260-802-00	BOLT, SEMS (S)	*	6	6				
15	1614-120-002-00	BEARING/RELEASE	*	1	1				
16	1614-120-003-00	SLEEVE/RELEASE	*	1	1				
17	1614-120-004-00	GUIDE/SLEEVE/RELEASE	*	1	1				
18	V721-103-106-00	O-RING/G60	*	1	1				
19	V211-260-802-00	BOLT, SEMS (S)	*	2	2				
20	1636-120-210-00	PIPE COMP	*	1	1				
21	V720-102-402-00	O-RING/P20	*	2	2				
22	V211-360-801-60	BOLT, SEMS (SP)	*	2	2				
23	2111-101-011-00	PLUG, OIL	*	1	1				

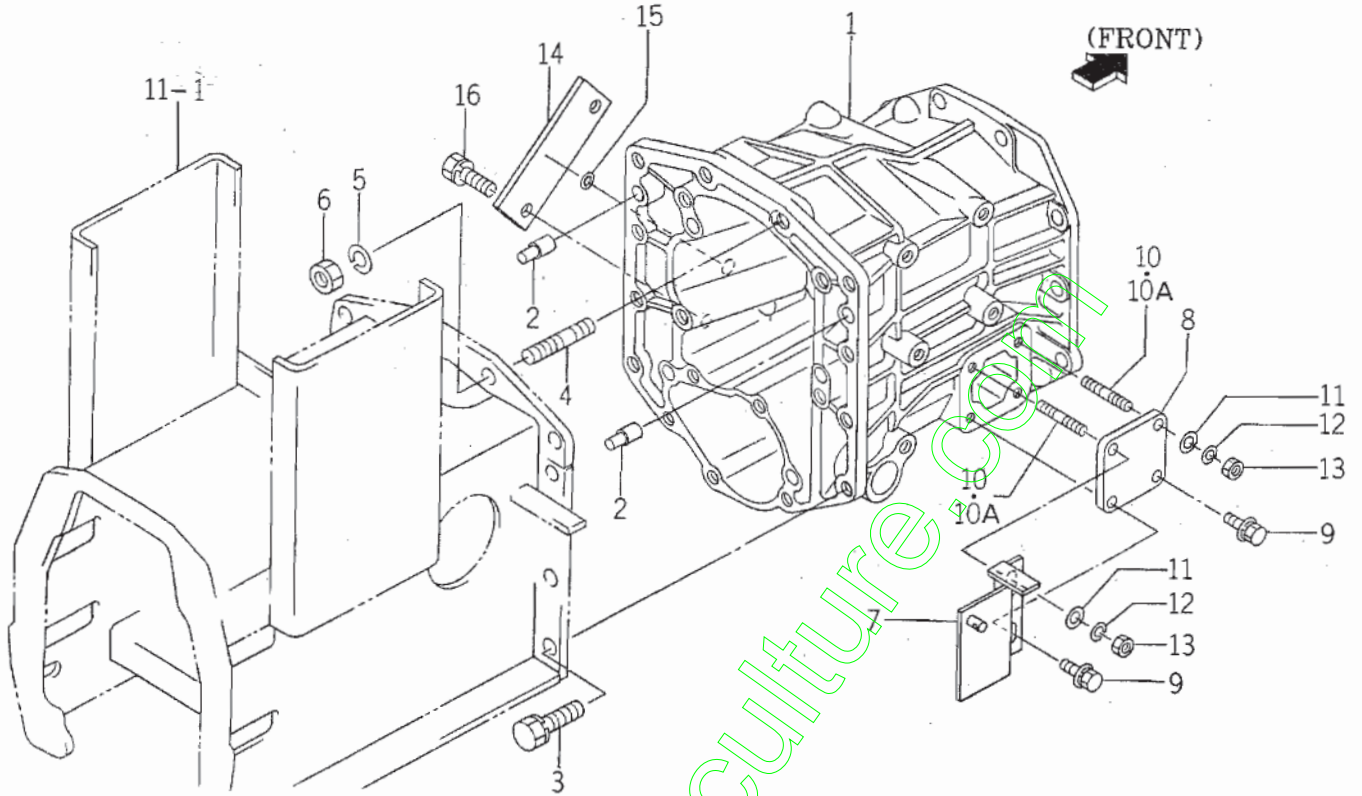
FIG. 13 PEDAL CLUTCH SYSTEM



1636-135

KEY	PART CODE	DESCRIPTION	S P C	TYPE OF MODEL		I T C	C O L	G R P	REMARKS
				SF300	SF330				
1	1636-135-220-20	ARM/CLUTCH COMP	*	1	1	3			
2	1524-122-001-00	PAD	*	1	1				
3	V760-150-000-00	NIPPLE, GREASE	*	1	1				
4	V411-260-006-00	WASHER / M6	*	1	1				
5	1636-135-260-00	ROD/M08X430 COMP	*	1	1				
6	1415-312-500-00	YOKE, LH	*	1	1				
7	1415-312-600-00	YOKE, RH	*	1	1				
8	V304-260-008-00	NUT/M 8	*	1	1				
9	1560-132-007-30	NUT/M8	*	1	1				
10	3600-462-003-00	PIN	*	2	2				
11	V411-260-008-00	WASHER, PL/M 8	*	2	2				
12	V500-163-002-00	PIN SPLIT/3 X20	*	2	2				
13	1636-135-300-00	PIN/CLUTCH SET	*	1	1				
14	1614-216-003-00	PIN/TAPER/06X45	*	1	1				
15	V201-260-803-00	BOLT/M 8X30	*	1	1				
16	V304-260-008-00	NUT/M 8	*	1	1				

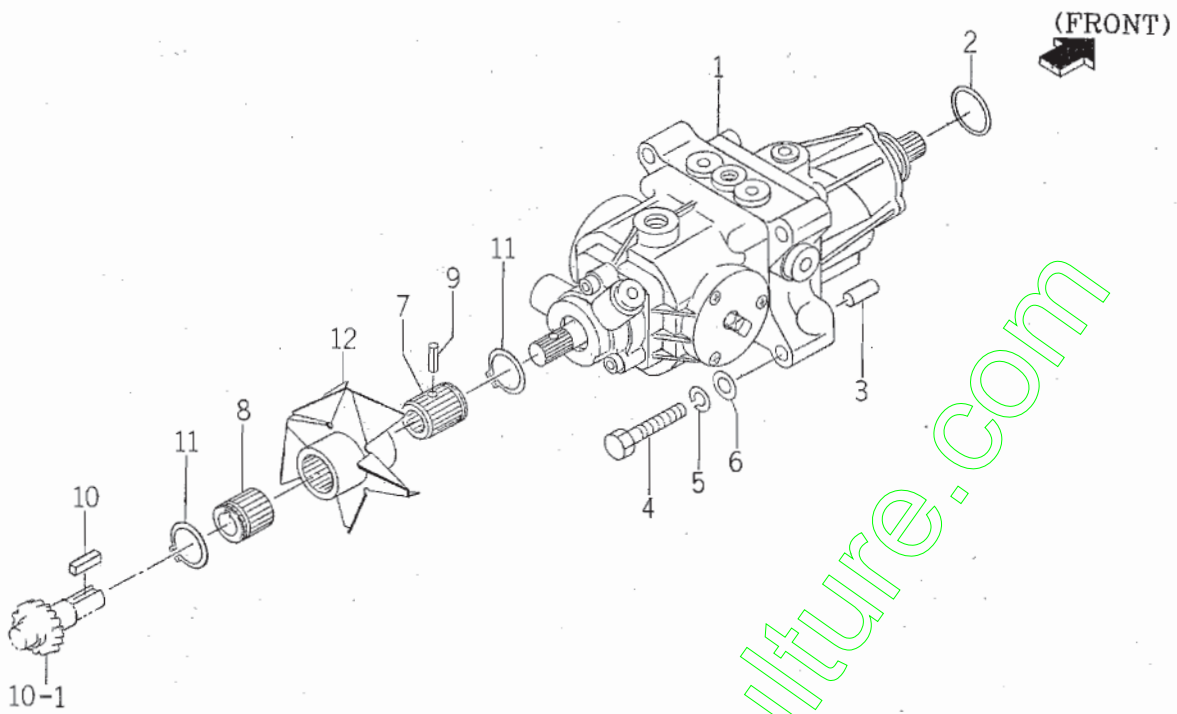
FIG. 14 FRONT TRANSMISSION SYSTEM



1636-201

KEY	PART CODE	DESCRIPTION	S P C	TYPE OF MODEL		I T C	C O L	G R P	REMARKS
				SF300	SF330				
1	1620-201-051-00	CASE/TRANSMISSIONHST	*	1	1				
2	1421-433-004-00	PIN, KNOCK	*	2	2				
3	V211-561-003-00	BOLT/M10X30	*	8	8				
4	V251-341-003-00	BOLT/STUD	*	2	2				
5	V401-160-010-00	WASHER, SP/M10	*	2	2				
6	V304-460-010-00	NUT/M10	*	2	2				
7	1636-201-210-10	PLATE/4WD COMP	*	1	1	3			
8	1560-230-002-00	COVER	*	1	1				
9	V211-360-801-60	BOLT, SEMS (SP)	*	2	2				
10	V251-260-802-00	BOLT/STUD/SEAL	*	2	2				
10A	V251-260-802-00	BOLT/STUD/SEAL	*	-200436 200437-2	-200234 200235-2				
11	V411-260-008-00	WASHER, PL/M 8	*	2	2				
12	V401-160-008-00	WASHER, SP/M 8	*	2	2				
13	V304-260-008-00	NUT/M 8	*	2	2				
14	1636-201-001-00	PLATE/I/45X122	*	1	1				
15	V720-102-401-40	O-RING/PI4	*	1	1				
16	V211-261-002-00	BOLT, SEMS	*	2	2				

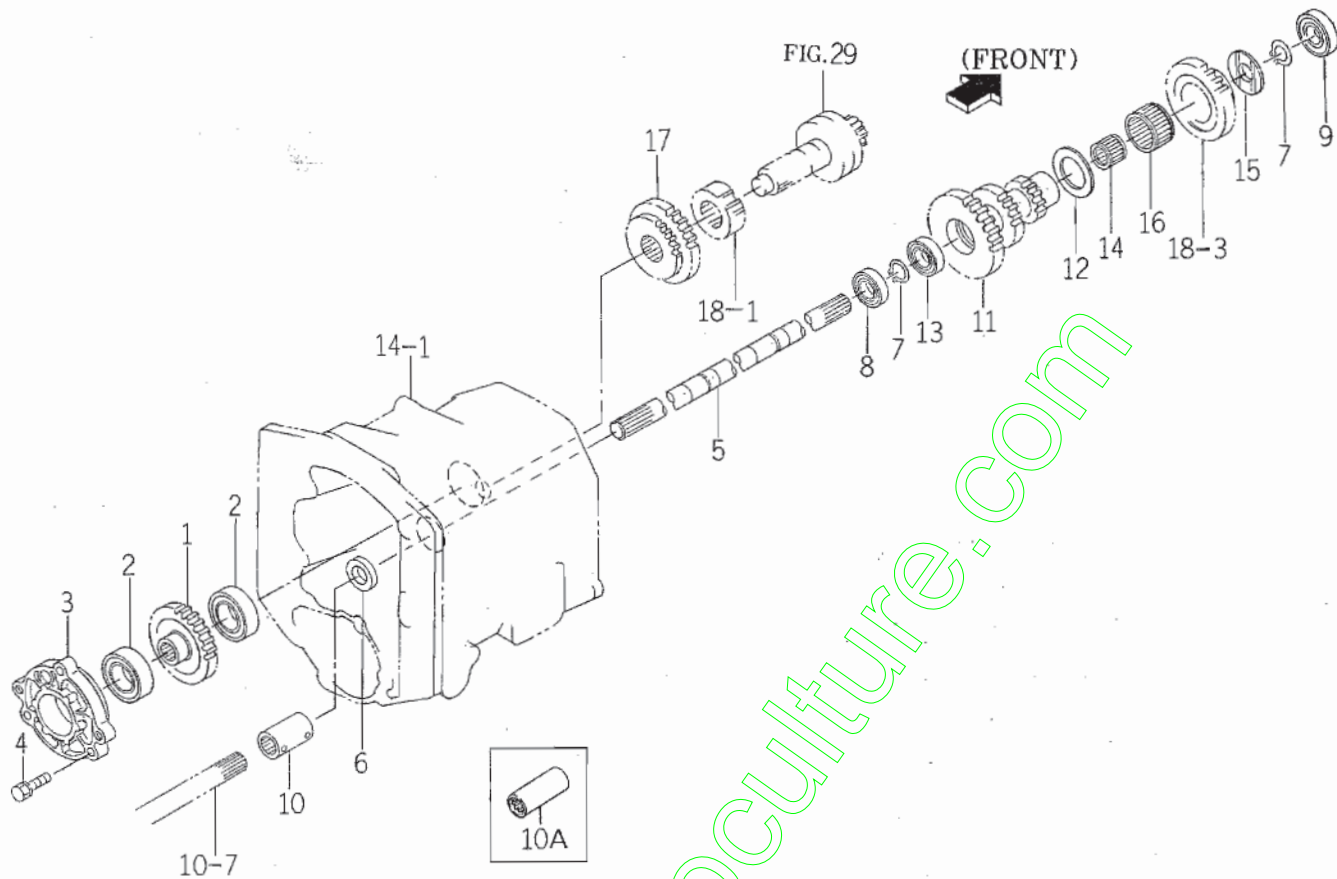
FIG. 15 HST SYSTEM



1636-202

KEY	PART CODE	DESCRIPTION	S P C	TYPE OF MODEL		I T C	C O L	G R P	REMARKS
				SF300	SF330				
1	1636-202-200-10	HST ASSY	*	1	1	1			FIG 074
2	V720-103-504-40	O-RING/P44	*	1	1				
3	V523-101-002-40	PIN	*	2	2				
4	V201-261-006-50	BOLT/M10X65	*	4	4				
5	V401-160-010-00	WASHER, SP/M10	*	4	4				
6	V411-260-010-00	WASHER/M10	*	4	4				
7	1636-202-001-00	HUB/17X35X38	*	1	1				
8	1636-202-002-10	HUB/19X35X31	*	1	1	3			
9	V580-140-602-80	PIN, SPRING/6 X28 W	*	1	1				
10	8654-202-016-00	KEY/06X06X28	*	1	1				
11	V704-140-035-00	RING, SNAP/35 C	*	2	2				
12	1636-202-210-00	FAN/HST COMP	*	1	1				

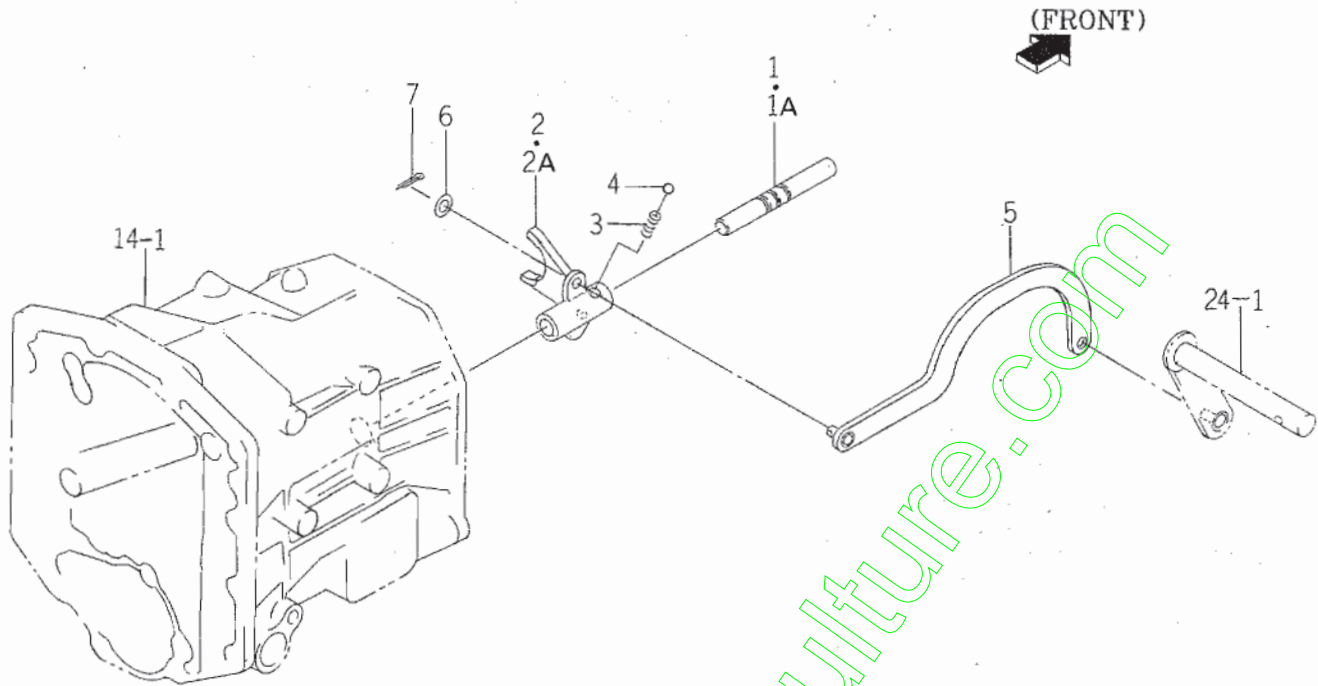
FIG. 16 INPUT GEAR (HST),SUB COUNTER GEAR (HST) SYSTEM



1636-203

KEY	PART CODE	DESCRIPTION	S P C	TYPE OF MODEL		I T C	C O L	G R P	REMARKS
				SF300	SF330				
1	1620-203-051-00	GEAR/SPUR/33	*	1	1				
2	V600-110-600-60	BEARING, RB/6006	*	2	2				
3	1620-203-052-00	METAL/INPUT	*	1	1				
4	V211-260-802-50	BOLT/S	*	3	3				
5	1636-208-001-00	SHAFT/DRIVE/PTO	*	1	1				
6	V744-120-350-80	SEAL, OIL/TC20358	*	1	1				
7	V704-140-020-00	RING, SNAP/20C	*	2	2				
8	V600-110-600-40	BEARING, RB/6004	*	1	1				
9	V600-110-620-40	BEARING, RB/6204	*	1	1				
10	1435-120-002-20	HUB/20X30X62	*	1 -200429	1 -200234		1		
10A	1675-203-003-00	COUPLING/16X27X65	*	1 200430-	1 200235-				
11	1636-208-002-10	GEAR/SPUR/35-25-17	*	1	1		3		
12	1636-208-006-00	COLLAR/35X55X03	*	1	1				
13	V600-110-600-40	BEARING, RB/6004	*	1	1				
14	1636-208-004-00	BEARING/NEEDLE	*	1	1				
15	1507-304-002-00	COLLAR, THRUST	*	1	1				
16	1636-208-005-00	BEARING/NEEDLE	*	1	1				
17	1636-208-003-00	GEAR/SPUR/27-35	*	1	1				

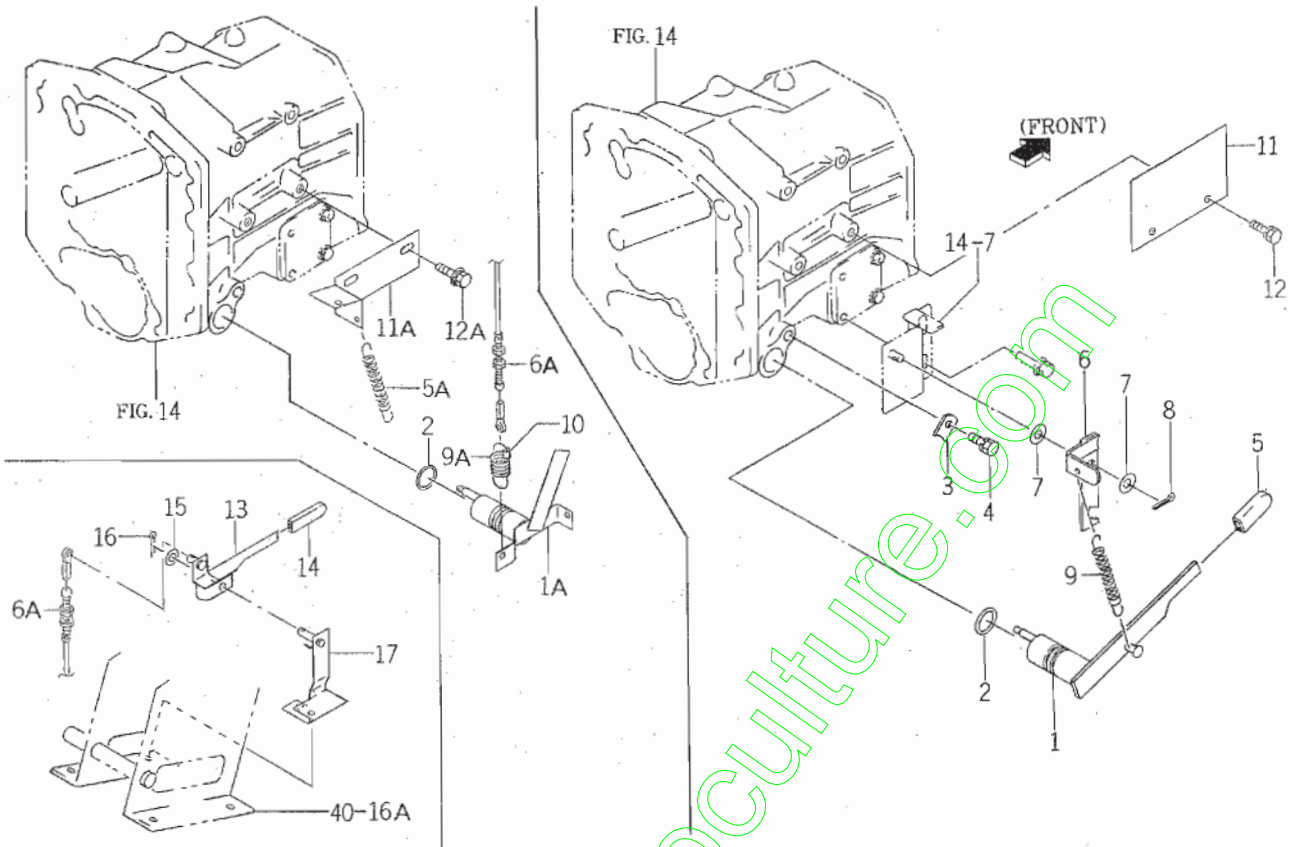
FIG. 17 SUB CHANGE (HST) SYSTEM



1636-216

KEY	PART CODE	DESCRIPTION	S P C	TYPE OF MODEL		I T C	C O L	G R P	REMARKS
				SF300	SF330				
1	1620-216-052-00	STAY/SHIFT/SUB	*	1 -200028	1 -200009				
1A	1620-216-052-10	STAY/SHIFT/SUB	*	1 200029-	1 200010-	3			
2	1620-216-053-00	FORK/SHIFT/SUB	*	1 -200365	1 -200185				
2A	1620-216-053-10	FORK/SHIFT/SUB	*	1 200366-	1 200186-	1			
3	1302-225-003-00	SPRING, SHIFTER	*	1	1				
4	V682-200-001-00	BALL	*	1	1				
5	1614-216-200-00	ROD/SUB COMP	*	1	1				
6	V411-260-008-00	WASHER, PL/M 8	*	1	1				
7	V500-162-002-00	PIN, SPLIT/2 X20	*	1	1				

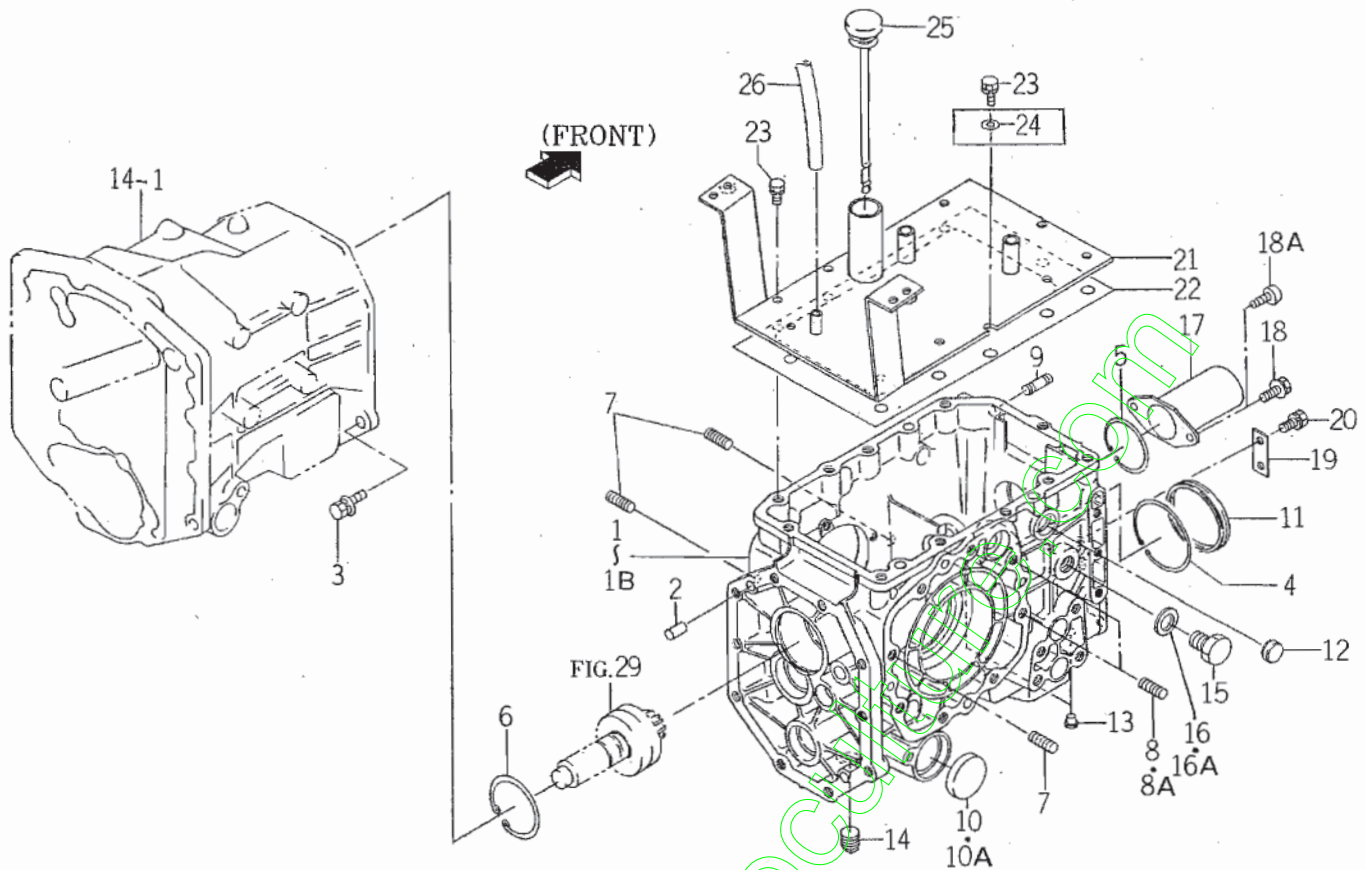
FIG. 20 4WD CHANGE (PART TIME) SYSTEM



1636-225

KEY	PART CODE	DESCRIPTION	S P C	TYPE OF MODEL		I T C	C O L	G R P	REMARKS
				SF300	SF330				
1	1636-225-210-10	PIN/SHIFT/4WD COMP	*	1 -200026	1 -200005	3			
1A	1636-225-210-20	PLATE/SHIFT COMP	*	1 200027-	1 200006-	3			
2	V720-103-502-40	O-RING/P24	*	1	1				
3	1550-531-302-00	ARM/B	*	1	1				
4	V211-260-802-00	BOLT, SEMS (S)	*	1	1				
5	3600-201-013-00	GRIP, BRAKE	*	1 -200026	1 -200005				
5A	1414-312-002-00	SPRING, TENSION/53	*	1 200027-	1 200006-				
6	1636-225-220-00	PLATE/I/25X119 COMP	*	1 -200026	1 -200005				
6A	1636-225-001-00	CABLE/4WD/ROCK	*	1 200027-	1 200006-				
7	V411-260-008-00	WASHER, PL/M 8	*	1	1				
8	V500-163-002-00	PIN, SPLIT/3 X20	*	1	1				
9	1414-312-002-00	SPRING, TENSION/53	*	1 -200026	1 -200005				
9A	1374-401-001-00	SPRING, CLUTCH	*	1 200027-	1 200006-				
10	3676-832-011-00	STOPPER/CABLE/3	*	1 200027-	1 200006-				
11	1636-225-005-00	PLATE/I/90X142	*	1 -200026	1 -200005				
11A	1636-225-230-00	STOPPER COMP	*	1 200027-	1 200006-				
12	V211-260-801-60	BOLT, SEMS (S) M8X16	*	2 -200026	2 -200005				
12A	V211-360-802-00	BOLT (SP) M8X20	*	2 200027-	2 200006-				
13	1636-225-240-00	LEVER COMP	*	1 200027-	1 200006-				
14	3600-201-013-00	GRIP, BRAKE	*	1 200027-	1 200006-				
15	V411-260-010-00	WASHER/M10	*	1 200027-	1 200006-				
16	V500-163-002-00	PIN, SPLIT/3 X20	*	1 200027-	1 200006-				
17	1636-225-250-00	PLATE/CABLE COMP	*	1 200027-	1 200006-				

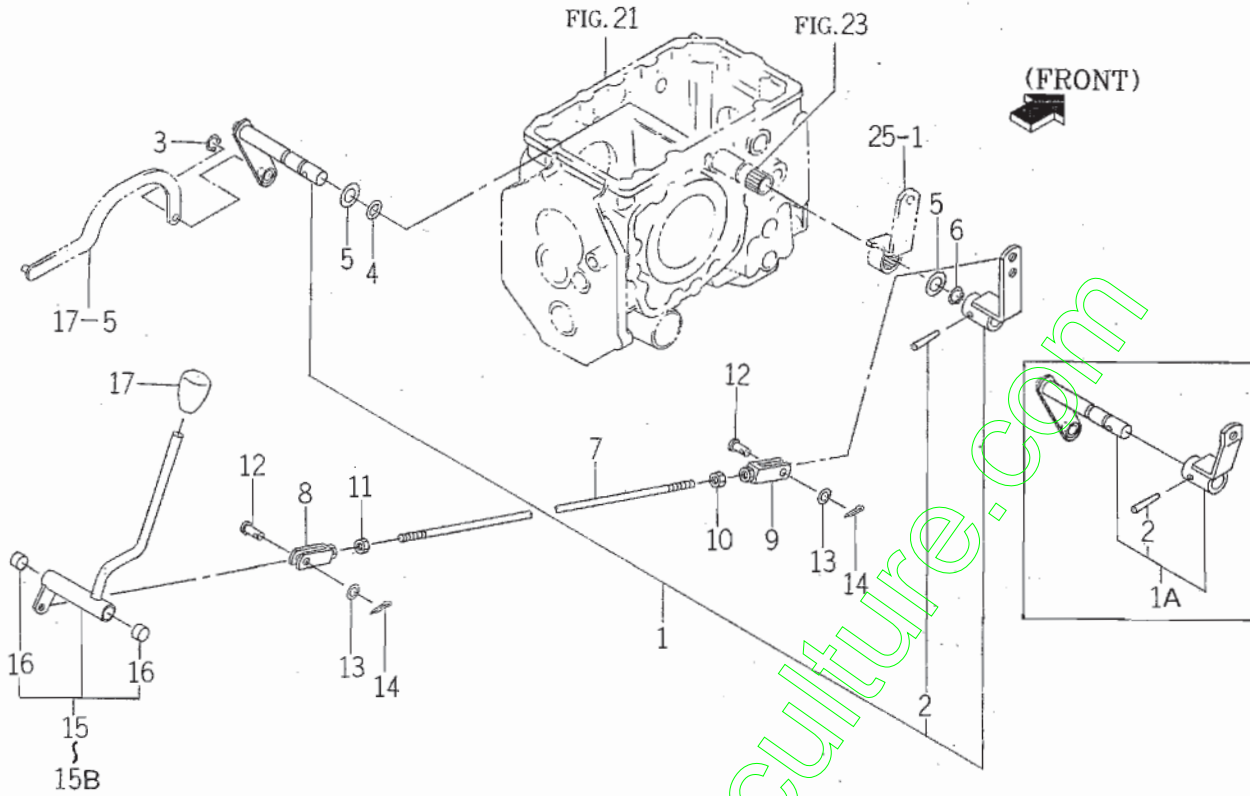
FIG. 21 REAR TRANSMISSION CASE SYSTEM



1636-241

KEY	PART CODE	DESCRIPTION	S P C	TYPE OF MODEL		I T C	C O L	G R P	REMARKS
				SF300	SF330				
1	1614-241-001-10	CASE/TRANSMISSION/R	*	1 -100129	1 -100020	3			
1A	1614-241-001-20	CASE/TRANSMISSION/RE	*	1 -200515	1 -200314	3			
1B	1614-241-001-40	CASE/TRANSMISSION/RE	*	1 200516-	1 200315-	1			
2	V523-101-002-40	PIN	*	2	2				
3	V211-661-003-50	BOLT/SP	*	10	10				
4	V707-140-080-00	RING/SNAP	*	1	1				
5	V707-140-062-00	RING/SNAP	*	1	1				
6	V707-140-072-00	RING/SNAP	*	1	1				
7	V251-341-003-00	BOLT/STUD	*	3	3				
8	V251-341-003-0C	BOLT/STUD	*	2 -200436	2 -200237				
8A	V251-341-003-0D	BOLT/STUD/SEAL	*	2 200437-	2 200238-				
9	V251-341-202-50	BOLT/M12X25	*	2	2				
10	1421-201-002-00	SEAL/47	*	1 -326	1 -53				
10A	1564-201-003-00	CAP/SEAL/47	*	1 327-	1 54-				
11	1617-241-003-00	PLUG/SEAL/80	*	1	1				
12	1614-241-004-00	PLUG/SEAL/25	*	2 -200515	2 -200314				
13	1427-120-002-00	CAP, BLANK/M10	*	8	8				
14	V781-160-000-8B	PLUG	*	1	1				
15	1444-503-006-00	PLUG/M22	*	1	1				
16	1636-241-003-00	WASHER/SEAL/M22	*	1 -200170	1 -200099				
16A	1518-621-007-00	WASHER/23X35X2	*	1 200171-	1 200100-				
17	1444-314-009-10	CAP, PTO SHAFT	*	1	1				
18	V211-360-802-00	BOLT (SP) M8X20	*	2 -300					
18A	V111-168-001-60	SCREW/M8X16	*	2 301-	2				
19	1614-241-003-00	PLATE/I/19X50	*	1	1				
20	V211-260-801-60	BOLT, SEMS (S) M8X16	*	2	2				
21	1636-241-210-10	PLATE/CASE/REAR COMP	*	1	1	3			
22	1636-241-005-00	GASKET	*	1	1				
23	V211-561-002-00	BOLT/M10X20	*	11	11				
24	V411-260-010-00	WASHER/M10	*	1 301-	1				

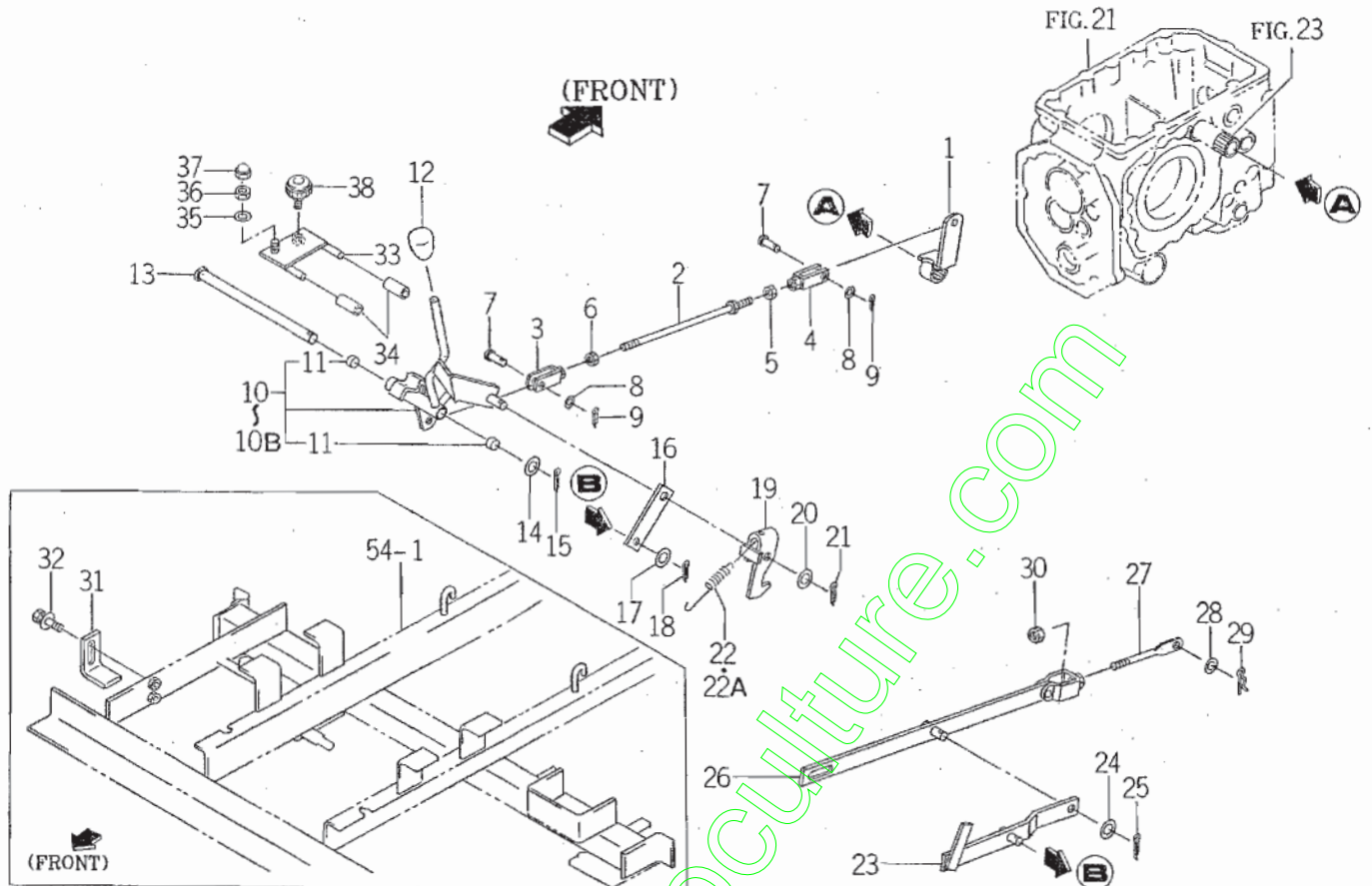
FIG. 24 CHANGE LEVER (SUB) SYSTEM



1636-262

KEY	PART CODE	DESCRIPTION	S P C	TYPE OF MODEL		I T C	C O L	G R P	REMARKS
				SF300	SF330				
1	1636-262-300-00	ARM/SHIFT/SUB SET	*	1 -300					
1A	1636-262-300-10	ARM/SHIFT/SUB SET	*	1 301-	1	3			
2	1614-216-003-00	PIN/TAPER/06X45	*	1	1				
3	V704-140-010-00	RING, SNAP/10 C	*	1	1				
4	V720-102-401-40	O-RING/P14	*	1	1				
5	V411-260-018-00	WASHER, PL/M18	*	2	2				
6	V704-140-018-00	RING, SNAP/18 C	*	1	1				
7	1480-312-230-10	ROD, BRAKE COMP	*	1	1				
8	1415-312-500-00	YOKE, LH	*	1	1				
9	1415-312-600-00	YOKE, RH	*	1	1				
10	V304-260-008-00	NUT/M 8	*	1	1				
11	1560-132-007-30	NUT/M8	*	1	1				
12	3600-462-003-00	PIN	*	2	2				
13	V411-260-008-00	WASHER, PL/M 8	*	2	2				
14	V500-163-002-00	PIN, SPLIT/3 X20	*	2	2				
15	1636-262-200-00	LEVER/SUB ASSY	*	1 -200476	1 -200278				
15A	1636-262-200-10	LEVER/SUB ASSY	*	1 -200574	1 -200350	1			
15B	1636-262-200-20	LEVER/SUB ASSY	*	1 200575-	1 200351-	1			
16	3643-420-004-00	BUSH/15X17X10	*	2	2				
17	1544-219-005-00	KNOB, LEVER/12	*	1	1				

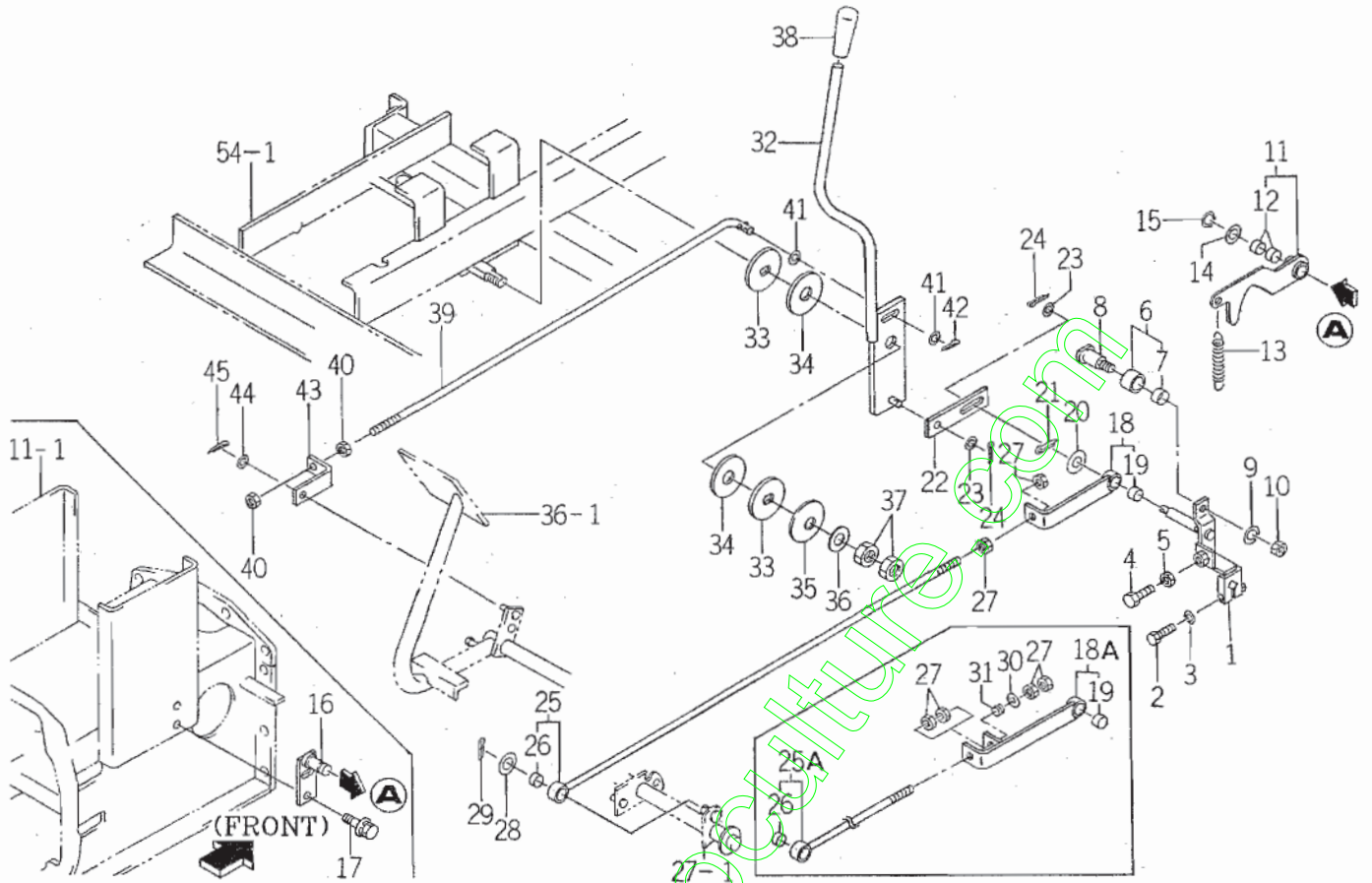
FIG. 25 CHANGE LEVER (PTO) SYSTEM



1636-264

KEY	PART CODE	DESCRIPTION	S P C	TYPE OF MODEL		I T C	C O L	G R P	REMARKS
				SF300	SF330				
1	1636-264-210-10	ARM/PTO COMP	*	1	1	3			
2	1588-515-360-00	ROD	*	1	1				
3	1415-312-500-00	YOKE, LH	*	1	1				
4	1415-312-600-00	YOKE, RH	*	1	1				
5	V304-260-008-00	NUT/M 8	*	1	1				
6	1560-132-007-30	NUT/MS	*	1	1				
7	3600-462-003-00	PIN	*	2	2				
8	V411-260-008-00	WASHER, PL/M 8	*	2	2				
9	V500-163-002-00	PIN, SPLIT/3 X20	*	2	2				
10	1636-264-200-10	LEVER/PTO ASSY	*	1 -200477	1 -200278	3			
10A	1636-264-200-20	LEVER/PTO ASSY	*	1 -200574	1 -200350	1			
10B	1636-264-200-30	LEVER/PTO ASSY	*	1 200575-	1 200351-	1			
11	3643-420-004-00	BUSH/15X17X10	*	2	2				
12	1544-219-005-00	KNOB, LEVER/12	*	1	1				
13	1636-264-002-10	PIN/15X238	*	1	1	3			
14	V411-260-014-00	WASHER, PL/M14	*	1	1				
15	V500-163-002-00	PIN, SPLIT/3 X20	*	1	1				
16	1636-264-003-00	PLATE/1/25X98	*	1	1				
17	V411-260-012-00	WASHER /M12	*	1	1				
18	V500-163-002-00	PIN, SPLIT/3 X20	*	1	1				
19	1636-264-250-10	HOOK COMP	*	1	1	3			
20	V411-260-012-00	WASHER /M12	*	1	1				
21	V500-163-002-00	PIN, SPLIT/3 X20	*	1	1				
22	1588-117-001-00	SPRING/HE089	*	1 -14	1				
22A	1415-120-006-00	SPRING, TENSION/86	*	1 15-	1				
23	1636-264-260-00	ROD/HOOK COMP	*	1	1				
24	V411-260-012-00	WASHER /M12	*	1	1				
25	V500-163-002-00	PIN, SPLIT/3 X20	*	1	1				
26	1636-264-280-00	ROD/BASE COMP	*	1	1				
27	1636-264-004-00	ROD/M08X130	*	1	1				

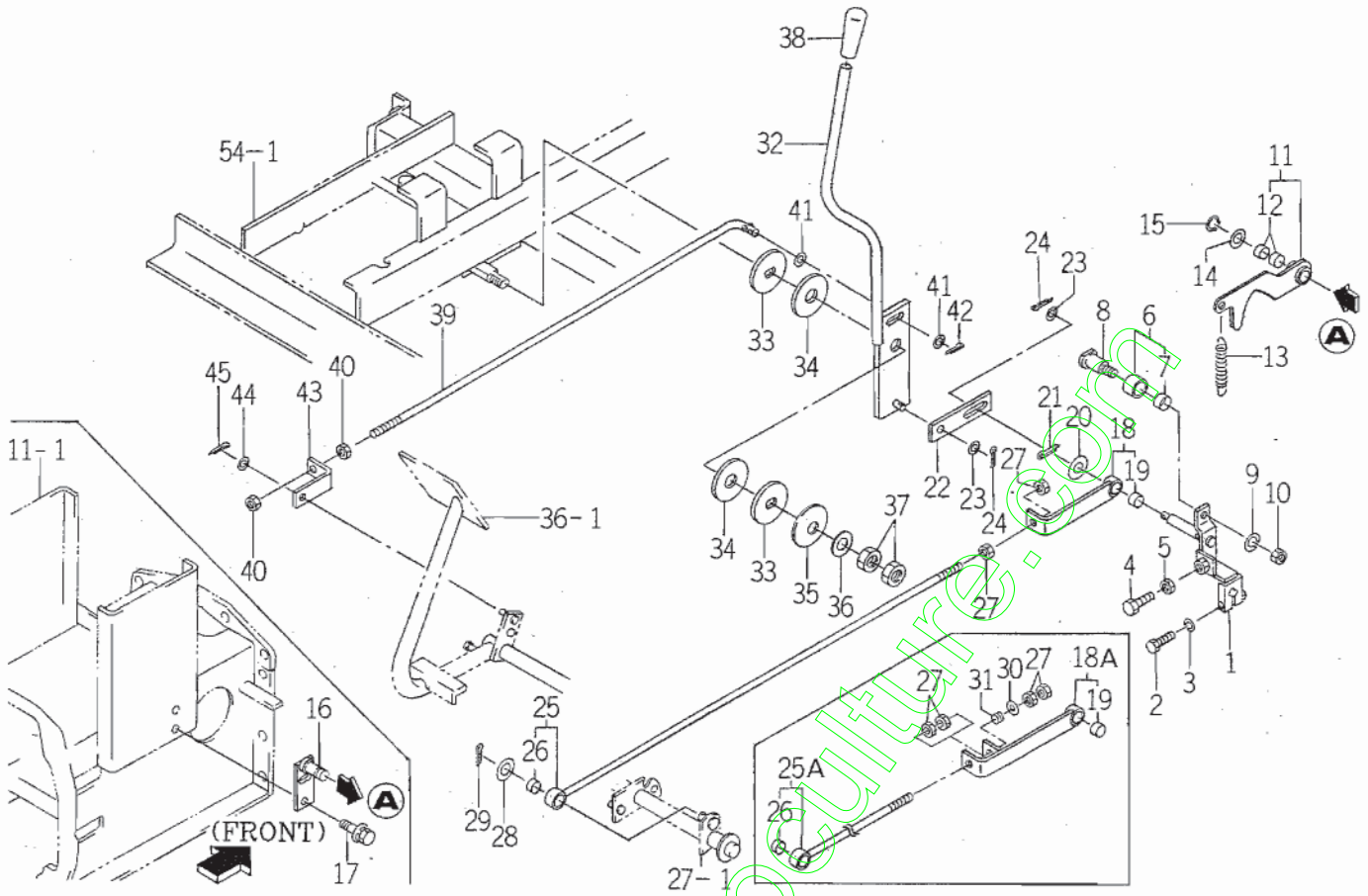
FIG. 26 LINK (HST) SYSTEM



1636-271

KEY	PART CODE	DESCRIPTION	S P C	TYPE OF MODEL		I T C	C O L	G R P	REMARKS
				SF300	SF330				
1	1636-271-210-00	ARM/TRUNNION COMP	*	1	1				
2	V201-360-804-00	BOLT/M8X40	*	1	1				
3	V401-160-008-00	WASHER, SP/M 8	*	1	1				
4	V201-260-804-00	BOLT/M 8X40	*	1	1				
5	V304-260-008-00	NUT/M 8	*	1	1				
6	1636-271-350-00	ROLLER/HST ASSY	*	1	1				
7	1636-271-351-00	BUSH/16X18X15	*	1	1				
8	3650-354-004-00	PIN/16X44	*	1	1				
9	V401-160-010-00	WASHER, SP/M10	*	1	1				
10	V304-260-010-00	NUT	*	1	1				
11	1636-271-280-00	ARM/NEUTRAL ASSY	*	1	1				
12	3656-115-002-00	BUSH/12X14X10	*	2	2				
13	3741-112-005-00	SPRING	*	1	1				
14	V411-260-012-00	WASHER /M12	*	1	1				
15	V704-140-012-00	RING, SNAP/12 C	*	1	1				
16	1636-271-220-00	PLATE/ADJUST COMP	*	1	1				
17	V211-360-802-00	BOLT (SP) M8X20	*	2	2				
18	1636-271-290-00	PLATE/L/22X120 ASSY	*	1-310	1-50				
18A	1636-271-290-10	PLATE/L/22X170 ASSY	*	1-311	1-51	1			
19	3656-115-002-00	BUSH/12X14X10	*	1	1				
20	V411-260-012-00	WASHER /M12	*	1	1				
21	V500-163-002-00	PIN, SPLIT/3 X20	*	1	1				
22	1636-271-001-00	PLATE/I/25X104	*	1	1				
23	V411-260-008-00	WASHER, PL/M 8	*	2	2				
24	V500-163-002-00	PIN, SPLIT/3 X20	*	2	2				
25	1636-271-300-00	ROD/HST ASSY	*	1-310	1-50				
25A	1636-271-300-10	ROD/HST ASSY	*	1-311	1-51	1			
26	3656-115-002-00	BUSH/12X14X10	*	1	1				
27	V304-260-010-00	NUT	*	4	4				
28	V411-260-012-00	WASHER /M12	*	1	1				

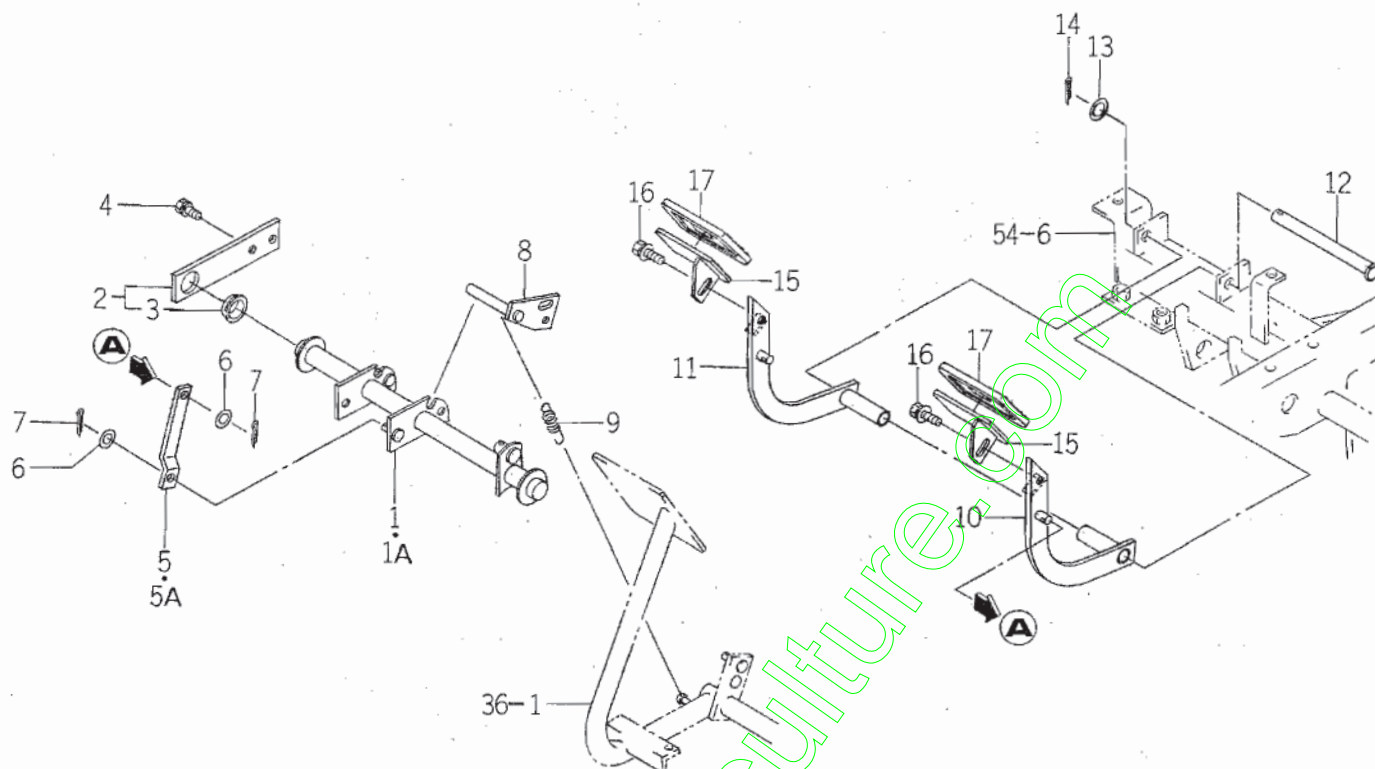
FIG. 26 LINK (HST) SYSTEM



1636-271

KEY	PART CODE	DESCRIPTION	S P C	TYPE OF MODEL		I T C	C O L	G R P	REMARKS
				SF300	SF330				
29	V500-163-002-00	PIN, SPLIT/3 X20	*	1	1				
30	V411-260-010-00	WASHER/M10	*	1 311-	1 51-				
31	1564-530-011-00	SPRING/HC014	*	1 311-	1 51-				
32	1636-271-260-00	LEVER/BRAKE/HST COMP	*	1	1				
33	3747-155-013-00	SLIPPER, BRAKE B	*	2	2				
34	1636-271-006-00	LINING/17X64X05	*	2	2				
35	3650-212-001-00	ARM, HST LEVER	*	1	1				
36	V411-260-014-00	WASHER, PL/M14	*	1	1				
37	V304-260-014-00	NUT/M14	*	2	2				
38	3761-242-017-00	GRIP	*	1	1				
39	1636-271-003-00	ROD/M08X680	*	1	1				
40	V304-260-008-00	NUT/M 8	*	2	2				
41	V411-260-008-00	WASHER, PL/M 8	*	2	2				
42	V500-163-002-00	PIN, SPLIT/3 X20	*	1	1				
43	1636-271-004-00	PLATE/L/22X60	*	1	1				
44	V411-260-008-00	WASHER, PL/M 8	*	1	1				
45	V500-163-002-00	PIN, SPLIT/3 X20	*	1	1				

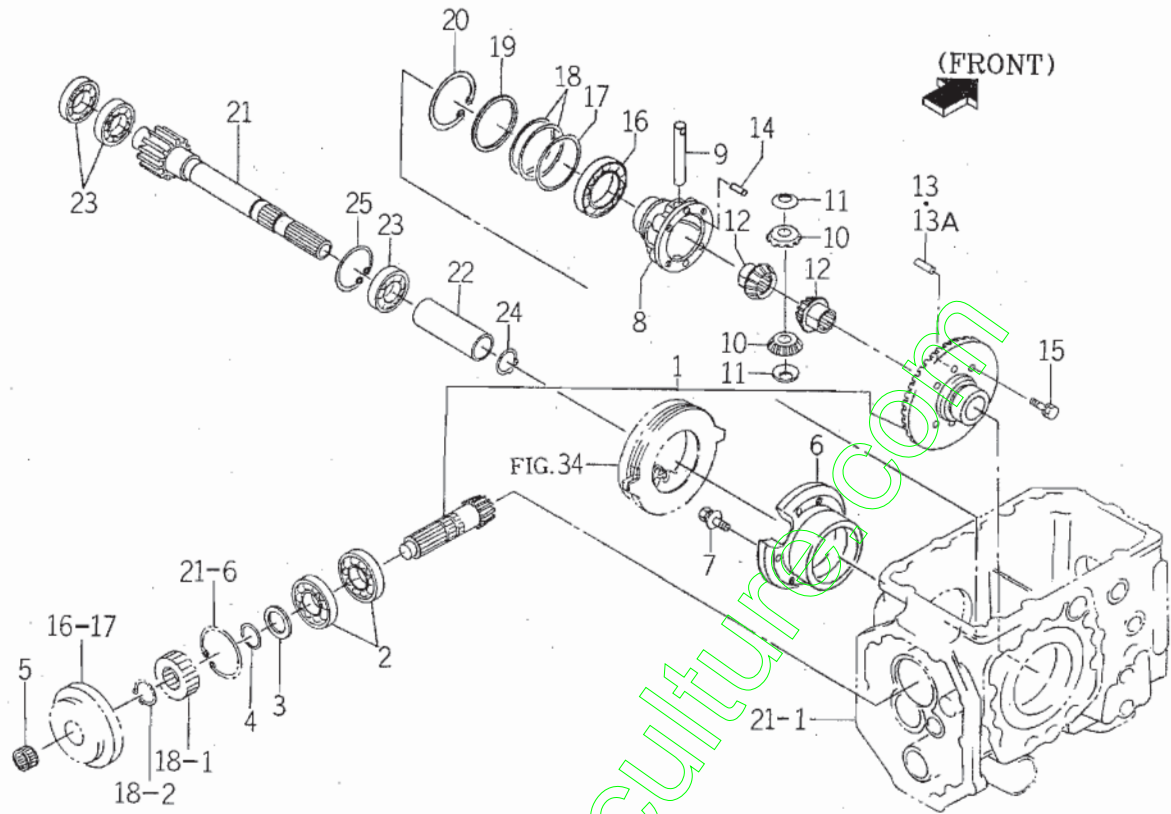
FIG. 27 PEDAL (HST) SYSTEM



1636-272

KEY	PART CODE	DESCRIPTION	S P C	TYPE OF MODEL		I T C	C O L	G R P	REMARKS
				SF300	SF330				
1	1636-272-220-00	PIN/PEDAL/HST COMP	*	1 -310	1 -50				
1A	1636-272-220-10	PIN/PEDAL/HST COMP	*	1 311-	1 51-	1			
2	1636-272-270-00	PLATE/I/32X150 ASSY	*	1	1				
3	1636-272-271-00	BUSH/20X23X10	*	1	1				
4	V211-260-802-00	BOLT, SEMS (S)	*	2	2				
5	1636-272-003-00	ROD/PEDAL	*	2 -325	2 -52				
5A	1636-272-003-10	ROD/PEDAL	*	2 326-	2 53-	1			
6	V411-260-008-00	WASHER, PL/M 8	*	6	6				
7	V500-163-002-00	PIN, SPLIT/3 X20	*	4	4				
8	1636-272-230-10	PLATE/HSTLOCK COMP	*	1	1	3			
9	1414-312-002-00	SPRING, TENSION/53	*	1	1				
10	1636-272-240-10	PEDAL/HST/LH COMP	*	1	1	3			
11	1636-272-250-10	PEDAL/HST/RH COMP	*	1	1	3			
12	1636-272-004-10	PIN/12X139	*	1	1	3			
13	V411-260-012-00	WASHER /M12	*	1	1				
14	V500-163-002-00	PIN, SPLIT/3 X20	*	1	1				
15	1636-272-260-10	PEDAL/HST COMP	*	2	2	3			
16	V211-360-801-60	BOLT, SEMS (SP)	*	2	2				
17	1608-207-014-00	PAD (HST)	*	2	2				

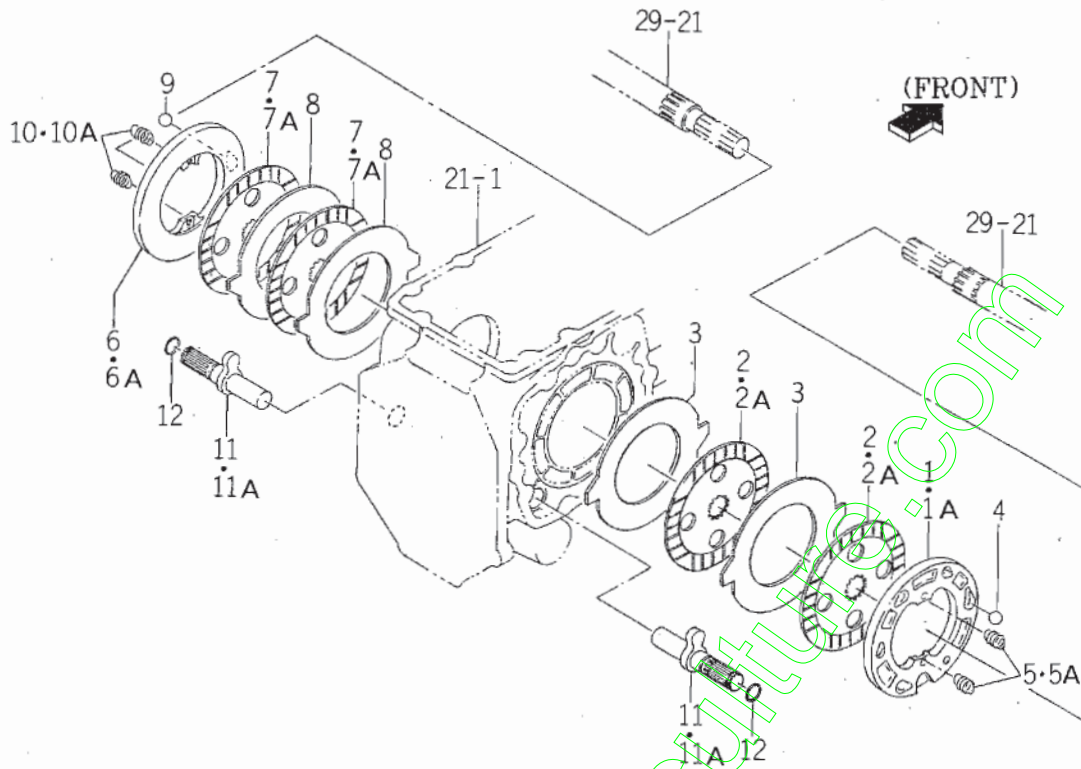
FIG. 29 DRIVE PINION (HST),DIFF CASE SYSTEM



1636-301

KEY	PART CODE	DESCRIPTION	S P C	TYPE OF MODEL		I T C	C O L	G R P	REMARKS
				SF300	SF330				
1	1620-301-500-00	GEAR/07-38 SET	*	1	1				
2	7932-201-002-00	BEARING, RB/6306SH2	*	2	2				
3	1560-208-018-40	WASHER/30X16X2	*	1	1				
4	1617-301-002-00	CIRCLIP/30	*	1	1				
5	V653-420-261-60	BEARING	*	1	1				
6	1614-304-001-00	METAL/DIFF	*	1	1				
7	V211-360-802-50	BOLT SEMS	*	4	4				
8	1614-304-002-10	CASE/DIFF	*	1	1		3		
9	1444-411-006-00	SHAFT DIFF. PINION	*	1	1				
10	1614-304-003-00	GEAR/BEVEL/12	*	2	2				
11	1614-304-014-00	WASHER	*	2	2				
12	1614-304-005-10	GEAR/BEVEL/14	*	2	2		1		
13	1544-304-007-00	PIN STRAIGHT, A	*	1 -200238	1 -200143				
13A	1672-301-002-00	PIN	*	1 200239-	1 200144-				
14	V523-100-801-60	PIN	*	1	1				
15	V211-560-802-50	BOLT, SEMS/M8X25 7T	*	4	4				
16	V600-110-601-00	BEARING, RB/6010	*	2	2				
17	1614-304-006-00	SHIM/0.2	*	2	2				
18	1614-304-007-00	SHIM/0.1	*	4	4				
19	1614-304-008-00	WASHER/68X80X02	*	2	2				
20	V707-140-080-00	RING/SNAP	*	2	2				
21	1636-304-002-00	GEAR/SPUR/15	*	2	2				
22	1636-304-003-00	HUB/31X38X110	*	2	2				
23	V600-110-620-60	BEARING, RB/6206	*	6	6				
24	V704-140-030-00	RING, SNAP/30 C	*	2	2				
25	V707-140-062-00	RING/SNAP	*	2	2				

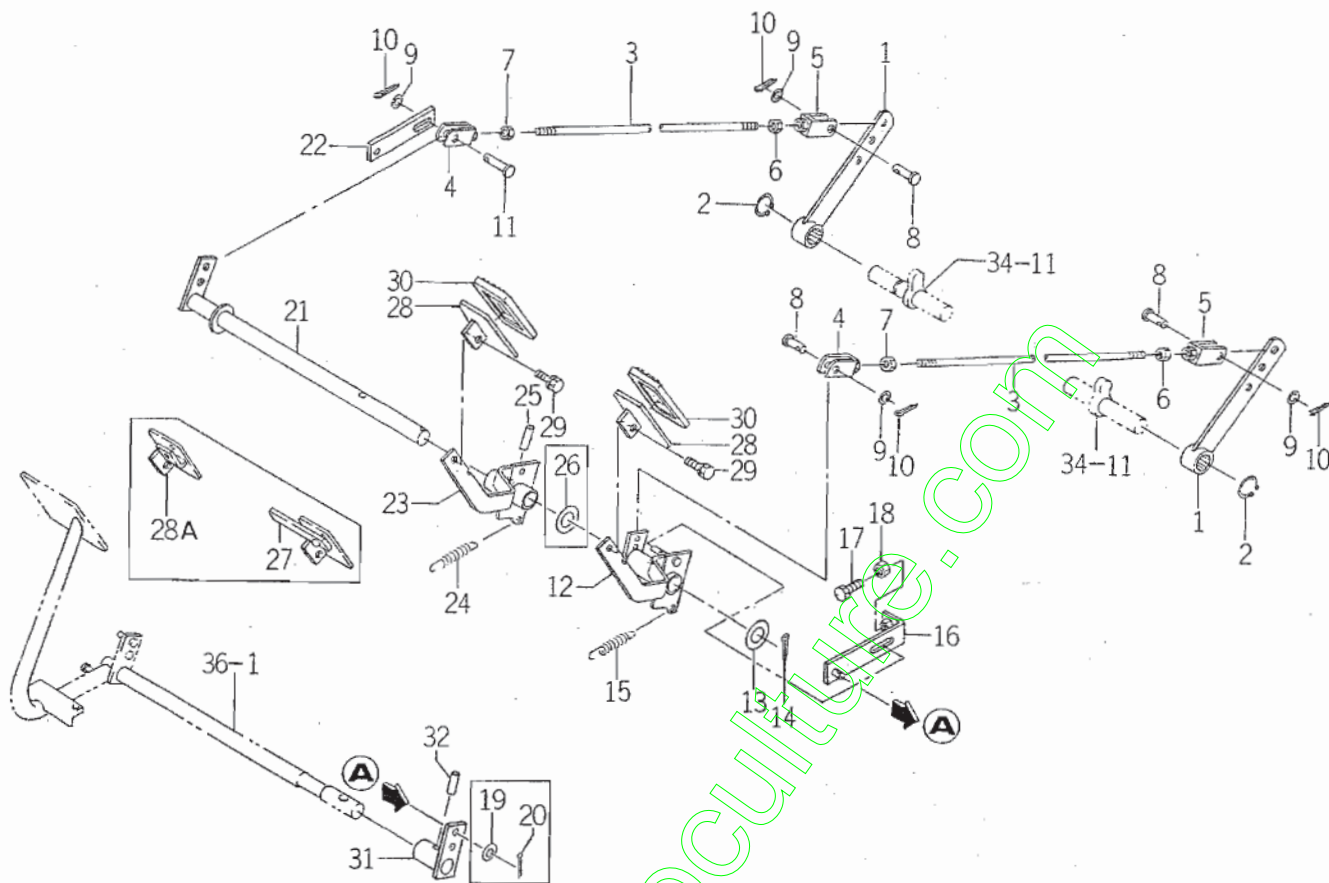
FIG. 34 BRAKE SYSTEM



1614-310

KEY	PART CODE	DESCRIPTION	S P C	TYPE OF MODEL		I T C	C O L	G R P	REMARKS
				SF300	SF330				
1	1614-310-201-00	PLATE/PRESSURE/LH	*	1 -200246	1 -200143				
1A	1614-310-201-10	PLATE/PRESSURE/LH	*	1 200247-	1 200144-	1			
2	1614-310-202-00	PLATE/DISK	*	2 -200246	2 -200143				
2A	1614-310-202-10	PLATE/DISK	*	2 200247-	2 200144-	1			
3	1614-310-203-00	PLATE/SEPARATE	*	2	2				
4	V680-200-001-90	BALL, STEEL/19X32	*	3	3				
5	1544-310-284-00	SPRING/HE023	*	2 -310	2 -50				
5A	1602-310-202-00	SPRING/HE023	*	2 311-	2 51-				
6	1614-310-211-00	PLATE/PRESSURE/RH	*	1 -200244	1 -200143				
6A	1614-310-211-10	PLATE/PRESSURE/RH	*	1 200245-	1 200144-	1			
7	1614-310-202-00	PLATE/DISK	*	2 -200246	2 -200143				
7A	1614-310-202-10	PLATE/DISK	*	2 200247-	2 200144-	1			
8	1614-310-203-00	PLATE/SEPARATE	*	2	2				
9	V680-200-001-90	BALL, STEEL/19X32	*	3	3				
10	1544-310-284-00	SPRING/HE023	*	2 -310	2 -50				
10A	1602-310-202-00	SPRING/HE023	*	2 311-	2 51-				
11	1614-310-220-00	CAM/BRAKE COMP	*	2 -200229	2 -200141				
11A	1614-310-220-10	CAM/BRAKE COMP	*	2 200230-	2 200142-	1			
12	V720-102-401-80	O-RING/P18	*	2	2				

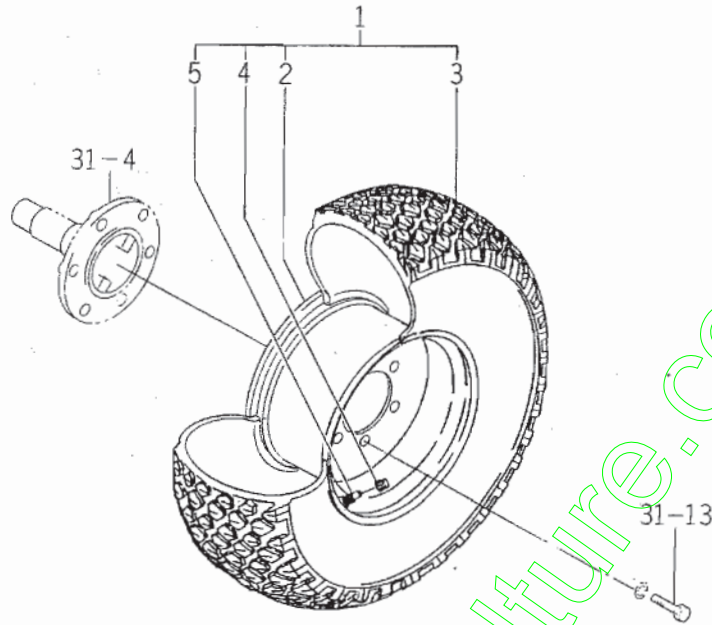
FIG. 35 PEDAL (BRAKE) SYSTEM



1636-312

KEY	PART CODE	DESCRIPTION	S P C	TYPE OF MODEL		I T C	C O L	G R P	REMARKS
				SF300	SF330				
1	1636-312-210-00	LINK/BRAKE COMP	*	2	2				
2	V704-140-022-00	RING, SNAP/22 C	*	2	2				
3	1480-312-230-10	ROD, BRAKE COMP	*	2	2				
4	1415-312-500-00	YOKE, LH	*	2	2				
5	1415-312-600-00	YOKE, RH	*	2	2				
6	V304-260-008-00	NUT/M 8	*	2	2				
7	1560-132-007-30	NUT/M 8	*	2	2				
8	3600-462-003-00	PIN	*	3	3				
9	V411-260-008-00	WASHER, PL/M 8	*	4	4				
10	V500-163-002-00	PIN, SPLIT/3 X20	*	4	4				
11	1593-606-006-10	PIN/8X36	*	1	1	1			
12	1636-312-230-10	ARM/BRAKE/LH COMP	*	1	1	3			
13	V411-260-020-00	WASHER/M20	*	1	1				
14	V500-164-003-00	PIN, SPLIT/4 X30	*	1	1				
15	1426-621-018-00	SPRING, TENSION	*	1	1				
16	1636-312-280-00	PLATE/MASTER COMP	*	1	1				
17	V201-260-804-00	BOLT/M 8X40	*	1	1				
18	V304-260-008-00	NUT/M 8	*	1	1				
19	V411-260-008-00	WASHER, PL/M 8	*	2	2				
20	V500-163-002-00	PIN, SPLIT/3 X20	*	301-2	301-2				
21	1636-312-260-10	PIN/BRAKE COMP	*	1	1	3			
22	1636-312-001-00	PLATE/I/22X118	*	1	1				
23	1636-312-240-10	ARM/BRAKE/RH COMP	*	1	1	3			
24	1426-621-018-00	SPRING, TENSION	*	1	1				
25	V530-160-803-20	PIN	*	1	1				
26	V411-260-020-00	WASHER/M20	*	1	1				
27	1636-312-290-00	PEDAL/BRAKE/LH COMP	*	200027-1	200006-1				
28	1636-312-250-00	PEDAL/BRAKE COMP	*	200026-2	200005-2				
28A	1636-312-250-10	PEDAL/BRAKE/RH COMP	*	200027-1	200006-1	3			
29	V211-260-801-60	BOLT, SEMS (S) M8X16	*	200027-2	200006-2				

FIG. 37 FRONT WHEEL SYSTEM

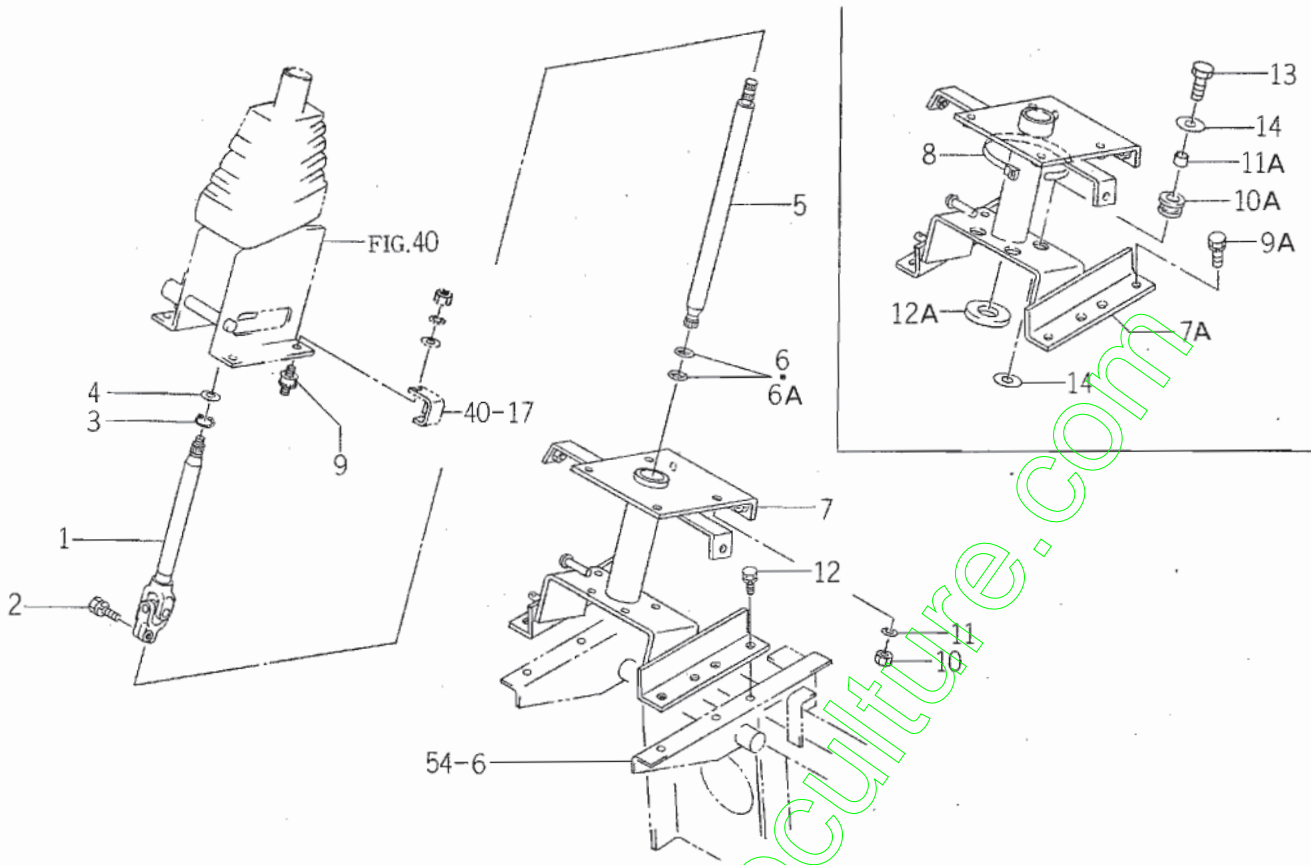


1836-317

KEY	PART CODE	DESCRIPTION	S P C	TYPE OF MODEL		I T C	C O L	G R P	REMARKS
				SF300	SF330				
1	1636-317-200-00	TIRE/FRONT ASSY	*	2	2		6G		
2	1636-317-210-00	RIM/WHEEL COMP	*	2	2		6G		
3	1636-317-201-00	TIRE/TURF/23-12	*	2	2				
4	V999-200-003-00	CAP, TIRE VALVE	*	2	2				
5	1386-241-002-00	BULB	*	2	2				

www.encycliculture.com

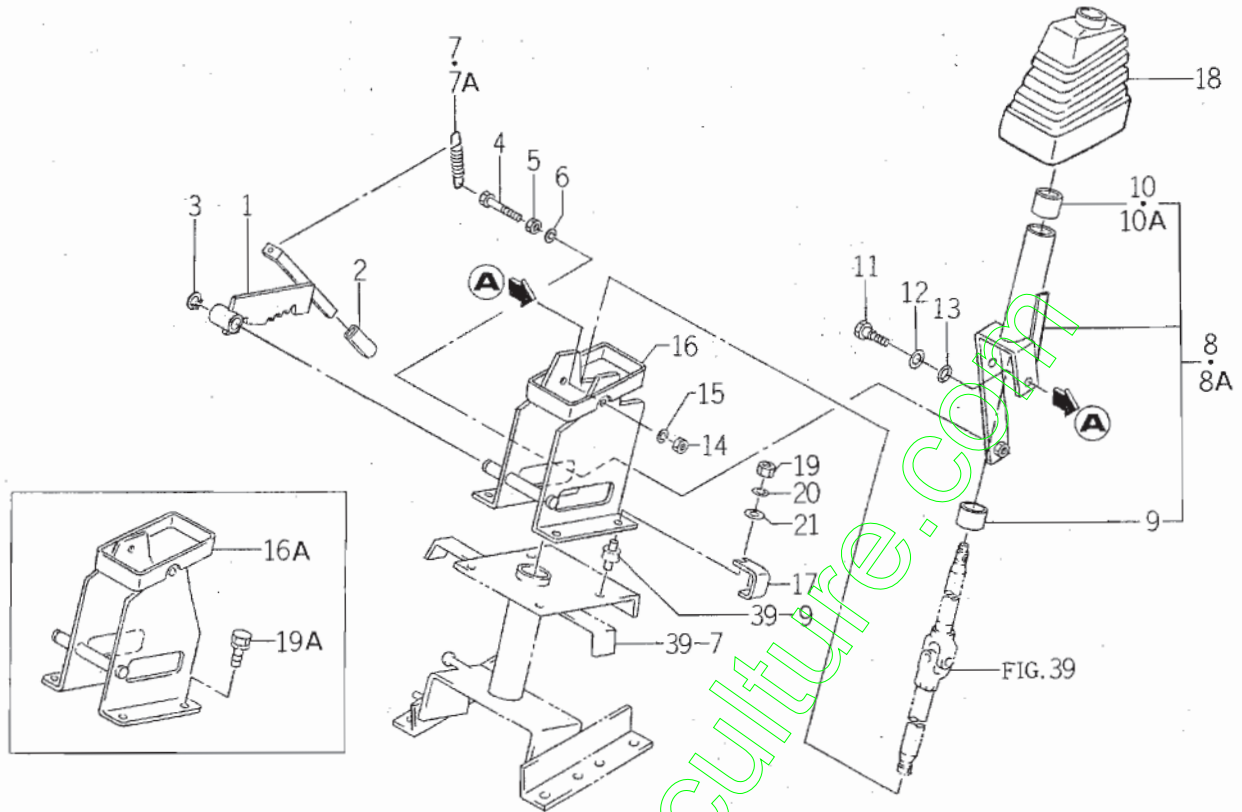
FIG. 39 SHAFT (STEERING) SYSTEM



1636-402

KEY	PART CODE	DESCRIPTION	S P C	TYPE OF MODEL		I T C	C O L	G R P	REMARKS
				SF300	SF330				
1	1636-402-210-10	SHAFT/STEERING/ COMP	*	1	1		3		
2	V211-560-802-50	BOLT, SEMS/M8X25 TT	*	1	1				
3	V704-140-019-00	RING, SNAP 19	*	1	1				
4	3752-152-007-00	WASHER	*	1	1				
5	1636-402-001-10	SHAFT/STEERING/B	*	1	1		1		
6	V720-102-401-20	O-RING/P12	*	2 -300					
6A	V720-102-401-40	O-RING/P14	*	2 301-	2				
7	1636-402-240-10	COLUMN/STEERING COMP	*	1 -300			3		
7A	1636-402-240-20	COLUMN/STEERING COMP	*	1 301-	1		3		
8	1342-402-006-00	BAND, WIRE/250	*	1 131-	1				
9	P120-401-005-00	RUBBER, CUSHION	*	4 -300					
9A	V211-260-802-50	BOLT/S	*	4 301-	4				
10	V304-260-008-00	NUT/M 8	*	4 -300					
10A	1636-402-003-00	GROMMET/14X20X06	*	4 301-	4				
11	V401-160-008-00	WASHER, SP/M 8	*	4 -300					
11A	1636-402-004-00	COLLAR/10X14X15	*	4 301-	4				
12	V211-260-802-50	BOLT/S	*	4 -300					
12A	1636-402-005-00	SEAL/26X46X10	*	1 301-	1				
13	1636-402-006-00	BOLT/M10X35	*	4 301-	4				
14	2130-713-002-10	WASHER	*	8 301-	8				

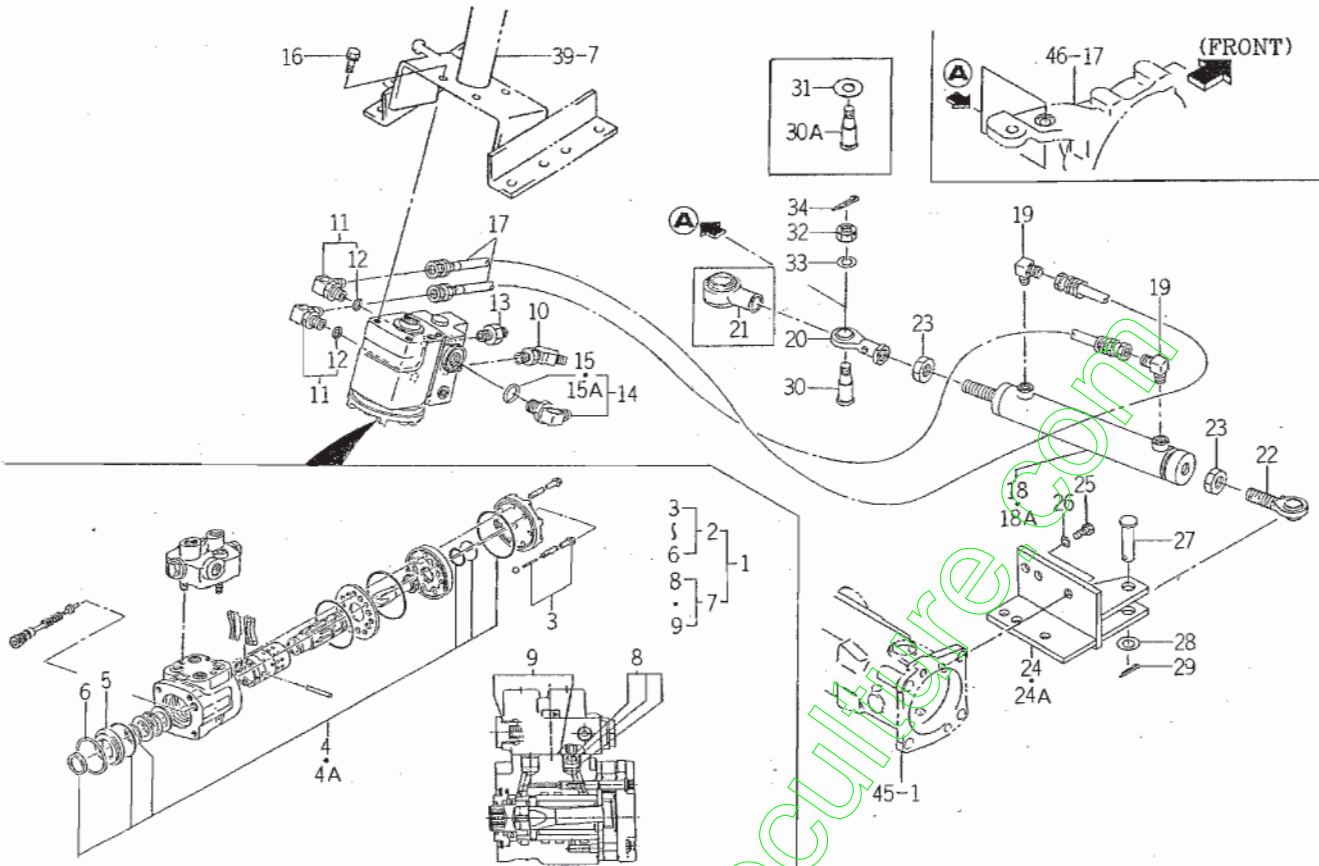
FIG. 40 LEVER (TILT) SYSTEM



1636-403

KEY	PART CODE	DESCRIPTION	S P C	TYPE OF MODEL		I T C	C O L	G R P	REMARKS
				SF300	SF330				
1	1636-403-210-00	LEVER/TILT COMP	*	1	1				
2	3600-201-013-00	GRIP, BRAKE	*	1	1				
3	V704-140-016-00	RING, SNAP/16 C	*	1	1				
4	1581-433-013-00	BOLT/M8X40	*	1	1				
5	V304-260-008-00	NUT/M 8	*	1	1				
6	V401-160-008-00	WASHER, SP/M 8	*	1	1				
7	1105-106-001-00	SPRING/HC094	*	1 -200345	1 -200170				
7A	1650-135-002-00	SPRING/HE095	*	1 200346-	1 200171-				
8	1636-403-240-40	ARM/TILT ASSY	*	1 -200284			1		
8A	1636-403-240-50	ARM/TILT ASSY	*	1 200285-	1		3		
9	1426-406-203-00	BUSH, COLUMN	*	1	1				
10	1432-406-007-00	BUSH, STEERING	*	1 -200284	1 -200158				
10A	1429-406-205-00	BUSH	*	1 200285-	1 200159-				
11	3666-407-003-00	PIN/12X25	*	2	2				
12	3610-440-018-00	WASHER	*	2	2				
13	V720-102-401-20	O-RING/P12	*	2	2				
14	V304-260-008-00	NUT/M 8	*	2	2				
15	V401-160-008-00	WASHER, SP/M 8	*	2	2				
16	1636-403-230-20	STAY/TILT COMP	*	1 -300			3		
16A	1636-403-230-30	STAY/TILT COMP	*	1 301-	1		3		
17	1636-402-250-20	STOPPER COMP	*	4 -300			3		
18	1518-603-001-00	COVER, HANDLE	*	1	1				
19	V304-260-008-00	NUT/M 8	*	4 -300					
19A	V211-260-802-50	BOLT/S	*	4 301-	4				
20	V401-160-008-00	WASHER, SP/M 8	*	4 -300					
21	V411-260-008-00	WASHER, PL/M 8	*	4 -300					

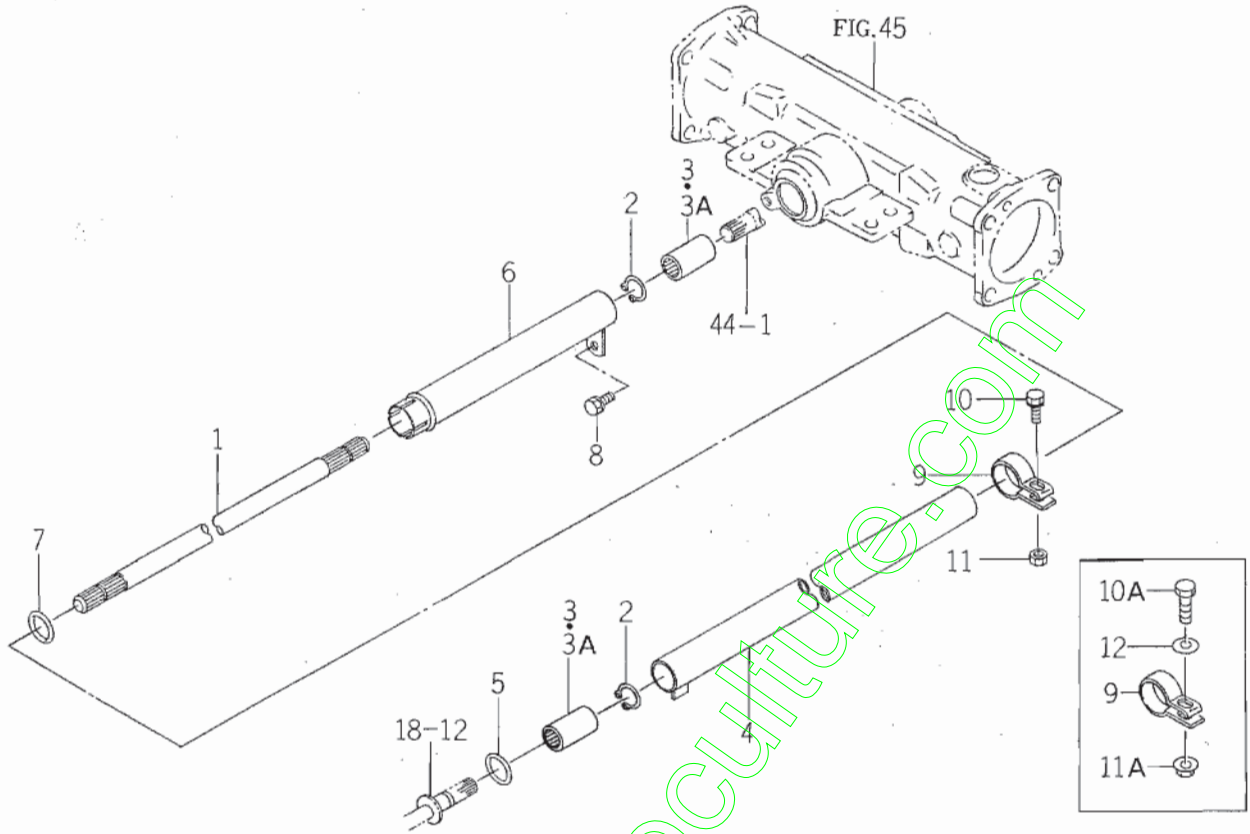
FIG. 41 STEERING (UNIT) SYSTEM



1636-407

KEY	PART CODE	DESCRIPTION	S P C	TYPE OF MODEL		I T C	C O L	G R P	REMARKS
				SF300	SF330				
1	1636-407-200-00	UNIT/STEERING ASSY	*	1	1				
2	1636-407-400-00	ORBITROLL ASSY	*	1 200159-	1 200115-				
3	1636-407-410-00	RETAINER/BOLT ASSY	*	1 200159-	1 200115-				
4	1636-407-420-00	SEAL/ORBITROL SET	*	1 -200429	1 -200235				
4A	1636-407-420-10	SEAL/ORBITROL SET	*	1 200430-	1 200236-	3			
5	1636-407-401-00	BUSH/SEAL	*	1 200159-	1 200115-				
6	1636-407-402-00	RETAINING/RING	*	1 200159-	1 200115-				
7	1636-407-500-00	VALVE/VD ASSY	*	1 200159-	1 200115-				
8	1636-407-510-00	ORIFICE/CHECK ASSY	*	1 200159-	1 200115-				
9	1636-407-520-00	SEAL/VD SET	*	1 200159-	1 200115-				
10	1636-407-004-00	ADAPTER/45° ASSY	*	1	1				
11	P103-521-006-10	ELBOW/90° ASSY	*	2	2	3			
12	V720-112-401-40	O-RING/P14	*	2	2				
13	3631-353-008-10	ADAPTER, S HIGH PRESS	*	1	1				
14	P117-501-250-00	ELBOW ASSY	*	1	1				
15	P117-303-057-00	ORING	*	1 -200036					
15A	V720-112-401-40	O-RING/P14	*	1 200037-	1				
16	V211-561-002-00	BOLT/M10X20	*	4 -500					
17	3650-375-200-00	HOSE/HYDRAULIC/2150	*	2	2				
18	K185-038-000-00	CYLINDER ASSY	*	1 -130					FIG 070
18A	K185-038-000-20	CYLINDER ASSY	*	1 131-	1	1			FIG 070
19	3768-185-022-10	ADAPTER (90° /PUMP)	*	2	2				
20	1636-407-001-00	JOINT/BALL	*	1	1				
21	3650-432-012-00	BOOT/16	*	1 200059-	1 200055-				
22	1636-407-002-00	JOINT/BALL	*	1	1				
23	V304-260-016-00	NUT/M16	*	2	2				
24	1636-407-210-10	BRACKET/CYLINDE COMP	*	1 -200055	1 -200069	3			
24A	1636-407-210-20	BRACKET/CYLINDE COMP	*	1 200056-	1 200070-	1			
25	V201-361-203-00	BOLT/M12X30	*	4	4				
26	V401-160-012-00	WASHER, SP/M12	*	4	4				

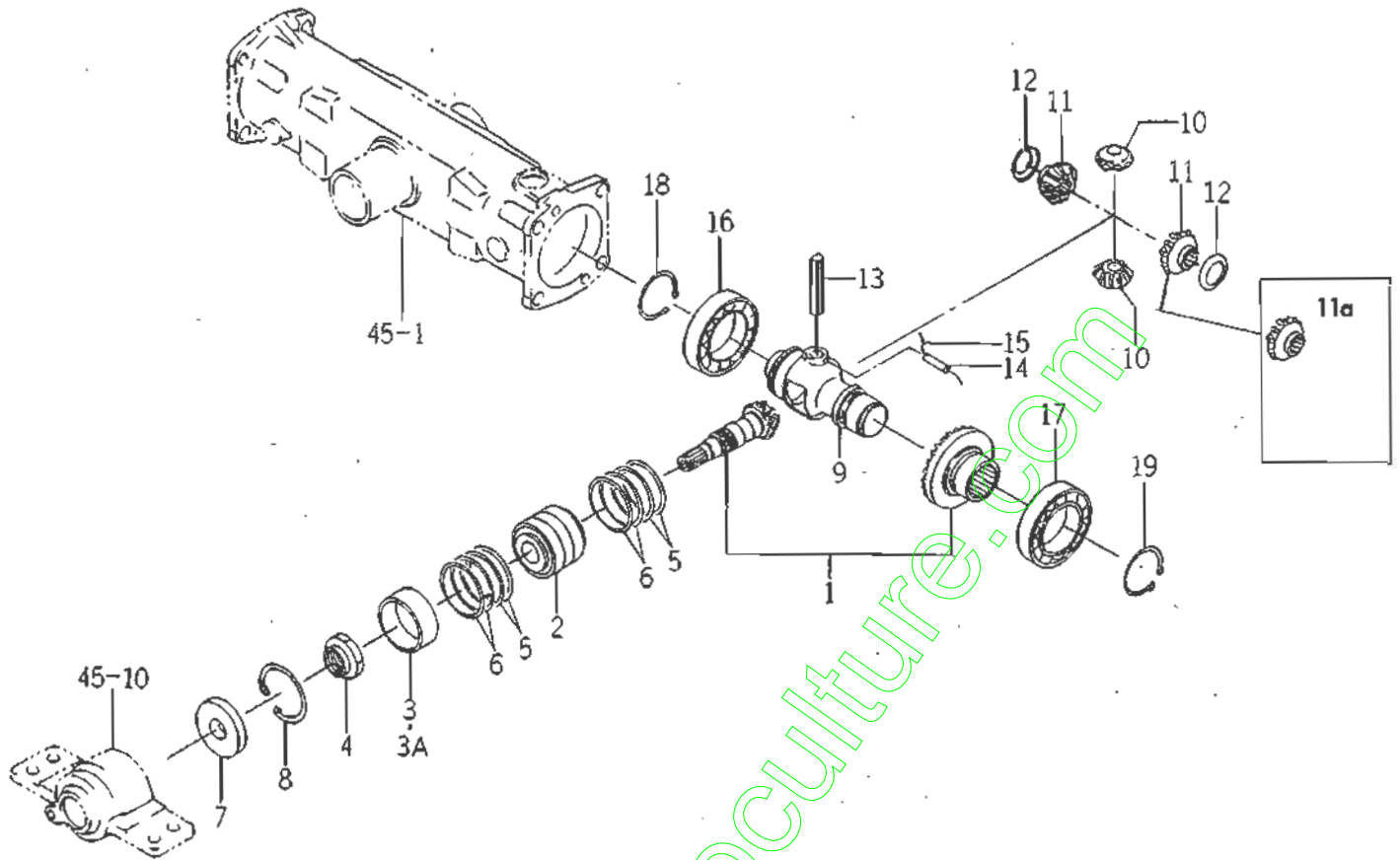
FIG. 43 DRIVE SHAFT (4WD) SYSTEM



1636-431

KEY	PART CODE	DESCRIPTION	S P C	TYPE OF MODEL		I T C	C O L	G R P	REMARKS
				SF300	SF330				
1	1636-431-001-00	SHAFT	*	1	1				
2	V704-140-019-00	RING, SNAP 19	*	2	2				
3	1421-134-019-00	COUPLING	*	2	2				
3A	1673-431-001-10	COUPLING 16X27X55	*	-200192 200193-	-200120 200121-				
4	1614-431-210-00	TUBE COMP	*	1	1				
5	V723-102-003-40	RING 0	*	1	1				
6	1620-431-200-00	TUBE/300 COMP	*	1	1				
7	V720-103-503-40	O-RING/P34	*	1	1				
8	V211-260-801-60	BOLT, SEMS (S) M8X16	*	1	1				
9	1444-410-002-10	CLAMP	*	1	1	1			
10	V211-260-803-00	BOLT, SEMS	*	1 -200134	1 -200092				
10A	V201-260-803-50	BOLT/M 8X35	*	1 200135-	1 200093-				
11	V304-260-008-00	NUT/M 8	*	1 -200130	1 -200092				
11A	V362-260-008-00	NUT/WASHER	*	1 200131-	1 200093-				
12	V411-260-008-00	WASHER, PL/M 8	*	1 200135-	1 200093-				

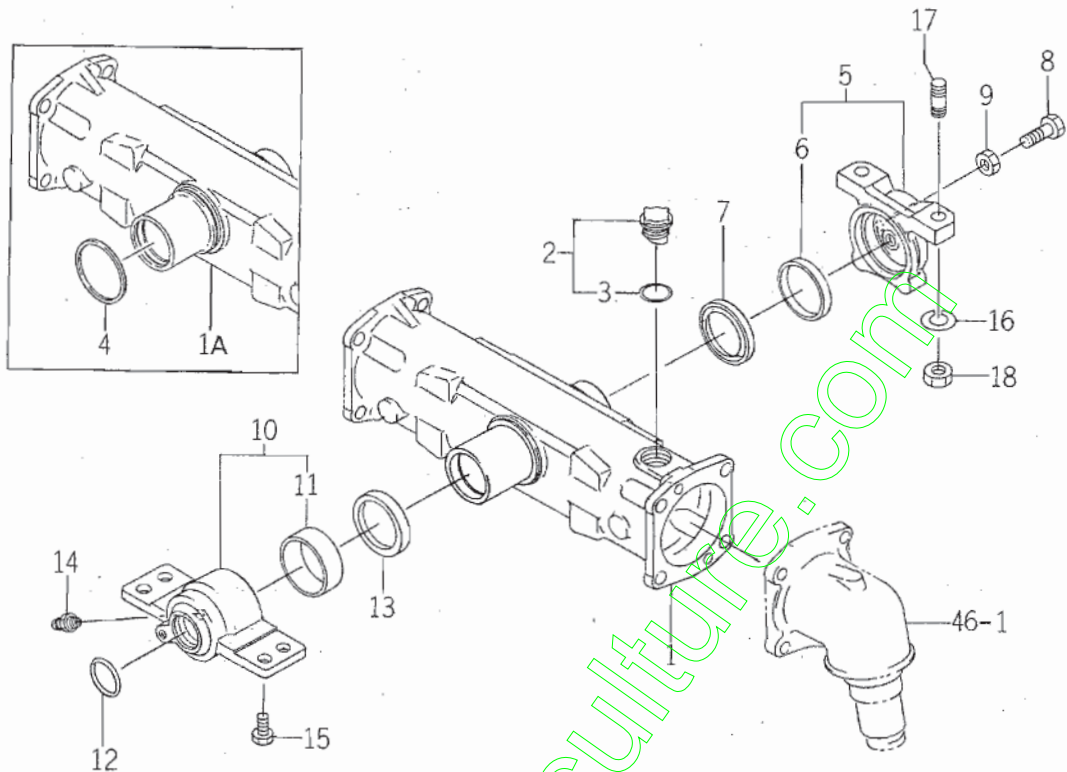
FIG. 44 BEVEL CASE SYSTEM



1614-432

KEY	PART CODE	DESCRIPTION	S P C	TYPE OF MODEL		I T C	C O L	G R P	REMARKS
				SF300	SF330				
1	1614-432-200-00	GEAR/08-20 SET	*	1	1				
2	1614-432-210-10	BEARING/TAPERROLLER	*	1	1	1			
3	1614-432-007-00	COLLAR/48X52X17	*	1	1				
3A	1650-432-001-00	COLLAR/48X52X17	*	427	90				
4	1614-432-001-00	NUT/M25	*	1	1				
5	1444-411-012-00	SHIM (C)	*	4	4				
6	1444-411-013-00	SHIM D T=0.1	*	4	4				
7	1427-432-016-00	SEAL, OIL/21	*	1	1				
8	V705-140-052-00	RING SNAP/52 C	*	1	1				
9	1614-432-002-00	CASE/DIFF	*	1	1				
10	1614-432-003-00	PINION/BEVEL/11	*	2	2				
11	1614-432-004-00	GEAR/BEVEL/15	*	2	2				
12	1614-432-005-00	WASHER	*	2	2				
13	1614-432-006-00	PIN/12X75	*	1	1				
14	V580-140-502-50	PIN, SPRING/5 X25 W	*	1	1				
15		WIRE	*	1	1				
16	V600-110-601-10	BEARING, RB/6011	*	1	1				
17	V600-110-601-00	BEARING, RB/6010	*	1	1				
18	V706-140-055-00	RING/SNAP	*	1	1				
19	V706-140-040-00	RING/SNAP	*	1	1				
11a	1675-432-0010-0	PLANETAIRE	*	2	2				Montage NM Sans caupelles

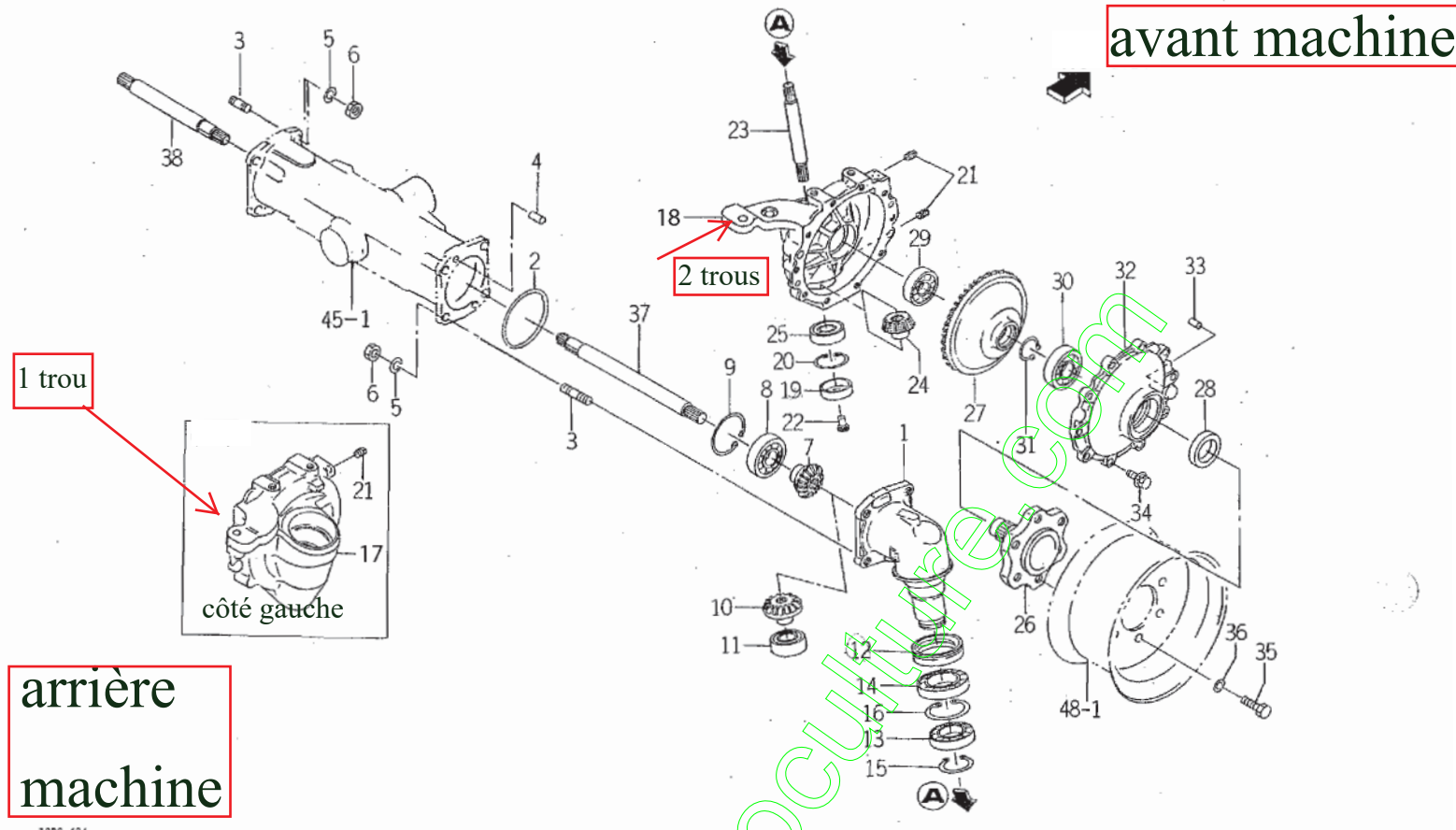
FIG. 45 AXLE HOUSING SYSTEM



1636-433

KEY	PART CODE	DESCRIPTION	S P C	TYPE OF MODEL		I T C	C O L	G R P	REMARKS
				SF300	SF330				
1	1636-433-002-00	HOUSING/AXLE	*	1 -200026	1 -200006				
1A	1636-433-002-10	HOUSING/AXLE	*	1 200027-	1 200007-	3			
2	1518-432-250-00	CAP, OIL ASSY	*	1	1				
3	1518-306-203-00	PACKING	*	1	1				
4	V721-103-107-00	O-RING/G70	*	1 200027-	1 200007-				
5	1614-433-200-00	METAL/PIVOT/FRONT	*	1	1				
6	1614-433-202-00	BUSH/62X67X15	*	1	1				
7	1614-433-002-00	SEAL/OIL	*	1	1				
8	V201-261-203-50	BOLT/M12X35	*	1	1				
9	V304-260-012-00	NUT/M12	*	1	1				
10	1636-433-220-00	METAL/PIVOT/FRONT	*	1	1				
11	1614-433-212-00	BUSH/62X67X30	*	1	1				
12	V720-103-503-80	O-RING/P38	*	1	1				
13	1614-433-002-00	SEAL/OIL	*	1 -200026	1 -200006				
14	V761-150-000-00	NIPPLE/GREASE	*	1	1				
15	V201-361-403-50	BOLT	*	4	4				
16	V401-160-014-00	WASHER, SP/M14	*	6	6				
17	V251-441-403-50	STUD/M14X35	*	2	2				
18	V304-460-014-00	NUT/M14	*	2	2				

FIG. 46 FINAL GEAR CASE, FINAL DRIVE SHAFT SYSTEM

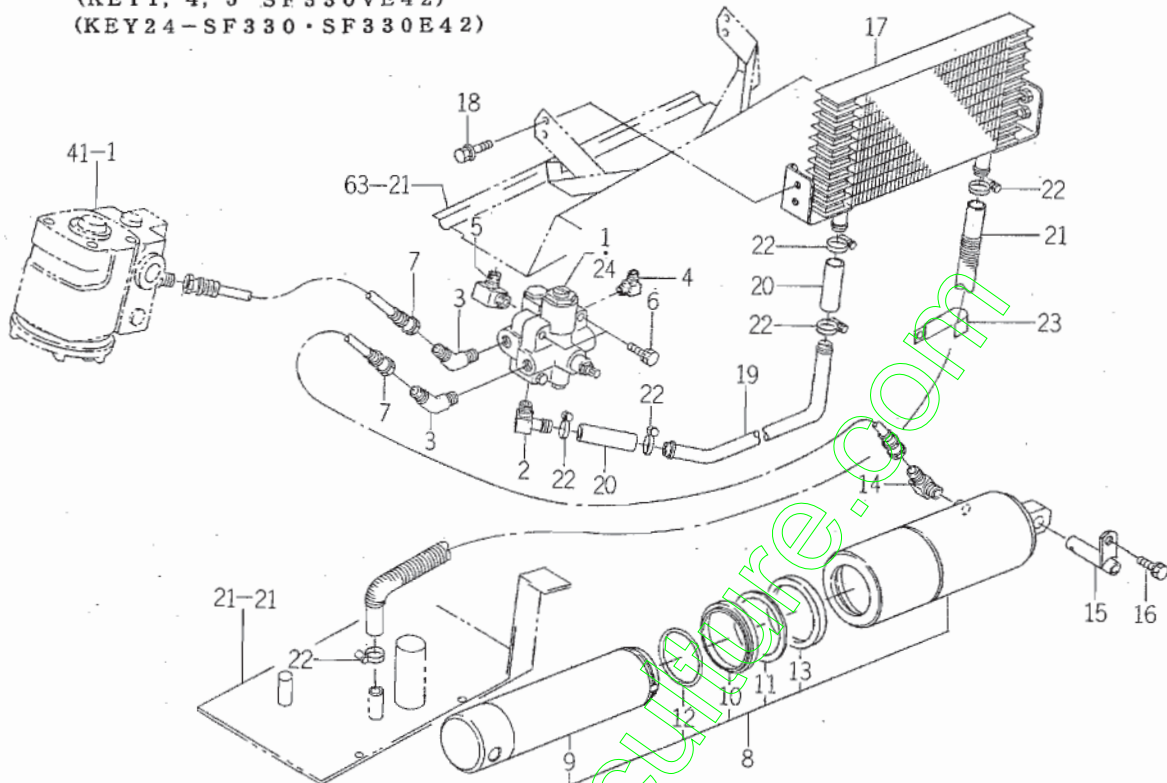


1636-434

KEY	PART CODE	DESCRIPTION	S D C	TYPE OF MODEL		I T C	C O L	G R P	REMARKS
				SF300	SF330				
1	1636-434-004-20	CASE/FINAL	*	2	2	3			
2	V721-103-110-00	O-RING/G100	*	2	2				
3	V251-441-202-80	STUD/M12X28	*	8	8				
4	V523-101-002-40	PIN	*	4	4				
5	V401-160-012-00	WASHER, SP/M12	*	8	8				
6	V304-460-012-00	NUT/M12	*	8	8				
7	1636-434-002-00	GEAR/BEVEL/15	*	2	2				
8	V600-110-630-60	BEARING, RB/6306	*	2	2				
9	V707-140-072-00	RING/SNAP	*	2	2				
10	1636-434-003-00	GEAR/BEVEL/14	*	2	2				
11	1594-221-001-00	BEARING/BALL 6205SH2	*	2	2				
12	1614-434-004-00	SEAL/OIL ASSY	*	2	2				
13	V600-110-690-90	BEARING	*	2	2				
14	V600-110-691-10	BEARING	*	2	2				
15	V706-140-045-00	RING/SNAP	*	2	2				
16	V707-140-068-00	RING/SNAP	*	2	2				
17	1620-434-001-00	CARTER GAUCHE	*	1	1				
18	1620-434-002-00	CARTER DROIT	*	1	1				
19	1421-201-003-00	SEAL/52	*	2	2				
20	V705-140-052-00	RING, SNAP/52 C	*	2	2				
21	V781-160-000-48	PLUG/SCREW/SEAL	*	4	4				
22	1427-120-002-00	CAP, BLANK/M10	*	4	4				
23	1614-434-007-00	SHAFT	*	2	2				
24	1614-434-008-10	GEAR/BEVEL/10	*	2	2	1			
25	1594-221-001-00	BEARING/BALL 6205SH2	*	2	2				
26	1614-434-009-00	SHAFT/WHEEL	*	2	2				
27	1614-434-011-10	GEAR/BEVEL/48	*	2	2	1			
28	1480-434-011-10	SEAL, OIL	*	2	2				
29	V600-110-620-60	BEARING, RB/6206	*	2	2				
30	V600-110-620-70	BEARING, RB/6207	*	2	2				

FIG. 50 CONTROL VALVE SYSTEM

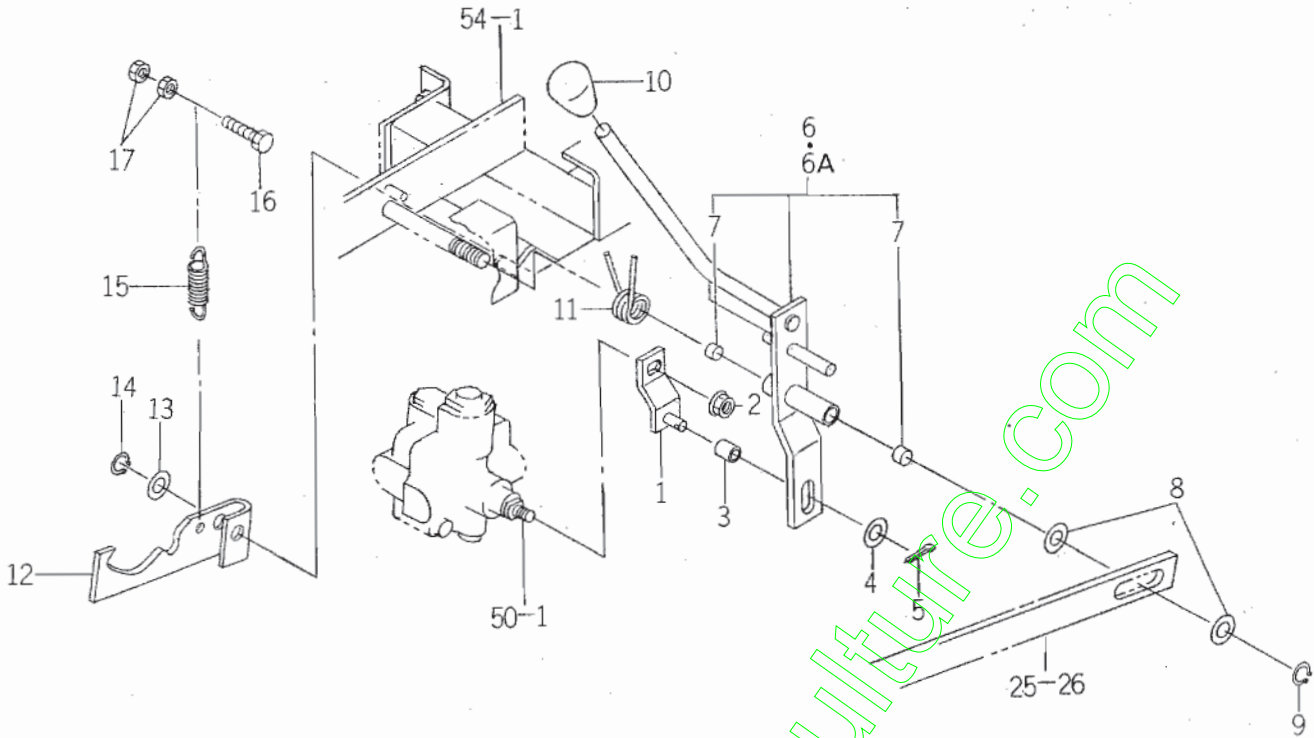
(KEY 1, 4, 5-SF330VE42)
 (KEY 24-SF330-SF330E42)



1636-503A

KEY	PART CODE	DESCRIPTION	S P C	TYPE OF MODEL		I T C	C O L	G R P	REMARKS
				SF300	SF330				
1	K216-013-000-00	VALVE/ROTARY ASSY	*		1				FIG 072
2	3626-370-005-00	ADAPTER 90°/3/8	*	1	1				
3	3631-350-201-10	ADAPTER/45	*	2	2				
4	2142-420-007-00	ADAPTER/90	*		1				
5	3768-185-015-20	ADAPTER/90	*		1				
6	V211-260-804-00	BOLT SEMS	*	2	2				
7	3650-837-240-00	HOSE HYDRAULIC/1100	*	2	2				
8	K182-044-000-00	CYLINDER ASSY	*	1	1				
9	K182-044-001-00	PISTON	*	1	1				
10	K182-029-002-00	PISTON STOPPER	*	1	1				
11	V793-155-650-90	SEAL/DUST	*	1	1				
12	V724-126-905-50	PACKING/ROD	*	1	1				
13	V730-106-505-50	RING/BACKUP	*	1	1				
14	3768-185-022-10	ADAPTER (90°/PUMP)	*	1	1				
15	1636-503-270-00	PIN/16X60 COMP	*	1	1				
16	V211-260-802-00	BOLT, SEMS (S)	*	1	1				
17	1636-503-210-00	COOLER/OIL COMP	*	1	1				
18	V211-360-802-00	BOLT (SP) M8X20	*	4	4				
19	1636-503-002-20	PIPE/COOLER	*	1	1	3			
20	1435-201-012-10	HOSE/70	*	2	2	1			
21	3650-354-001-10	HOSE, LOW PRESS	*	1	1	1			
22	J061-114-024-00	CLAMP/WORM/14-24	*	6	6				
23	3640-108-002-10	CLAMPER	*	1	1	1			
24	K216-012-000-00	ROTARY VALVE	*	1	1				FIG 071

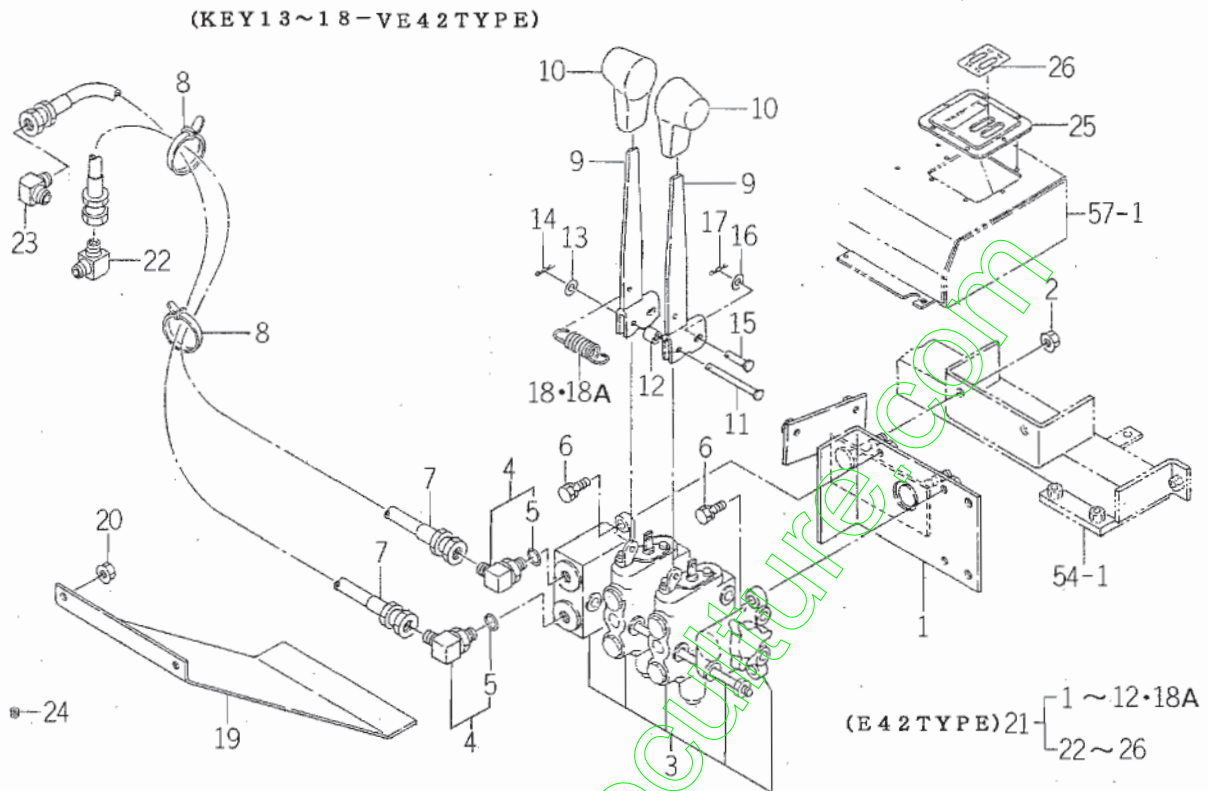
FIG. 51 CONTROL LEVER (MOWER LIFT) SYSTEM



1636-504

KEY	PART CODE	DESCRIPTION	S P C	TYPE OF MODEL		I T C	C O L	G R P	REMARKS
				SF300	SF330				
1	1636-504-210-10	PLATE/Z/25X62 COMP	*	1	1	3			
2	V363-260-008-00	NUT, LOCK/M8	*	1	1				
3	1608-207-224-00	HUB/8X12X15	*	1	1				
4	V411-260-008-00	WASHER, PL/M 8	*	1	1				
5	V500-163-002-00	PIN, SPLIT/3 X20	*	1	1				
6	1636-504-200-10	PLATE/LIFT/MOWE ASSY	*	1-434	1-92	3			
6A	1636-504-200-20	PLATE/LIFT/MOWE ASSY	*	435-2	93-2	1			
7	3656-115-002-00	BUSH/12X14X10	*	2	2				
8	V411-260-012-00	WASHER /M12	*	2	2				
9	V704-140-012-00	RING, SNAP/12 C	*	1	1				
10	1544-219-005-00	KNOB, LEVER/12	*	1	1				
11	1636-504-005-10	SPRING/HT021	*	1	1	3			
12	1636-504-006-10	PLATE/U/11X38	*	1	1	3			
13	V411-260-012-00	WASHER /M12	*	1	1				
14	V704-140-012-00	RING, SNAP/12 C	*	1	1				
15	3600-211-002-00	SPRING, TENSION	*	1	1				
16	V201-260-804-00	BOLT/M 8X40	*	1	1				
17	V304-260-008-00	NUT/M 8	*	2	2				

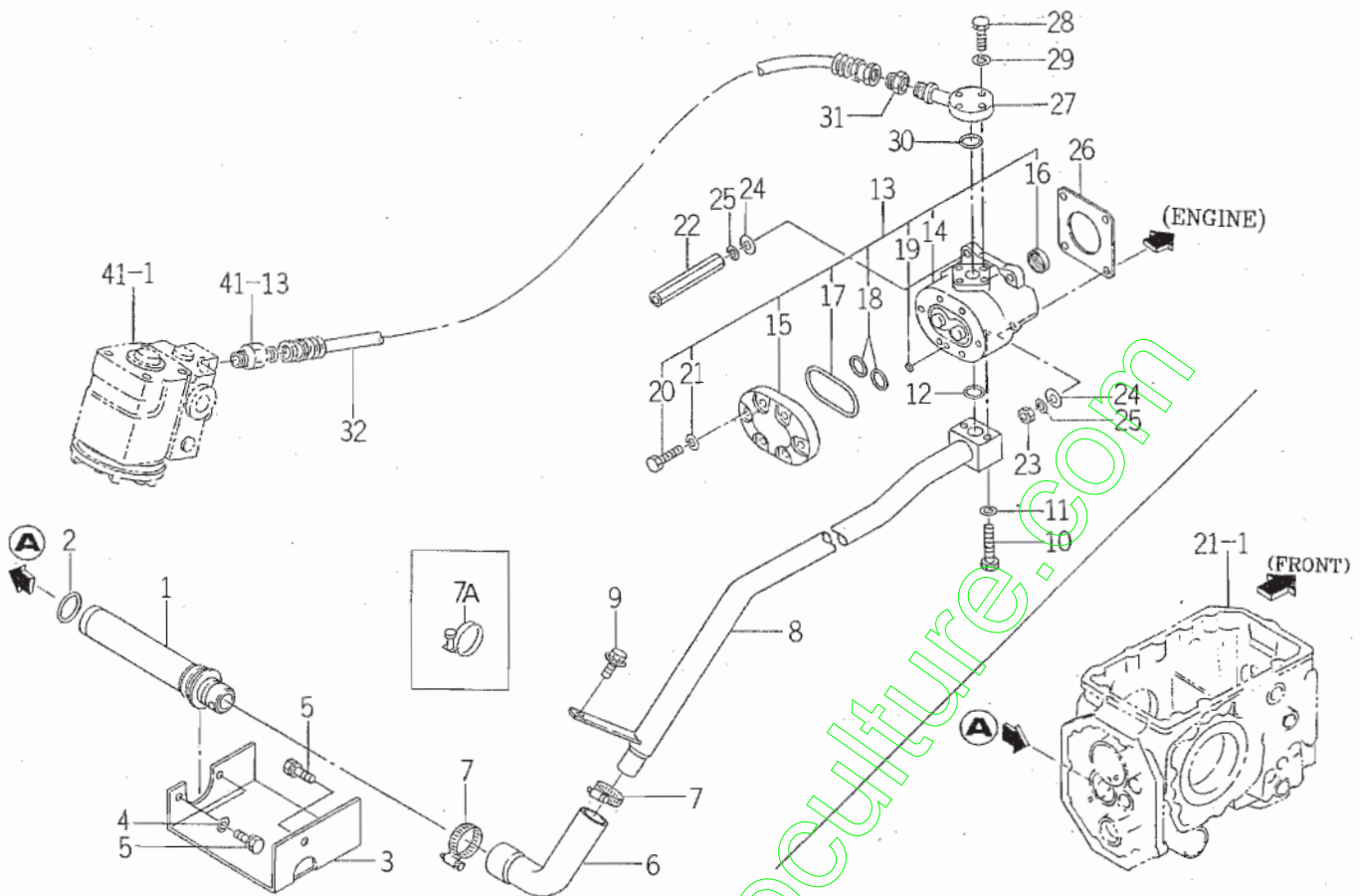
FIG. 52 CONTROL VALVE (SUB),HYDRAULIC UNIT (OUT SIDE) SYSTEM
(SF300VE42 – STANDARD/SF300E42 • SF330E42 – OPTION)



1636-505

KEY	PART CODE	DESCRIPTION	S P C	TYPE OF MODEL		I T C	C O L	G R P	REMARKS
				SF300	SF330				
1	1636-505-210-00	STAY/VALVE COMP	*	1	1				
2	V363-260-008-00	NUT, LOCK/M8	*	2	2				
3	1636-505-200-00	VALVE/SUB SET	*	1	1				FIG 075
4	P117-501-250-00	ELBOW ASSY	*	2	2				
5	V720-112-401-40	O-RING/P14	*	2	2				
6	V211-260-803-00	BOLT, SENS	*	3	3				
7	1636-505-004-00	HOSE/1050	*	2	2				
8	1342-402-006-00	BAND, WIRE/250	*	2	2				
9	1636-505-220-00	LEVER/125 COMP	*	2	2				
10	1444-307-007-00	GRIP	*	2	2				
11	1636-505-005-00	PKN/05X45	*	1	1				
12	1636-505-006-00	COLLAR/06X14X19	*	1	1				
13	1636-505-203-00	WASHER/M5	*		1				
14	1636-505-204-00	PIN/SNAP/05	*		1				
15	1636-505-202-00	PIN/05X14	*		2				
16	1636-505-203-00	WASHER/M5	*		2				
17	1636-505-204-00	PIN/SNAP/05	*		2				
18	1480-504-007-00	SPRING, TENSION 32	*		1				
18A	1636-505-007-00	SPRING/HE032	*	1	1				
19	1636-622-003-00	PLATE/Z/170X220	*	1	1				
20	V363-260-008-00	NUT, LOCK/M8	*	2	2				
21	1636-505-500-10	OIL/EXTRA SET	T	1	1	1			
22	2142-420-007-00	ADAPTER/90	T	1	1				
23	3768-185-015-20	ADAPTER/90	T	1	1				
24	K200-031-005-00	PLUG	T	1	1				
25	1636-611-009-00	COVER/GUIDE/B	T	1	1				
26	1636-902-001-00	LABEL/CONTROL	T	1	1				

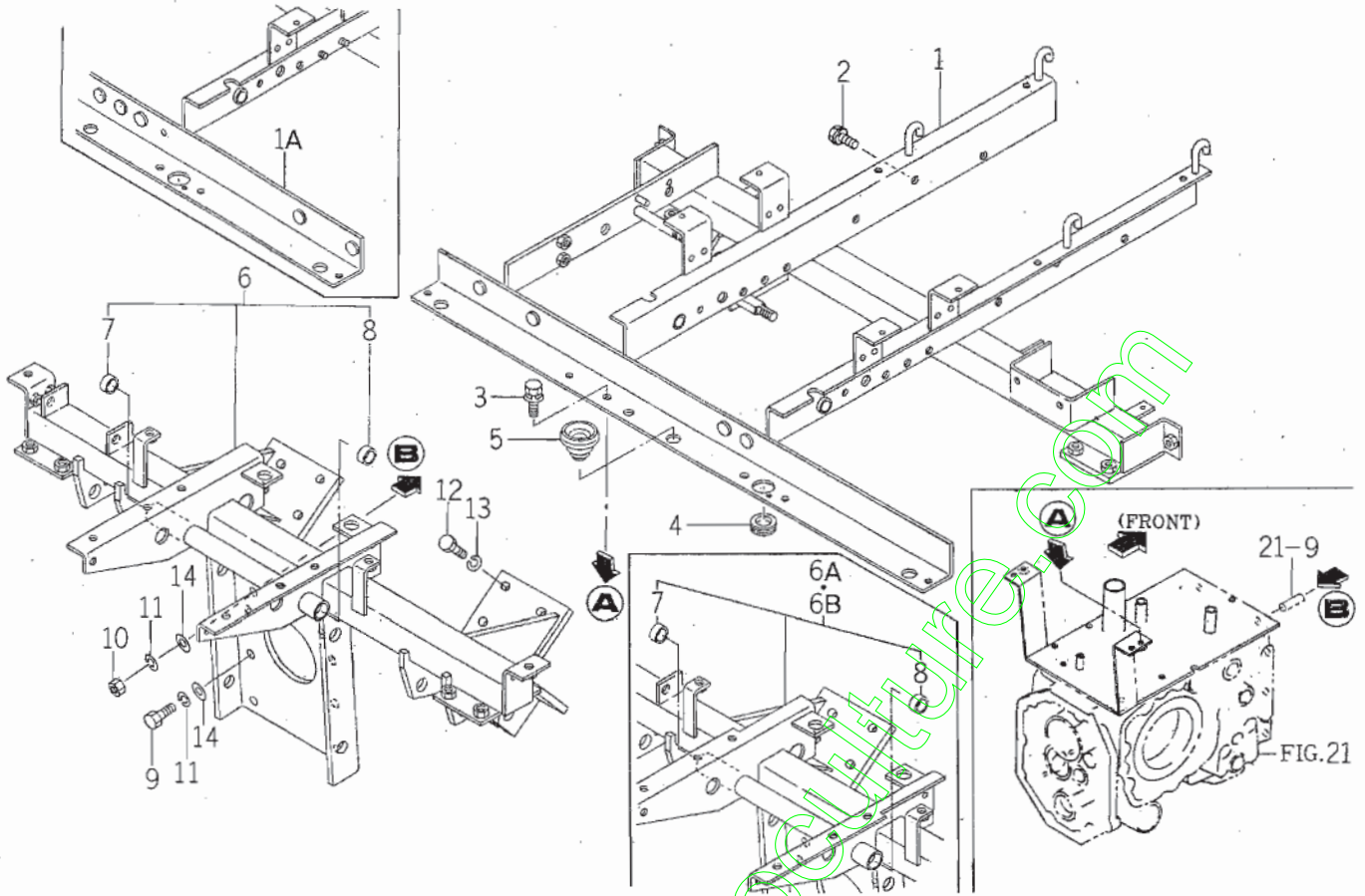
FIG. 53 PIPING (MAIN) SYSTEM



1636-508

KEY	PART CODE	DESCRIPTION	S P C	TYPE OF MODEL		I T C	C O L	G R P	REMARKS
				SF300	SF330				
1	1614-508-200-00	FILTER/SUCTION ASSY	*	1	1				
2	V721-103-103-50	O-RING/G35	*	1	1				
3	1636-508-001-00	COVER/SUCTION	*	1	1				
4	3659-170-003-00	WASHER/11X30X3	*	2	2				
5	V211-261-002-00	BOLT, SEMS	*	3	3				
6	1603-508-001-00	HOSE, SUCTION	*	1	1				
7	J061-125-040-00	CLAMP/WORM/25-40	*	2	2				
7A	J061-232-040-00	CLAMP/WIRE/32-40	*	2	2				
8	1636-508-210-00	PIPE/SUCTION COMP	*	1	1				
9	V211-361-002-00	BOLT, SEMS	*	1	1				
10	V200-260-605-00	BOLT/M 6X50	*	2	2				
11	V401-160-006-00	WASHER, SP/M 6	*	2	2				
12	V720-102-402-00	O-RING/P20	*	1	1				
13	K135-012-000-00	PUMP, GEAR ASSY	*	1	1				
14	K135-012-100-00	PUMP, GEAR ASSY	*	1	1				
15	K135-017-006-00	COVER, PUMP	*	1	1				
16	V744-114-280-70	SEAL, OIL	*	1	1				
17	V721-113-105-00	O-RING HS90 G50	*	1	1				
18	V720-112-402-20	O-RING/P22	*	4	4				
19	V720-111-900-60	O-RING P6 HS90	*	1	1				
20	K135-002-009-00	BOLT/M8X28 IIT	*	6	6				
21	V401-160-008-00	WASHER, SPRING/M8	*	6	6				
22	1560-515-004-40	NUT/M8	*	2	2				
23	V304-260-008-00	NUT/M 8	*	2	2				
24	V411-260-008-00	WASHER, PL/M 8	*	4	4				
25	V401-160-008-00	WASHER, SP/M 8	*	4	4				
26	1404-503-006-00	PACKING, OIL PUMP	*	1	1				
27	3670-113-230-00	PIPE/SUCTION/SP	*	1	1				
28	V200-260-604-00	BOLT/M 6X40	*	4	4				
29	V401-160-006-00	WASHER, SP/M 6	*	4	4				

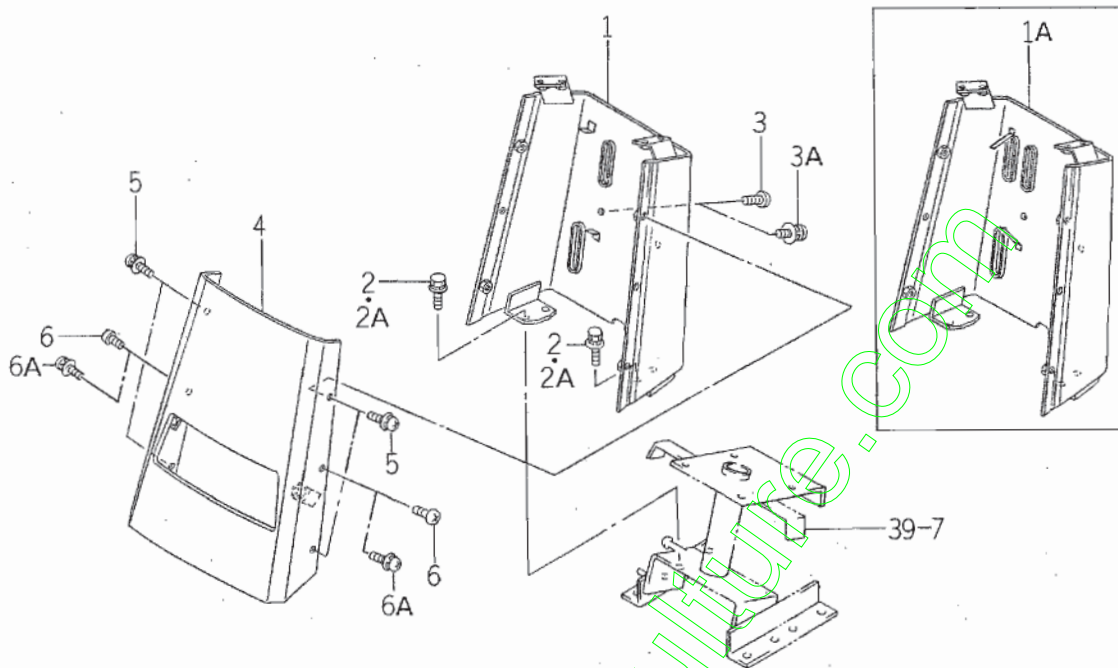
FIG. 54 SEAT FRAME,STEP FRAME SYSTEM



1636-601

KEY	PART CODE	DESCRIPTION	S C	TYPE OF MODEL		I T C	C O L	G R P	REMARKS
				SF300	SF330				
1	1636-601-310-20	FRAME/SEAT COMP	*	1 -300		3			
1A	1636-601-310-30	FRAME/SEAT COMP	*	1 301-	1	1			
2	V211-561-002-00	BOLT/M10X20	*	4	4				
3	V211-360-802-50	BOLT, SEMS	*	2	2				
4	1440-602-003-00	GROMMET/25X31X2	*	1	1				
5	1432-616-003-10	RUBBER, BUFFER	*	1	1				
6	1636-602-200-10	FRAME/STEP ASSY	*	1 -300		3			
6A	1636-602-200-20	FRAME/STEP ASSY	*	1 -310	1 -19	3			
6B	1636-602-200-30	FRAME/STEP ASSY	*	1 311-	1 20-	1			
7	1636-602-201-00	BUSH/20X23X10	*	2	2				
8	1636-272-271-00	BUSH/20X23X10	*	3	3				
9	V201-361-203-00	BOLT/M12X30	*	6	6				
10	V304-460-012-00	NUT/M12	*	2	2				
11	V401-160-012-00	WASHER, SP/M12	*	8	8				
12	V201-361-002-50	BOLT/M10X25	*	12	12				
13	V401-160-010-00	WASHER, SP/M10	*	12	12				
14	V411-260-010-00	WASHER/M10	*	4	4				

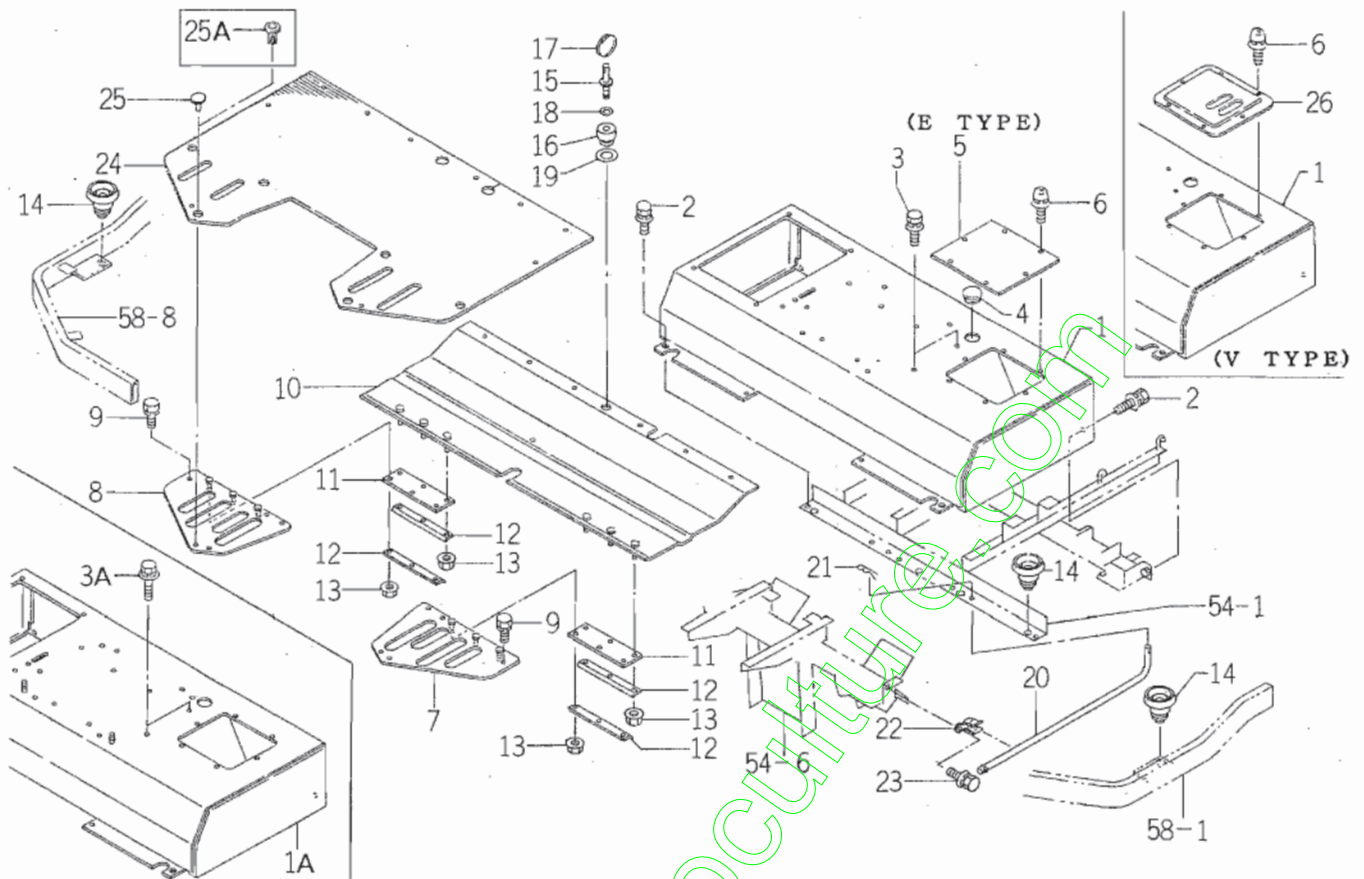
FIG. 55 STEERING COVER SYSTEM



1636-603

KEY	PART CODE	DESCRIPTION	S P C	TYPE OF MODEL		I T C	C O L	G R P	REMARKS
				SF300	SF330				
1	1636-603-210-40	COVER/STEERING/REAR	*	1 -200026	1 -200005	3	51		
1A	1636-603-210-50	COVER/STEERING/REAR	*	1 200027-	1 200006-	1	51		
2	V211-360-801-60	BOLT, SEMS (SP)	*	2 -300					
2A	V211-360-802-00	BOLT (SP) M8X20	*	2 301-	2				
3	1581-740-116-00	SCREW/M6X20	*	2 -200274	2 -200154				
3A	V120-376-002-00	SCREW/SP	*	2 200275-	2 200155-				
4	1636-603-220-30	COVER/STEERING/ COMP	*	1	1	3	6G		
5	V120-376-001-60	SCREW/SP	*	4	4				
6	1581-740-116-00	SCREW/M6X20	*	2 -200274	2 -200153				
6A	V120-376-002-00	SCREW/SP	*	2 200275-	2 200154-				

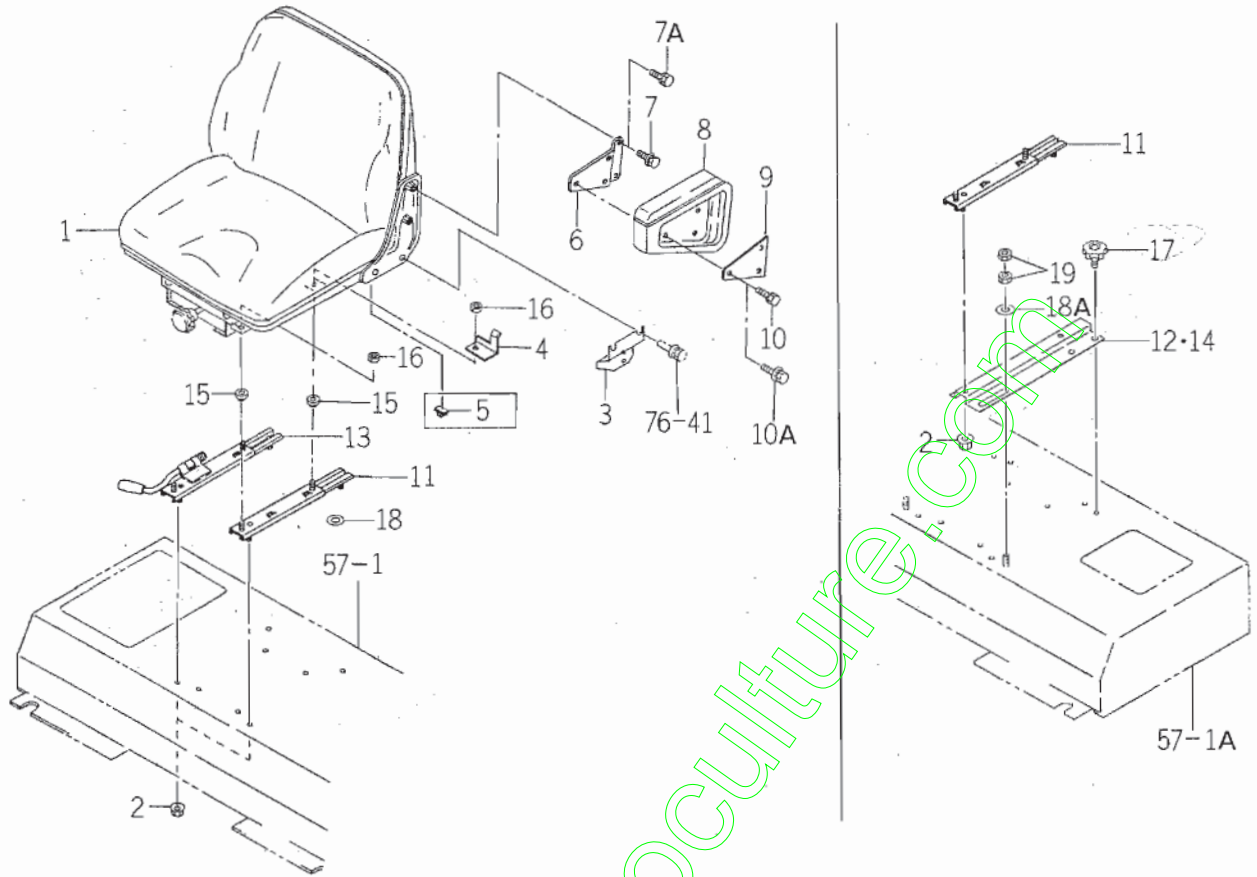
FIG. 57 STEP, FENDER SYSTEM



1636-611

KEY	PART CODE	DESCRIPTION	S P C	TYPE OF MODEL		I T C	C O L	G R P	REMARKS
				SF300	SF330				
1	1636-611-230-10	PLATE/SEAT COMP	*	1 -200026	1 -200005	3	4G		
1A	1636-611-230-20	PLATE/SEAT COMP	*	1 200027-	1 200006-	1	4G		
2	V211-360-801-60	BOLT, SEMS (SP)	*	6	6				
3	V211-360-802-00	BOLT (SP) M8X20	*	4 -300	4				
3A	V211-360-802-50	BOLT, SEMS	*	4 301-	4				
4	1560-630-021-50	INSULATOR	*	1	1				
5	1636-611-003-00	PLATE/I/180X220	*	1	1				
6	V120-376-001-60	SCREW/SP	*	6	6				
7	1636-611-250-00	STEP/FRONT/LH COMP	*	1	1		7F		
8	1636-611-260-00	STEP/FRONT/RH COMP	*	1	1		7F		
9	V211-260-801-60	BOLT, SEMS (S) M8X16	*	6	6				
10	1636-611-270-10	STEP/REAR COMP	*	1	1	3	7F		
11	1636-611-005-10	PLATE/I/60X180	*	2	2	3			
12	1636-611-004-10	PLATE/L/180X19	*	4	4	3			
13	V360-260-006-00	NUT/M6	*	12	12				
14	1432-616-003-10	RUBBER, BUFFER	*	6	6				
15	1636-611-280-00	LOCK/STEP COMP	*	1	1				
16	1593-616-004-20	GROMMET/10X30X5	*	1	1	1			
17	8654-501-006-10	SPRING/CLIP	*	1	1	3			
18	V411-260-010-00	WASHER/M10	*	1	1				
19	V411-260-018-00	WASHER, PL/M18	*	1	1				
20	1636-611-001-00	HOOK/STEP	*	1	1				
21	1305-241-001-00	PIN, HAIR	*	1	1				
22	3610-631-002-00	HANGER, SUPPORT	*	1	1				
23	V211-360-801-60	BOLT, SEMS (SP)	*	1	1				
24	1636-611-002-20	MAT	*	1	1	3			
25	1527-604-002-00	CLIP (B)	*	10 -427	10 -90				
25A	1636-611-011-00	RIVET/SCREW ASSY	*	10 428-	10 91-				
26	1636-611-008-00	COVER/GUIDE/A	*		1				

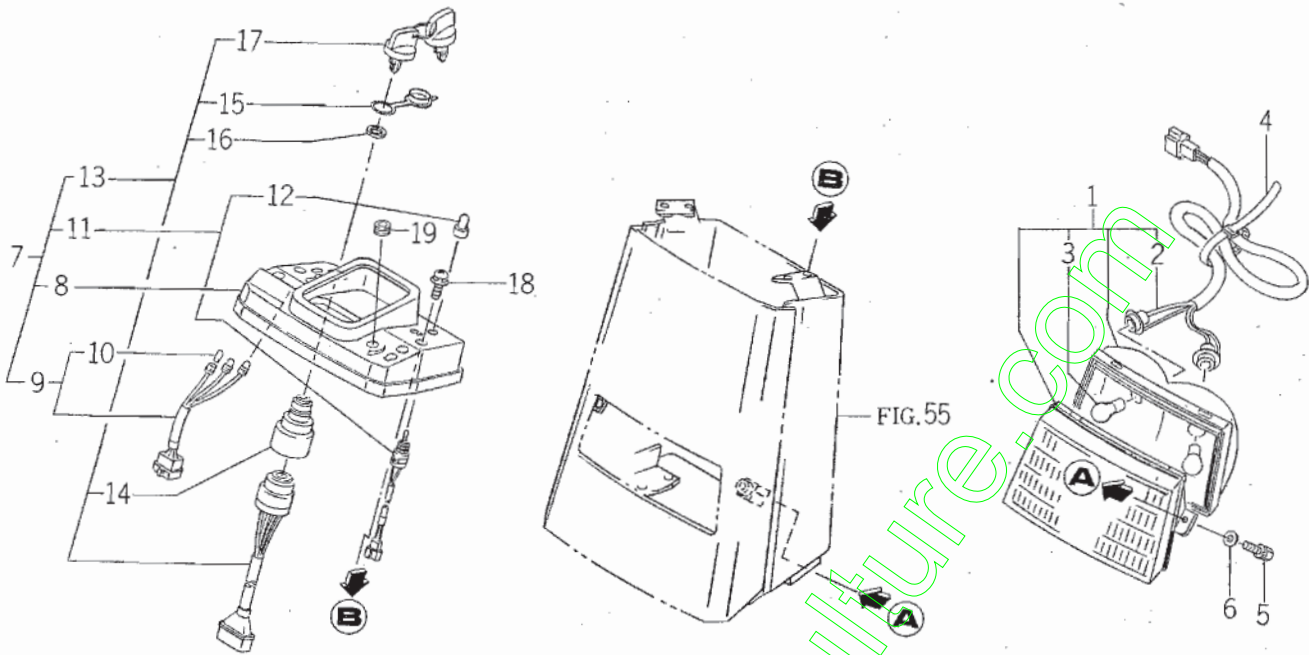
FIG. 59 SEAT SYSTEM



1638-613

KEY	PART CODE	DESCRIPTION	S P C	TYPE OF MODEL		I T C	C O L	G R P	REMARKS
				SF300	SF330				
1	1636-613-200-00	SEAT ASSY	*	1	1				FIG 076
2	V363-260-008-00	NUT, LOCK/M8	*	4	4				
3	1636-613-003-00	PLATE/SEATSWITCH	*	1	1				
4	1636-613-004-00	PLATE/27.5X52	*	1	1				
5	1426-621-038-00	CLAMP, HARNESS	*	1 301-	1				
6	1636-613-210-10	BASE/ARMLEST COMP	*	2	2	3			
7	V211-360-801-60	BOLT, SEMS (SP)	*	4 -300					
7A	V211-260-801-60	BOLT, SEMS (S) M8X16	*	4 301-	4				
8	1636-613-001-00	ARMLEST	*	2	2				
9	1636-613-002-00	PLATE/ARMLEST	*	2	2				
10	V211-270-802-00	BOLT/S	*	6 -300					
10A	V211-370-802-00	BOLT/SP	*	6 301-	6				
11	1524-611-210-00	ADJUSTER, SEAT LH ASS	*	1	1				
12	1636-613-006-00	GUIDE/SEAT/LH	*	1 100102-	1 100021-				
13	1524-611-220-00	ADJUSTER, SEAT RH ASS	*	1	1				
14	1636-613-007-00	GUIDE/SEAT/RH	*	1 200027-	1 200006-				
15	1444-601-009-00	RUBBER, CUSHION	*	4	4				
16	V305-260-008-00	NUT/M 8	*	8	8				
17	1593-611-058-00	BOLT, KMOB	*	2 200027-	2 200006-				
18	3640-711-001-00	WASHER	*	2 -200026	2 200005				
18A	1593-611-001-00	WASHER/11X35X02	*	2 200027-	2 200006-				
19	V305-260-010-00	NUT/M10	*	4 200027-	4 200006-				

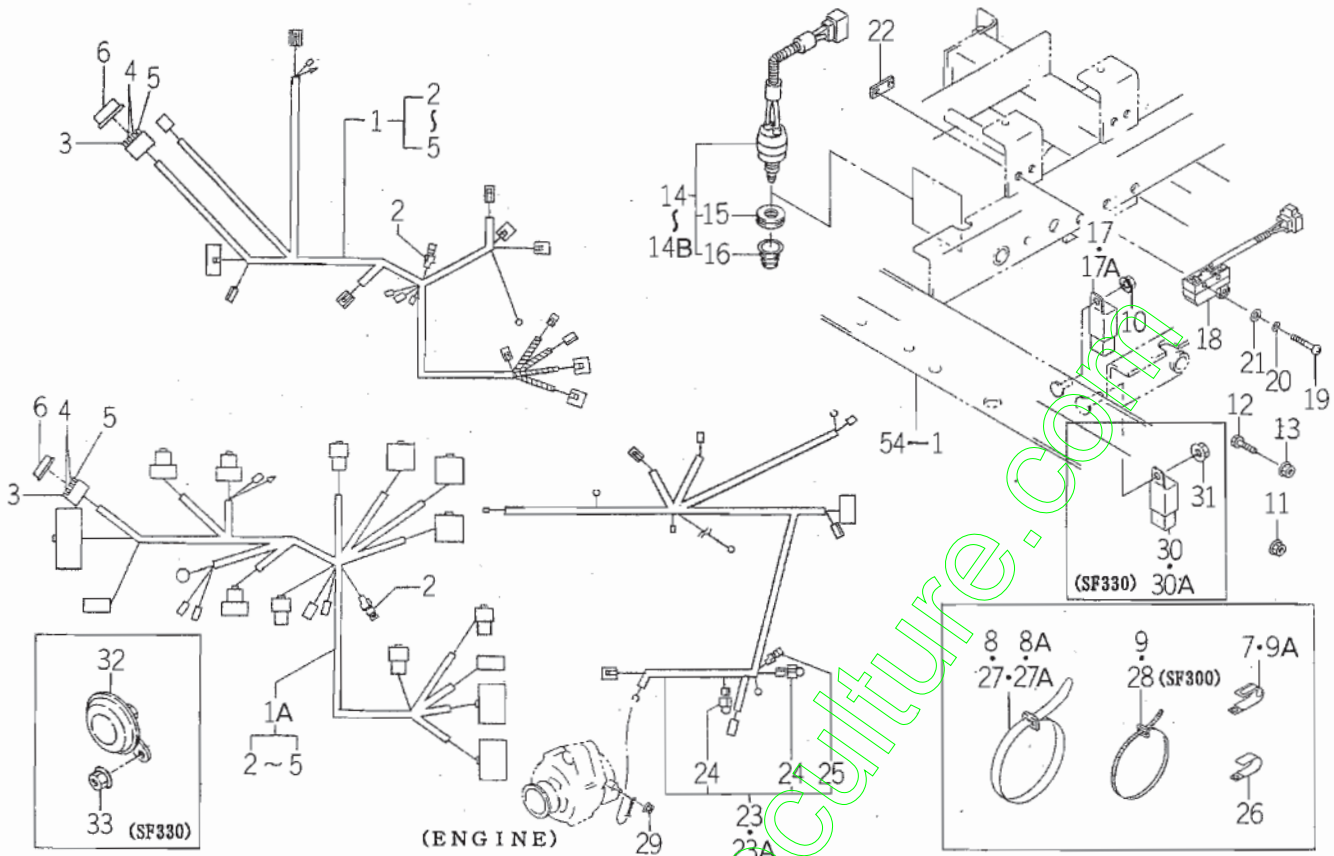
FIG. 60 LAMP,CONTROL PANEL SYSTEM



1636-620

KEY	PART CODE	DESCRIPTION	S P C	TYPE OF MODEL		I T C	C O L	G R P	REMARKS
				SF300	SF330				
1	1593-622-250-00	LAMP, HEAD ASSY	*	1	1				
2	1593-622-240-00	LEAD	*	1	1				
3	1564-654-213-00	BULB, LAMP/12V21W	*	2	2				
4	3746-172-013-00	BAND, HARNESS	*	1	1				
5	4301-210-002-00	BOLT (S/N6X16)	*	2	2				
6	1444-601-015-00	WASHER/6X14X3	*	2	2				
7	1636-621-200-00	PANEL/CONTROL SET	*	1	1				
8	1636-621-001-00	PANEL/CONTROL	*	1	1				
9	1593-621-510-30	LAMP, MONITOR	*	1	1	3			
10	3650-270-214-00	BULB	*	3	3				
11	1593-622-270-00	SWITCH, HEAD LAMP	*	1	1				
12	3631-270-003-00	COVER, SWITCH	*	1	1				
13	1593-621-250-10	SWITCH (STARTER) ASSY	*	1	1	1			
14	1593-621-252-00	COVER	*	1	1				
15	1444-621-311-00	CAP	*	1	1				
16	1444-621-312-00	NUT, RING/M28X1.0	*	1	1				
17	3614-261-002-00	KEY ASSY	*	1	1				
18	V120-376-001-60	SCREW/SP	*	4	4				
19	1427-621-012-00	GROMMET	*	1	1				

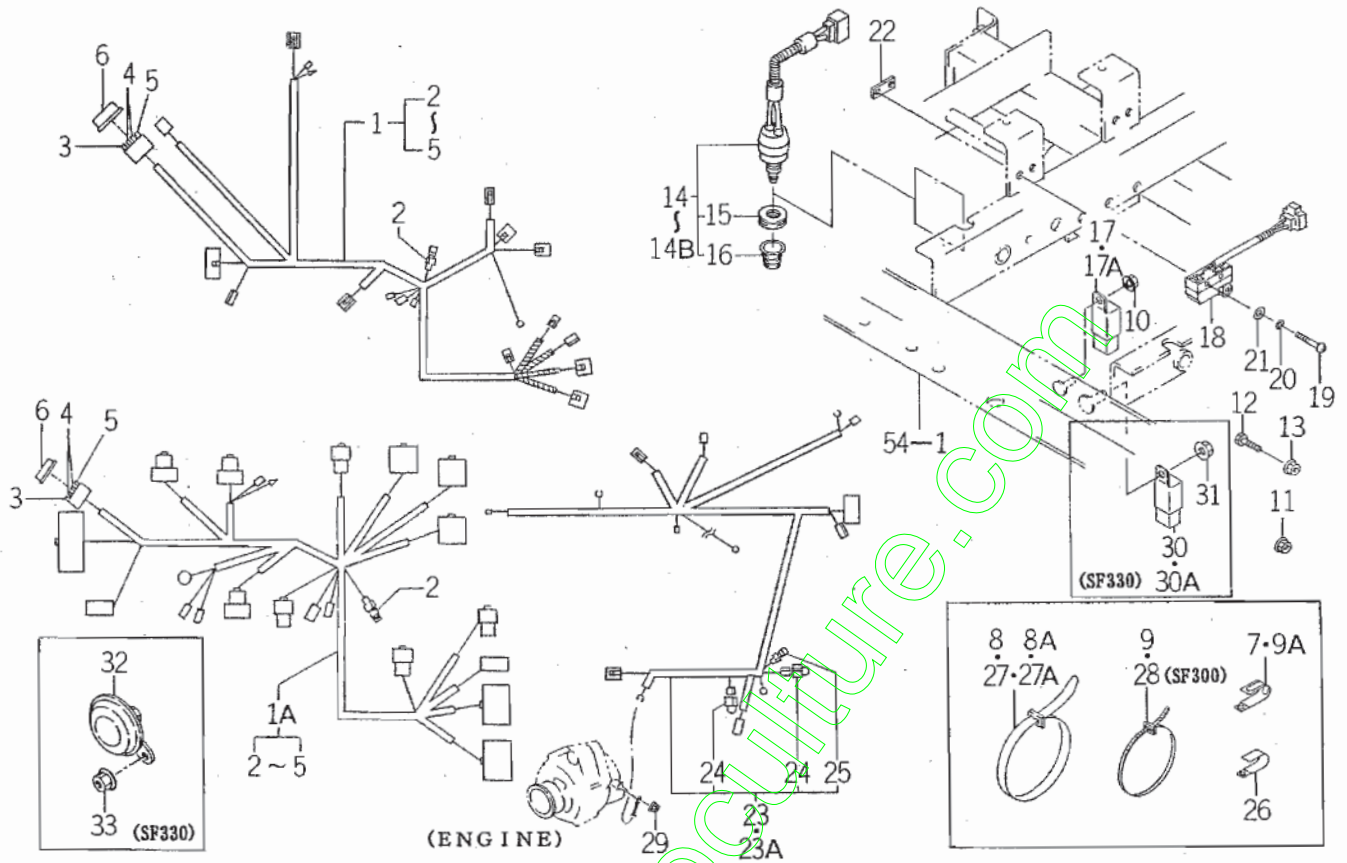
FIG. 62 HARNESS SYSTEM



1636-623

KEY	PART CODE	DESCRIPTION	S P C	TYPE OF MODEL		I T C	C O L	G R P	REMARKS
				SF300	SF330				
1	1636-623-200-10	HARNESS/MAIN ASSY	*	1 -300		3			
1A	1636-623-200-20	HARNESS/MAIN ASSY	*	1 301-	1	1			
2	1560-666-212-00	DIODE	*	1	1				
3	1575-623-009-00	FUSE/32V03A	*	1	1				
4	1575-623-010-00	FUSE/32V10A	*	2	2				
5	1593-623-203-00	FUSE/32V20A	*	1	1				
6	1593-623-503-00	CAP, FUSE BOX	*	1	1				
7	3737-172-011-00	CLAMP, HARNESS	*	1	1				
8	3737-172-010-00	BAND, HARNESS	*	9 -130					
8A	1342-402-006-00	BAND, WIRE/250	*	3 131-	3				
9	3746-172-013-00	BAND, HARNESS	*		1				
9	3746-172-013-00	BAND, HARNESS	*	2 -130					
9A	1560-695-015-00	CLAMP	*	2 131-	2				
10	V360-260-006-00	NUT/M6	*	1	1				
11	V363-260-008-00	NUT, LOCK/M8	*	1	1				
12	V201-260-801-60	BOLT/M 8X16	*	1	1				
13	V363-260-008-00	NUT, LOCK/M8	*	1 -300	1				
14	1560-664-250-00	SWITCH/PUSH SET	*	1 -310	1 -50				
14A	1614-680-250-00	SWITCH/PUSH SET	*	1 -200045	1 -200029				
14B	1560-664-250-00	SWITCH/PUSH SET	*	1 200046-	1 200030-				
15	1560-664-252-00	NUT	*	1	1				
16	1560-664-253-00	BOOT	*	1	1				
17	2500-623-220-00	RELAY/4P ASSY	*	1 -200552	1 -200314				
17A	1650-658-270-00	RELAY/4P ASSY	*	1 200553-	1 200315-				
18	1518-621-470-00	SWITCH, SAFETY ASSY	*	2	2				
19	V111-164-003-00	SCREW/M4X30	*	4	4				
20	V401-160-004-00	WASHER, SP/M 4	*	4	4				
21	V411-260-004-00	WASHER, PL/M 4	*	4	4				
22	3656-271-001-00	PLATE/I, 13X40	*	2	2				
23	1636-623-300-10	HARNESS/ENGINE ASSY	*	1 -300		3			

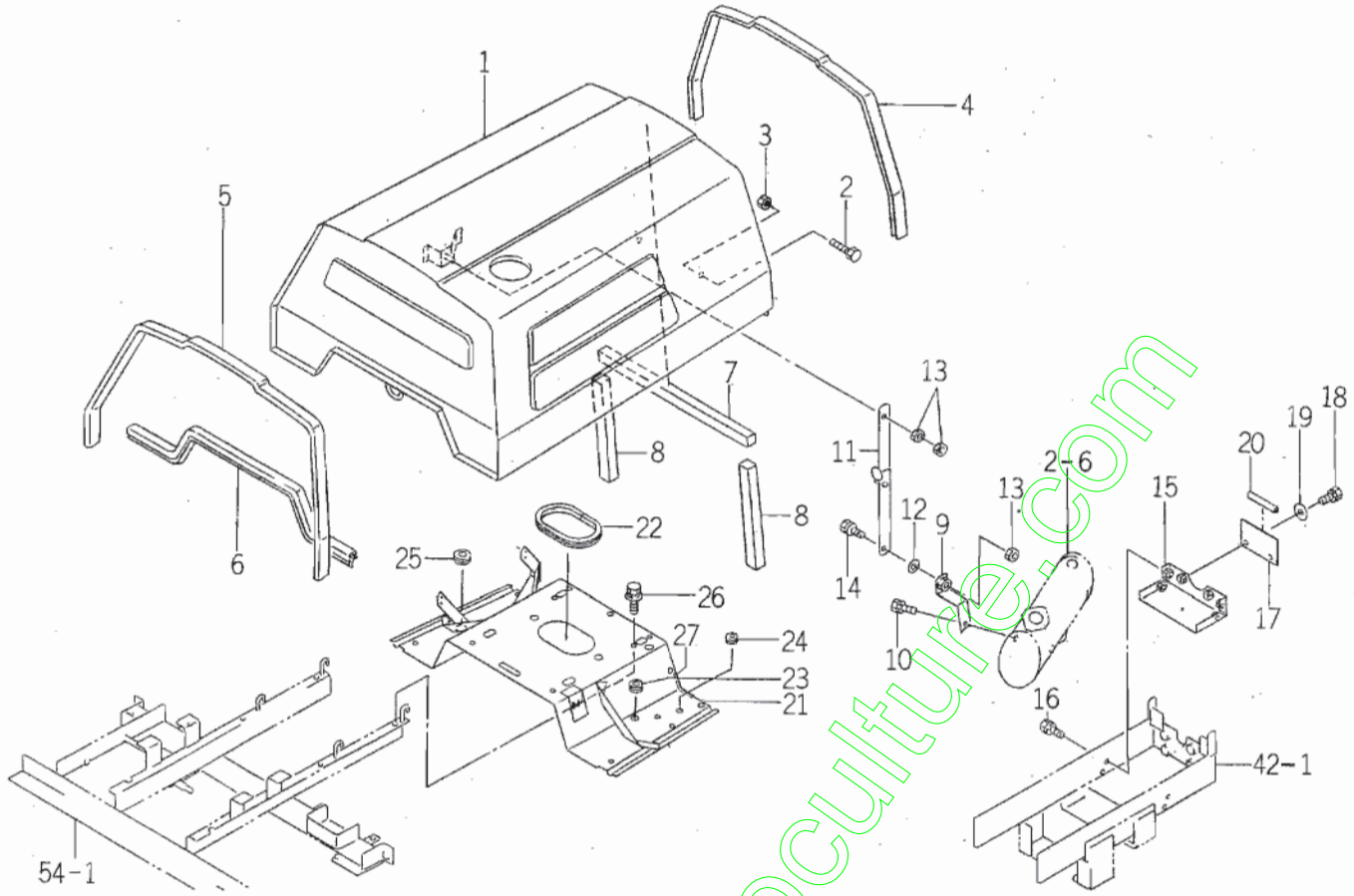
FIG. 62 HARNESS SYSTEM



1636-623

KEY	PART CODE	DESCRIPTION	S P C	TYPE OF MODEL		I T C	C O L	G R P	REMARKS
				SF300	SF330				
23A	1636-623-300-20	HARNESS/ENGINE ASSY	*	1 301-	1	1			
24	3652-261-202-00	LINK, FUSIBLE	*	2	2				
25	1560-666-212-00	DIODE	*	1	1				
26	1425-621-004-00	CLAMP, HARNESS	*	1	1				
27	3737-172-010-00	BAND, HARNESS	*	2 -130					
27A	1342-402-006-00	BAND, WIRE/250	*	8 131-	8				
28	3746-172-013-00	BAND, HARNESS	*	1					
29	V361-260-006-00	NUT	*	1 301-					
30	2500-623-220-00	RELAY/4P ASSY	*		1 -200336				
30A	1650-658-270-00	RELAY/4P ASSY	*		1 200337-				
31	V360-260-006-00	NUT/M6	*		1				
32	3656-271-290-10	HORN ASSY	*		1	1			
33	V360-260-006-00	NUT/M6	*		2				

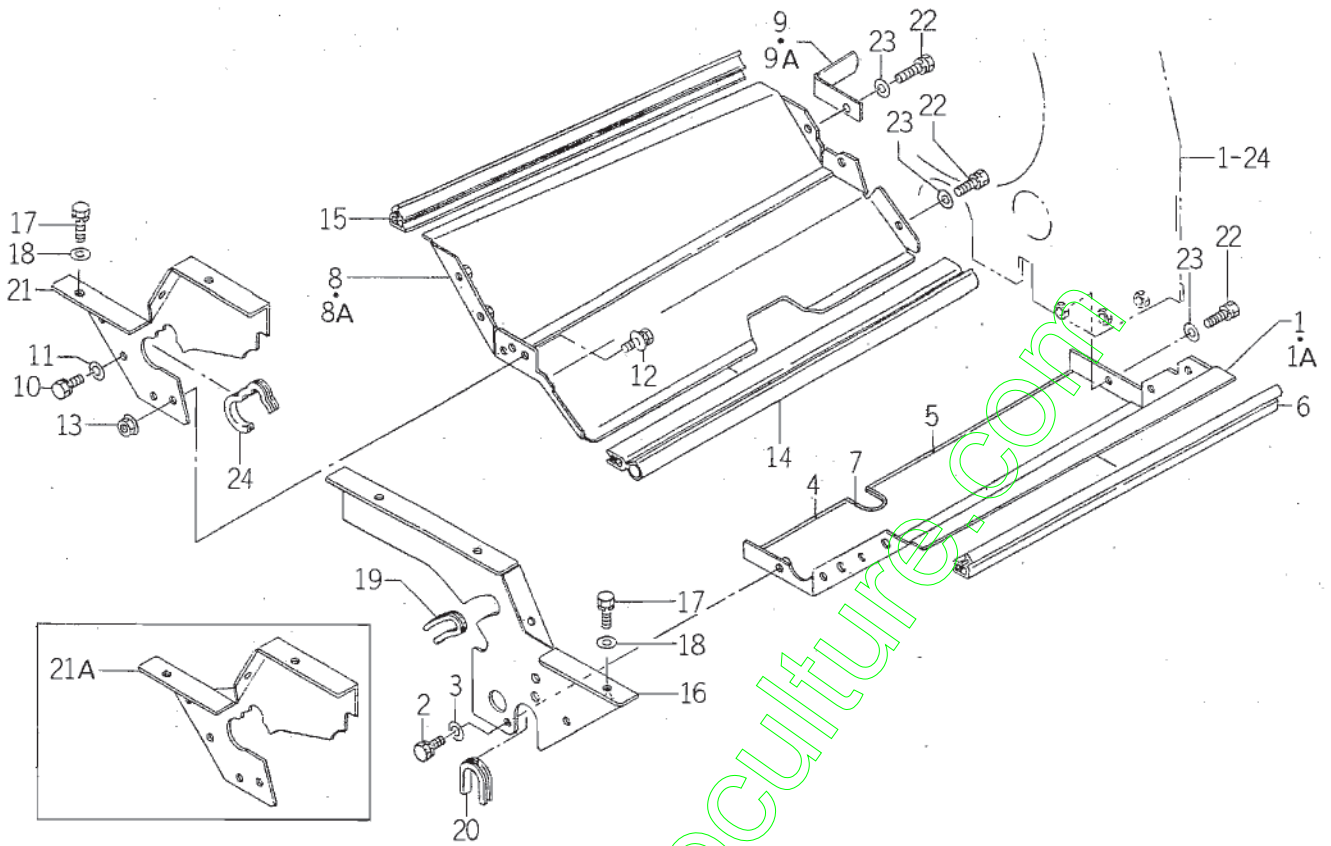
FIG. 63 HOOD SYSTEM



1636-630

KEY	PART CODE	DESCRIPTION	S P C	TYPE OF MODEL		I T C	C O L	G R P	REMARKS
				SF300	SF330				
1	1636-630-230-10	HOOD COMP	*	1	1	3	4G		
2	2502-601-003-00	BOLT/M08X20	*	2	2				
3	2502-601-005-00	NUT/CONICALWASHER	*	2	2				
4	1636-630-001-00	TRIM/1420	*	1	1				
5	1636-630-003-00	TRIM/1550	*	1	1				
6	1636-630-009-00	TRIM/970	*	1	1				
7	1636-630-006-00	INSULATOR/UPPER	*	1	1				
8	1636-630-007-00	INSULATOR/SIDE	*	2	2				
9	1636-630-330-10	PLATE/HOOK COMP	*	1	1	3			
10	V211-560-802-50	BOLT, SEMS/M8X25 7T	*	1	1				
11	1636-630-320-00	HOOK/HOOD COMP	*	1	1				
12	1636-630-015-00	SPRING/DISK/8	*	4	4				
13	V304-260-008-00	NUT/M 8	*	3	3				
14	1636-630-016-00	BOLT/M08X25	*	1	1				
15	1636-630-310-00	PLATE/CENTER COMP	*	1	1				
16	V211-260-802-00	BOLT, SEMS (S)	*	4	4				
17	1636-630-014-00	PLATE/I/95X120	*	1	1				
18	V211-260-801-60	BOLT, SEMS (S) M8X16	*	2	2				
19	V411-260-008-00	WASHER, PL/M 8	*	2	2				
20	1636-631-007-00	TRIM/85	*	1	1				
21	1636-630-450-10	PLATE/BASE COMP	*	1	1	3			
22	1636-630-005-00	TRIM/455	*	1	1				
23	2139-505-002-00	GROMMET	*	1	1				
24	4335-512-004-00	GROMMET/9	*	3	3				
25	4130-705-002-00	GROMMET/20	*	1	1				
26	V211-360-802-00	BOLT (SP) M8X20	*	6	6				
27	1636-631-009-00	TRIM/70	*	2 801-	2				

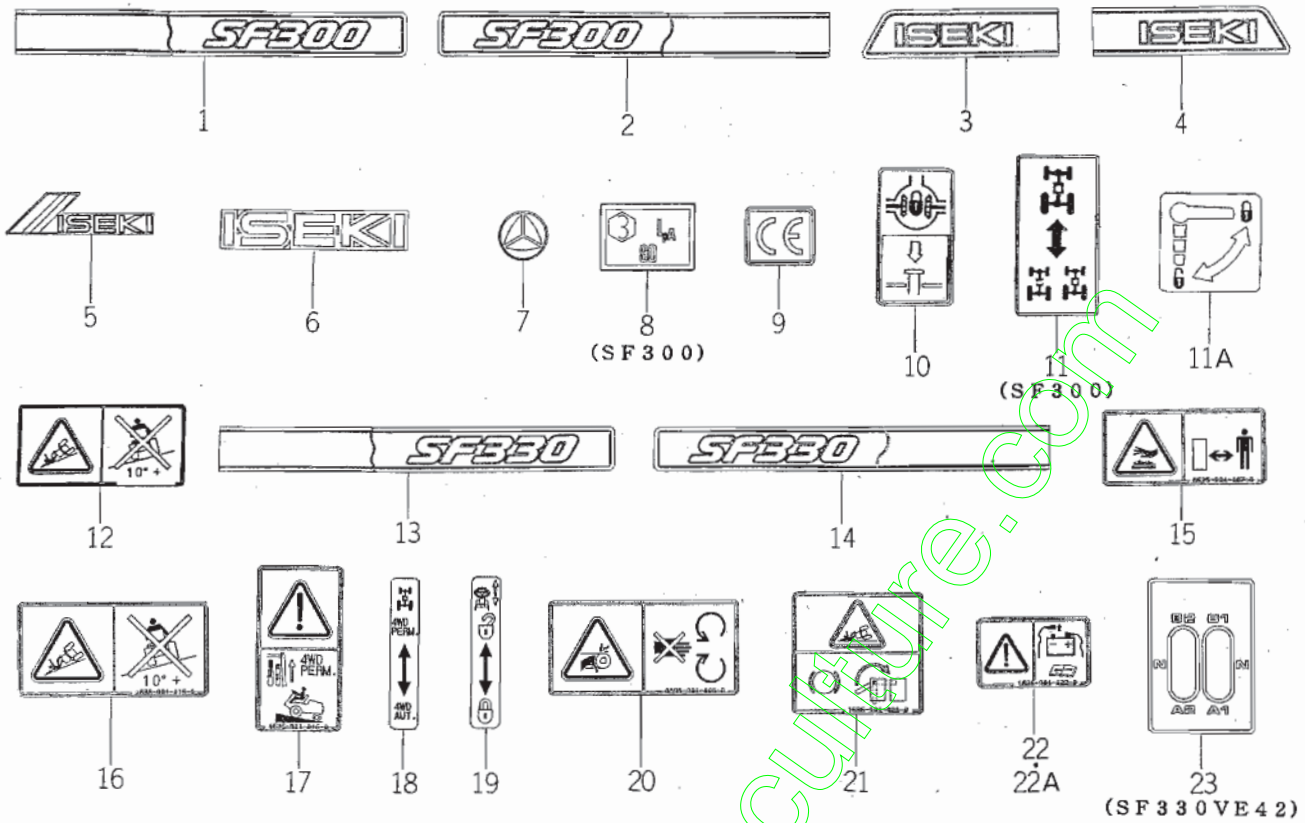
FIG. 64 UNDER - COVER SYSTEM



1636-631

KEY	PART CODE	DESCRIPTION	S P C	TYPE OF MODEL		I T C	C O L	G R P	REMARKS
				SF300	SF330				
1	1636-631-210-10	COVER/UNDER/LH COMP	*	1 -300		3	7F		
1A	1636-631-210-20	COVER/UNDER/LH COMP	*	1 301-	1	1	7F		
2	V211-260-801-60	BOLT, SEMS (S) M8X16	*	3	3				
3	V411-260-008-00	WASHER, PL/M 8	*	3	3				
4	1636-631-013-00	TRIM/160	*	1	1				
5	1636-631-014-00	TRIM/320	*	1	1				
6	1636-631-003-00	TRIM/915	*	1	1				
7	1636-631-009-00	TRIM/70	*	1	1				
8	1636-631-220-00	COVER/UNDER/RH COMP	*	1 -300			7F		
8A	1636-631-220-10	COVER/UNDER/RH COMP	*	1 301-	1	1	7F		
9	1636-631-015-00	PLATE/L/32X90	*	1 -200036	-200011				
9A	1636-631-015-10	PLATE/L/32X90	*	1 200037-	200012-	1			
10	V211-260-801-60	BOLT, SEMS (S) M8X16	*	3	3				
11	V411-260-008-00	WASHER, PL/M 8	*	3	3				
12	V210-360-602-00	BOLT/SP	*	1	1				
13	V360-260-006-00	NUT/M6	*	1	1				
14	1636-631-001-00	TRIM/510	*	1	1				
15	1636-631-003-00	TRIM/915	*	1	1				
16	1636-631-011-00	PLATE/REAR/LH	*	1	1				
17	V211-260-801-60	BOLT, SEMS (S) M8X16	*	7	7				
18	V411-260-008-00	WASHER, PL/M 8	*	7	7				
19	1636-631-006-00	TRIM/95	*	1	1				
20	1636-631-007-00	TRIM/85	*	1	1				
21	1636-631-012-00	PLATE/REAR/RH	*	1 -300					
21A	1636-631-250-00	PLATE/REAR/RH COMP	*	1 301-	1				
22	V211-260-801-60	BOLT, SEMS (S) M8X16	*	6	6				
23	V411-260-008-00	WASHER, PL/M 8	*	6	6				
24	1636-631-008-00	TRIM/140	*	1	1				

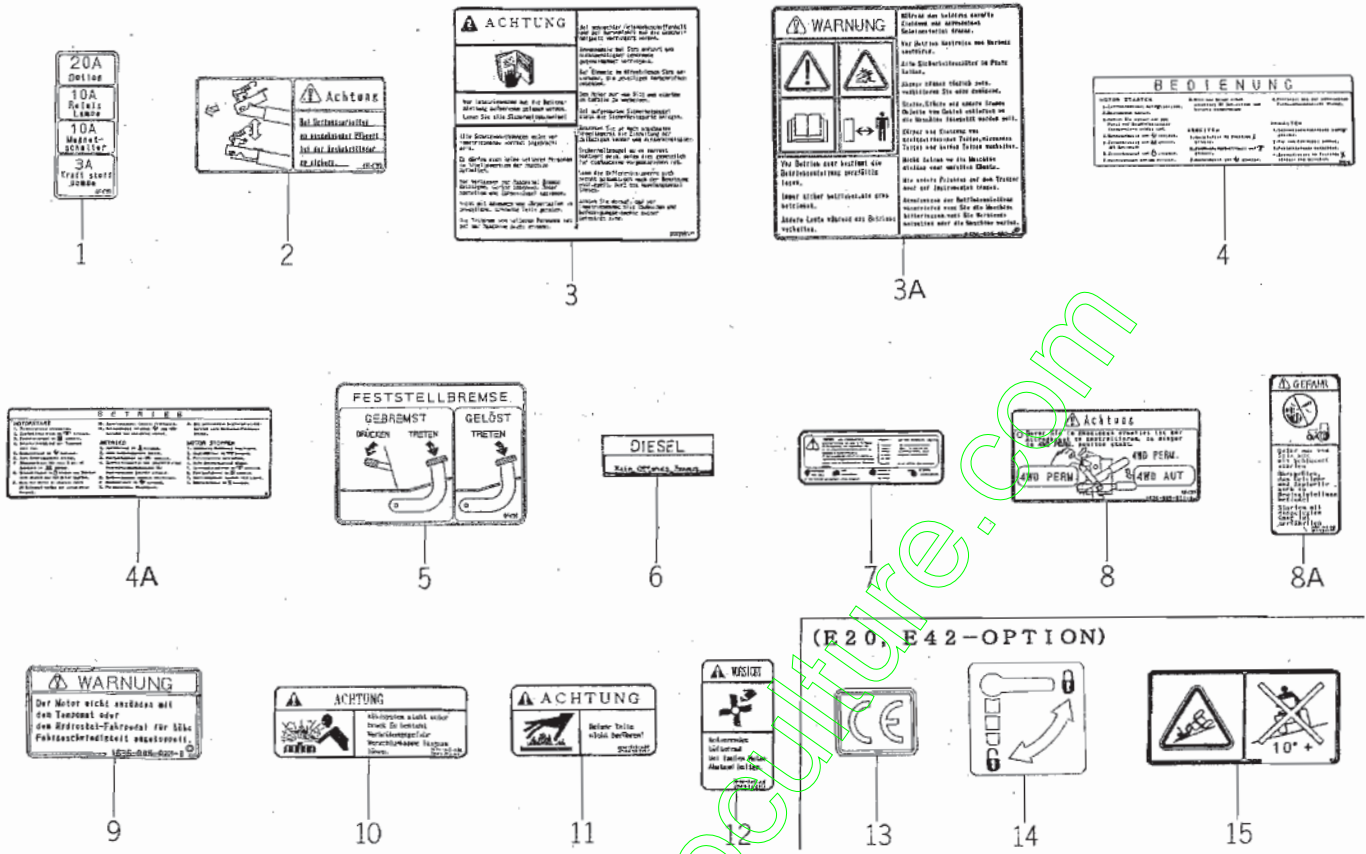
FIG. 65 MARK, ORNAMENT, LABEL (VALVE)



1636-901

KEY	PART CODE	DESCRIPTION	S P C	TYPE OF MODEL		I T C	C O L	G R P	REMARKS
				SF300	SF330				
1	1636-901-001-00	ORNAMENT/HOOD/LH	*	1					
2	1636-901-002-00	ORNAMENT/HOOD/RH	*	1					
3	1636-901-003-00	ORNAMENT/FENDER/LH	*	1	1				
4	1636-901-004-00	ORNAMENT/FENDER/RH	*	1	1				
5	2502-901-004-20	ORNAMENT/F	*	1	1	1			
6	1614-906-003-00	ORNAMENT/ISEKI	*	1	1				
7	2504-902-002-00	ORNAMENT/STEERING	*	1	1				
8	1636-901-009-00	LABEL/NOISE/LPA/90	*	1 301-					
9	2500-901-027-00	LABEL/CE	*	1 507-	1 116-				
10	1636-901-005-00	LABEL/DIFF	*	1	1				
11	1636-901-006-00	LABEL/2W/4W	*	1 -300					
11A	1640-902-006-00	LABEL/KNOB/OPEN	*	1 507-	1 116-				
12	1593-901-015-00	LABEL/MAINTENANCE	*	1 507-	1 119-				
13	1636-901-011-00	ORNAMENT/HOOD/LH	*		1				
14	1636-901-012-00	ORNAMENT/HOOD/RH	*		1				
15	8595-901-007-00	LABEL/WARNING/HOT	*	2 200027-	2 200006-				
16	1636-901-015-00	LABEL/WARNING/SLOPE	*	1 200027-	1 200006-				
17	1636-901-016-00	LABEL/WARNING/2W-4W	*	1 200027-	1 200006-				
18	1636-901-017-00	LABEL/CONTROL/2W-4W	*	1 200027-	1 200006-				
19	1636-901-018-00	LABEL/CONTROL/TILT	*	1 200027-	1 200006-				
20	8595-901-006-00	LABEL/WARNING/BELT	*	1 200369-	1 200194-				
21	1636-901-021-00	LABEL/WARNING/BRAKE	*	1 200366-	1 200194-				
22	1636-901-022-00	LABEL/CAUTION/BATTER	*	1 200365-	1 200194-				
22A	1689-903-005-00	LABEL/CAUTION/BATTER	*	1	1				
23	1636-902-001-00	LABEL/CONTROL	*		1				

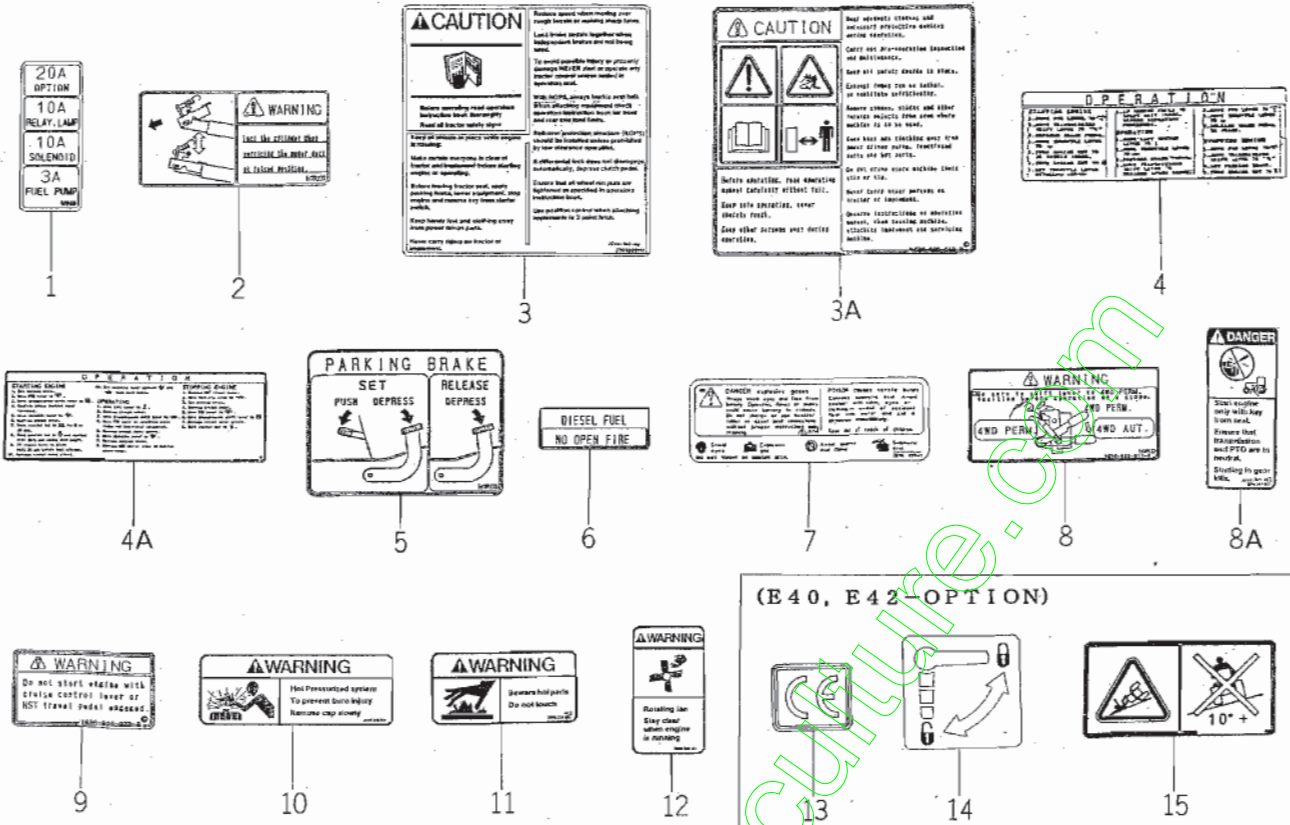
FIG. 66 LABEL (GERMAN) (E20 - STANDARD/E42 - OPTION)



1636-905

KEY	PART CODE	DESCRIPTION	S P C	TYPE OF MODEL		I T C	C O L	G R P	REMARKS
				SF300	SF330				
1	1636-905-001-00	LABEL/FUSE/D	*	1	1				
2	1636-905-006-00	LABEL/LIFTLOCK/D	*	1	1				
3	1640-903-024-00	LABEL/C/DRIVE	*	1					
3A	1636-905-002-00	LABEL/C/DRIVE/D	*	1	1				
4	1608-904-001-10	LABEL/OPERATION/D	*	1			1		
4A	1636-905-013-00	LABEL/OPERATION/D	*	1	1				
5	2502-905-002-00	LABEL/PARKING/D	*	1	1				
6	1600-902-023-00	LABEL,FUEL/D	*	1	1				
7	1640-903-036-00	LABEL/D/BATTERY	*	1	1				
8	1636-905-011-00	LABEL/2W/4W	*	1					
8A	1640-903-035-00	LABEL/D/STARTER	*	1	1				
9	1636-905-023-00	LABEL/W/CRUISE/D	*	1	1				
10	1640-903-033-00	LABEL/W/RADIATOR	*	1	1				
11	1640-903-029-00	LABEL/W/MUFFLER	*	1	1				
12	1640-903-026-00	LABEL/W/FAN	*	1	1				
13	2500-901-027-00	LABEL/CE	T	1	1				
14	1640-902-006-00	LABEL/KNOB/OPEN	T	1	1				
15	1593-901-015-00	LABEL/MAINTENANCE	T	1	1				

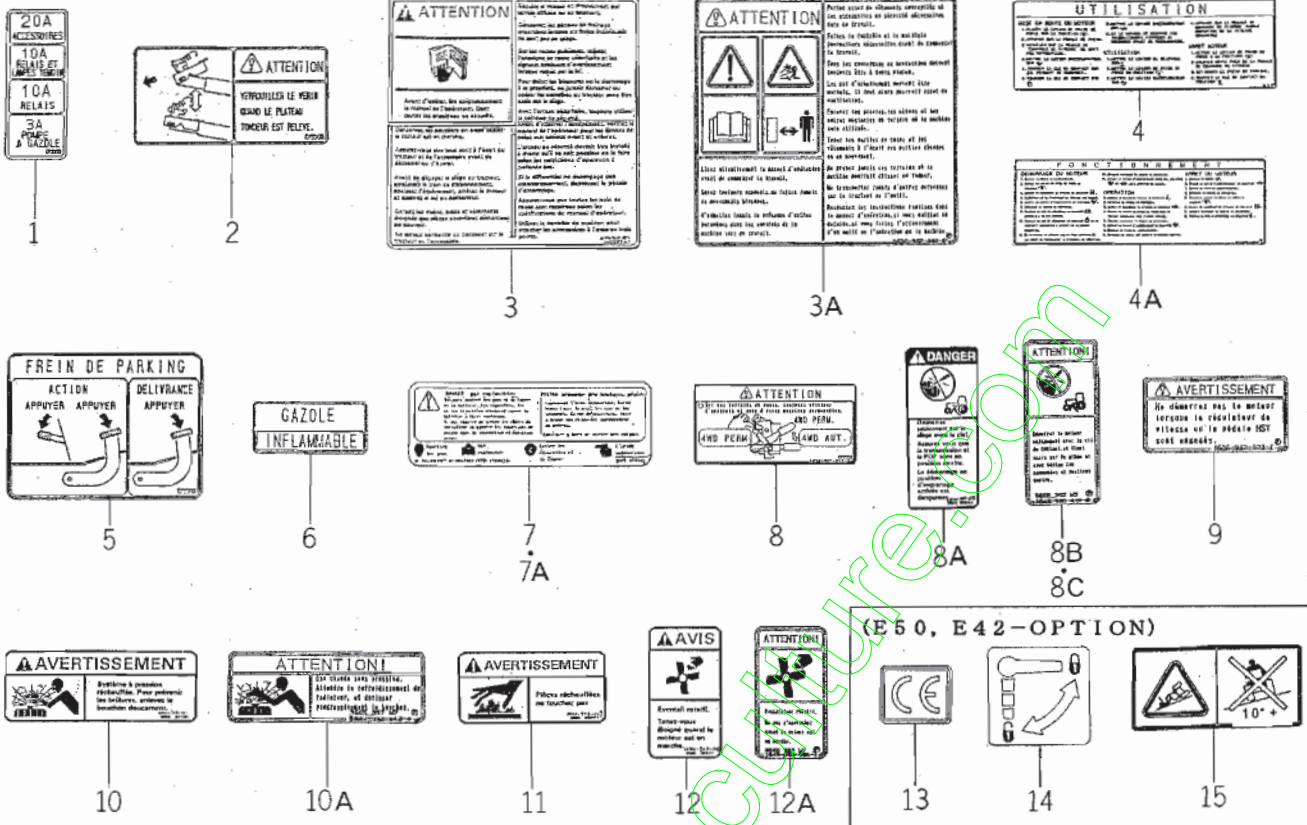
FIG. 67 LABEL (ENGLISH) (E40 - STANDARD/E42 - OPTION)



1836-906

KEY	PART CODE	DESCRIPTION	SPEC	TYPE OF MODEL		I T C	C O L	G R P	REMARKS
				SF300	SF330				
1	1636-906-001-00	LABEL/FUSE/E	*	1	1				
2	1636-906-004-00	LABEL/LIFTLOCK/E	*	1	1				
3	1640-903-001-00	LABEL/C/DRIVE	*	1					
3A	1636-906-012-00	LABEL/C/DRIVE/G	*	1	1				
4	1608-906-001-10	LABEL/OPERATION/E	*	1		1			
4A	1636-906-013-00	LABEL/OPERATION/G	*	1	1				
5	2502-906-002-00	LABEL/PARKING/E	*	1	1				
6	1427-941-016-00	MARK, FUEL	*	1	1				
7	1640-904-016-00	LABEL/D/BATTERY	*	1	1				
8	1636-906-011-00	LABEL/2W/4W	*	1					
8A	1640-904-019-00	LABEL/D/STARTER	*	1	1				
9	1636-906-023-00	LABEL/W/CRUISE/G	*	1	1				
10	1640-904-013-00	LABEL/W/RADIATOR	*	1	1				
11	1640-904-009-10	LABEL/W/MUFFLER	*	2		1			
12	1640-904-006-00	LABEL/W/FAN	*	1	1				
13	2500-901-027-00	LABEL/CE	T	1	1				
14	1640-902-006-00	LABEL/KNOB/OPEN	T	1	1				
15	1593-901-015-00	LABEL/MAINTENANCE	T	1	1				

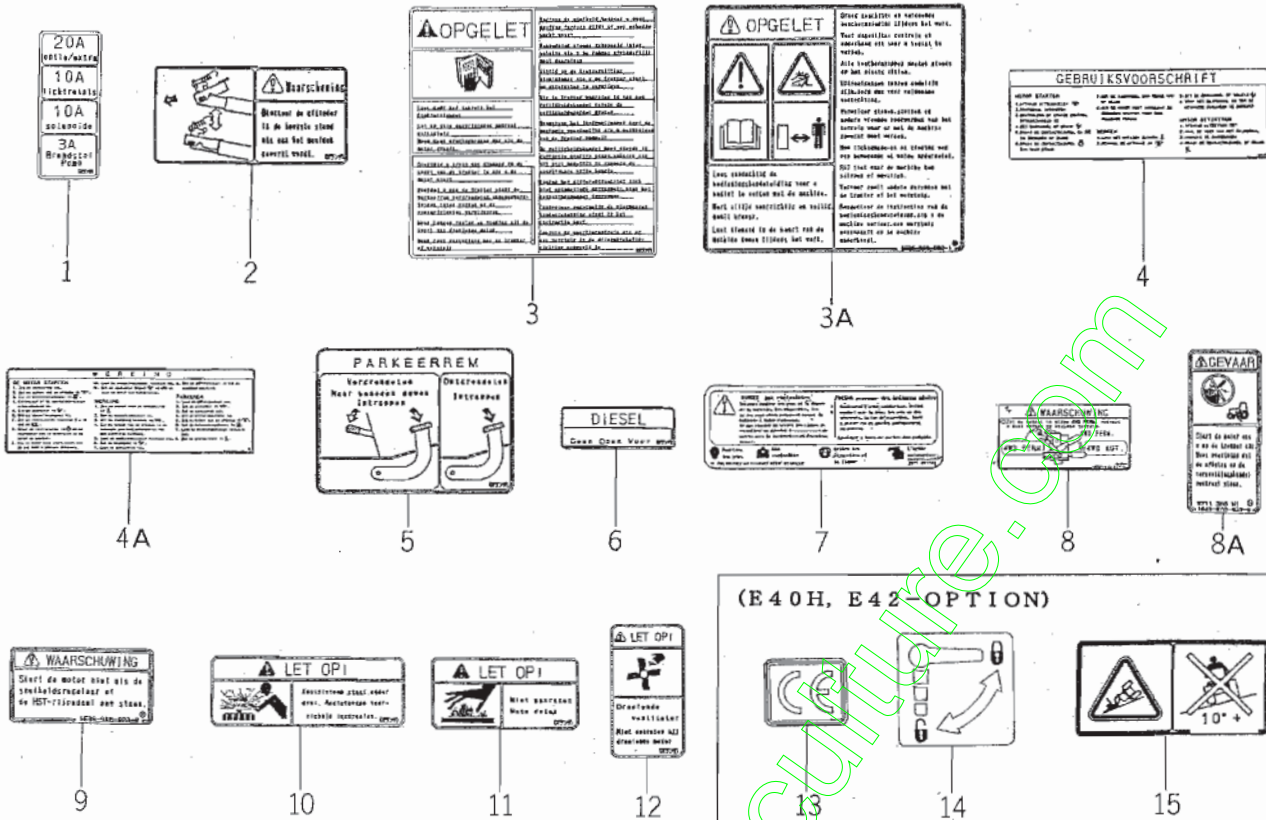
FIG. 68 LABEL (FRENCH) (E50 - STANDARD/E42 - OPTION)



1636-907

KEY	PART CODE	DESCRIPTION	S P C	TYPE OF MODEL		I T C	C O L	G R P	REMARKS
				SF300	SF330				
1	1636-907-001-00	LABEL/FUSE/F	*	1	1				
2	1636-907-004-00	LABEL/LIFTLOCK/F	*	1	1				
3	1640-903-004-00	LABEL/C/DRIVE	*	1					
3A	1636-907-002-00	LABEL/C/DRIVE/F	*	1	1				
4	1608-905-001-10	LABEL/OPERATION/F	*	1	-506		1		
4A	1636-907-003-00	LABEL/OPERATION/F	*	1	507-				
5	2502-907-002-00	LABEL/PARKING/F	*	1	1				
6	1427-934-013-00	MARK FUEL/FR	*	1	1				
7	1640-903-016-00	LABEL/D/BATTERY	*	1					
7A	1640-903-016-10	LABEL/D/BATTERY/F	*	1	1		3		
8	1636-907-011-00	LABEL/2W/4W	*	1	-200369				
8A	1640-903-015-00	LABEL/D/STARTER	*	1	-200474				
8B	1640-903-015-10	LABEL/D/STARTER/F	*	1	-200511		3		
8C	1640-903-015-20	LABEL/D/STARTER/F	*	1	200512-		1		
9	1636-907-023-00	LABEL/W/CRUISE/F	*	1	507-				
10	1640-903-013-00	LABEL/W/RADIATOR	*	1	-200474				
10A	1640-903-013-10	LABEL/W/RADIATOR/F	*	1	200475-		3		
11	1640-903-009-00	LABEL/W/MUFFLER	*	2	-200026				Frz
12	1640-903-006-00	LABEL/W/FAN	*	1	-200474				
12A	1640-903-006-10	LABEL/W/FAN/F	*	2	1		3		
13	2500-901-027-00	LABEL/CE	T	1	1				
14	1640-902-006-00	LABEL/KNOB/OPEN	T	1	1				
15	1593-901-015-00	LABEL/MAINTENANCE	T	1	1				

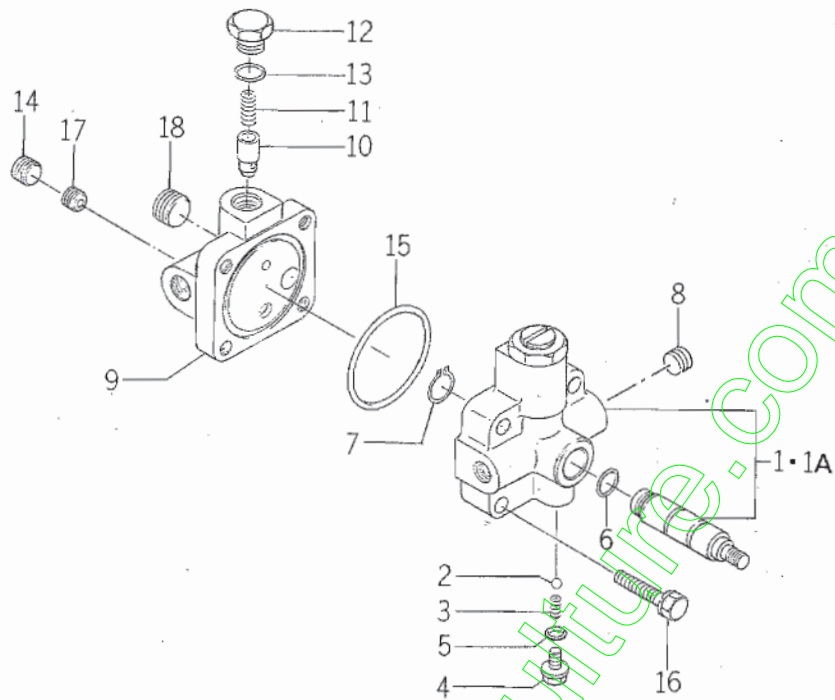
FIG. 69 LABEL (DUTCH) (E40H - STANDARD/E42 - OPTION)



1636-908

KEY	PART CODE	DESCRIPTION	S P C	TYPE OF MODEL		I T C	C O L	G R P	REMARKS
				SF300	SF330				
1	1636-908-001-00	LABEL/FUSE/H	*	1	1				
2	1636-908-009-00	LABEL/LIFTLOCK/H	*	1	1				
3	1636-908-002-00	LABEL/C/DRIVE/H	*	1 -506	1				
3A	1636-908-002-10	LABEL/C/DRIVE/H	*	1 507	1	1			
4	1636-908-003-00	LABEL/OPELATION/H	*	1 -506	1				
4A	1636-908-003-10	LABEL/OPELATION/H	*	1 507	1	1			
5	1636-908-004-00	LABEL/PARKING/H	*	1	1				
6	1636-908-005-00	LABEL/FUEL/H	*	1	1				
7	1636-908-010-00	LABEL/BATTERY/H	*	1	1				
8	1636-908-011-00	LABEL/2W/4W	*	1 -200026	1				
8A	1640-905-035-00	LABEL/D/STARTER/H	*	1 200398-	1				
9	1636-908-023-00	LABEL/W/CRUISE/H	*	1 507	1				
10	1636-908-006-00	LABEL/W/RADIATOR/H	*	1	1				
11	1636-908-007-00	LABEL/W/MUFFLER/H	*	2 -200026	1				
12	1636-908-008-00	LABEL/W/FAN/H	*	1	1				
13	2500-901-027-00	LABEL/CE	T	1	1				
14	1640-902-006-00	LABEL/KNOB/OPEN	T	1	1				
15	1593-901-015-00	LABEL/MAINTENANCE	T	1	1				

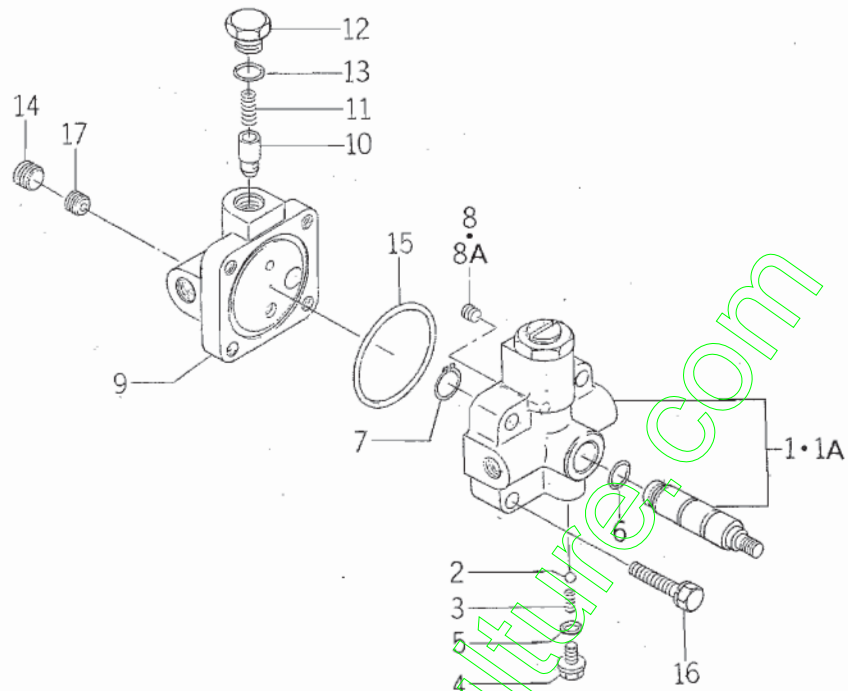
FIG. 71 COMPONENT PARTS FOR K216 - 012 - 000 - 00 ON Fig.50



K216-0120

KEY	PART CODE	DESCRIPTION	S P C	TYPE OF MODEL		I T C	C O L	G R P	REMARKS
				SF300	SF330				
1	K216-012-110-00	VALVE/SUB	SET	1	1				
1A	K216-012-110-10	VALVE SUB	SET	* -200034	* -200011				
2	V682-200-000-60	BALL		1	1				
3	K216-001-002-00	GUIDE/SPRING		1	1				
4	K216-008-002-00	SET BOLT		1	1				
5	V720-101-900-60	O-RING/P 6		2	2				
6	V720-102-401-20	O-RING/P12		1	1				
7	V704-140-015-00	RING, SNAP/15 C		1	1				
8	V780-140-000-4T	PLUG/SCREW/SEAL		1	1				
9	K216-012-002-00	COVER		1	1				
10	K216-012-003-00	POPET		1	1				
11	K211-008-010-00	SPRING/HC19		1	1				
12	K211-001-008-00	PLUG		1	1				
13	V720-102-401-20	O-RING/P12		1	1				
14	V780-140-000-4T	PLUG/SCREW/SEAL		1	1				
15	V721-103-105-50	O-RING/G55		1	1				
16	V211-260-803-50	BOLT(S) M8X35		2	2				
17	K216-012-004-00	ORIFICE SCREW/3.5		1	1				
18	V780-140-000-6T	PLUG/SCREW/SEAL		1	1				

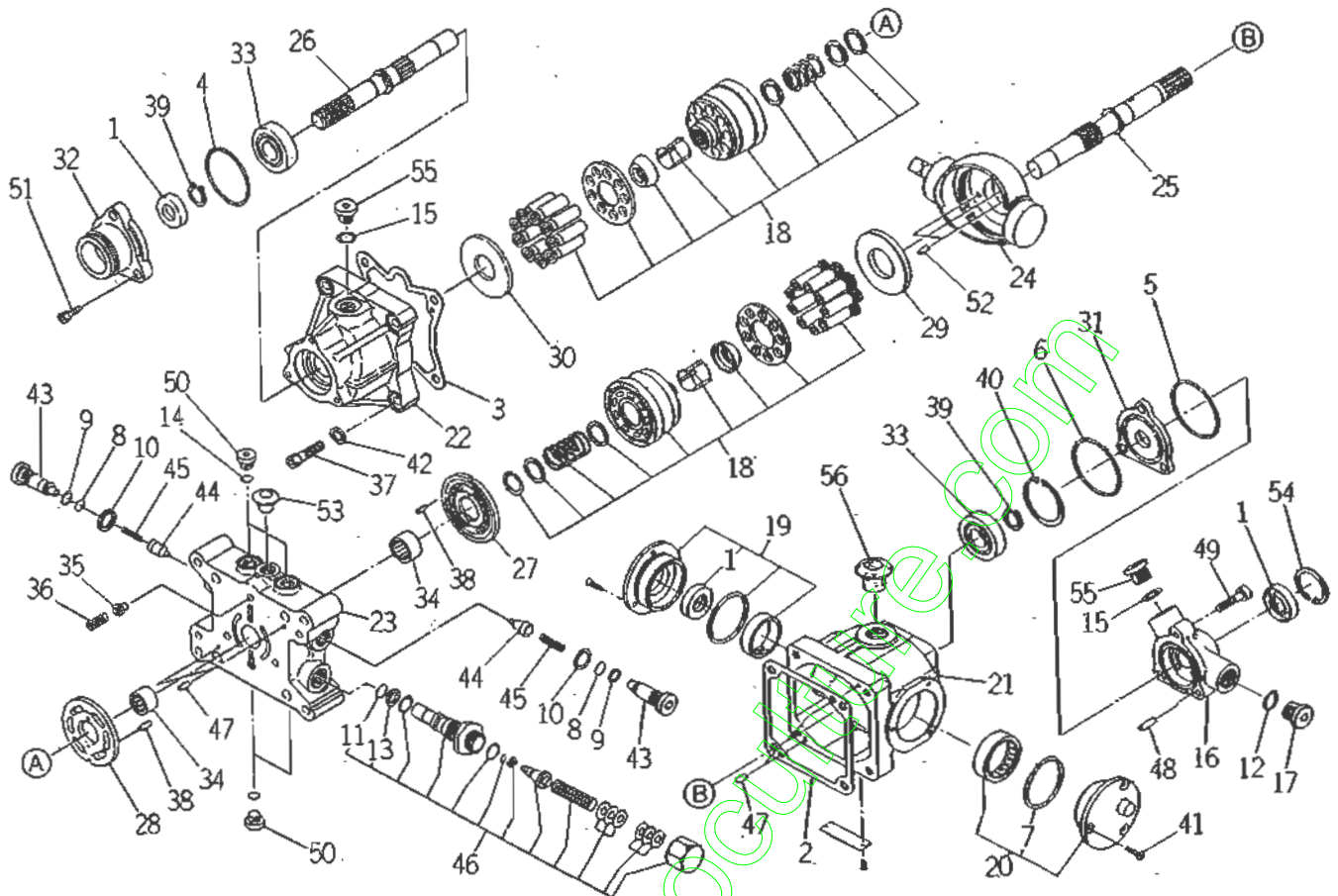
FIG. 72 COMPONENT PARTS FOR K216 - 013 - 000 - 00 ON Fig.50



K216-0130

KEY	PART CODE	DESCRIPTION	S P C	TYPE OF MODEL		I T C	C O L	G R P	REMARKS
				SF300	SF330				
1	K216-012-110-00	VALVE/SUB SET	*		1 -200029				
1A	K216-012-110-10	VALVE SUB SET	*		1 200030-	3			
2	V682-200-000-60	BALL	*		1				
3	K216-001-002-00	GUIDE/SPRING	*		1				
4	K216-008-002-00	SET BOLT	*		1				
5	V720-101-900-60	O-RING/P 6	*		2				
6	V720-102-401-20	O-RING/P12	*		1				
7	V704-140-015-00	RING SNAP/15 C	*		1				
8	K200-031-005-00	PLUG	*		1 -200029				
8A	V780-140-000-10	PLUG/SCREW	*		1 200030-				
9	K216-012-002-00	COVER	*		1				
10	K216-012-003-00	POPET	*		1				
11	K211-008-010-00	SPRING/HCI9	*		1				
12	K211-001-008-00	PLUG	*		1				
13	V720-102-401-20	O-RING/P12	*		1				
14	V780-140-000-4T	PLUG/SCREW/SEAL	*		1				
15	V721-103-105-50	O-RING/G55	*		1				
16	V211-260-803-50	BOLT(S) MSX35	*		2				
17	K216-012-004-00	ORIFICE SCREW/3.5	*		1				

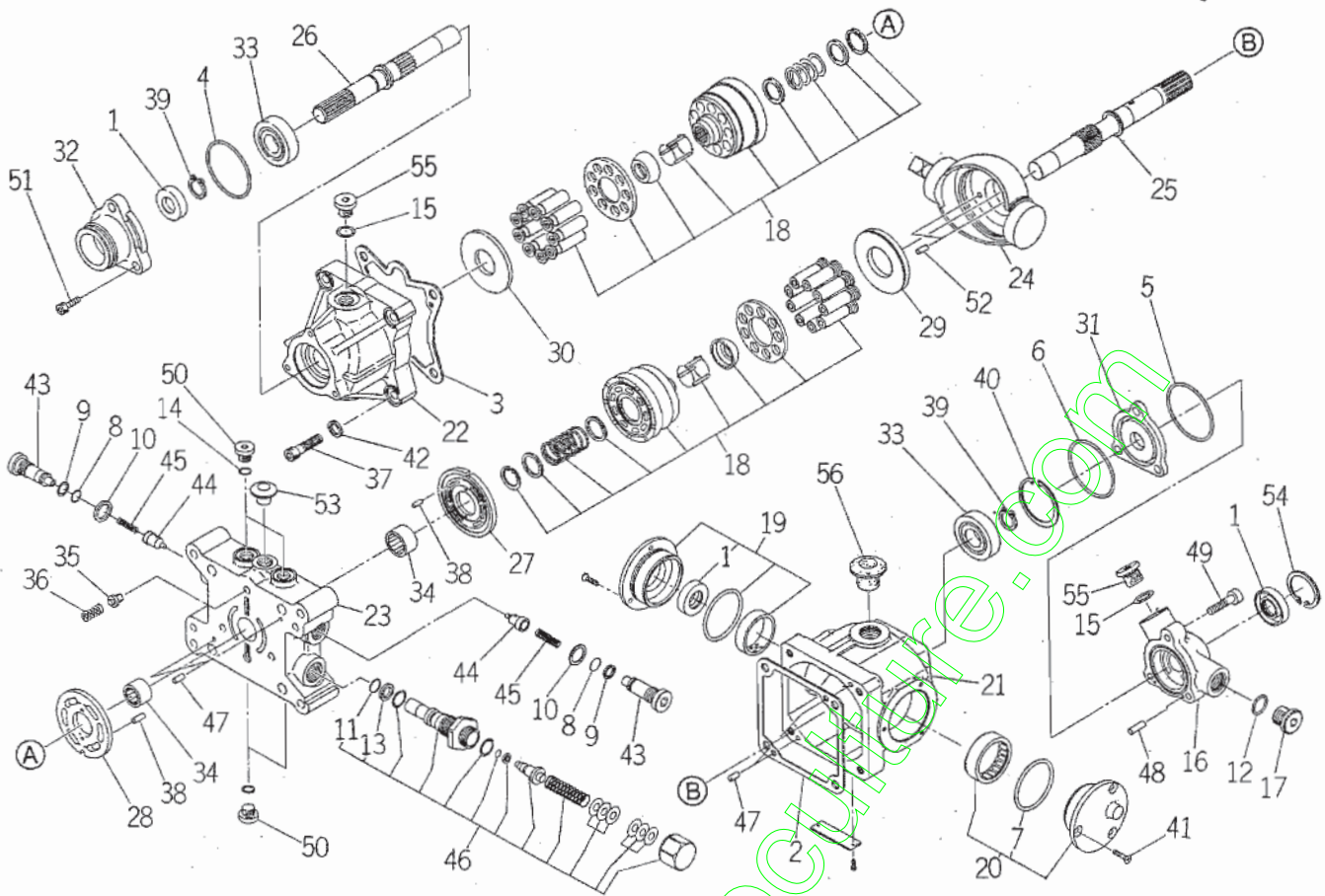
FIG. 74 COMPONENT PARTS FOR 1636-202-200-10 ON Fig.15



1636-2022

KEY	PART CODE	DESCRIPTION	S P C	TYPE OF MODEL		I T C	C O L	G R P	REMARKS
				SF300	SF330				
1	1620-202-521-00	SEAL/OIL	*	1	1				
2	1620-202-522-00	GASKET	*	1	1				
3	1620-202-523-00	GASKET	*	1	1				
4	V723-102-006-00	RING/O	*	1	1				
5	V723-102-005-30	O-RING	*	1	1				
6	V723-102-005-50	O-RING	*	1	1				
7	V721-103-105-50	O-RING/G55	*	2	2				
8	V720-102-401-40	O-RING/P14	*	2	2				
9	V730-101-801-40	RING/BACKUP	*	2	2				
10	1620-202-528-00	BONDEDSEAL	*	2	2				
11	V720-102-401-20	O-RING/P12	*	1	1				
12	V720-112-401-50	O-RING/P18	*	1	1				
13	V730-101-801-20	RING/BACKUP	*	1	1				
14	V720-112-401-40	RING/O	*	4	4				
15	V720-112-401-40	O-RING/P14	*	1	1				
16	1636-202-201-00	CASE/CHARGE PUMP	*	1	1				
17	1636-202-202-00	PLUG	*	1	1				
18	1620-202-560-00	CYLINDERBLOCK ASSY	*	2	2				
19	1620-202-570-00	COVER/A ASSY	*	1	1				
20	1620-202-580-00	COVER/B ASSY	*	1	1				
21	1620-202-501-00	CASE	*	1	1				
22	1620-202-502-00	CASE	*	1	1				
23	1620-202-503-00	PORTBLOCK	*	1	1				
24	1620-202-504-00	PLATE/SWASH	*	1	1				
25	1620-202-505-00	SHAFT	*	1	1				
26	1620-202-506-10	SHAFT	*	1	1	1			
27	1620-202-507-00	PLATE/VALVE	*	1	1				
28	1620-202-508-00	PLATE/VALVE	*	1	1				
29	1620-202-509-00	PLATE/THRUST	*	1	1				
30	1620-202-511-00	PLATE/THRUST	*	1	1				

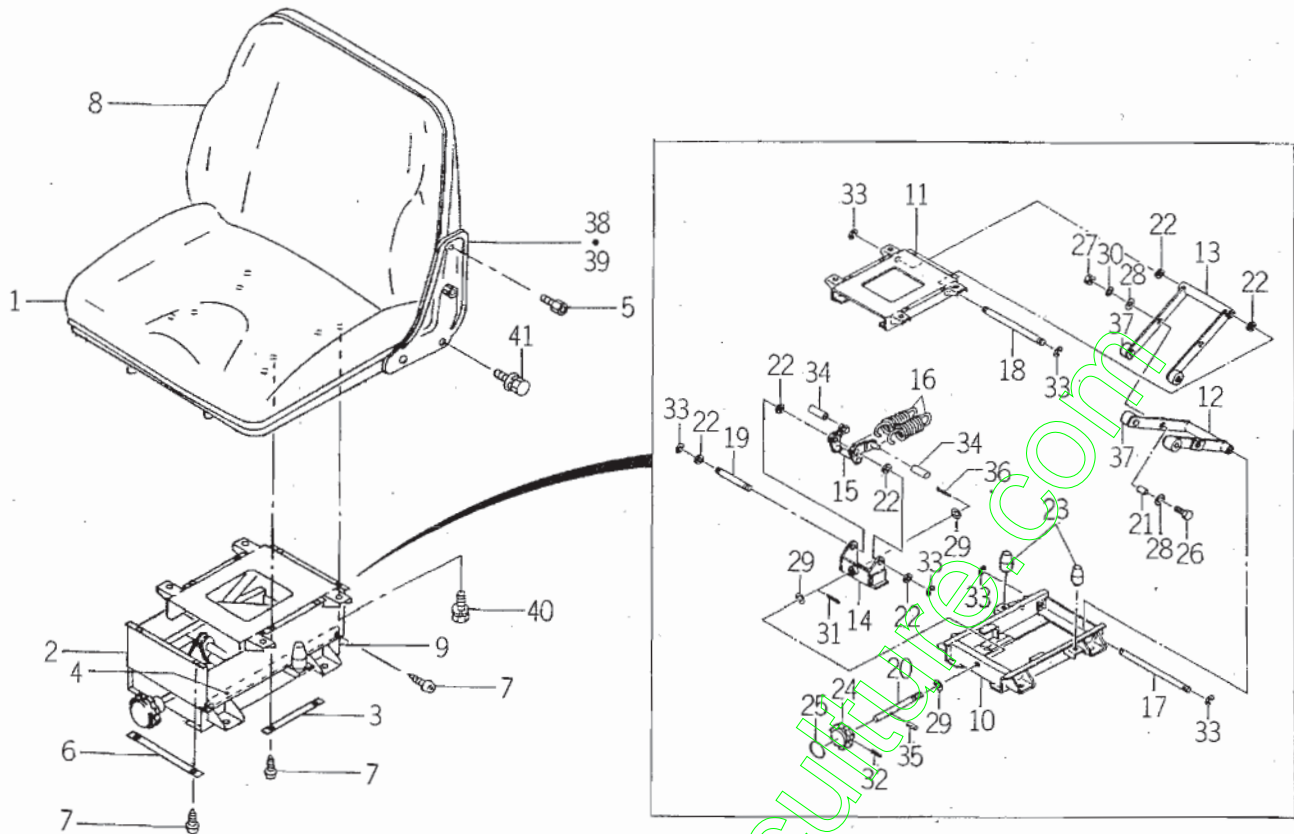
FIG. 74 COMPONENT PARTS FOR 1636 - 202 - 200 - 10 ON Fig.15



1636-2022

KEY	PART CODE	DESCRIPTION	S P C	TYPE OF MODEL		I T C	C O L	G R P	REMARKS
				SF300	SF330				
31	1620-202-512-00	PLATE	*	1	1				
32	1620-202-513-00	COVER	*	1	1				
33	1620-202-515-00	BEARING/BALL	*	2	2				
34	1620-202-516-00	BEARING/NEEDLE	*	2	2				
35	1620-202-517-00	VALVE	*	1	1				
36	1620-202-518-00	SPRING	*	1	1				
37	1620-202-519-00	BOLT	*	4	4				
38	1620-202-524-00	PIN	*	2	2				
39	V704-140-020-00	RING, SNAP/20C	*	2	2				
40	V705-140-052-00	RING, SNAP/52 C	*	1	1				
41	V112-165-001-20	SCREW/M5X12	*	6	6				
42	V411-260-010-00	WASHER/M10	*	8	8				
43	1620-202-525-00	PLUG	*	2	2				
44	1620-202-526-00	POPPET	*	2	2				
45	1620-202-527-00	SPRING	*	2	2				
46	1620-202-529-00	VALVE/S/A	*	1	1				
47	1620-202-531-00	PIN	*	1	1				
48	1620-202-532-00	PIN	*	2	2				
49	V220-540-803-50	SCREW/SOCKET	*	3	3				
50	1620-202-533-00	PLUG	*	4	4				
51	V220-540-601-60	BOLT	*	3	3				
52	1620-202-534-00	PIN	*	2	2				
53	1620-202-535-00	SHIPPINGPLUG	*	3	3				
54	V705-140-035-00	RING, CIRCLIP	*	1	1				
55	1620-202-536-00	PLUG	*	2	2				
56	1620-202-537-00	SHIPPINGPLUG	*	1	1				

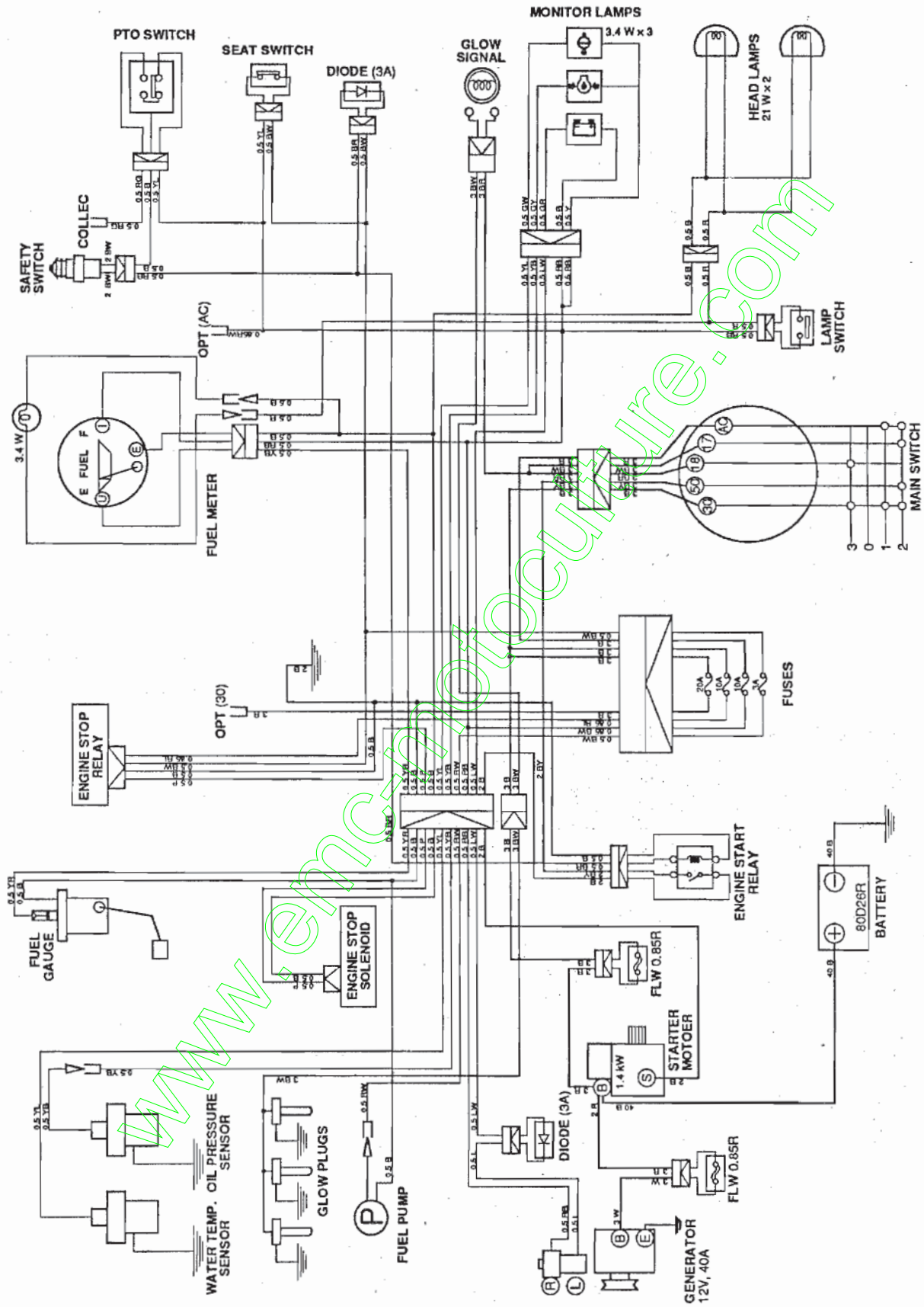
FIG. 76 COMPONENT PARTS FOR 1636 - 613 - 200 - 00 ON Fig.59



1636-6132

KEY	PART CODE	DESCRIPTION	S P C	TYPE OF MODEL		I T C	C O L	G R P	REMARKS
				SF300	SF330				
1	1636-613-201-00	SEAT/CUSHION ASSY	*	1	1				
2	1636-613-202-00	COVER/SUSPENSION	*	1	1				
3	1636-613-203-00	PLATE/A	*	2	2				
4	1636-613-204-00	PLATE/B	*	2	2				
5	1636-613-205-00	BOLT/SPCIAL	*	4	4				
6	1636-613-206-00	PLATE/C	*	2	2				
7	1636-613-207-00	SCREW	*	12	12				
8	1636-613-208-00	SEAT/BAG	*	1	1				
9	1524-611-230-20	SUSPENSION	*	1	1	1			
10	1524-611-231-00	FRAME, LOWER	*	1	1				
11	1524-611-232-00	FRAME, UPPER	*	1	1				
12	1524-611-233-10	LINK A	*	1	1	1			
13	1524-611-234-10	LINK B	*	1	1	1			
14	1524-611-235-00	ADJUSTER	*	1	1				
15	1524-611-236-00	LINK, SUPPORT	*	1	1				
16	1524-611-237-00	SPRING	*	2	2				
17	1524-611-238-00	SHAFT/A	*	1	1				
18	1524-611-239-00	SHAFT/B	*	1	1				
19	1524-611-241-00	SHAFT/C	*	1	1				
20	1524-611-242-10	ADJUST BOLT	*	1	1	1			
21	1524-611-243-00	BUSH	*	2	2				
22	1524-611-244-00	SPACER	*	6	6				
23	1524-611-245-00	RUBBER, STOPPER	*	2	2				
24	1524-611-246-00	GRIP	*	1	1				
25	1524-611-247-00	LABEL	*	1	1				
26	V201-260-803-00	BOLT/M 8X28	*	2	2				
27	V304-260-008-00	NUT/M 8	*	2	2				
28	V411-260-008-00	WASHER, PL/M 8	*	4	4				
29	V411-260-010-00	WASHER/M10	*	8	8				
30	V401-160-008-00	WASHER, SP/M 8	*	2	2				

WIRING DIAGRAM



NUMERICAL INDEX

6005-097-120-10

PART CODE	FIG. KEY	PART CODE	FIG. KEY	PART CODE	FIG. KEY
J061-210-015-00	15 19	6209-000-005-00	1 12	6209-749-001-10	4 16
J062-076-082-00	19 4	6209-000-006-00	4 2		8 48
P117-303-003-00	8 23A	6209-000-013-00	13 10A	6209-749-001-20	4 16A
V195-164-008-30	2 4	6209-030-005-00	8 8		8 48A
V201-360-802-00	18 7A	6209-030-006-00	8 9	6209-920-002-00	8 21A
V211-560-802-00	8 12A		15 24	6209-940-004-00	10 15
	15 23A	6209-030-041-00	16 4	6211-110-032-00	1 14
	18 7B	6209-030-043-00	18 18	6211-110-032-10	1 14A
	20 3A	6209-030-091-00	7 4	6211-110-032-20	1 14B
V211-560-805-00	3 6	6209-030-095-00	8 14A	6211-110-032-30	1 14C
V220-540-602-00	14 7	6209-031-083-00	20 5	6211-110-032-40	1 14D
V251-340-806-00	4 20	6209-037-007-00	8 14	6211-110-045-10	1 1
V301-460-006-00	4 29	6209-046-001-00	8 16	6211-110-045-20	1 1A
V341-120-008-00	8 20	6209-050-001-00	8 35	6211-110-045-30	1 1B
V401-160-006-00	4 30	6209-050-002-00	8 36	6211-110-045-40	1 1C
V411-260-006-00	18 41	6209-300-006-00	4 28	6211-110-045-50	1 1D
V523-101-001-80	7 3A	6209-360-011-00	19 3	6211-141-023-40	1 11
	13 2A	6209-360-031-00	2 9	6211-141-023-50	1 11A
V600-110-600-40	18 14	6209-409-001-00	8 19		22 3
V600-110-600-50	8 53	6209-409-003-00	10 18	6211-141-024-40	1 16
V600-110-620-30	18 13	6209-440-002-00	12 7		22 23
V600-150-600-20	13 8	6209-440-002-10	12 7A	6211-150-019-00	1 2
V681-200-000-60	1 10	6209-490-002-00	2 7	6211-150-020-00	1 15
V704-140-016-00	10 16	6209-500-003-00	8 17A	6211-150-033-00	1 2A
V705-140-012-00	8 32		8 26A	6211-150-033-10	1 2B
V710-140-004-00	18 23		22 13	6211-150-034-00	1 15A
	18 34	6209-500-005-00	10 23A	6211-170-007-20	2 1
V720-101-900-80	18 37	6209-580-002-10	18 38	6211-173-005-00	2 6
V720-102-401-80	6 3A	6209-605-003-00	8 2		22 4
V720-113-502-20	14 9	6209-605-004-00	1 4	6211-179-011-20	2 2
	22 17	6209-605-004-10	1 4A	6211-210-028-50	4 34
V723-102-002-40	8 39	6209-605-005-00	4 33	6211-210-028-60	4 34A
V723-102-005-00	8 47	6209-605-005-10	4 33A	6211-210-028-70	4 34B
	22 16	6209-610-001-00	4 4	6211-210-028-80	4 34C
V723-102-005-50	15 27	6209-610-003-00	1 3	6211-210-028-90	4 34D
	22 20		4 6	6211-210-031-50	4 1
1373-121-001-00	20 4	6209-610-004-00	8 3	6211-210-031-60	4 1A
1425-621-004-00	8 15	6209-625-002-00	8 7	6211-210-031-70	4 1B
2130-601-018-00	8 23		22 12	6211-210-031-90	4 1C
2145-161-211-00	28 16	6209-625-003-10	4 15	6211-210-056-00	4 34E
3625-301-002-00	6 2B		22 10	6211-210-056-10	4 34F
3625-540-004-00	8 41	6209-630-002-10	21 7	6211-210-056-20	4 34G
3640-586-004-00	19 5		22 21	6211-210-057-00	4 1D
6115-639-008-00	26 51	6209-740-001-00	8 27	6211-210-057-10	4 1E
6209-000-002-00	10 19	6209-740-005-00	4 18A	6211-210-057-20	4 1F

PART CODE	FIG. KEY	PART CODE	FIG. KEY	PART CODE	FIG. KEY
6211-258-001-00	4 9	6212-111-039-40	12 1B	6212-531-008-10	4 8B
	22 8	6212-111-043-10	12 9	6212-531-008-20	4 8C
6211-258-002-00	4 10	6212-111-043-20	12 9A	6212-533-005-00	8 52
	22 9	6212-114-039-40	12 11	6212-535-002-00	18 15
6211-291-007-20	4 25	6212-114-043-20	12 15	6212-535-007-00	11 4
6211-291-010-00	2 3	6212-116-039-40	12 13	6212-535-009-00	18 15A
6211-292-001-20	4 26	6212-116-043-20	12 17	6212-551-008-00	10 1
	22 11	6212-121-013-00	12 2	6212-552-008-00	10 2
6211-310-009-00	8 1	6212-121-013-10	12 2A	6212-561-003-00	10 3
6211-310-009-10	8 1A	6212-121-013-20	12 2B	6212-563-001-00	10 4
6211-310-009-20	8 1B	6212-121-015-00	12 10	6212-565-001-00	10 5
6211-310-009-30	8 1C	6212-121-015-10	12 10A	6212-569-002-00	1 9
6211-310-009-40	8 1D	6212-124-013-20	12 12		22 2
6211-311-013-00	8 42	6212-124-015-10	12 16	6212-571-002-10	10 6
6211-312-005-00	8 28	6212-126-013-20	12 14	6212-571-002-20	10 6A
6211-312-005-10	8 28A	6212-126-015-10	12 18	6212-575-003-00	10 7
	22 14	6212-230-005-00	12 5	6212-600-009-10	10 8
6211-312-006-00	8 43	6212-235-002-00	12 6	6212-611-004-10	10 9
6211-312-006-10	8 43A	6212-235-002-10	12 6A	6212-616-002-00	10 17
	22 15	6212-235-002-20	12 6B	6212-619-001-20	10 20
6211-319-003-00	8 46	6212-261-009-10	12 8	6212-620-008-10	10 10
6211-322-002-00	8 57	6212-263-009-00	5 5	6212-621-008-10	10 11
6211-341-017-10	7 1	6212-264-009-00	5 6	6212-626-002-10	10 12
6211-342-003-00	7 2	6212-310-011-20	13 1	6212-628-006-00	10 13
6211-342-003-10	7 2A	6212-310-011-30	13 1A	6212-628-007-00	10 14
6211-361-022-20	6 1	6212-330-022-30	13 5	6213-100-004-20	14 1
6211-510-008-00	4 11	6212-330-022-40	13 5A	6213-100-004-30	14 1A
6211-511-007-00	4 12	6212-333-002-00	13 6A	6213-111-002-10	14 2
6211-511-008-00	4 13	6212-336-001-00	13 9	6213-111-002-20	14 2A
6211-530-008-00	5 1	6212-371-017-00	13 11	6213-119-001-00	14 6
6211-540-008-00	5 3	6212-379-001-00	13 12	6213-120-002-10	14 3
6211-599-004-00	4 14	6212-511-005-00	11 1	6213-120-002-30	14 3A
	5 2	6212-521-002-00	13 3	6213-125-002-00	14 4
	5 4	6212-522-004-00	11 2	6213-125-002-10	14 4A
6211-711-005-00	1 6	6212-523-006-00	11 6	6213-129-003-00	14 5
6211-715-006-00	1 5	6212-523-006-10	11 6A	6213-140-012-00	14 8
6211-721-003-10	1 7	6212-523-006-20	11 6B	6213-149-003-10	14 10
6211-721-004-00	1 8	6212-523-006-30	11 6C	6213-149-003-20	14 10A
6211-751-001-10	2 5	6212-524-002-00	18 11	6213-160-002-00	8 29A
6211-760-015-10	4 32	6212-524-006-00	18 11A	6213-161-001-00	8 29
6211-760-015-20	4 32A	6212-525-003-00	8 51		8 30
6211-777-007-10	9 1	6212-530-005-00	8 50	6213-163-002-00	8 34
6211-777-007-20	9 1A	6212-530-005-10	8 50A	6213-164-001-00	8 31
6212-111-039-20	12 1	6212-531-005-00	4 8		8 33
6212-111-039-30	12 1A	6212-531-008-00	4 8A	6213-240-002-00	14 12

6005-097-120-10

PART CODE	FIG. KEY	PART CODE	FIG. KEY	PART CODE	FIG. KEY
6213-319-001-00	4 24	6215-300-030-00	17 1A	6215-345-051-00	23 12
6213-610-004-20	15 1	6215-300-037-00	17 1B		24 11
6213-610-004-30	15 1A	6215-311-005-00	23 1		25 9
6213-610-004-40	15 1B		24 18	6215-345-052-00	23 13
6213-611-003-20	15 2		25 16		24 12
6213-612-004-00	15 9	6215-315-002-00	17 2		25 10
6213-613-002-10	15 8	6215-315-005-00	17 4	6215-345-053-00	23 14
6213-614-001-10	15 12	6215-315-006-00	17 3		24 13
	15 14	6215-315-007-00	17 5		25 11
	22 18	6215-330-007-00	23 2	6215-355-003-00	23 18
6213-619-002-00	15 11	6215-330-021-00	24 1	6215-359-003-00	23 17
6213-619-003-00	15 10	6215-330-022-00	25 1		24 16
6213-619-007-10	15 13	6215-332-002-00	23 16		25 17
6213-621-003-00	15 6		24 15	6215-359-004-00	23 19
6213-622-002-00	15 5	6215-332-006-00	25 15		24 17
6213-622-002-10	15 5A	6215-339-002-00	23 15		25 18
6213-631-002-00	15 3		24 14	6215-359-006-00	26 53
6213-631-005-00	15 4	6215-339-004-00	25 14	6215-411-052-00	17 6
6213-641-012-00	16 2	6215-342-002-00	23 3	6215-411-053-10	17 7
6213-642-002-00	15 7		24 2	6215-411-054-00	17 8
6213-660-012-00	16 1		25 13	6215-411-080-10	19 2A
6213-669-002-00	16 3	6215-343-002-00	23 4	6215-412-004-00	19 1
6213-671-009-00	16 6		24 3	6215-520-001-00	18 17
6213-674-006-00	20 2		25 12	6215-526-001-10	18 19
6213-674-006-10	20 2A	6215-345-044-00	23 5	6215-531-006-10	18 35
6213-674-012-00	20 10		24 4	6215-541-001-00	18 20
6213-674-012-10	20 10A		25 2	6215-541-014-10	18 36
6213-711-003-20	15 26	6215-345-045-00	23 6	6215-541-016-10	18 25
6213-716-001-20	15 20		24 5	6215-541-016-20	18 25A
6213-716-001-30	15 20A		25 3	6215-541-016-30	18 25B
6213-716-001-40	15 20B	6215-345-046-00	23 7	6215-542-004-20	8 22
6213-721-003-00	15 21		24 6	6215-542-005-00	8 24
6213-721-007-00	4 23A		25 4	6215-542-006-00	18 22
6213-729-001-00	15 18	6215-345-047-00	23 8	6215-543-002-10	18 21
6213-729-013-00	15 18A		24 7	6215-546-003-00	8 18
6213-729-013-10	15 18B		25 5	6215-549-006-00	18 29
6213-743-002-10	15 22	6215-345-048-00	23 9	6215-549-007-00	18 39
	22 19		24 8	6215-549-007-10	18 39A
6214-110-003-00	3 1		25 6	6215-549-009-00	18 30
6214-115-003-10	3 2	6215-345-049-00	23 10	6215-549-010-00	18 31
	22 6		24 9	6215-549-012-00	18 43
6214-141-026-10	3 4		25 7	6215-549-013-00	4 31
6214-145-004-20	3 5	6215-345-050-00	23 11	6215-549-023-00	18 32
	22 7		24 10	6215-549-024-00	18 33
6215-300-005-00	17 1		25 8	6215-549-027-10	18 27

PART CODE	FIG. KEY	PART CODE	FIG. KEY	PART CODE	FIG. KEY
6215-549-028-00	18 26	6215-634-003-00	26 14	6281-129-043-00	27 16
6215-549-028-10	18 26A	6215-635-004-00	26 8	6281-129-044-00	27 18
6215-549-031-10	18 24	6215-635-005-00	26 49	6281-129-062-00	27 14A
6215-549-035-00	18 28	6215-637-004-00	26 48	6281-151-009-00	27 13
6215-600-078-00	18 1	6215-639-008-00	26 15	6281-151-015-00	27 13A
6215-611-008-00	26 1	6215-639-009-00	26 16	6281-200-008-10	20 1
6215-619-023-00	26 50	6215-641-002-00	26 3	6281-200-014-10	20 9
6215-619-024-00	26 52	6215-643-005-00	26 4	6281-213-006-00	28 7
6215-621-010-00	18 10	6215-644-006-00	26 6	6281-213-012-00	28 7A
6215-621-018-00	18 10A	6215-649-008-00	26 5	6281-213-014-00	29 7
6215-622-003-00	26 11	6215-649-009-00	26 7	6281-214-003-00	28 12
6215-629-017-00	26 12	6215-649-010-00	26 9	6281-214-004-00	28 13
6215-629-035-00	26 13	6215-649-011-00	26 10	6281-214-007-00	29 8
6215-629-036-00	26 25	6219-310-003-00	8 38	6281-214-008-00	29 9
6215-629-037-00	26 26	6219-310-003-10	8 38A	6281-215-001-00	28 17
6215-629-038-00	26 27	6219-732-005-00	21 4A		29 13
6215-629-039-00	26 28	6219-732-007-00	21 4	6281-216-001-00	28 18
6215-629-040-00	26 29	6219-732-009-00	21 4B		29 14
6215-629-041-00	26 30	6219-732-012-00	21 4C	6281-217-001-00	29 12
6215-629-042-00	26 31	6219-752-006-00	18 2	6281-221-001-00	28 4
6215-629-043-00	26 32	6219-752-007-00	18 3	6281-221-003-00	29 4
6215-629-044-00	26 33	6219-752-008-00	18 4	6281-221-005-00	29 4A
6215-629-045-00	26 34	6219-752-009-00	18 5	6281-222-004-00	28 1
6215-629-046-00	26 35	6219-752-010-00	18 6		29 1
6215-629-047-00	26 36	6281-100-002-10	20 7	6281-229-002-00	28 2
6215-629-048-00	26 37	6281-100-002-20	20 7A		29 2
6215-629-049-00	26 38	6281-100-002-30	20 7B	6281-229-003-00	28 3
6215-629-050-00	26 39	6281-111-005-00	27 1		29 3
6215-629-051-00	26 40	6281-115-008-00	27 10	6281-229-004-00	28 6
6215-629-052-00	26 41	6281-115-009-00	27 20		29 5
6215-629-053-00	26 42	6281-115-010-00	27 23	6281-229-005-00	28 5
6215-629-054-00	26 43	6281-115-016-00	27 20A		29 6A
6215-629-055-00	26 44	6281-116-004-00	27 11	6281-229-006-00	28 8
6215-629-056-00	26 45	6281-121-006-00	27 2	6281-229-007-00	28 9
6215-629-058-00	26 46	6281-123-005-00	27 8	6281-229-008-00	28 10
6215-629-059-00	26 47	6281-124-007-00	27 5	6281-229-009-00	28 11
6215-629-060-00	26 17	6281-124-007-10	27 5A	6281-229-011-00	28 15
6215-629-061-00	26 18	6281-129-003-00	27 19		29 11
6215-629-062-00	26 19	6281-129-005-00	27 14	6281-229-012-00	28 19
6215-629-063-00	26 20	6281-129-038-00	27 3		29 16
6215-629-064-00	26 21	6281-129-039-00	27 4	6281-229-013-00	28 20
6215-629-065-00	26 22	6281-129-040-00	27 7		29 17
6215-629-066-00	26 23	6281-129-041-00	27 9	6281-229-014-00	28 21
6215-629-067-00	26 24	6281-129-041-10	27 9A		29 18
6215-631-008-00	26 2	6281-129-042-00	27 15	6281-229-015-00	28 22

6005-097-120-10

PART CODE	FIG. KEY	PART CODE	FIG. KEY	PART CODE	FIG. KEY
6281-229-015-00	29 19	6901-910-612-00	4 27	6909-150-508-00	8 55
6281-229-016-00	28 23		6 4		8 59
	29 20		11 5		15 17
6281-229-017-00	28 24		18 16		18 9
	29 21		21 8	6909-164-508-00	10 23
6281-229-018-00	28 25	6901-910-616-00	8 40	6909-202-308-00	8 25
	29 22	6901-910-816-00	14 11	6909-571-414-00	6 3
6281-229-019-00	29 15	6901-910-820-00	8 12	6909-572-008-00	2 8
6281-229-029-00	28 14		15 23		22 5
6281-229-032-00	29 6		20 3	6909-830-212-00	1 13
6281-229-034-00	29 10	6901-910-825-00	3 3	6909-920-843-00	8 17
6281-229-041-00	27 22	6901-910-828-00	15 28		8 21
6281-271-002-00	28 26	6901-910-840-00	15 15		8 26
	29 23	6901-911-020-00	7 5	6909-950-115-00	12 4
6281-410-002-20	21 3		9 2	6911-129-081-00	4 3
6281-410-010-00	21 3A	6901-911-025-00	7 5A	6911-219-195-00	4 5
6281-420-001-00	21 5	6901-931-240-00	20 8	6912-333-036-10	13 6
6281-910-003-00	21 6	6902-050-816-00	8 44	6999-202-314-00	6 2
6281-920-001-00	21 9	6902-050-820-00	18 7		
6281-971-001-00	21 1	6904-110-822-00	4 21		
6281-971-001-10	21 1A		8 4		
6282-450-002-00	21 2		8 49		
6287-810-021-00	22 22	6904-110-840-00	4 19		
6287-810-021-10	22 22A	6904-110-850-00	8 6		
6287-810-022-10	22 1	6904-110-855-00	8 5		
6294-453-002-00	4 22A	6908-000-716-00	11 3		
6509-000-018-10	13 10		18 12		
6509-000-227-00	8 45	6908-000-750-00	13 4		
6509-030-037-00	3 6A	6908-150-614-00	13 7		
	8 13A	6908-160-612-00	4 18		
6509-360-912-10	19 2	6908-160-816-00	4 17		
6509-604-015-00	6 2A	6908-161-018-00	7 3		
6509-605-019-10	4 7		13 2		
6511-321-083-00	8 56	6909-110-406-00	8 37		
6512-211-018-00	12 3		18 40		
6513-671-138-00	16 5	6909-110-408-00	8 54		
6513-721-043-00	4 23		8 58		
6513-770-022-10	15 25	6909-110-410-00	20 6		
6581-117-007-00	27 12	6909-110-508-00	8 10		
6581-129-092-00	27 17		10 22		
6581-129-099-00	27 6		15 16		
6894-453-344-00	4 22		18 8		
6901-050-850-00	8 13	6909-111-508-00	27 21		
6901-055-855-00	10 21	6909-150-506-00	18 42		
6901-066-645-00	13 13	6909-150-508-00	8 11		

NUMERICAL INDEX

1636-097-100-10

PART CODE	FIG. KEY	PART CODE	FIG. KEY	PART CODE	FIG. KEY
J061-108-016-00	4 18	K216-012-000-00	50 24	V201-261-203-00	1 34
	4 26	K216-012-002-00	71 9		1 37
J061-114-024-00	28 19		72 9	V201-261-203-50	45 8
	50 22	K216-012-003-00	71 10	V201-261-603-00	31 13
J061-125-040-00	53 7		72 10	V201-360-802-50	12 3
J061-210-012-00	4 15	K216-012-004-00	71 17	V201-360-804-00	26 2
	4 17		72 17	V201-361-002-50	54 12
J061-210-015-00	1 22	K216-012-110-00	71 1	V201-361-202-50	46 35
J061-232-040-00	53 7A		72 1	V201-361-203-00	41 25
J061-238-046-00	1 10	K216-012-110-10	71 1A		42 2A
J061-242-050-00	1 13		72 1A		54 9
	1 9	K216-013-000-00	50 1	V201-361-204-00	42 4
	1 12	P103-521-006-10	41 11	V201-361-206-00	47 15
J061-252-063-00	3 11	P117-303-057-00	41 15	V201-361-403-50	45 15
J062-081-087-00	4 22A	P117-501-250-00	41 14	V203-261-002-00	2 9
J062-087-093-00	4 22B		52 4	V210-260-601-20	7 8
K135-002-009-00	53 20	P120-401-005-00	39 9		30 10
K135-012-000-00	53 13	V111-164-003-00	62 19	V210-360-602-00	64 12
K135-012-100-00	53 14	V111-166-004-50	61 6	V211-260-801-60	4 13
K135-017-006-00	53 15	V111-168-001-60	21 18A		20 12
K182-029-002-00	50 10	V112-165-001-20	74 41		21 20
K182-044-000-00	50 8	V120-366-001-60	4 24		35 29
K182-044-001-00	50 9		61 5		43 8
K185-031-001-00	70 2	V120-376-001-60	55 5		49 2
K185-031-002-00	70 3		57 6		57 9
K185-031-003-00	70 4		60 18		59 7A
K185-031-300-00	70 7	V120-376-002-00	55 3A		63 18
K185-031-302-00	70 8		55 6A		64 2
K185-031-303-00	70 9	V200-260-501-0B	5 4		64 10
K185-038-000-00	41 18	V200-260-604-00	53 28		64 17
K185-038-000-20	41 18A	V200-260-605-00	53 10		64 22
K185-038-001-00	70 1	V201-260-801-60	62 12		76 40
K185-038-001-20	70 1A	V201-260-802-00	58 3	V211-260-802-00	1 6
K185-038-002-00	70 6A	V201-260-802-50	1 40		1 30
K186-003-003-00	70 6	V201-260-803-00	13 15		2 19
K200-031-005-00	52 24		76 26		8 14
	72 8	V201-260-803-50	43 10A		8 19
K211-001-008-00	71 12	V201-260-804-00	26 4		20 4
	72 12		35 17		27 4
K211-008-010-00	71 11		51 16		50 16
K216-001-002-00	72 11	V201-260-806-50	4 10		63 16
	71 3	V201-260-808-00	2 15	V211-260-802-50	16 4
	72 3	V201-261-005-00	12 13		39 9A
K216-008-002-00	71 4		28 11		39 12
	72 4	V201-261-006-50	15 4		40 19A

1636-097-100-10

PART CODE	FIG. KEY	PART CODE	FIG. KEY	PART CODE	FIG. KEY
V211-260-803-00	43 10 52 6	V211-560-802-50	29 15 39 2	V304-260-008-00	35 18 39 10
V211-260-803-50	71 16 72 16	V211-561-002-00	63 10 21 23		40 5 40 14
V211-260-804-00	50 6		41 16		40 19
V211-260-805-50	9 8	V211-561-003-00	54 2 8 3		43 11 51 17
V211-261-002-00	14 16 53 5		11 5 14 3		53 23 63 13
V211-261-002-50	6 20		30 6		75 9
V211-270-802-00	59 10				
V211-360-801-60	2 12 8 22 14 9 27 16 55 2	V211-661-003-00 V211-661-003-50 V220-540-601-60 V220-540-803-50 V251-260-802-0C	31 2 21 3 74 51 74 49 14 10	V304-260-010-00	76 27 7 6 12 14 26 10 26 27
V211-360-802-00	57 2 57 23 59 7 1 29 1 33	V251-260-802-0D V251-341-002-50 V251-341-003-0C V251-341-003-0D V251-341-003-00	14 10A 8 2 21 8 21 8A 14 4	V304-260-012-00 V304-260-014-00 V304-260-016-00 V304-460-010-00	30 7 45 9 26 37 41 23 8 5
	20 12A 21 18 26 17 50 18 55 2A	V251-341-202-50 V251-441-202-80 V251-441-403-50 V271-160-602-50	21 7 21 9 46 3 45 17 3 6	V304-460-012-00 V304-460-014-00	14 6 46 6 47 18 54 10 45 18
V211-360-802-50	57 3 58 2 58 9 63 26 2 19A	V273-360-802-00 V301-260-006-00 V304-260-008-00	1 7 1 42 3 13 6 8 1 41	V305-260-008-00 V305-260-010-00 V327-262-110-00 V328-262-112-00	59 16 59 19 38 4 41 32 47 11
	25 32 28 4 29 7 54 3 57 3A		2 18 2 22 5 14 6 17 12 7	V341-120-008-00 V360-260-006-00	25 37 57 13 62 10 62 31 62 33
V211-360-803-00	10 5 19 5		13 8 13 16	V361-260-006-00	64 13 62 29
V211-360-804-50	19 6		14 13	V362-260-008-00	43 11A
V211-360-805-00	1 21		24 10	V363-260-008-00	6 7
V211-361-002-00	6 13		25 5		51 2
V211-361-003-00	53 9 28 14 46 34		25 30 25 36 26 5		52 2 52 20 58 4
V211-370-802-00	59 10A 76 41		26 40 35 6		59 2 61 13

PART CODE	FIG. KEY	PART CODE	FIG. KEY	PART CODE	FIG. KEY
V363-260-008-00	62 11 62 13	V411-260-006-00	13 4 58 6	V411-260-010-00 V411-260-012-00	76 29 25 17
V401-160-004-00	62 20		61 8		25 20
V401-160-006-00	3 14 53 11	V411-260-008-00	1 23 2 16		25 24 26 14
	53 29 61 7		2 20 5 13		26 20 26 28
V401-160-008-00	2 17 2 21 4 11		12 10 13 11 14 11		27 13 51 8 51 13
	6 18 14 12 26 3 39 11 40 6		17 6 20 7 24 13 25 8 25 28	V411-260-014-00 V411-260-016-00	56 8 25 14 26 36 41 28 49 7
	40 15 40 20 53 21 53 25 75 8		25 35 26 23 26 41 26 44 27 6	V411-260-018-00 V411-260-020-00 V500-162-001-50	24 5 57 19 35 13 35 26 36 6
V401-160-010-00	76 30 2 11 8 4 14 5 15 5		33 4 35 9 35 19 36 5 40 21	V500-162-002-00 V500-162-501-50 V500-163-002-00	38 6 58 7 17 7 7 11 12 11
	26 9 28 12 30 8 54 13 1 35		43 12 51 4 53 24 63 19 64 3		13 12 20 8 20 16 24 14 25 9
V401-160-012-00	1 38 41 26 41 33 42 3A 42 5	V411-260-010-00	64 11 64 18 64 23 76 28 2 10		25 15 25 18 25 21 25 25 26 21
	46 5 46 36 47 10 47 17 54 11		7 5 15 6 20 15 21 24 26 30		26 24 26 29 26 42 26 45 27 7
V401-160-014-00	45 16		28 13		27 14
V401-160-016-00	31 14		38 5		33 5
V411-260-004-00	62 21		54 14		35 10
V411-260-006-00	6 9 7 10		57 18 74 42		35 20 47 12

1636-097-100-10

PART CODE	FIG. KEY	PART CODE	FIG. KEY	PART CODE	FIG. KEY
V500-163-002-00	51 5	V600-110-691-10	46 14	V707-140-080-00	31 10
V500-163-002-50	56 7	V653-420-261-60	29 5	V710-140-010-00	76 33
V500-163-003-00	41 29	V680-200-001-90	34 4	V720-101-900-60	71 5
	41 34		34 9		72 5
	49 8	V682-200-000-60	71 2	V720-102-401-00	4 4
V500-164-003-00	35 14		72 2		23 2
V523-100-801-60	29 14	V682-200-001-00	17 4	V720-102-401-20	39 6
V523-101-002-40	9 9		23 5		40 13
	10 6	V704-140-010-00	24 3		71 6
	15 3	V704-140-012-00	26 15		71 13
	19 4		51 9		72 6
	21 2		51 14		72 13
	30 5	V704-140-015-00	71 7		74 11
	31 3		72 7	V720-102-401-40	14 15
	46 4	V704-140-016-00	40 3		24 4
V530-160-803-20	46 33	V704-140-018-00	24 6		39 6A
	35 25	V704-140-019-00	39 3		74 8
	35 32		43 2	V720-102-401-80	28 2
V580-140-402-00	76 35	V704-140-020-00	16 7		32 6
V580-140-402-50	76 32		49 3		34 12
V580-140-501-60	30 11		74 39	V720-102-402-00	8 21
V580-140-502-50	44 14	V704-140-022-00	32 5		28 10
	56 3		33 2		53 12
V580-140-602-50	5 18		35 2	V720-102-402-20	53 30
V580-140-602-80	15 9	V704-140-030-00	18 2	V720-103-502-40	20 2
V600-110-600-40	16 8		22 11		28 16
	16 13		29 24	V720-103-503-40	43 7
	18 8	V704-140-035-00	15 11	V720-103-503-80	45 12
	18 13		31 6	V720-103-504-40	4 8
V600-110-600-60	16 2	V705-140-035-00	74 54		4 8A
V600-110-601-00	29 16	V705-140-042-00	18 9		15 2
	44 17	V705-140-052-00	44 8	V720-111-900-60	53 19
V600-110-601-10	44 16		46 20	V720-112-401-10	74 14
V600-110-620-40	16 9		74 40	V720-112-401-40	41 12
V600-110-620-60	22 7	V706-140-040-00	44 19		41 15A
	29 23	V706-140-045-00	46 15		52 5
	46 29	V706-140-055-00	44 18		74 15
V600-110-620-70	31 7	V707-140-062-00	21 5		75 10
	46 30		29 25	V720-112-401-80	74 12
V600-110-620-80	22 3	V707-140-068-00	46 16	V720-112-402-20	53 18
	31 9	V707-140-072-00	21 6	V720-113-502-90	70 10
V600-110-630-40	22 6		46 9	V721-103-103-50	53 2
V600-110-630-50	22 2	V707-140-080-00	21 4	V721-103-105-50	71 15
V600-110-630-60	46 8		29 20		72 15
V600-110-690-90	46 13		30 3		74 7

PART CODE	FIG. KEY	PART CODE	FIG. KEY	PART CODE	FIG. KEY
V721-103-106-00	8 18	1386-241-002-00	48 5	1427-111-229-00	3 9
V721-103-107-00	45 4	1404-503-006-00	53 26		11 3
V721-103-110-00	46 2	1407-406-002-00	38 2	1427-120-002-00	8 9
V721-113-105-00	53 17	1407-406-004-00	38 3		21 13
V723-102-003-40	43 5	1414-312-002-00	20 5A		46 22
V723-102-005-30	74 5		20 9	1427-307-004-00	31 12
V723-102-005-50	74 6		27 9	1427-312-230-00	12 4
V723-102-006-00	74 4		36 8	1427-431-003-00	47 16
V723-111-501-20	70 5	1415-102-007-00	4 3	1427-432-016-00	44 7
V724-126-905-50	50 12	1415-102-008-00	4 5	1427-621-012-00	60 19
V730-101-601-20	74 13	1415-102-009-00	4 6	1427-934-013-00	68 6
V730-101-801-40	74 9	1415-102-011-00	4 9	1427-941-016-00	67 6
V730-106-505-50	50 13	1415-120-006-00	25 22A	1429-406-205-00	40 10A
V744-114-280-70	53 16	1415-312-500-00	12 5	1432-406-007-00	40 10
V744-120-350-70	10 9		13 6	1432-616-003-10	54 5
V744-120-350-80	10 3		24 8		57 14
	16 6		25 3	1435-120-002-20	16 10
V744-130-500-80	9 2		35 4	1435-201-012-10	50 20
V760-150-000-00	13 3	1415-312-600-00	12 6	1440-602-003-00	54 4
V761-150-000-00	45 14		13 7	1444-102-202-00	4 2
V780-140-000-10	72 8A		24 9	1444-102-204-00	4 7
V780-140-000-4T	71 8		25 4	1444-307-007-00	52 10
	71 14		35 5	1444-314-004-10	31 5
	72 14	1416-112-002-00	6 3	1444-314-009-10	21 17
V780-140-000-6T	71 18	1416-621-037-00	5 3	1444-410-002-10	43 9
V781-160-000-4B	30 4	1421-101-313-00	1 4	1444-411-006-00	29 9
	46 21	1421-134-019-00	22 4	1444-411-012-00	44 5
V781-160-000-8B	21 14		43 3	1444-411-013-00	44 6
V793-155-650-90	50 11	1421-201-002-00	21 10	1444-503-006-00	21 15
V999-200-003-00	37 4	1421-201-003-00	46 19	1444-601-009-00	59 15
	48 4	1421-400-052-00	38 1	1444-601-015-00	60 6
W201-260-805-00	5 12	1421-403-001-00	47 8	1444-621-311-00	60 15
1105-106-001-00	40 7	1421-403-002-00	47 9	1444-621-312-00	60 16
1301-411-005-00	25 29	1421-433-004-00	11 4	1480-122-001-10	12 2
1302-225-003-00	17 3		14 2	1480-312-230-10	24 7
	23 4	1424-101-203-00	1 18		35 3
1305-241-001-00	57 21	1424-101-204-00	1 19	1480-434-011-10	46 28
1342-402-006-00	39 8	1425-621-004-00	1 16	1480-504-007-00	52 18
	52 8		1 32	1507-304-002-00	16 15
	61 10		62 26	1518-306-203-00	45 3
	62 8A	1426-406-203-00	40 9	1518-432-250-00	45 2
	62 27A	1426-621-018-00	35 15	1518-603-001-00	40 18
1374-401-001-00	20 9A		35 24	1518-621-007-00	21 16A
1379-301-002-00	8 10		36 3	1518-621-470-00	62 18
1386-241-002-00	37 5	1426-621-038-00	59 5	1524-122-001-00	13 2

1636-097-100-10

PART CODE	FIG. KEY	PART CODE	FIG. KEY	PART CODE	FIG. KEY
1524-122-001-00	36 2	1560-104-010-40	1 17	1593-117-003-10	7 4
1524-611-210-00	59 11	1560-105-004-00	2 5	1593-606-006-10	35 11
1524-611-220-00	59 13	1560-105-251-00	2 14	1593-611-001-00	59 18A
1524-611-230-20	76 9	1560-105-252-00	2 7	1593-611-058-00	59 17
1524-611-231-00	76 10	1560-105-260-00	2 6	1593-616-004-20	57 16
1524-611-232-00	76 11	1560-132-007-30	12 8	1593-621-250-10	60 13
1524-611-233-10	76 12		13 9	1593-621-252-00	60 14
1524-611-234-10	76 13		24 11	1593-621-510-30	60 9
1524-611-235-00	76 14		25 6	1593-622-240-00	60 2
1524-611-236-00	76 15		35 7	1593-622-250-00	60 1
1524-611-237-00	76 16	1560-208-018-40	22 10	1593-622-270-00	60 11
1524-611-238-00	76 17		29 3	1593-623-203-00	62 5
1524-611-239-00	76 18	1560-214-003-00	9 6	1593-623-503-00	62 6
1524-611-241-00	76 19	1560-230-002-00	14 8	1593-901-015-00	65 12
1524-611-242-10	76 20	1560-410-003-00	42 2		66 15
1524-611-243-00	76 21	1560-410-005-00	42 3		67 15
1524-611-244-00	76 22	1560-515-004-40	53 22		68 15
1524-611-245-00	76 23	1560-515-272-00	28 9		69 15
1524-611-246-00	76 24	1560-611-203-00	76 38	1594-105-001-00	2 4
1524-611-247-00	76 25	1560-611-204-00	76 39		2 8
1524-611-248-10	76 31	1560-630-021-50	57 4	1594-221-001-00	46 11
1524-611-249-00	76 34	1560-664-250-00	62 14		46 25
1524-611-261-00	76 36		62 14B	1594-515-200-20	28 7A
1524-611-262-00	76 37	1560-664-252-00	62 15	1596-105-001-00	2 2
1527-604-002-00	57 25	1560-664-253-00	62 16	1600-112-231-00	6 11
1544-104-204-00	3 7	1560-666-212-00	62 2		6 15
1544-104-205-00	3 2		62 25	1600-112-232-00	6 12
1544-120-008-10	8 7	1560-695-015-00	62 9A		6 16
1544-120-009-00	8 8	1564-201-003-00	21 10A	1600-211-052-00	10 8
	21 26	1564-263-006-00	10 2	1600-505-007-00	7 3
1544-123-005-00	58 5	1564-530-011-00	26 31	1600-902-023-00	66 6
1544-219-005-00	24 17	1564-654-213-00	60 3	1602-310-202-00	34 5A
	25 12	1564-664-003-00	5 5		34 10A
	51 10	1568-701-001-00	11 2	1603-508-001-00	53 6
1544-304-007-00	29 13	1575-306-004-00	21 25	1608-207-014-00	27 17
1544-307-004-00	31 11	1575-623-009-00	62 3		35 30
1544-310-284-00	34 5	1575-623-010-00	62 4	1608-207-224-00	51 3
	34 10	1581-433-013-00	40 4	1608-904-001-10	66 4
1548-503-005-00	28 6	1581-740-116-00	55 3	1608-905-001-10	68 4
1550-112-002-00	6 14		55 6	1608-906-001-10	67 4
1550-403-210-00	47 2	1588-105-210-00	4 23	1614-102-003-00	1 14
1550-403-220-00	47 5	1588-112-002-10	6 10	1614-104-001-00	3 8
1550-531-302-00	20 3	1588-117-001-00	25 22	1614-105-004-00	4 19
1560-103-202-50	3 3A	1588-515-360-00	25 2	1614-105-005-00	4 20
1560-103-261-00	3 4	1593-105-002-30	4 25	1614-105-200-00	4 1

PART CODE	FIG. KEY	PART CODE	FIG. KEY	PART CODE	FIG. KEY
1614-111-002-10	5 17	1614-304-003-00	29 10	1614-434-012-00	46 32
1614-111-004-00	5 16	1614-304-005-10	29 12	1614-434-013-00	46 31
1614-111-004-10	5 16A	1614-304-006-00	29 17	1614-435-001-00	46 37
1614-112-003-00	6 4	1614-304-007-00	29 18	1614-435-002-00	46 38
1614-120-001-00	8 1	1614-304-008-00	29 19	1614-436-202-00	47 3
1614-120-001-10	8 1A	1614-304-014-00	29 11		47 6
1614-120-002-00	8 15	1614-306-007-00	30 9	1614-436-203-00	47 4
1614-120-003-00	8 16	1614-307-001-00	31 1		47 7
1614-120-004-00	8 17	1614-308-001-00	32 1	1614-508-200-00	53 1
1614-203-014-00	19 2	1614-308-002-00	32 3	1614-680-250-00	62 14A
1614-216-003-00	13 14	1614-308-003-00	32 2	1614-906-003-00	65 6
	24 2	1614-308-004-00	32 4	1615-307-001-00	31 4
1614-216-200-00	17 5	1614-308-004-10	32 4A	1616-104-203-00	3 5
1614-222-007-00	18 14	1614-310-201-00	34 1	1617-104-200-00	3 1A
1614-223-003-00	18 12	1614-310-201-10	34 1A	1617-120-210-00	8 12
1614-223-210-00	18 10	1614-310-202-00	34 2	1617-120-220-00	8 13
1614-223-211-00	73 1		34 7	1617-221-001-10	18 1
1614-223-212-00	73 2	1614-310-202-10	34 2A	1617-223-002-00	18 4
1614-223-213-00	73 3		34 7A	1617-241-003-00	21 11
1614-223-214-00	73 4	1614-310-203-00	34 3	1617-244-004-00	9 3
1614-223-215-00	73 5		34 8	1617-301-002-00	29 4
1614-223-216-00	73 6	1614-310-211-00	34 6	1620-111-004-00	5 6
1614-223-217-10	73 7	1614-310-211-10	34 6A	1620-126-002-00	9 5
1614-223-218-00	73 8	1614-310-220-00	34 11	1620-127-052-00	10 4
1614-223-219-10	73 9	1614-310-220-10	34 11A	1620-128-002-00	10 7
1614-223-221-00	18 6	1614-431-210-00	43 4	1620-201-051-00	14 1
1614-223-222-10	73 10	1614-432-001-00	44 4	1620-202-501-00	74 21
1614-223-223-00	73 11	1614-432-002-00	44 9	1620-202-502-00	74 22
1614-223-225-00	73 12	1614-432-003-00	44 10	1620-202-503-00	74 23
1614-223-226-10	73 13	1614-432-004-00	44 11	1620-202-504-00	74 24
1614-223-230-00	18 11	1614-432-005-00	44 12	1620-202-505-00	74 25
1614-241-001-10	21 1	1614-432-006-00	44 13	1620-202-506-10	74 26
1614-241-001-20	21 1A	1614-432-007-00	44 3	1620-202-507-00	74 27
1614-241-001-40	21 1B	1614-432-200-00	44 1	1620-202-508-00	74 28
1614-241-003-00	21 19	1614-432-210-10	44 2	1620-202-509-00	74 29
1614-241-004-00	21 12	1614-433-002-00	45 7	1620-202-511-00	74 30
1614-244-002-00	22 8		45 13	1620-202-512-00	74 31
1614-244-005-00	22 9	1614-433-200-00	45 5	1620-202-513-00	74 32
1614-245-002-00	23 3	1614-433-202-00	45 6	1620-202-515-00	74 33
1614-245-003-00	23 8	1614-433-212-00	45 11	1620-202-516-00	74 34
1614-245-200-00	23 6	1614-434-004-00	46 12	1620-202-517-00	74 35
1614-245-200-10	23 6A	1614-434-007-00	46 23	1620-202-518-00	74 36
1614-245-200-20	23 6B	1614-434-008-10	46 24	1620-202-519-00	74 37
1614-304-001-00	29 6	1614-434-009-00	46 26	1620-202-521-00	74 1
1614-304-002-10	29 8	1614-434-011-10	46 27	1620-202-522-00	74 2

1636-097-100-10

PART CODE	FIG. KEY	PART CODE	FIG. KEY	PART CODE	FIG. KEY
1620-202-523-00	74 3	1636-102-310-10	1 24A	1636-208-003-00	16 17
1620-202-524-00	74 38	1636-102-330-00	1 39	1636-208-004-00	16 14
1620-202-525-00	74 43	1636-103-003-00	2 3	1636-208-005-00	16 16
1620-202-526-00	74 44	1636-103-220-10	2 13	1636-208-006-00	16 12
1620-202-527-00	74 45	1636-103-240-00	2 1	1636-221-001-00	18 3
1620-202-528-00	74 10	1636-104-002-00	3 10	1636-221-200-00	18 5
1620-202-529-00	74 46	1636-104-200-00	3 1	1636-223-001-00	19 3
1620-202-531-00	74 47	1636-104-202-00	3 3	1636-225-001-00	20 6A
1620-202-532-00	74 48	1636-104-210-20	3 12	1636-225-005-00	20 11
1620-202-533-00	74 50	1636-105-210-00	4 12	1636-225-210-10	20 1
1620-202-534-00	74 52	1636-111-009-10	5 9	1636-225-210-20	20 1A
1620-202-535-00	74 53	1636-111-010-00	5 18A	1636-225-220-00	20 6
1620-202-536-00	74 55	1636-111-210-10	5 1	1636-225-230-00	20 11A
1620-202-537-00	74 56	1636-111-230-00	5 10	1636-225-240-00	20 13
1620-202-560-00	74 18	1636-111-240-00	5 11	1636-225-250-00	20 17
1620-202-570-00	74 19	1636-112-006-00	6 6	1636-241-003-00	21 16
1620-202-580-00	74 20	1636-112-200-00	6 1	1636-241-005-00	21 22
1620-203-051-00	16 1	1636-112-202-00	6 2	1636-241-210-10	21 21
1620-203-052-00	16 3	1636-112-210-10	6 19	1636-243-001-00	22 1
1620-216-052-00	17 1	1636-112-220-00	6 4A	1636-244-001-00	22 12
1620-216-052-10	17 1A	1636-112-230-00	6 5	1636-244-002-00	22 5
1620-216-053-00	17 2	1636-117-001-10	7 7	1636-245-001-00	23 1
1620-216-053-10	17 2A	1636-117-001-20	7 7A	1636-262-200-00	24 15
1620-221-051-00	19 1	1636-117-200-00	7 9	1636-262-200-10	24 15A
1620-273-051-00	28 3	1636-117-210-10	7 1	1636-262-200-20	24 15B
1620-301-500-00	29 1	1636-120-002-00	8 11	1636-262-300-00	24 1
1620-431-200-00	43 6	1636-120-210-00	8 20	1636-262-300-10	24 1A
1620-434-001-00	46 17	1636-125-001-00	9 1	1636-264-002-10	25 13
1620-434-002-00	46 18	1636-126-001-00	9 7	1636-264-003-00	25 16
1631-105-001-00	4 14	1636-127-001-00	10 1	1636-264-004-00	25 27
1636-102-005-10	1 15	1636-130-210-10	11 1	1636-264-005-00	25 31
1636-102-007-00	1 5	1636-133-210-00	12 1	1636-264-009-00	25 34
	1 25	1636-135-220-20	13 1	1636-264-200-10	25 10
1636-102-008-00	1 27	1636-135-260-00	13 5	1636-264-200-20	25 10A
1636-102-009-00	1 28	1636-135-300-00	13 13	1636-264-200-30	25 10B
1636-102-011-00	1 26	1636-201-001-00	14 14	1636-264-210-10	25 1
1636-102-012-00	1 20	1636-201-210-10	14 7	1636-264-250-10	25 19
1636-102-021-00	1 8	1636-202-001-00	15 7	1636-264-260-00	25 23
1636-102-022-00	1 11	1636-202-002-10	15 8	1636-264-270-10	25 33
1636-102-200-10	1 1	1636-202-200-10	15 1	1636-264-280-00	25 26
1636-102-202-10	1 2	1636-202-201-00	74 16	1636-271-001-00	26 22
1636-102-203-00	1 3	1636-202-202-00	74 17	1636-271-003-00	26 39
1636-102-240-10	1 31	1636-202-210-00	15 12	1636-271-004-00	26 43
1636-102-250-00	1 36	1636-208-001-00	16 5	1636-271-006-00	26 34
1636-102-310-00	1 24	1636-208-002-10	16 11	1636-271-210-00	26 1

PART CODE	FIG. KEY	PART CODE	FIG. KEY	PART CODE	FIG. KEY
1636-271-220-00	26 16	1636-313-210-20	36 1	1636-436-001-10	47 1
1636-271-260-00	26 32	1636-313-210-30	36 1A	1636-436-002-00	47 13
1636-271-280-00	26 11	1636-314-220-10	36 4	1636-436-003-00	47 14
1636-271-290-00	26 18	1636-317-200-00	37 1	1636-437-200-00	48 1
1636-271-290-10	26 18A	1636-317-201-00	37 3	1636-437-201-00	48 3
1636-271-300-00	26 25	1636-317-210-00	37 2	1636-437-210-00	48 2
1636-271-300-10	26 25A	1636-402-001-10	39 5	1636-501-001-10	49 6
1636-271-350-00	26 6	1636-402-003-00	39 10A	1636-501-220-10	49 1
1636-271-351-00	26 7	1636-402-004-00	39 11A	1636-501-230-10	49 4
1636-272-003-00	27 5	1636-402-005-00	39 12A	1636-501-231-00	49 5
1636-272-003-10	27 5A	1636-402-006-00	39 13	1636-501-240-20	49 9
1636-272-004-10	27 12	1636-402-210-10	39 1	1636-503-002-20	50 19
1636-272-220-00	27 1	1636-402-240-10	39 7	1636-503-210-00	50 17
1636-272-220-10	27 1A	1636-402-240-20	39 7A	1636-503-270-00	50 15
1636-272-230-10	27 8	1636-402-250-20	40 17	1636-504-005-10	51 11
1636-272-240-10	27 10	1636-403-210-00	40 1	1636-504-006-10	51 12
1636-272-250-10	27 11	1636-403-230-20	40 16	1636-504-200-10	51 6
1636-272-260-10	27 15	1636-403-230-30	40 16A	1636-504-200-20	51 6A
1636-272-270-00	27 2	1636-403-240-40	40 8	1636-504-210-10	51 1
1636-272-271-00	27 3	1636-403-240-50	40 8A	1636-505-004-00	52 7
	54 8	1636-407-001-00	41 20	1636-505-005-00	52 11
1636-273-001-00	28 17	1636-407-002-00	41 22	1636-505-006-00	52 12
1636-273-002-00	28 5	1636-407-003-00	41 30	1636-505-007-00	52 18A
1636-273-210-10	28 1	1636-407-003-10	41 30A	1636-505-200-00	52 3
1636-273-220-10	28 15	1636-407-004-00	41 10	1636-505-202-00	52 15
1636-273-230-00	28 7	1636-407-200-00	41 1		75 11
1636-273-231-00	28 8	1636-407-210-10	41 24	1636-505-203-00	52 13
1636-304-002-00	29 21	1636-407-210-20	41 24A		52 16
1636-304-003-00	29 22	1636-407-400-00	41 2		75 12
1636-306-001-10	30 1	1636-407-401-00	41 5	1636-505-204-00	52 14
1636-306-002-10	30 2	1636-407-402-00	41 6		52 17
1636-306-002-20	30 2A	1636-407-410-00	41 3		75 13
1636-307-002-00	31 8	1636-407-420-00	41 4	1636-505-210-00	52 1
1636-309-210-10	33 1	1636-407-420-10	41 4A	1636-505-220-00	52 9
1636-309-220-00	33 3	1636-407-500-00	41 7	1636-505-251-00	75 1
1636-312-001-00	35 22	1636-407-510-00	41 8	1636-505-252-00	75 2
1636-312-210-00	35 1	1636-407-520-00	41 9	1636-505-253-00	75 3
1636-312-230-10	35 12	1636-410-210-10	42 1	1636-505-260-00	75 4
1636-312-240-10	35 23	1636-431-001-00	43 1	1636-505-270-00	75 5
1636-312-250-00	35 28	1636-433-002-00	45 1	1636-505-280-00	75 6
1636-312-250-10	35 28A	1636-433-002-10	45 1A	1636-505-290-00	75 7
1636-312-260-10	35 21	1636-433-220-00	45 10	1636-505-500-10	52 21
1636-312-270-10	35 31	1636-434-002-00	46 7	1636-508-001-00	53 3
1636-312-280-00	35 16	1636-434-003-00	46 10	1636-508-002-00	53 31
1636-312-290-00	35 27	1636-434-004-20	46 1	1636-508-210-00	53 8

1636-097-100-10

PART CODE	FIG. KEY	PART CODE	FIG. KEY	PART CODE	FIG. KEY
1636-601-310-20	54 1	1636-622-002-00	61 1	1636-901-002-00	65 2
1636-601-310-30	54 1A	1636-622-003-00	52 19	1636-901-003-00	65 3
1636-602-200-10	54 6		61 12	1636-901-004-00	65 4
1636-602-200-20	54 6A	1636-622-004-00	61 4	1636-901-005-00	65 10
1636-602-200-30	54 6B	1636-622-210-00	61 9	1636-901-006-00	65 11
1636-602-201-00	54 7	1636-622-400-00	61 3	1636-901-009-00	65 8
1636-603-210-40	55 1	1636-623-200-10	62 1	1636-901-011-00	65 13
1636-603-210-50	55 1A	1636-623-200-20	62 1A	1636-901-012-00	65 14
1636-603-220-30	55 4	1636-623-300-10	62 23	1636-901-015-00	65 16
1636-605-210-10	56 1	1636-623-300-20	62 23A	1636-901-016-00	65 17
1636-605-220-10	56 2	1636-630-001-00	63 4	1636-901-017-00	65 18
1636-611-001-00	57 20	1636-630-003-00	63 5	1636-901-018-00	65 19
1636-611-002-20	57 24	1636-630-005-00	63 22	1636-901-021-00	65 21
1636-611-003-00	57 5	1636-630-006-00	63 7	1636-901-022-00	65 22
1636-611-004-10	57 12	1636-630-007-00	63 8	1636-902-001-00	52 26
1636-611-005-10	57 11	1636-630-009-00	63 6		65 23
1636-611-008-00	57 26	1636-630-014-00	63 17	1636-905-001-00	66 1
1636-611-009-00	52 25	1636-630-015-00	63 12	1636-905-002-00	66 3A
1636-611-011-00	57 25A	1636-630-016-00	63 14	1636-905-006-00	66 2
1636-611-230-10	57 1	1636-630-230-10	63 1	1636-905-011-00	66 8
1636-611-230-20	57 1A	1636-630-310-00	63 15	1636-905-013-00	66 4A
1636-611-250-00	57 7	1636-630-320-00	63 11	1636-905-023-00	66 9
1636-611-260-00	57 8	1636-630-330-10	63 9	1636-906-001-00	67 1
1636-611-270-10	57 10	1636-630-450-10	63 21	1636-906-004-00	67 2
1636-611-280-00	57 15	1636-631-001-00	64 14	1636-906-011-00	67 8
1636-612-210-20	58 1	1636-631-003-00	64 6	1636-906-012-00	67 3A
1636-612-220-20	58 8		64 15	1636-906-013-00	67 4A
1636-613-001-00	59 8	1636-631-006-00	64 19	1636-906-023-00	67 9
1636-613-002-00	59 9	1636-631-007-00	63 20	1636-907-001-00	68 1
1636-613-003-00	59 3		64 20	1636-907-002-00	68 3A
1636-613-004-00	59 4	1636-631-008-00	64 24	1636-907-003-00	68 4A
1636-613-006-00	59 12	1636-631-009-00	63 27	1636-907-004-00	68 2
1636-613-007-00	59 14		64 7	1636-907-011-00	68 8
1636-613-200-00	59 1	1636-631-011-00	64 16	1636-907-023-00	68 9
1636-613-201-00	76 1	1636-631-012-00	64 21	1636-908-001-00	69 1
1636-613-202-00	76 2	1636-631-013-00	64 4	1636-908-002-00	69 3
1636-613-203-00	76 3	1636-631-014-00	64 5	1636-908-002-10	69 3A
1636-613-204-00	76 4	1636-631-015-00	64 9	1636-908-003-00	69 4
1636-613-205-00	76 5	1636-631-015-10	64 9A	1636-908-003-10	69 4A
1636-613-206-00	76 6	1636-631-210-10	64 1	1636-908-004-00	69 5
1636-613-207-00	76 7	1636-631-210-20	64 1A	1636-908-005-00	69 6
1636-613-208-00	76 8	1636-631-220-00	64 8	1636-908-006-00	69 10
1636-613-210-10	59 6	1636-631-220-10	64 8A	1636-908-007-00	69 11
1636-621-001-00	60 8	1636-631-250-00	64 21A	1636-908-008-00	69 12
1636-621-200-00	60 7	1636-901-001-00	65 1	1636-908-009-00	69 2

PART CODE	FIG. KEY		PART CODE	FIG. KEY		PART CODE	FIG. KEY	
1636-908-010-00	69	7	2111-201-003-00	4	22	3643-420-004-00	24	16
1636-908-011-00	69	8	2130-713-002-10	39	14		25	11
1636-908-023-00	69	9	2139-505-002-00	63	23	3650-212-001-00	26	35
1640-111-200-00	5	7	2142-420-007-00	50	4	3650-220-005-00	49	10
1640-111-202-00	5	8		52	22	3650-270-214-00	60	10
1640-902-006-00	65	11A	2142-421-001-20	53	32	3650-354-001-10	50	21
	66	14	2157-301-003-00	5	15	3650-354-004-00	26	8
	67	14	2500-623-220-00	62	17	3650-375-200-00	41	17
	68	14		62	30	3650-432-012-00	41	21
	69	14	2500-901-027-00	65	9	3650-741-002-00	56	5
1640-903-001-00	67	3		66	13	3650-837-240-00	50	7
1640-903-004-00	68	3		67	13	3651-832-009-00	10	2A
1640-903-006-00	68	12		68	13	3652-261-202-00	62	24
1640-903-006-10	68	12A		69	13	3652-355-001-10	28	18
1640-903-009-00	68	11	2502-221-236-00	23	7	3652-376-001-00	41	27
1640-903-013-00	68	10	2502-601-003-00	63	2	3656-115-002-00	26	12
1640-903-013-10	68	10A	2502-601-005-00	63	3		26	19
1640-903-015-00	68	8A	2502-901-004-20	65	5		26	26
1640-903-015-10	68	8B	2502-905-002-00	66	5		51	7
1640-903-015-20	68	8C	2502-906-002-00	67	5	3656-271-001-00	62	22
1640-903-016-00	68	7	2502-907-002-00	68	5	3656-271-290-10	62	32
1640-903-016-10	68	7A	2504-902-002-00	65	7	3656-565-006-00	36	3A
1640-903-024-00	66	3	3104-305-001-00	4	16	3659-170-003-00	53	4
1640-903-026-00	66	12		4	25A	3666-407-003-00	40	11
1640-903-029-00	66	11	3600-201-013-00	20	5	3667-105-001-00	9	4
1640-903-033-00	66	10		20	14		18	7
1640-903-035-00	66	8A		36	7	3670-113-230-00	53	27
1640-903-036-00	66	7		40	2	3673-701-006-00	9	6A
1640-904-006-00	67	12	3600-211-002-00	51	15	3676-310-210-00	5	2
1640-904-009-10	67	11	3600-462-003-00	12	9	3676-832-011-00	20	10
1640-904-013-00	67	10		13	10	3737-172-010-00	62	8
1640-904-016-00	67	7		24	12		62	27
1640-904-019-00	67	8A		25	7	3737-172-011-00	62	7
1640-905-035-00	69	8A		35	8	3741-112-005-00	12	12
1650-135-002-00	40	7A	3610-440-018-00	40	12		26	13
1650-209-005-00	9	6B	3610-631-002-00	57	22		33	6
1650-432-001-00	44	3A	3614-261-002-00	60	17	3746-172-013-00	60	4
1650-658-270-00	62	17A	3623-820-013-00	25	38		61	11
	62	30A	3626-370-005-00	50	2		62	9
1672-301-002-00	29	13A	3631-270-003-00	60	12		62	28
1673-431-001-10	22	4A	3631-350-201-10	50	3	3747-155-013-00	26	33
	43	3A	3631-353-008-10	41	13	3752-152-007-00	39	4
1675-203-003-00	16	10A	3632-360-036-00	4	21	3761-242-017-00	26	38
1689-903-005-00	65	22A	3640-108-002-10	50	23		56	6
2111-101-011-00	8	23	3640-711-001-00	59	18	3768-185-015-20	50	5

1636-097-100-10

PART CODE	FIG. KEY	PART CODE	FIG. KEY	PART CODE	FIG. KEY
3768-185-015-20	52 23				
3768-185-022-10	41 19				
	50 14				
4106-105-303-00	7 2				
4130-705-002-00	63 25				
4301-210-002-00	60 5				
4335-512-004-00	63 24				
6283-130-002-00	61 2				
7932-201-002-00	29 2				
7955-201-026-00	8 6				
8595-901-006-00	65 20				
8595-901-007-00	65 15				
8654-202-016-00	15 10				
8654-501-006-10	57 17				
8654-510-012-10	41 31				

www.emc-motoculture.com



**Yvan Béal - 21, av. de l'Agriculture - B.P. 16
Z.I. du Brézet - 63014 Clermont-Ferrand Cedex 2
Tél : 04 73 91 93 51 - Télécopie : 04 73 90 23 11
www.yvanbeal.fr - E-mail : info@yvanbeal.fr
R.C.S. Clermont-Fd B 304 973 886 - S.A.S. au capital de 612 000 €**