



PIECES DETACHEES

Tondeuse PRO

SG13

**SG13-48, 48E20, 48E20S, 48E40
48E40S, 48E50, 48E50T, 48R**



Yves Béal 21, Av. de l'Agriculture - B.P. 18
Z.I. de Bécos 03016 Clermont-Ferrand Cedex 2
Tel: 04 73 91 92 51 Téléphone : 06 73 90 23 11
www.yvesbeal.fr Email: info@yvesbeal.fr
M.C. 8 304 973 886 - SIREN 304 973 886

1593-098-1000-0

03-000153-050215

Directions for use of Parts Catalogue

1. Applicable model of machines

All component and option parts used for SG13 lawn & garden tractorst ractors are listed in this parts catalogue.

Description of type of machines and particulars

TYPE Of Machines	Section	DESTINATION	Engine	
			E255 - G	E255 - G01
SG13	48	JAPAN	○	
	48E20	GERMANY	○	
	48E20S	GERMANY		○
	48E40	U.K	○	
	48E40S	U.K		○
	48E50	FRANCE	○	
	48E50T	ITALY		
	48R	JAPAN	○	

2. Explanation for head paragraph

KEY	PART CODE	DESCRIPTION	QTY	TYPE OF MODEL						I T C	C O L	G R P	REMARKS
				TF15	TF17	TF19							
126	1614-508-200-00	FILTER(SUCTION) ASSY	1	*	*							4E	
127	V721-103-103-50	O-RING	1	*	*								
128	1614-508-260-00	FILTER(SUCTION) ASSY	1	*	*	981- -1799							
129	1614-508-262-00	FILTER(LH) ASSY	1	*	*	*						4E	A
			1	*	*	1- -1999				3			

①

②

③

④

⑤

⑥

⑦

⑧

⑨

⑩

- ① KEY shows the location of parts diagramed in the illustration.
- ② Parts numbers begin with `V` and `W` are standard parts of the market.
- ③ `LH` and `RH` on the parts name are described against the moving direction of the machine or are described on the condition how to install parts on the machines.

- ④ QTY shows the number of parts to be used for one unit of machine.
 `M` is indicated for parts supplied by a meter long.
 `ℓ` is indicated for parts supplied by liter.
 `AR` is indicated for parts need to be adjusted or regulated.
- ⑤ The following symbol classifies parts to be used for machines.
 `*` means standard parts.
 `T` shows that the parts can be installed as optional parts.
 `R` shows that the parts can be used as applicable parts to replace originally equipped parts.
- ⑥ Serial number : upper row shows the serial number for the first product and lower row for the last product.
 Example : Serial no. 1 through to serial no. 1999.
- ⑦ ITC : Interchangeability
 `1` ...OLD ← NEW
 New parts can be used in place of the old parts.
 `2` ...OLD → NEW
 Old parts can be used in place of the new parts.
 `3` ...OLD ↔ NEW
 Old parts and new parts can not be replaced each other.
- ⑧ COL : Color code
 Color is signified with color code number for colored parts.
 Please see the color list shown in the next page.
- ⑨ GRP : Parts shown in this column can be replaced by SET parts.
 Exsamble : Parts marked Ⓐ can be replaced by parts marked Ⓑ, and Ⓒ for Ⓓ, so the rest follow in the same alphabetical order.
- ⑩ Remarks
 * Other maker's part code number is shown in this column.
 * When Fig. No. is shown in the Remark column of SET parts or ASSY parts, each of their component parts are listed in said Fig. No.

3. Color :

The following colors are used for color parts.

COLOR CODE	C O L O R	SPRAY TYPE CODE NUMBER	PAINTS 4K DRUM	PAINTS 16K DRUM
4 G	GRYSTAL BLUE	1300-957-001-10	1300-957-003-00	1300-957-004-00
5 I	SUNESSET GRAY	1300-959-001-10	1300-959-003-00	1300-959-004-00
6 G	SUMMER WHITE	1300-958-001-00	1300-958-003-00	1300-958-004-00
7 F	MIRROR BLACK	1300-954-001-10	1300-954-003-00	1300-954-004-00

NOTE : Color code is signified only for the parts assigned by the maker as color parts.

4. Serial Numbers :

1) For engines serial number is stamped on CYLINDER BODY ASSY.

Please see Fig.No. 6 - 1.

2) For chassies serial number is shown on the LABEL.

Please see



5. Parts Order

1) Parts numbers listed in the parts catalogue are all registered in "ISEKI on-line computer".

2) When you order parts, please make sure of correct numbers.

3) When substitute parts is available, the part number ordered will be automatically turned to a new part number.

4) Please be sure to use "ISEKI GENUINE PARTS".

Any other similar parts other than ISEKI parts when used may cause a trouble that makes us unable to repair or guarantee the warrant.

www.emc-motoculture.com

P. 2 *** STRUCTURE TABLE OF MODEL ***

M O D E L	S G										
	14444	4444									
	38888	8888									
	EEE	EEER									
	224	455									
	000	000									
	S	ST									
F I G											
46	****	****									

www.emcmotoculture.com

CONTENTS

SG13

ENGINE (E255-G)

CYLINDER HEAD	Fig. 1
CYLINDER HEAD COVER	Fig. 2
INLET MANIFOLD	Fig. 3
EXHAUST MANIFOLD	Fig. 4
CYLINDER BLOCK	Fig. 5
BEARING/UNDER SIZE (OPTION)	Fig. 6
OIL PAN	Fig. 7
REAR PLATE	Fig. 8
TIMING GEAR CASE	Fig. 9
HANGER	Fig. 10
VALVE	Fig. 11
CAM SHAFT	Fig. 12
PISTON	Fig. 13
PISTON/OVER SIZE (OPTION)	Fig. 14
CRANK SHAFT	Fig. 15
OIL PUMP	Fig. 16
WATER PUMP	Fig. 17
COOLING FAN	Fig. 18
INJECTION NOZZLE	Fig. 19
INJECTION PUMP	Fig. 20
FUEL PIPE	Fig. 21
ELECTRIC (1)	Fig. 22
ELECTRIC (2)	Fig. 23
REPAIR KIT	Fig. 24
6 2 1 5 - 3 0 0 - 0 0 5 - 0 0	Fig. 25
6 2 1 5 - 6 0 0 - 0 5 7 - 0 0	Fig. 26
6 2 8 1 - 1 0 0 - 0 0 3 - 0 0	Fig. 27
6 2 8 1 - 2 0 0 - 0 0 7 - 0 0	Fig. 28

CONTENTS

SG13-S

ENGINE (E255-G01)

CYLINDER HEAD	Fig. 1
CYLINDER HEAD COVER	Fig. 2
INLET MANIFOLD	Fig. 3
EXHAUST MANIFOLD	Fig. 4
CYLINDER BLOCK	Fig. 5
BEARING/UNDER SIZE (OPTION)	Fig. 6
OIL PAN	Fig. 7
REAR PLATE	Fig. 8
TIMING GEAR CASE	Fig. 9
HANGER	Fig. 10
VALVE	Fig. 11
CAM SHAFT	Fig. 12
PISTON	Fig. 13
PISTON/OVER SIZE (OPTION)	Fig. 14
CRANK SHAFT	Fig. 15
OIL PUMP	Fig. 16
WATER PUMP	Fig. 17
COOLING FAN	Fig. 18
INJECTION NOZZLE	Fig. 19
INJECTION PUMP	Fig. 20
FUEL PIPE	Fig. 21
ELECTRIC (1)	Fig. 22
ELECTRIC (2)	Fig. 23
REPAIR KIT	Fig. 24
6 2 1 5 - 3 0 0 - 0 0 5 - 0 0	Fig. 25
6 2 1 5 - 6 0 0 - 0 5 7 - 0 0	Fig. 26
6 2 8 1 - 1 0 0 - 0 0 3 - 0 0	Fig. 27
6 2 8 1 - 2 0 0 - 0 1 6 - 0 0	Fig. 28

CONTENTS

CHASSIS

BRACKET (ENGINE) SYSTEM	Fig. 1
BADIATOR SYSTEM	Fig. 2
MUFFLER and AIR CLEANER SYSTEM	Fig. 3
FUEL FILTER and FUEL HOSE SYSTEM	Fig. 4
BATTERY SYSTEM (E TYPE)	Fig. 5
BATTERY SYSTEM (EXCEPT E TYPE)	Fig. 6
ACCELERATOR SYSTEM	Fig. 7
CLUTCH (139) and SHAFT (DRIVE) SYSTEM	Fig. 8
CASE (TRANSMISSION) SYSTEM	Fig. 9
BEVEL GEAR and CASE (INPUT) SYSTEM	Fig. 10
SHAFT (CHANGE GEAR) and SHAFT (CHANGE SHIFT) SYSTEM	Fig. 11
SHIFT and LEVER (CHANGE) SYSTEM	Fig. 12
CASE (DIFF) and SHAFT (WHEEL) SYSTEM	Fig. 13
BRAKE SYSTEM	Fig. 14
ARM (CLUTCH/BRAKE) and ARM (PEDAL) SYSTEM	Fig. 15
TIRE (REAR) SYSTEM	Fig. 16
TIRE (REAR) SYSTEM (OPTION)	Fig. 17
ARM (P.T.O.) and LEVER (P.T.O.) SYSTEM	Fig. 18
P.T.O. SYSTEM (E TYPE) (OPTION)	Fig. 19
P.T.O. SYSTEM (EXCEPT E,R TYPE) (OPTION)	Fig. 20
HITCH SET (OPTION)	Fig. 21
CHASSIS SYSTEM	Fig. 22
AXLE (FRONT) SYSTEM	Fig. 23
ARM (KNUCKLE) and ARM (PITMAN) SYSTEM	Fig. 24
POST (STEERING) and WHEEL (STEERING) SYSTEM	Fig. 25
CASE (STEERING) and SHAFT (STEERING) SYSTEM	Fig. 26
TIRE (FRONT) SYSTEM	Fig. 27
LINK and LIFT SYSTEM	Fig. 28
PLATE (LIFT CASE) SYSTEM	Fig. 29
P.T.O. COVER SYSTEM (E TYPE) (No.528~)	Fig. 30

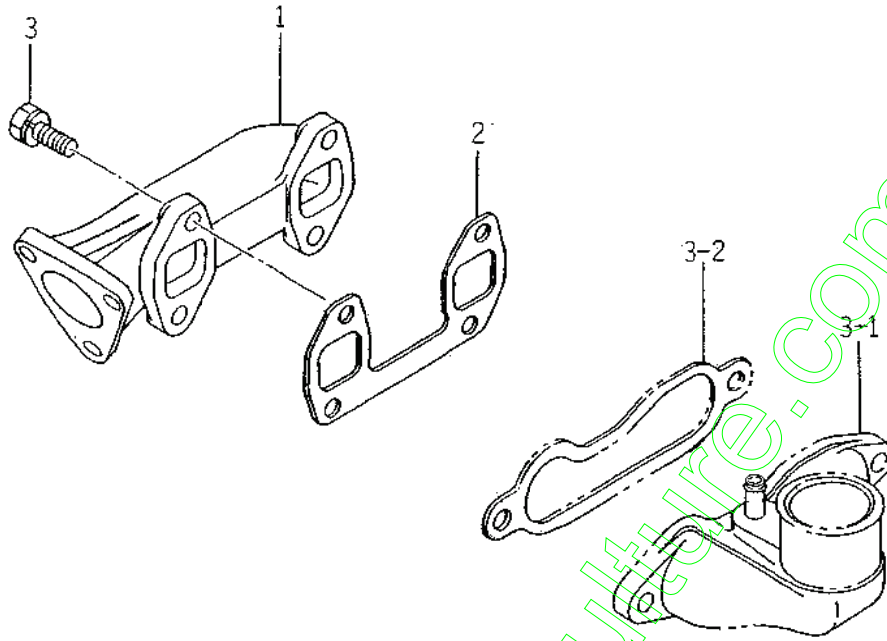
ARM (CLUTCH) and DAMPER SYSTEM	Fig. 31
HOOD (A) and COVER (FRONT) SYSTEM	Fig. 32
COVER (LOWER) and HOOD (B) SYSTEM	Fig. 33
FENDER SYSTEM	Fig. 34
SEAT SYSTEM (EXCEPT E TYPE)	Fig. 35
SEAT SYSTEM (E TYPE)	Fig. 36
TANK (FUEL) and STEP SYSTEM	Fig. 37
METER PANEL SYSTEM	Fig. 38
HEAD LAMP SET (OPTION)	Fig. 39
ELECTRICAL SYSTEM (EXCEPT S TYPE)	Fig. 40
ELECTRICAL SYSTEM (S TYPE)	Fig. 41
HOUR METER SET (OPTION)	Fig. 42
MARKS (1)	Fig. 43
MARKS (2)	Fig. 44
MARK and KIT (E TYPE) (OPTION)	Fig. 45
BUMPER WEIGHT (OPTION) and TOOL	Fig. 46
WIRING DIAGRAM/SG13	
WIRING DIAGRAM/SG13 - S	

ENGINE

E255-G...SG13

www.emc-motoculture.com

FIG. 4 EXHAUST MANIFOLD

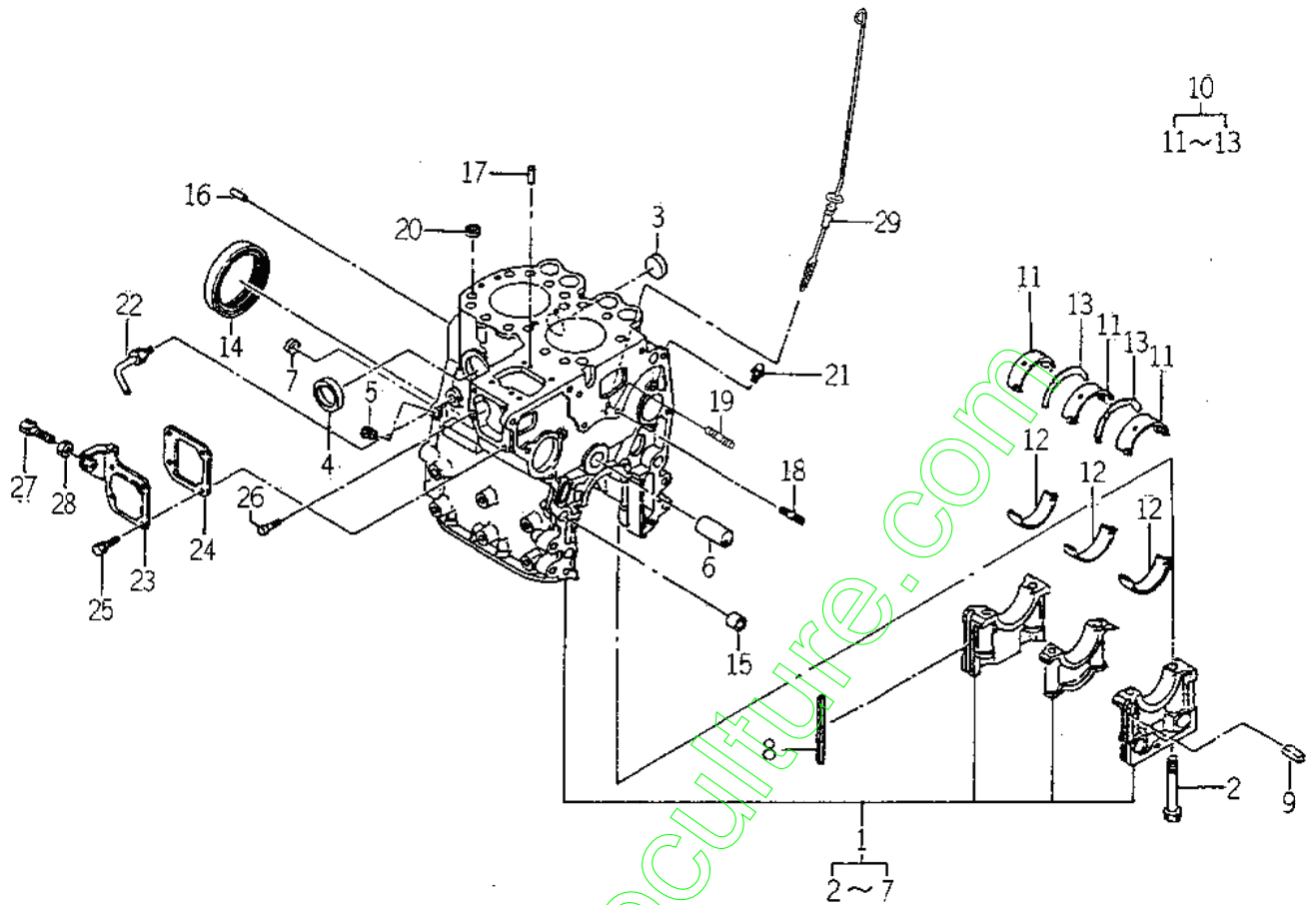


6093-1486

KEY	PART CODE	DESCRIPTION	QTY	TYPE OF MODEL		I T C	C O L	G R P	REMARKS
				E255G					
1	6214-141-015-00	MANIFOLD,EXHAUST	1	*					
2	6214-145-006-10	GASKET EXHAUST MANIF	1	*					
3	V211-560-802-50	BOLT,SEMS/M8X25 7T	4	*					

www.emc-motoculture.com

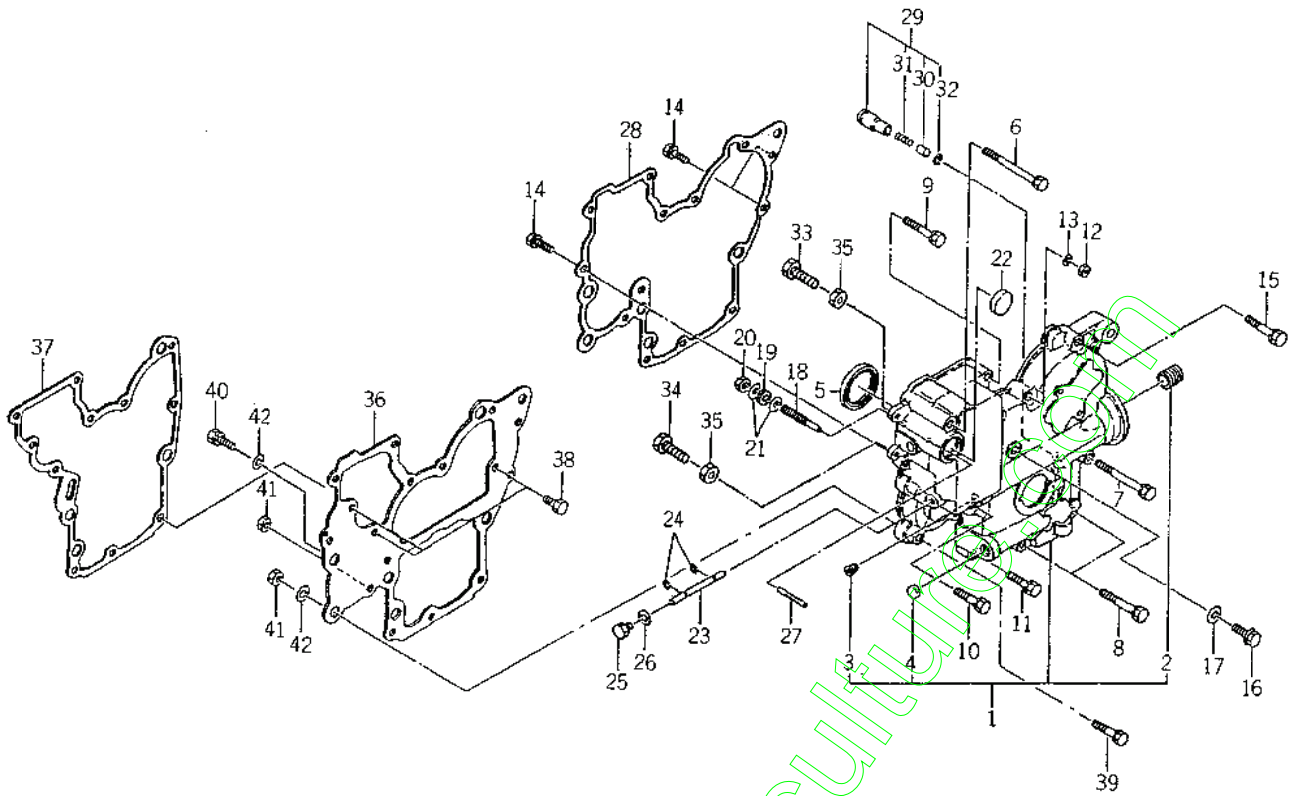
FIG. 5 CYLINDER BLOCK



E003-201K

KEY	PART CODE	DESCRIPTION	QTY	TYPE OF MODEL		I T C	C O L	G R P	REMARKS
				E255G					
1	6211 - 210 - 020 - 10	BLOCK,CYLINDER ASSY	1	*					
2	6209 - 000 - 004 - 00	BOLT	6	*					
3	6209 - 610 - 001 - 00	CAP,SEALING	1	*					
4	6911 - 219 - 195 - 00	CAP,SEALING	3	*					
5	6509 - 605 - 019 - 10	PLUG	2	*					
6	6212 - 531 - 005 - 10	PIN,IDLEGEAR	1	*					
7	6911 - 129 - 083 - 00	CAP,SEALING	1	*					
8	6211 - 258 - 001 - 00	SEAL,BEARING CAP	4	*					
9	6211 - 258 - 002 - 00	SEAL,BEARING CAP/7	2	*					
10	6211 - 510 - 002 - 00	METAL,CRANK	1	*					
11	6211 - 511 - 003 - 00	BEARING/CRANK/UPPER	3	*					
12	6211 - 511 - 004 - 00	BEARING/CRANK/LOWER	3	*					
13	6211 - 599 - 001 - 10	BEARING,THRUST CRANK	2	*					
14	6209 - 625 - 001 - 00	SEAL,OIL	1	*					
15	6209 - 749 - 001 - 10	PIN,TUBE	2	*					
16	6908 - 160 - 816 - 00	PIN	2	*					
17	6908 - 160 - 510 - 00	PIN	2	*					
18	6904 - 110 - 840 - 00	STUD/M8X40	1	*					
19	6904 - 110 - 818 - 00	STUD	1	*					
20	6894 - 453 - 344 - 00	DOWEL	2	*					
21	6909 - 902 - 299 - 00	NIPPLE	1	*					
22	6213 - 721 - 001 - 00	PIPE,WATER DRAIN	1	*					
23	6211 - 291 - 001 - 10	COVER,INJ PUMP	1	*					
24	6211 - 292 - 001 - 20	GASKET/COVER	1	*					
25	6901 - 910 - 612 - 00	BOLT,SEMS/M6X12	4	*					

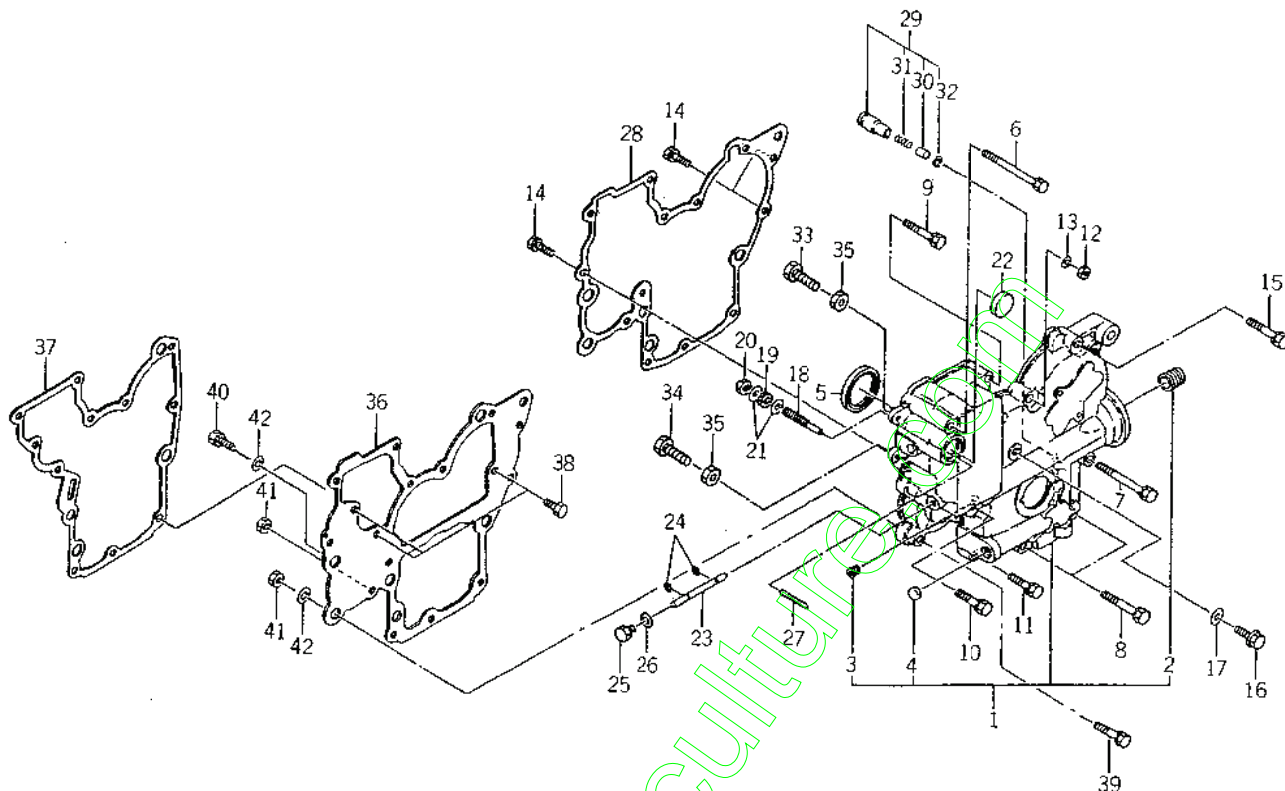
FIG. 9 TIMING GEAR CASE



EDC3-340C

KEY	PART CODE	DESCRIPTION	QTY	TYPE OF MODEL		I T C	C O L	G R P	REMARKS
				E255G					
1	6211 - 310 - 006 - 20	GEARCASE ASSY	1	*					
2	6213 - 319 - 001 - 00	CONNECTOR,OIL FILTER	1	*					
3	6509 - 605 - 019 - 10	PLUG	3	*					
4	6209 - 610 - 002 - 10	CUP/SEALING/16	1	*					
5	6209 - 625 - 002 - 00	SEAL,OIL	1	*					
6	6209 - 030 - 005 - 00	BOLT/M8X85	1	*					
7	6209 - 030 - 006 - 00	BOLT/M8X75	1	*					
8	6509 - 000 - 084 - 00	BOLT/L-55	2	*					
9	6509 - 030 - 037 - 00	BOLT	2	*					
10	6901 - 910 - 840 - 00	BOLT	1	*					
11	6901 - 910 - 835 - 00	BOLT,SEMS/M8X35	1	*					
12	6909 - 110 - 508 - 00	NUT/M8	1	*					
13	6909 - 150 - 508 - 00	WASHER	1	*					
14	V211 - 560 - 802 - 00	BOLT/M8X20	3	*					
15	6901 - 910 - 845 - 00	BOLT,SEMS/M8X45	1	*					
16	6209 - 046 - 001 - 00	BOLT/M8X30	1	*					
17	6909 - 920 - 843 - 00	PACKING	1	*					
18	6215 - 546 - 001 - 00	STOPPER,FULL - LOAD	1	*					
19	6209 - 409 - 001 - 00	NUT/M8	1	*					
20	V341 - 120 - 008 - 00	NUT,CAP/M 8	1	*					
21	6909 - 920 - 843 - 00	PACKING	2	*					
22	3625 - 540 - 004 - 00	CAP,BLANK/30	1	*					
23	6215 - 542 - 001 - 10	PIN/ARM	1	*					
24	V710 - 140 - 004 - 00	RING,SNAP/ 4 E	2	*					
25	6909 - 202 - 308 - 00	PLUG	1	*					

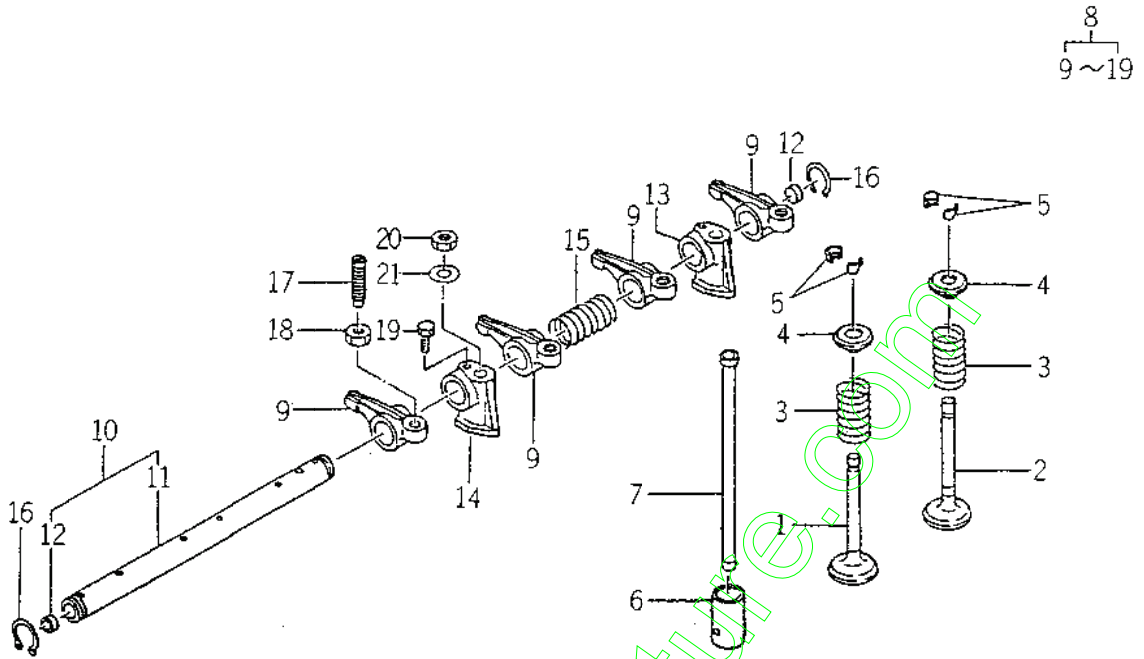
FIG. 9 TIMING GEAR CASE



6603-246C

KEY	PART CODE	DESCRIPTION	QTY	TYPE OF MODEL		I T C	C O L	G R P	REMARKS
				E255G					
26	6909 - 920 - 843 - 00	PACKING	1	*					
27	6209 - 740 - 001 - 00	PIN,GROOVE	1	*					
28	6211 - 312 - 001 - 20	GASKET/GEARCASE	1	*					
29	6213 - 160 - 002 - 00	VALVE/RELIEF ASSY	1	*					
30	6213 - 161 - 001 - 00	PISTON/RELIEF VALVE	1	*					
31	6213 - 164 - 001 - 00	SPRING/RELIEF VALVE	1	*					
32	V705 - 140 - 012 - 00	RING,SNAP/12 C	1	*					
33	6209 - 050 - 001 - 00	BOLT/M6	1	*					
34	6209 - 050 - 002 - 00	BOLT/M6	1	*					
35	6909 - 110 - 406 - 00	NUT	2	*					
36	6211 - 311 - 005 - 10	PLATE,FRONT	1	*					
37	6211 - 312 - 002 - 20	GASKET/PLATE	1	*					
38	6902 - 050 - 816 - 00	BOLT	3	*					
39	6901 - 910 - 840 - 00	BOLT	2	*					
40	V211 - 560 - 802 - 50	BOLT,SEMS/M8X25 7T	1	*					
41	6909 - 110 - 508 - 00	NUT/M8	2	*					
42	6909 - 164 - 708 - 00	WASHER,PL/M8	2	*					

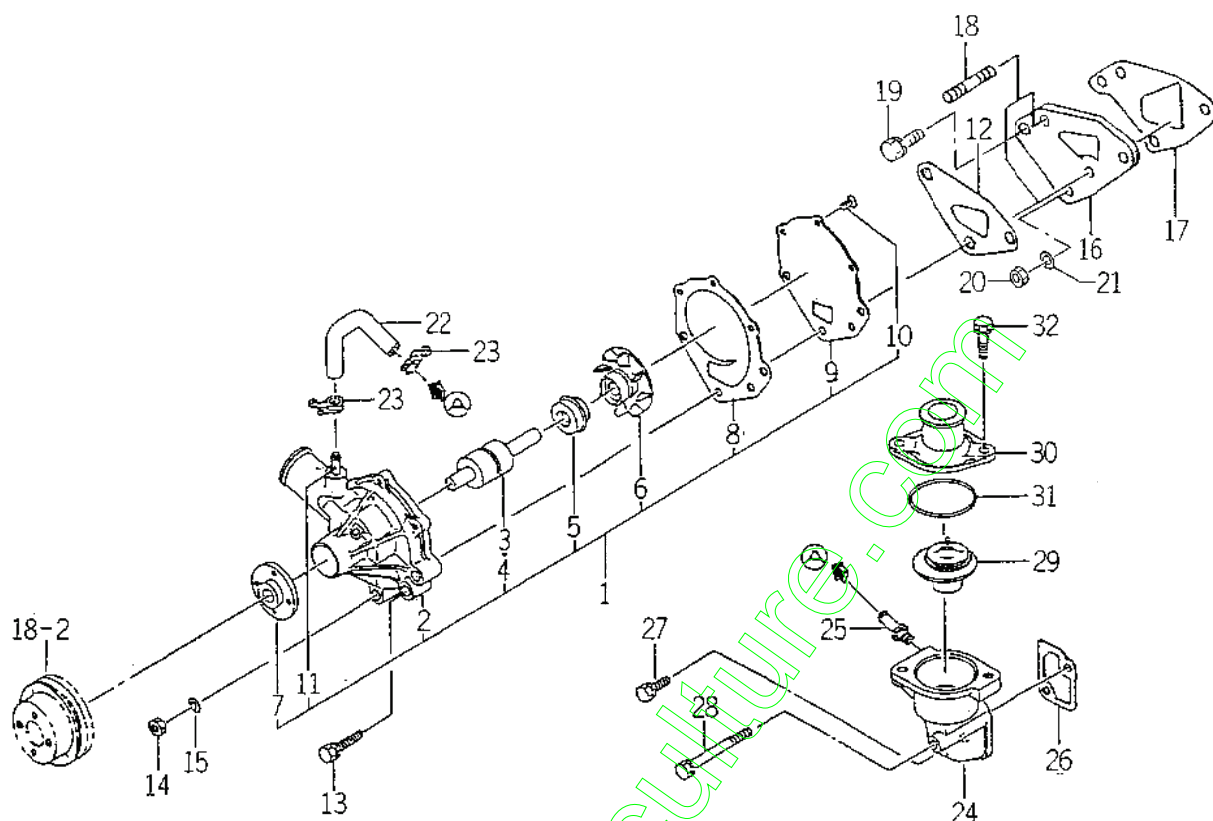
FIG. 11 VALVE



E003-361A

KEY	PART CODE	DESCRIPTION	QTY	TYPE OF MODEL		I T C	C O L	G R P	REMARKS
				E255G					
1	6212 - 551 - 001 - 00	VALVE,INTAKE	2	*					
2	6212 - 552 - 001 - 00	VALVE,EXHAUST	2	*					
3	6212 - 561 - 001 - 00	SPRING,VALVE	4	*					
4	6212 - 563 - 001 - 00	SEAT,VALVE SPRING	4	*					
5	6212 - 565 - 001 - 00	CUTTER,VALVE	8	*					
6	6212 - 571 - 001 - 10	TAPPET	4	*					
7	6212 - 575 - 001 - 00	ROD,PUSH	4	*					
8	6212 - 600 - 003 - 00	SHAFT,ROCKER	1	*					
9	6212 - 611 - 004 - 10	ROCKERARM	4	*					
10	6212 - 620 - 002 - 10	SHAFT,ROCKER ARMASSY	1	*					
11	6212 - 621 - 003 - 10	SHAFT,ROCKERARM	1	*					
12	6212 - 626 - 002 - 10	PLUG	2	*					
13	6212 - 628 - 004 - 00	BRACKET ROCKER SHAFT	1	*					
14	6212 - 628 - 005 - 00	BRACKET,ROCKER SHAFT	1	*					
15	6209 - 940 - 004 - 00	SPRING	1	*					
16	V704 - 140 - 016 - 00	RING,SNAP/16 C	2	*					
17	6212 - 616 - 002 - 00	SCREW ADJUST	4	*					
18	6209 - 409 - 003 - 00	NUT	4	*					
19	6209 - 000 - 002 - 00	BOLT	1	*					
20	6909 - 110 - 508 - 00	NUT/M8	2	*					
21	6909 - 164 - 508 - 00	WASHER,PL/M8	2	*					

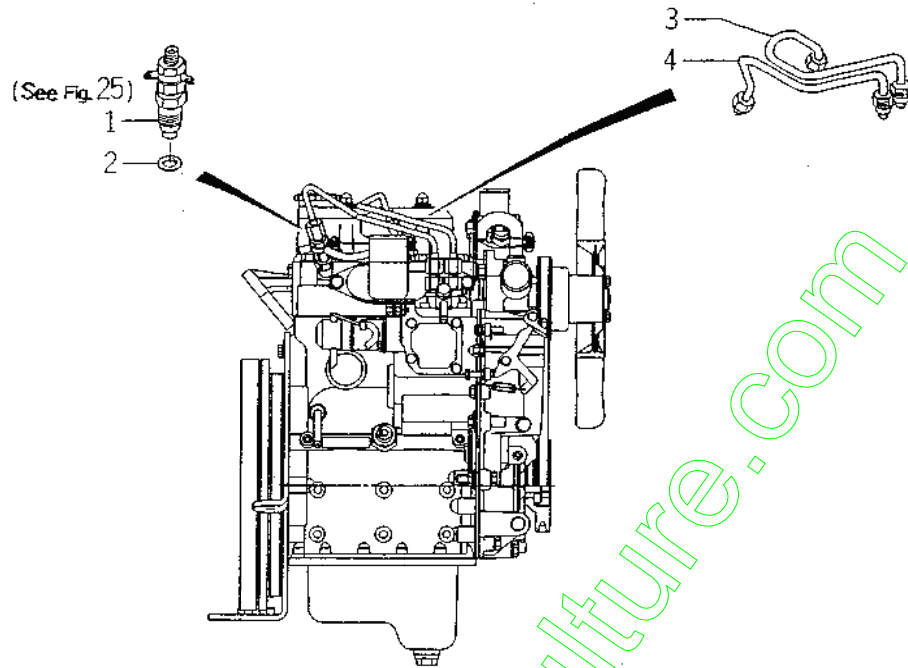
FIG. 17 WATER PUMP



6003-420B

KEY	PART CODE	DESCRIPTION	QTY	TYPE OF MODEL		I T C	C O L	G R P	REMARKS
				E255G					
1	6213 - 610 - 005 - 30	WATERPUMP ASSY	1	*					
2	6213 - 611 - 003 - 20	BODY/WATERPUMP	1	*					
3	6213 - 631 - 002 - 00	BEARING/WATER PUMP	1	*					
4	6213 - 631 - 005 - 00	BEARING/WATERPUMP	1	*					
5	6213 - 622 - 002 - 10	SEAL SET/WATER PUMP	1	*					
6	6213 - 621 - 003 - 00	ROTOR/WATERPUMP	1	*					
7	6213 - 642 - 002 - 00	SEAL/WATER PUMPPULLE	1	*					
8	6213 - 613 - 002 - 10	GASKET	1	*					
9	6213 - 612 - 004 - 00	PLATE/WATER PUMP	1	*					
10	6213 - 619 - 003 - 00	SCREW/WATER PUMP	3	*					
11	6213 - 619 - 002 - 00	PIPE/WATER PUMP	1	*					
12	6213 - 614 - 003 - 10	GASKET/WATER PUMP	1	*					
13	6901 - 910 - 845 - 00	BOLT,SEMS/M8X45	1	*					
14	6909 - 110 - 508 - 00	NUT/M8	2	*					
15	6909 - 150 - 508 - 00	WASHER	2	*					
16	6213 - 619 - 005 - 00	SPACER,WATER PUMP	1	*					
17	6213 - 614 - 006 - 10	GASKET/SPACER	1	*					
18	6209 - 300 - 002 - 00	STUD	2	*					
19	V211 - 560 - 802 - 00	BOLT/M8X20	1	*					
20	6909 - 110 - 508 - 00	NUT/M8	1	*					
21	6909 - 150 - 508 - 00	WASHER	1	*					
22	6213 - 729 - 001 - 00	HOSE,RUBBER	1	*					
23	J061 - 210 - 015 - 00	CLAMP/WIRE/10 - 15	2	*					
24	6213 - 716 - 001 - 40	HOUSING/THERMOSTAT	1	*					
25	6213 - 721 - 003 - 00	PIPE,PUMP HOUSING	1	*					

FIG. 19 INJECTION NOZZLE

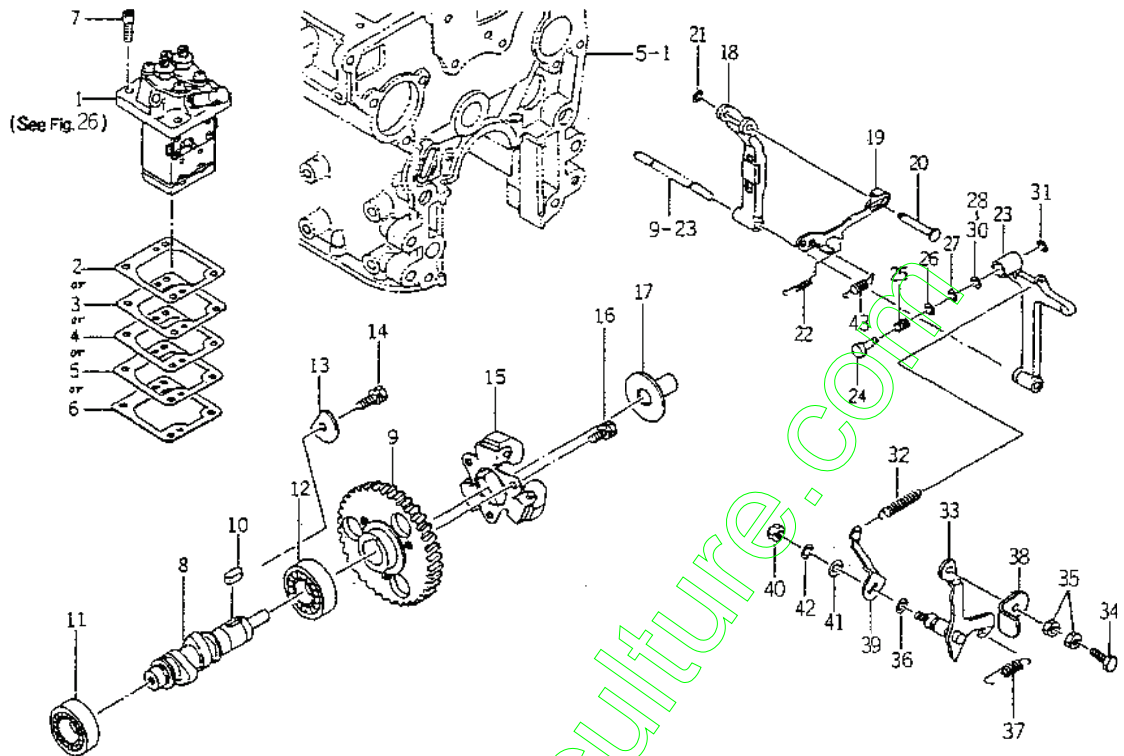


6003-501C

KEY	PART CODE	DESCRIPTION	QTY	TYPE OF MODEL		I T C	C O L	G R P	REMARKS
				E255G					
1	6215 - 300 - 005 - 00	NOZZLE,INJ.ASSY	2	*					FIG 025
2	6215 - 315 - 002 - 00	GASKET,NOZZLE	2	*					
3	6215 - 410 - 035 - 10	PIPE,INJ	1	*					
4	6215 - 410 - 036 - 10	PIPE,INJ	1	*					

www.emc-motoculture.com

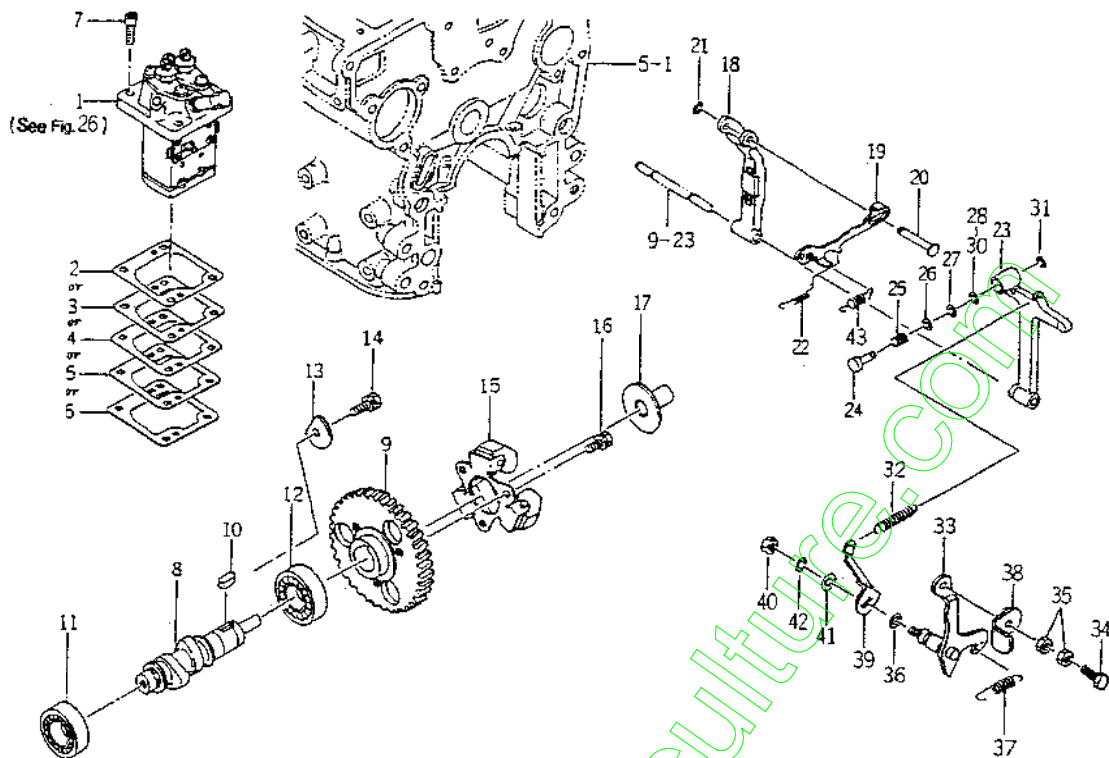
FIG. 20 INJECTION PUMP



6003-510F

KEY	PART CODE	DESCRIPTION	QTY	TYPE OF MODEL		I T C	C O L	G R P	REMARKS
				E255G					
1	6215 - 600 - 057 - 00	PUMP,INJ ASSY	1	*					FIG 026
2	6219 - 752 - 011 - 00	SHIM,INJ PUMP	1	*					
3	6219 - 752 - 012 - 00	SHIM,INJ PUMP	1	*					
4	6219 - 752 - 013 - 00	SHIM,INJ PUMP	1	*					
5	6219 - 752 - 014 - 00	SHIM,INJ PUMP	1	*					
6	6219 - 752 - 015 - 00	SHIM,INJECTION PUMP	1	*					
7	6209 - 056 - 001 - 00	BOLT /M6X18	4	*					
8	6215 - 621 - 004 - 10	SHAFT,CAM/INJ.PUMP	1	*					
9	6212 - 524 - 002 - 00	GEAR,INJ PUMP	1	*					
10	6908 - 000 - 716 - 00	KEY	1	*					
11	V600 - 110 - 620 - 30	BEARING,RB/6203	1	*					
12	V600 - 110 - 600 - 40	BEARING,RB/6004	1	*					
13	6212 - 535 - 002 - 00	PLATE,THRUST INJPUMP	1	*					
14	6901 - 910 - 612 - 00	BOLT,SEMS/M6X12	1	*					
15	6215 - 520 - 001 - 00	FLYWEIGHT	1	*					
16	6209 - 030 - 043 - 00	BOLT/M6X10	3	*					
17	6215 - 526 - 001 - 10	PIECE,THRUST	1	*					
18	6215 - 541 - 001 - 00	ARM,FLOATING	1	*					
19	6215 - 543 - 003 - 20	LINK/CONTROL	1	*					
20	6215 - 542 - 002 - 00	PIN,CONTROL LINK	1	*					
21	V710 - 140 - 004 - 00	RING,SNAP/ 4 E	1	*					
22	6215 - 549 - 003 - 00	SPRING,SETTING	1	*					
23	6215 - 541 - 002 - 10	ARM,TENSION	1	*					
24	6215 - 549 - 004 - 10	PIN,ADAPTER	1	*					
25	6215 - 536 - 001 - 00	SPRING,ADAPTER	1	*					

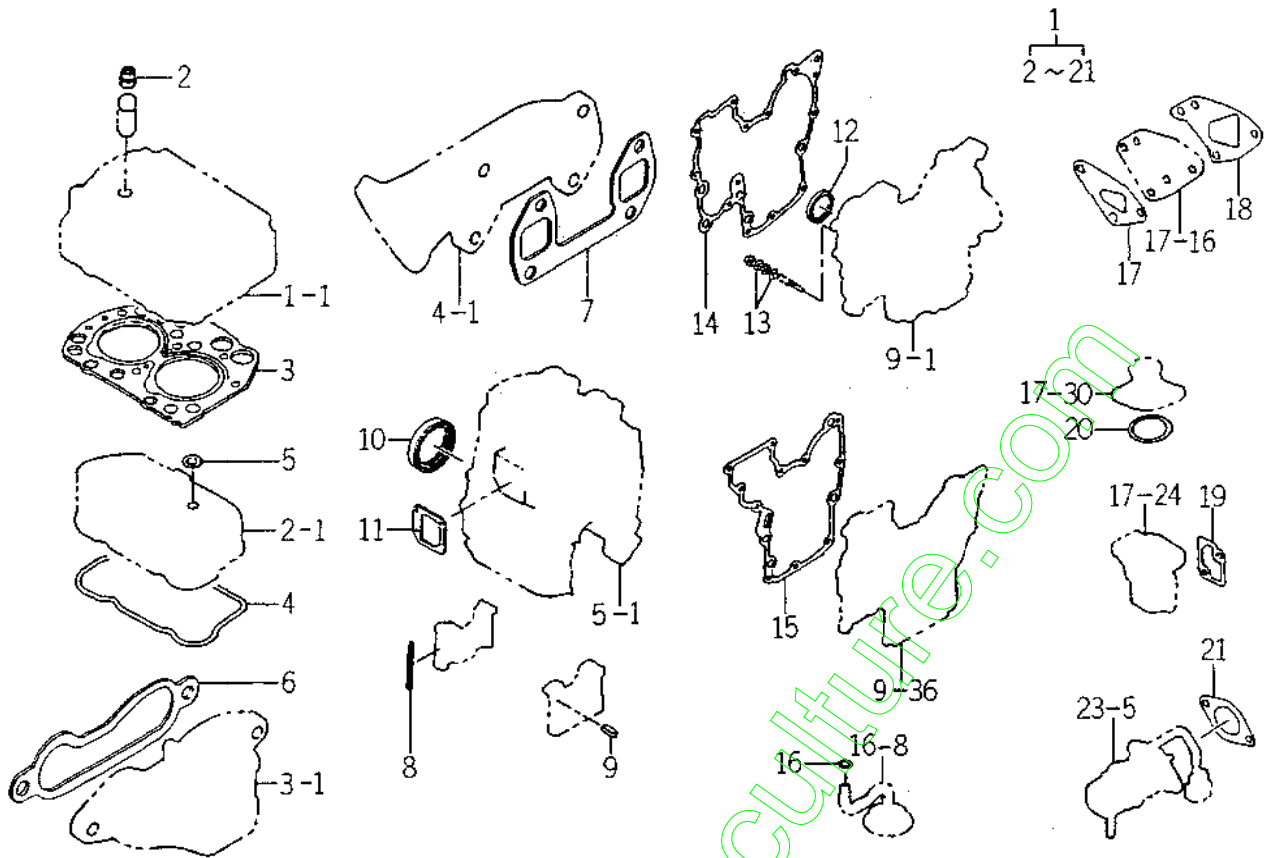
FIG. 20 INJECTION PUMP



6003-51EF

KEY	PART CODE	DESCRIPTION	QTY	TYPE OF MODEL		I T C	C O L	G R P	REMARKS
				E255G					
26	6215 - 549 - 006 - 00	SHIM,ADAPTER	2	*					
27	6215 - 549 - 009 - 00	SHIM,ADAPTER	2	*					
28	6215 - 549 - 010 - 00	SHIM,ADAPTER	2	*					
29	6215 - 549 - 023 - 00	SHIM/ADAPTER	1	*					
30	6215 - 549 - 024 - 00	SHIM/ADAPTER	1	*					
31	V710 - 140 - 004 - 00	RING,SNAP / 4 E	1	*					
32	6215 - 531 - 005 - 00	SPRING,GOVERNOR	1	*					
33	6215 - 541 - 003 - 10	LEVER,CONTROL	1	*					
34	6209 - 044 - 001 - 00	BOLT / M6X18	1	*					
35	6909 - 111 - 406 - 00	NUT	2	*					
36	V720 - 101 - 900 - 80	O - RING / P 8	1	*					
37	6209 - 580 - 002 - 10	SPRING,RETURN	1	*					
38	6215 - 549 - 021 - 00	PLATE,CONTROL VALVE	1	*					
39	6215 - 549 - 007 - 00	ARM,CONTROL	1	*					
40	6909 - 110 - 406 - 00	NUT	1	*					
41	V411 - 260 - 006 - 00	WASHER / M6	1	*					
42	6909 - 150 - 506 - 00	WASHER,SP/M6	1	*					
43	6215 - 549 - 008 - 00	SPRING,STARTING	1	*					

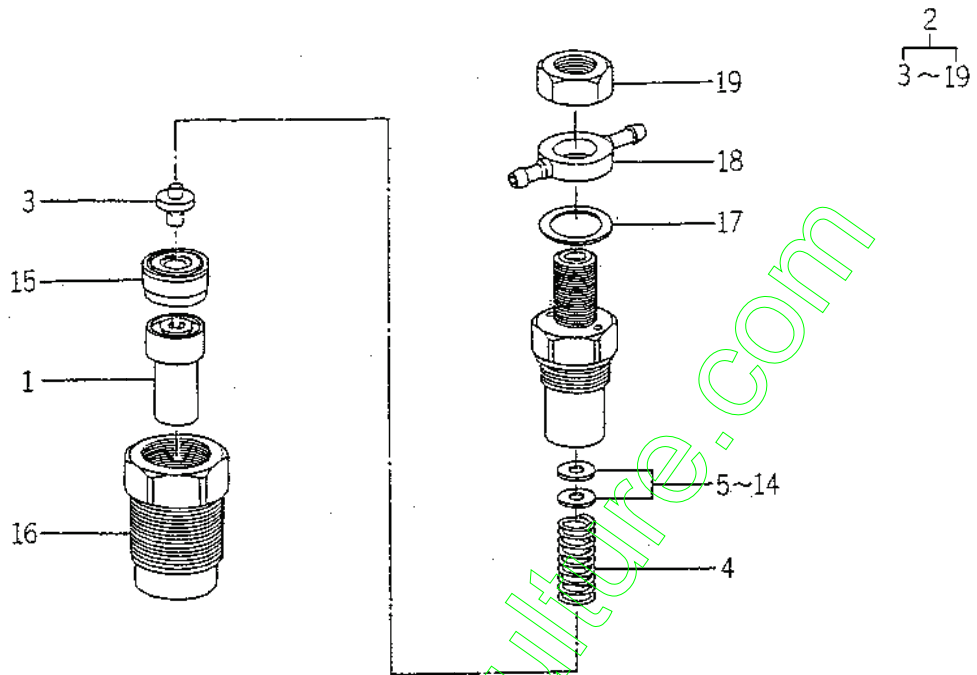
FIG. 24 REPAIR KIT



6003-995A

KEY	PART CODE	DESCRIPTION	QTY	TYPE OF MODEL		I T C	C O L	G R P	REMARKS
				E255G					
1	6287 - 810 - 005 - 10	REPAIR/ENGINE SET	1	R					
2	6212 - 569 - 002 - 00	SEAL,OIL	4	R					
3	6211 - 141 - 010 - 20	GASKET/CYLINDERHEAD	1	R					
4	6211 - 173 - 004 - 00	SEAL,CYL COVER	1	R					
5	6909 - 572 - 008 - 00	PACKING	2	R					
6	6214 - 115 - 002 - 20	GASKET	1	R					
7	6214 - 145 - 006 - 10	GASKET EXHAUST MANIF	1	R					
8	6211 - 258 - 001 - 00	SEAL,BEARING CAP	4	R					
9	6211 - 258 - 002 - 00	SEAL,BEARING CAP/7	2	R					
10	6209 - 625 - 001 - 00	SEAL,OIL	1	R					
11	6211 - 292 - 001 - 20	GASKET/COVER	1	R					
12	6209 - 625 - 002 - 00	SEAL,OIL	1	R					
13	6909 - 920 - 843 - 00	PACKING	4	R					
14	6211 - 312 - 001 - 20	GASKET/GEARCASE	1	R					
15	6211 - 312 - 002 - 20	GASKET/PLATE	1	R					
16	V720 - 102 - 401 - 50	O - RING/P15	1	R					
17	6213 - 614 - 003 - 10	GASKET/WATER PUMP	1	R					
18	6213 - 614 - 006 - 10	GASKET/SPACER	1	R					
19	6213 - 743 - 002 - 10	GASKET/HOUSING	1	R					
20	V723 - 102 - 005 - 50	O - RING	1	R					
21	6209 - 630 - 002 - 10	GASKET	1	R					

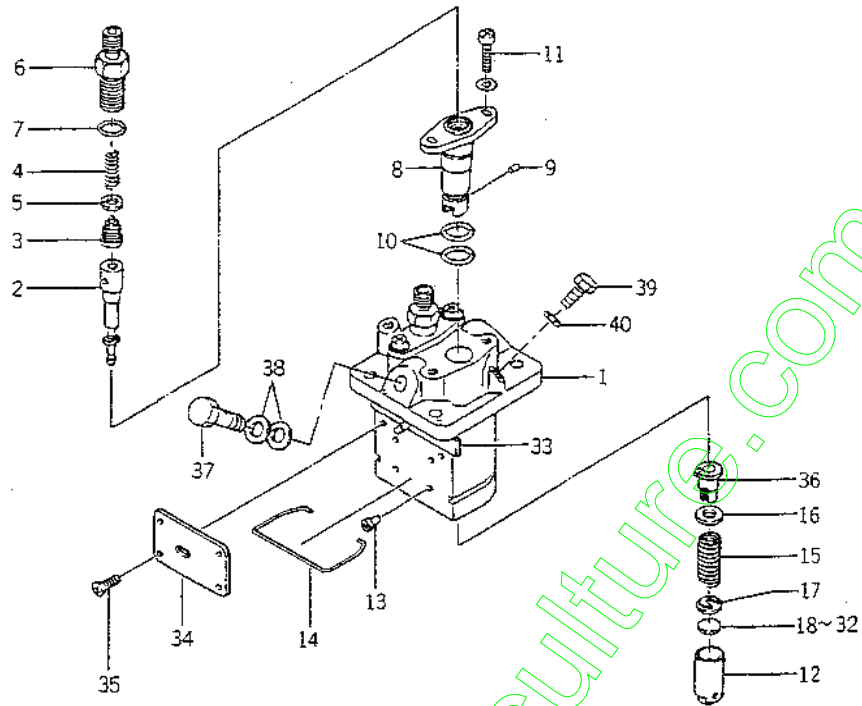
FIG. 25 6215 - 300 - 005 - 00



6003-301C

KEY	PART CODE	DESCRIPTION	QTY	TYPE OF MODEL		I T C	C O L	G R P	REMARKS
				E255G					
1	6215 - 311 - 005 - 00	NOZZLE	2	*					
2	6215 - 330 - 007 - 00	HOLDER,NOZZLE ASSY	2	*					
3	6215 - 342 - 002 - 00	SEAT,SPRING	2	*					
4	6215 - 343 - 002 - 00	SPRING,NOZZLE	2	*					
5	6215 - 345 - 044 - 00	SHIM/T = 0.1	2	*					
6	6215 - 345 - 045 - 00	SHIM/T = 0.2	2	*					
7	6215 - 345 - 046 - 00	SHIM/T = 0.3	2	*					
8	6215 - 345 - 047 - 00	SHIM/T = 0.4	2	*					
9	6215 - 345 - 048 - 00	SHIM/T = 0.5	2	*					
10	6215 - 345 - 049 - 00	SHIM/T = 0.52	2	*					
11	6215 - 345 - 050 - 00	SHIM/T = 0.54	2	*					
12	6215 - 345 - 051 - 00	SHIM/T = 0.56	2	*					
13	6215 - 345 - 052 - 00	SHIM/T = 0.58	2	*					
14	6215 - 345 - 053 - 00	SHIM/T = 0.8	2	*					
15	6215 - 339 - 002 - 00	SPACER	2	*					
16	6215 - 332 - 002 - 00	NUT,RETAINING	2	*					
17	6215 - 359 - 003 - 00	GASKET	2	*					
18	6215 - 355 - 003 - 00	EYE	2	*					
19	6215 - 359 - 004 - 00	NUT	2	*					

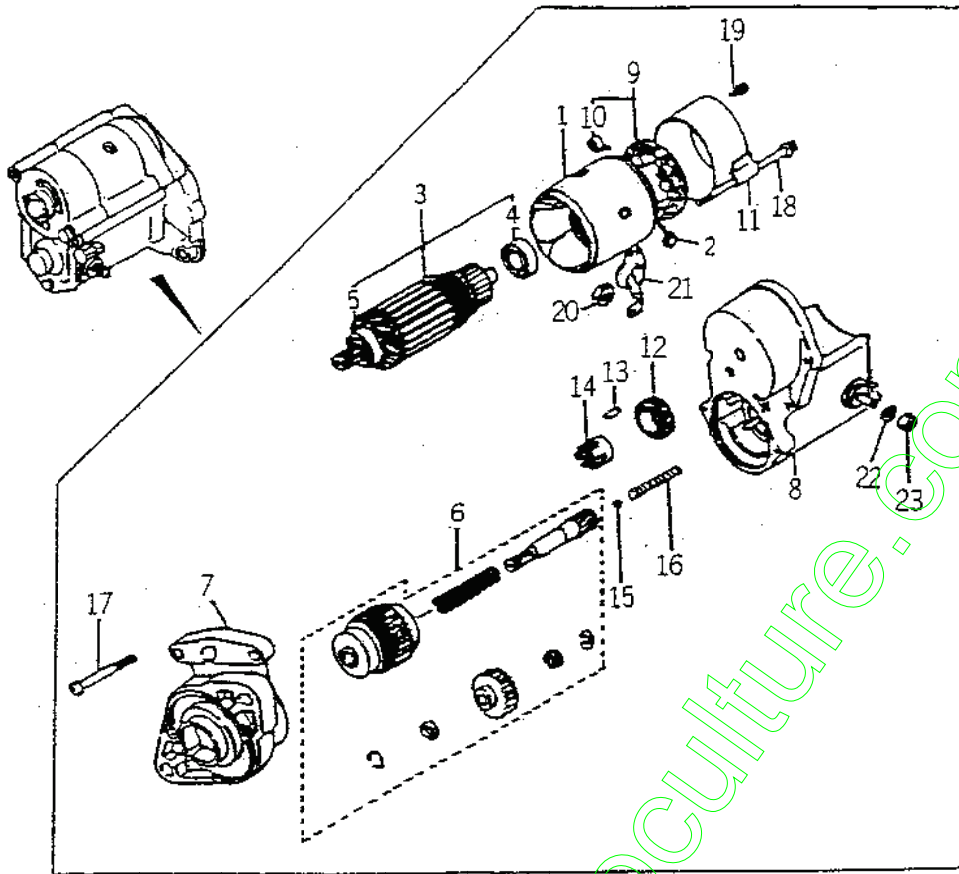
FIG. 26 6215 - 600 - 057 - 00



6003-610F

KEY	PART CODE	DESCRIPTION	QTY	TYPE OF MODEL		I T C	C O L	G R P	REMARKS
				E255G					
1	6215 - 611 - 003 - 00	HOUSING PUMP	1	*					
2	6215 - 631 - 004 - 00	PLUNGER ASSY	2	*					
3	6215 - 641 - 002 - 00	VALVE, DELIVERY	2	*					
4	6215 - 643 - 003 - 00	SPRING, DELIVERY VALVE	2	*					
5	6215 - 649 - 003 - 00	GASKET	2	*					
6	6215 - 644 - 003 - 00	HOLDER, DELIVERY VALVE	2	*					
7	6215 - 649 - 004 - 00	O - RING	2	*					
8	6215 - 635 - 002 - 00	SLEEVE, FRANGE	2	*					
9	6215 - 649 - 005 - 00	PIN	2	*					
10	6215 - 649 - 006 - 00	O - RING	4	*					
11	6215 - 649 - 007 - 00	SCREW	4	*					
12	6215 - 622 - 002 - 00	TAPPET	2	*					
13	6215 - 629 - 017 - 00	PIN	2	*					
14	6215 - 629 - 018 - 00	RING SNAP	1	*					
15	6215 - 634 - 002 - 00	SPRING, PLUNGER	2	*					
16	6215 - 639 - 006 - 00	SEAT, SPRING	2	*					
17	6215 - 639 - 007 - 00	SEAT, SPRING	2	*					
18	6215 - 629 - 020 - 00	PLATE / T = 1.80	1	*					
19	6215 - 629 - 021 - 00	PLATE / T = 1.85	1	*					
20	6215 - 629 - 022 - 00	PLATE / T = 1.90	1	*					
21	6215 - 629 - 023 - 00	PLATE / T = 1.95	1	*					
22	6215 - 629 - 024 - 00	PLATE / T = 2.00	1	*					
23	6215 - 629 - 025 - 00	PLATE / T = 2.05	1	*					
24	6215 - 629 - 026 - 00	PLATE / T = 2.10	1	*					
25	6215 - 629 - 027 - 00	PLATE / T = 2.15	1	*					

FIG. 27 6281 - 100 - 003 - 00



ECC3-8C1

KEY	PART CODE	DESCRIPTION	QTY	TYPE OF MODEL		I T C	C O L	G R P	REMARKS
				E255G					
1	6281 - 111 - 002 - 00	YOKE/STARTER	1	*					
2	6281 - 116 - 002 - 00	STARTER KIT	2	*					
3	6281 - 121 - 003 - 00	ARMATURE	1	*					
4	6281 - 129 - 010 - 00	BEARING,BALL	1	*					
5	6281 - 129 - 011 - 00	BEARING,BALL	1	*					
6	6281 - 124 - 001 - 00	STARTER KIT	1	*					
7	6281 - 129 - 007 - 00	HOUSING /STARTER ASSY	1	*					
8	6281 - 151 - 004 - 00	SWITCH /STARTER ASSY	1	*					
9	6281 - 118 - 001 - 00	HOLDER ASSY	1	*					
10	6581 - 117 - 007 - 00	SPRING,BRUSH	4	*					
11	6281 - 115 - 004 - 00	FRAME /STARTER END	1	*					
12	6581 - 123 - 011 - 00	PINION,STARTER	1	*					
13	6581 - 129 - 099 - 00	RORA	5	*					
14	6581 - 129 - 100 - 00	RETAINER	1	*					
15	6581 - 129 - 092 - 00	BALL	1	*					
16	6581 - 129 - 096 - 00	SPRING	1	*					
17	6281 - 129 - 006 - 00	SCREW	2	*					
18	6281 - 129 - 008 - 00	BOLT/WS	2	*					
19	6281 - 129 - 009 - 00	SCREW/WS	2	*					
20	6909 - 111 - 508 - 00	NUT	1	*					
21	6281 - 129 - 019 - 00	CAP/RABBER	4	*					
22	6909 - 150 - 508 - 00	WASHER	1	*					
23	6909 - 110 - 408 - 00	NUT/M8	1	*					

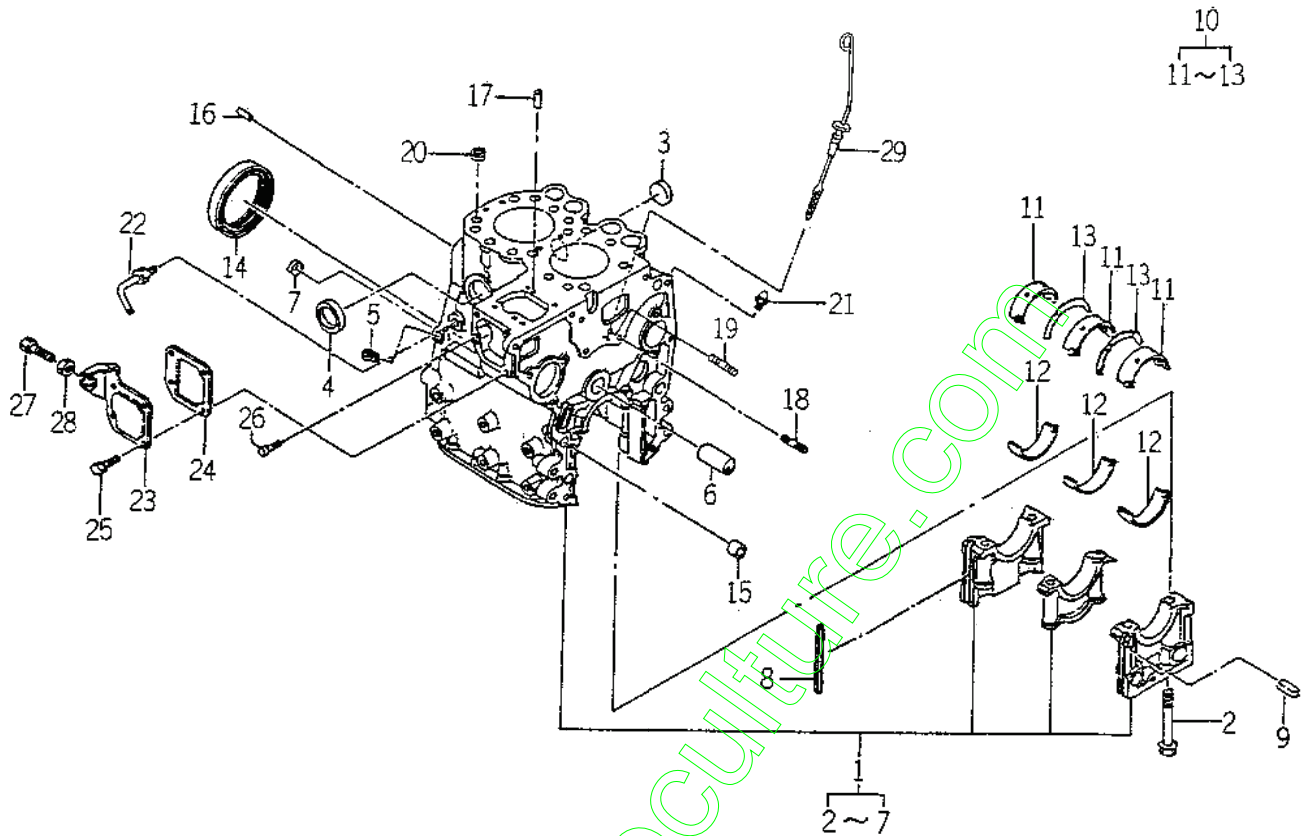
ENGINE

E255-G01...SG13-S

www.emc-motoculture.com

ENGINE

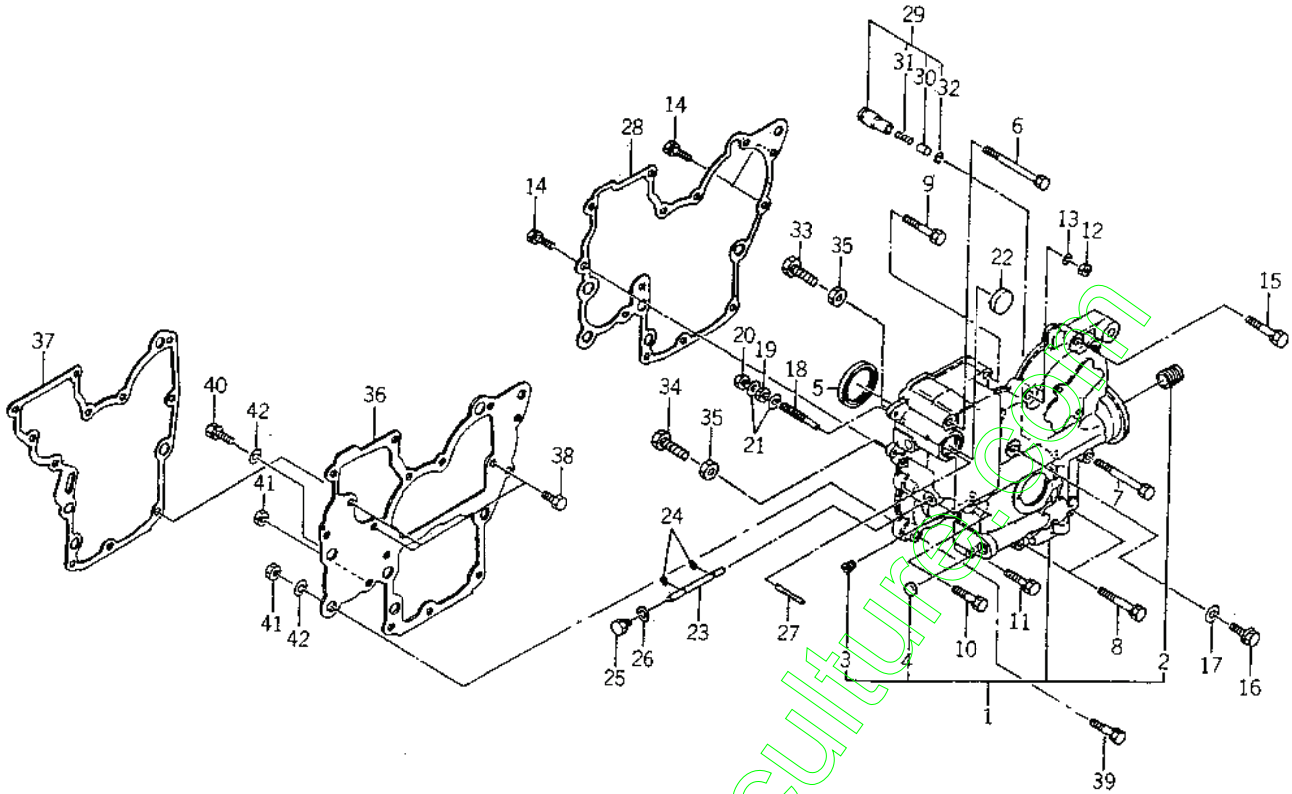
FIG. 5 CYLINDER BLOCK



6003-261P

KEY	PART CODE	DESCRIPTION	QTY	TYPE OF MODEL		I T C	C O L	G R P	REMARKS
				E255G01					
1	6211 - 210 - 020 - 10	BLOCK,CYLINDER ASSY	1	*					
2	6209 - 000 - 004 - 00	BOLT	6	*					
3	6209 - 610 - 001 - 00	CAP,SEALING	1	*					
4	6911 - 219 - 195 - 00	CAP,SEALING	3	*					
5	6509 - 605 - 019 - 10	PLUG	2	*					
6	6212 - 531 - 005 - 10	PIN, IDLEGEAR	1	*					
7	6911 - 129 - 083 - 00	CAP,SEALING	1	*					
8	6211 - 258 - 001 - 00	SEAL, BEARING CAP	4	*					
9	6211 - 258 - 002 - 00	SEAL, BEARING CAP / 7	2	*					
10	6211 - 510 - 002 - 00	METAL, CRANK	1	*					
11	6211 - 511 - 003 - 00	BEARING / CRANK / UPPER	3	*					
12	6211 - 511 - 004 - 00	BEARING / CRANK / LOWER	3	*					
13	6211 - 599 - 001 - 10	BEARING, THRUST CRANK	2	*					
14	6209 - 625 - 001 - 00	SEAL, OIL	1	*					
15	6209 - 749 - 001 - 10	PIN, TUBE	2	*					
16	6908 - 160 - 816 - 00	PIN	2	*					
17	6908 - 160 - 510 - 00	PIN	2	*					
18	6904 - 110 - 840 - 00	STUD / M8X40	1	*					
19	6904 - 110 - 818 - 00	STUD	1	*					
20	6894 - 453 - 344 - 00	DOWEL	2	*					
21	6909 - 902 - 299 - 00	NIPPLE	1	*					
22	6213 - 721 - 001 - 00	PIPE, WATER DRAIN	1	*					
23	6211 - 291 - 001 - 10	COVER, INJ PUMP	1	*					
24	6211 - 292 - 001 - 20	GASKET / COVER	1	*					
25	6901 - 910 - 612 - 00	BOLT, SEMS / M6X12	4	*					

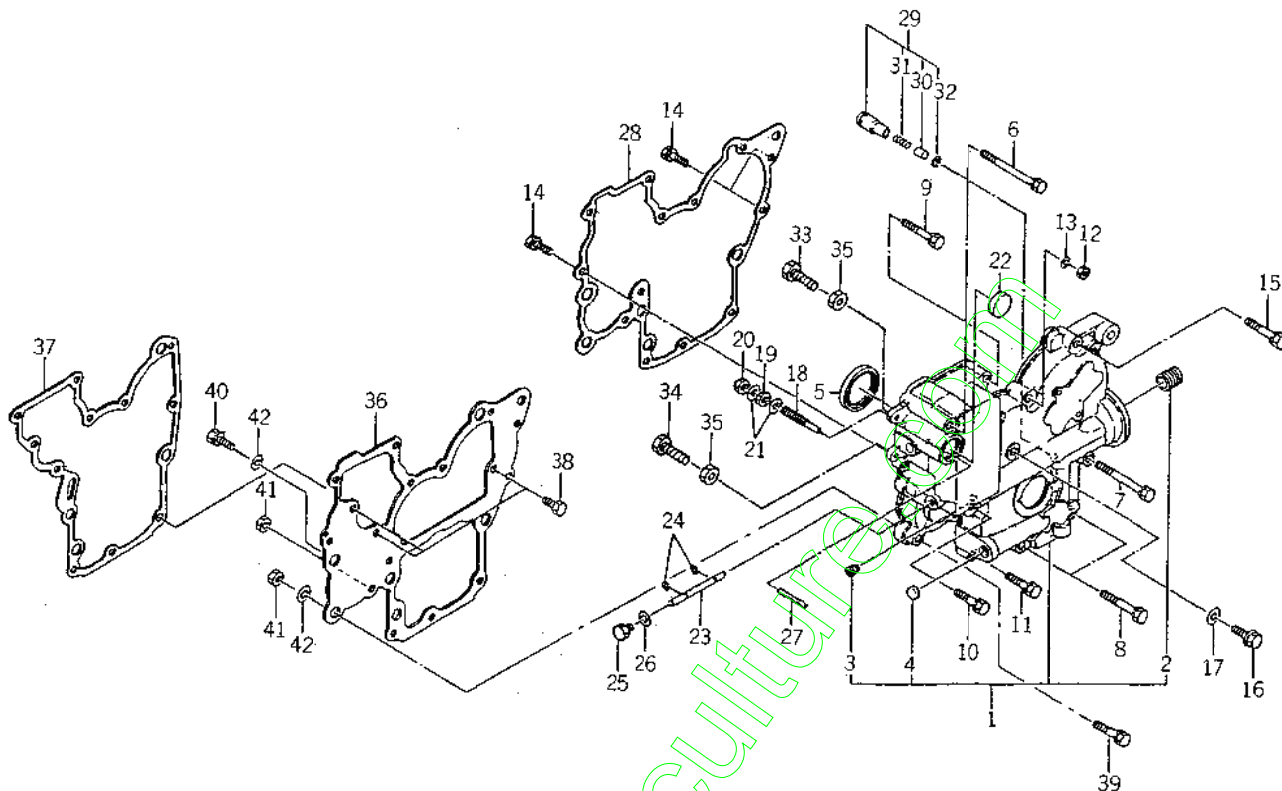
FIG. 9 TIMING GEAR CASE



6003-240C

KEY	PART CODE	DESCRIPTION	QTY	TYPE OF MODEL		I T C	C O L	G R P	REMARKS
				E255G01					
1	6211 - 310 - 006 - 20	GEARCASE ASSY	1	*					
2	6213 - 319 - 001 - 00	CONNECTOR,OIL FILTER	1	*					
3	6509 - 605 - 019 - 10	PLUG	3	*					
4	6209 - 610 - 002 - 10	CUP/SEALING/16	1	*					
5	6209 - 625 - 002 - 00	SEAL,OIL	1	*					
6	6209 - 030 - 005 - 00	BOLT/M8X85	1	*					
7	6209 - 030 - 006 - 00	BOLT/M8X75	1	*					
8	6509 - 000 - 084 - 00	BOLT/L=55	2	*					
9	6509 - 030 - 037 - 00	BOLT	2	*					
10	6901 - 910 - 840 - 00	BOLT	1	*					
11	6901 - 910 - 835 - 00	BOLT,SEMS/M8X35	1	*					
12	6909 - 110 - 508 - 00	NUT/M8	1	*					
13	6909 - 150 - 508 - 00	WASHER	1	*					
14	V211 - 560 - 802 - 00	BOLT/M8X20	3	*					
15	6901 - 910 - 845 - 00	BOLT,SEMS/M8X45	1	*					
16	6209 - 046 - 001 - 00	BOLT/M8X30	1	*					
17	6909 - 920 - 843 - 00	PACKING	1	*					
18	6215 - 546 - 001 - 00	STOPPER,FULL - LOAD	1	*					
19	6209 - 409 - 001 - 00	NUT/M8	1	*					
20	V341 - 120 - 008 - 00	NUT,CAP/M 8	1	*					
21	6909 - 920 - 843 - 00	PACKING	2	*					
22	3625 - 540 - 004 - 00	CAP,BLANK/30	1	*					
23	6215 - 542 - 001 - 10	PIN/ARM	1	*					
24	V710 - 140 - 004 - 00	RING,SNAP/ 4 E	2	*					
25	6909 - 202 - 308 - 00	PLUG	1	*					

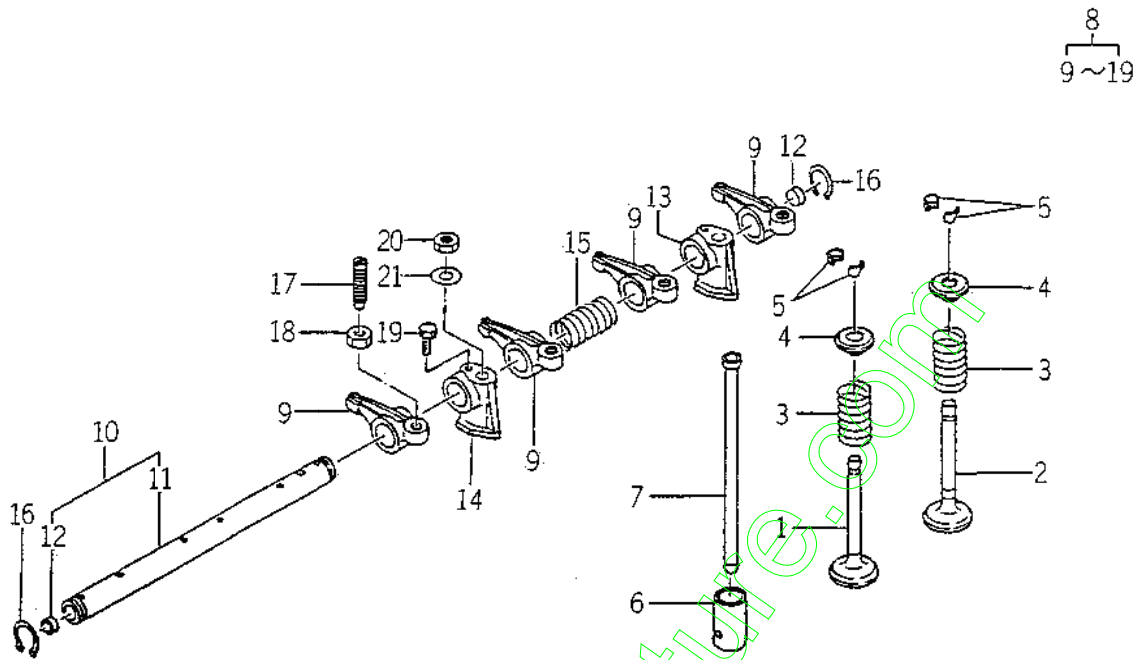
FIG. 9 TIMING GEAR CASE



6003-240C

KEY	PART CODE	DESCRIPTION	QTY	TYPE OF MODEL		I T C	C O L	G R P	REMARKS
				E255601					
26	6909 - 920 - 843 - 00	PACKING	1	*					
27	6209 - 740 - 001 - 00	PIN,GROOVE	1	*					
28	6211 - 312 - 001 - 20	GASKET/GEARCASE	1	*					
29	6213 - 160 - 002 - 00	VALVE/RELIEF ASSY	1	*					
30	6213 - 161 - 001 - 00	PISTON/RELIEF VALVE	1	*					
31	6213 - 164 - 001 - 00	SPRING/RELIEF VALVE	1	*					
32	V705 - 140 - 012 - 00	RING,SNAP/12 C	1	*					
33	6209 - 050 - 001 - 00	BOLT/M6	1	*					
34	6209 - 050 - 002 - 00	BOLT/M6	1	*					
35	6909 - 110 - 406 - 00	NUT	2	*					
36	6211 - 311 - 005 - 10	PLATE,FRONT	1	*					
37	6211 - 312 - 002 - 20	GASKET/PLATE	1	*					
38	6902 - 050 - 816 - 00	BOLT	3	*					
39	6901 - 910 - 840 - 00	BOLT	2	*					
40	V211 - 560 - 802 - 50	BOLT,SEMS/M8X25 7T	1	*					
41	6909 - 110 - 508 - 00	NUT/M8	2	*					
42	6909 - 164 - 708 - 00	WASHER,PL/M8	2	*					

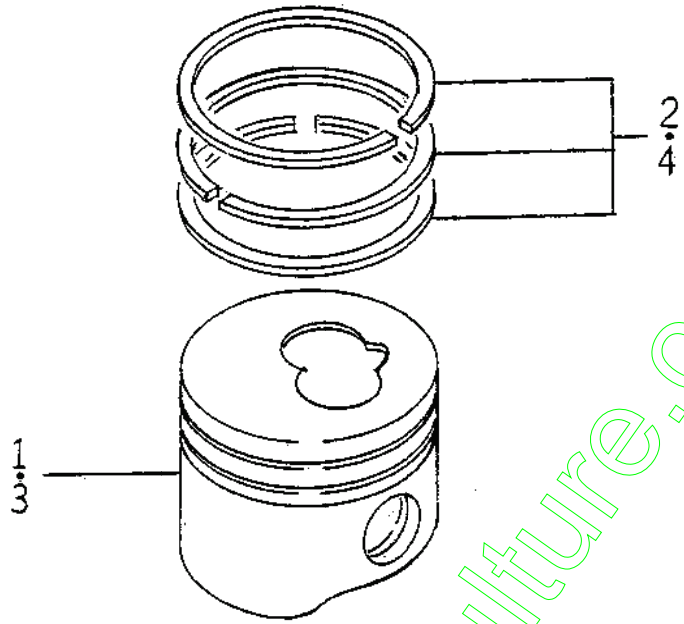
FIG. 11 VALVE



6003-301A

KEY	PART CODE	DESCRIPTION	QTY	TYPE OF MODEL		I T C	C O L	G R P	REMARKS
				E255G01					
1	6212 - 551 - 001 - 00	VALVE,INTAKE	2	*					
2	6212 - 552 - 001 - 00	VALVE,EXHAUST	2	*					
3	6212 - 561 - 001 - 00	SPRING,VALVE	4	*					
4	6212 - 563 - 001 - 00	SEAT,VALVE SPRING	4	*					
5	6212 - 565 - 001 - 00	CUTTER,VALVE	8	*					
6	6212 - 571 - 001 - 10	TAPPET	4	*					
7	6212 - 575 - 001 - 00	ROD,PUSH	4	*					
8	6212 - 600 - 003 - 00	SHAFT,ROCKER	1	*					
9	6212 - 611 - 004 - 10	ROCKERARM	4	*					
10	6212 - 620 - 002 - 10	SHAFT,ROCKER ARMSSY	1	*					
11	6212 - 621 - 003 - 10	SHAFT/ROCKERARM	1	*					
12	6212 - 626 - 002 - 10	PLUG	2	*					
13	6212 - 628 - 004 - 00	BRACKET ROCKER SHAFT	1	*					
14	6212 - 628 - 005 - 00	BRACKET,ROCKER SHAFT	1	*					
15	6209 - 940 - 004 - 00	SPRING	1	*					
16	V704 - 140 - 016 - 00	RING,SNAP/16 C	2	*					
17	6212 - 616 - 002 - 00	SCREW ADJUST	4	*					
18	6209 - 409 - 003 - 00	NUT	4	*					
19	6209 - 000 - 002 - 00	BOLT	1	*					
20	6909 - 110 - 508 - 00	NUT/M8	2	*					
21	6909 - 164 - 508 - 00	WASHER,PL/M8	2	*					

FIG. 14 PISTON/OVER SIZE (OPTION)

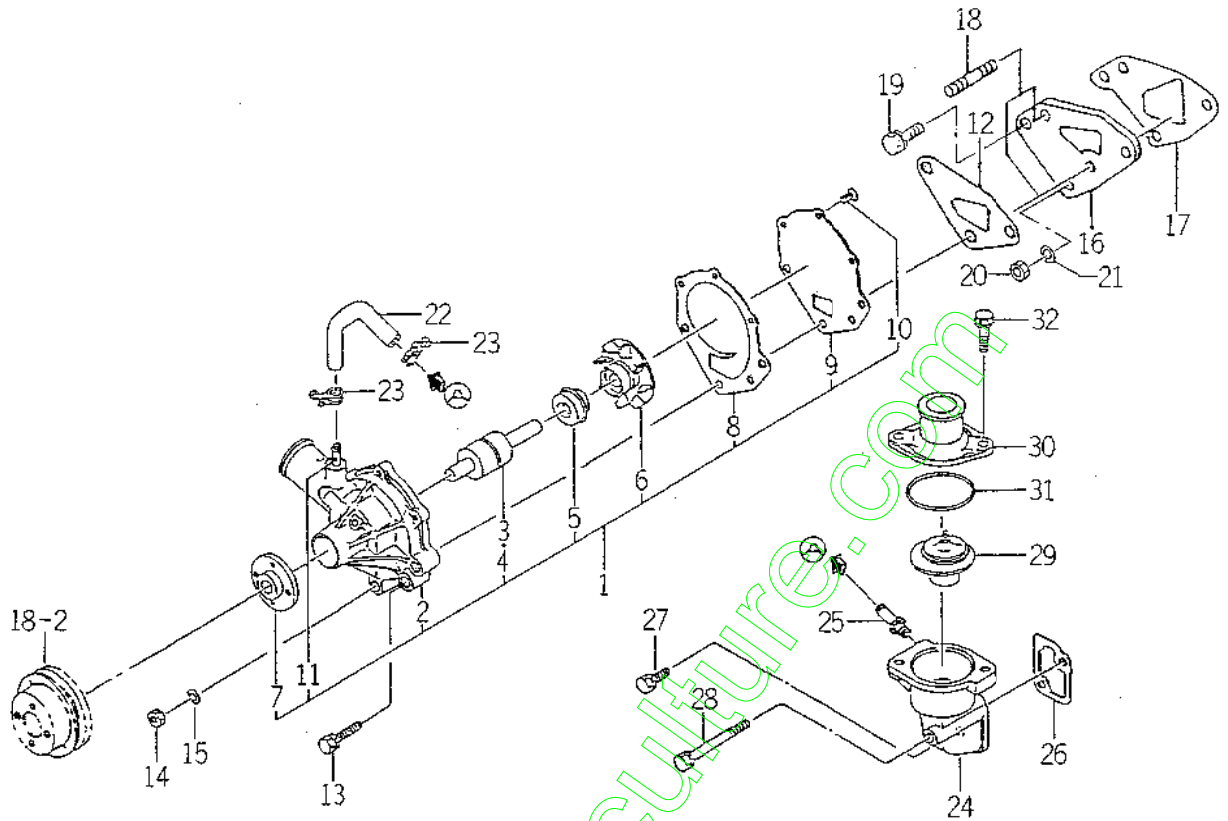


6003-3498

KEY	PART CODE	DESCRIPTION	QTY	TYPE OF MODEL		I T C	C O L	G R P	REMARKS
				E255G01					
1	6212 - 114 - 009 - 00	PISTON/0.50	2		T				
2	6212 - 124 - 004 - 00	RING,PISTON/0.50 SET	2		T				
3	6212 - 116 - 009 - 00	PISTON/1.00	2		T				
4	6212 - 126 - 004 - 00	RING,PISTON/1.00 SET	2		T				

www.emc-motoculture.com

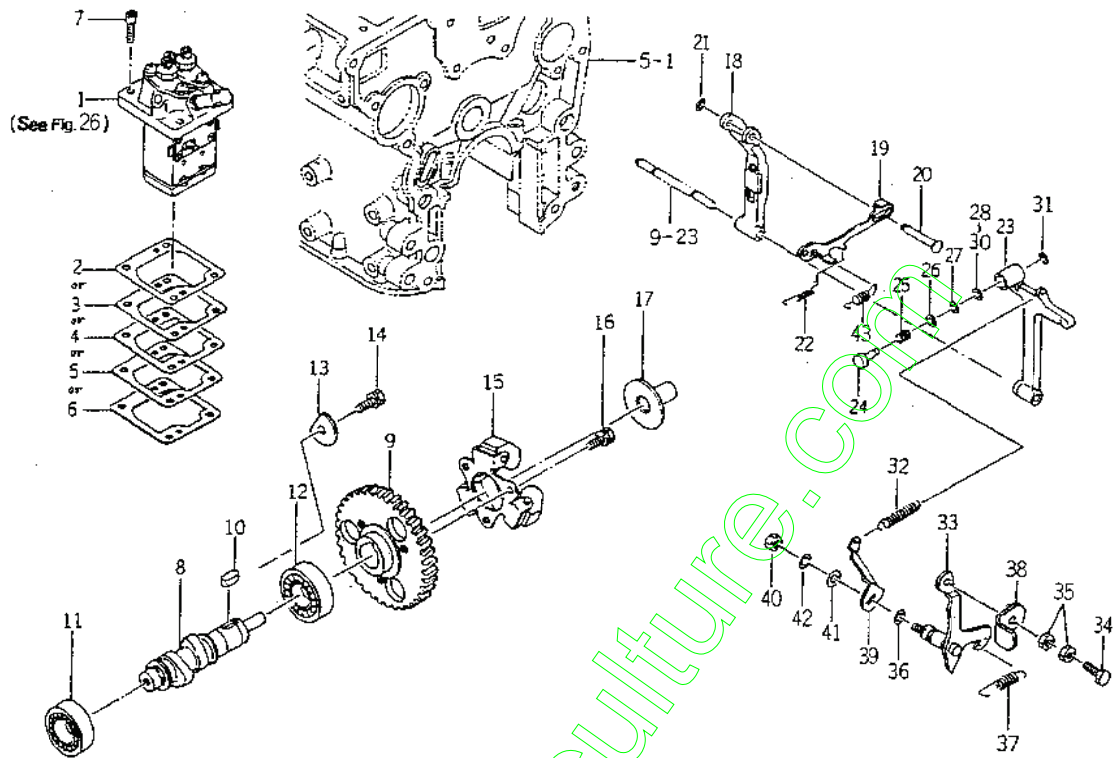
FIG. 17 WATER PUMP



6005-120B

KEY	PART CODE	DESCRIPTION	QTY	TYPE OF MODEL		I T C	C O L	G R P	REMARKS
				E255601					
1	6213 - 610 - 005 - 30	WATERPUMP ASSY	1	*					
2	6213 - 611 - 003 - 20	BODY/WATERPUMP	1	*					
3	6213 - 631 - 002 - 00	BEARING/WATER PUMP	1	*					
4	6213 - 631 - 005 - 00	BEARING/WATERPUMP	1	*					
5	6213 - 622 - 002 - 10	SEAL SET/WATER PUMP	1	*					
6	6213 - 621 - 003 - 00	ROTOR/WATERPUMP	1	*					
7	6213 - 642 - 002 - 00	SEAL/WATER PUMPPULLE	1	*					
8	6213 - 613 - 002 - 10	GASKET	1	*					
9	6213 - 612 - 004 - 00	PLATE/WATER PUMP	1	*					
10	6213 - 619 - 003 - 00	SCREW/WATER PUMP	3	*					
11	6213 - 619 - 002 - 00	PIPE/WATER PUMP	1	*					
12	6213 - 614 - 003 - 10	GASKET/WATER PUMP	1	*					
13	6901 - 910 - 845 - 00	BOLT,SEMS/M8X45	1	*					
14	6909 - 110 - 508 - 00	NUT/M8	2	*					
15	6909 - 150 - 508 - 00	WASHER	2	*					
16	6213 - 619 - 005 - 00	SPACER,WATER PUMP	1	*					
17	6213 - 614 - 006 - 10	GASKET/SPACER	1	*					
18	6209 - 300 - 002 - 00	STUD	2	*					
19	V211 - 560 - 802 - 00	BOLT/M8X20	1	*					
20	6909 - 110 - 508 - 00	NUT/M8	1	*					
21	6909 - 150 - 508 - 00	WASHER	1	*					
22	6213 - 729 - 001 - 00	HOSE,RUBBER	1	*					
23	J061 - 210 - 015 - 00	CLAMP/WIRE/10 - 15	2	*					
24	6213 - 716 - 001 - 40	HOUSING/THERMOSTAT	1	*					
25	6213 - 721 - 003 - 00	PIPE,PUMP HOUSING	1	*					

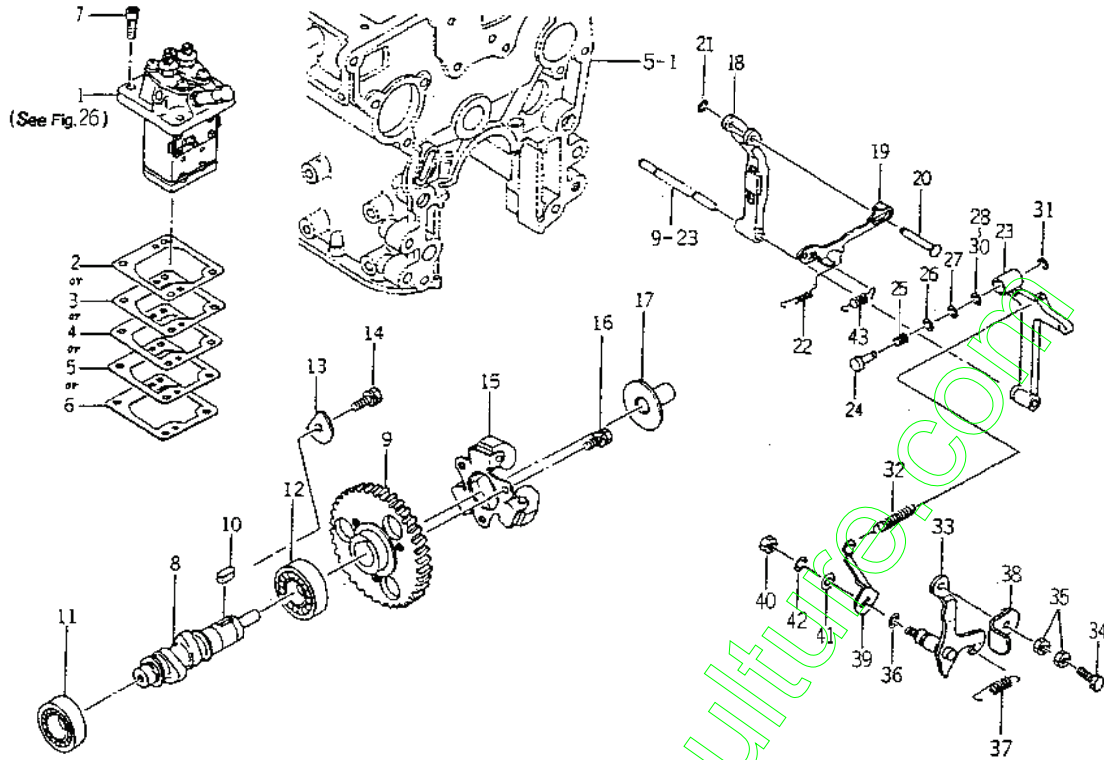
FIG. 20 INJECTION PUMP



6063-51DF

KEY	PART CODE	DESCRIPTION	QTY	TYPE OF MODEL		I T C	C O L	G R P	REMARKS
				E255G01					
1	6215 - 600 - 057 - 00	PUMP,INJ ASSY	1	*					FIG 026
2	6219 - 752 - 011 - 00	SHIM,INJ PUMP	1	*					
3	6219 - 752 - 012 - 00	SHIM,INJ PUMP	1	*					
4	6219 - 752 - 013 - 00	SHIM,INJ PUMP	1	*					
5	6219 - 752 - 014 - 00	SHIM,INJ PUMP	1	*					
6	6219 - 752 - 015 - 00	SHIM,INJECTION PUMP	1	*					
7	6209 - 056 - 001 - 00	BOLT/M6X18	4	*					
8	6215 - 621 - 004 - 10	SHAFT,CAM/INJ.PUMP	1	*					
9	6212 - 524 - 002 - 00	GEAR,INJ PUMP	1	*					
10	6908 - 000 - 716 - 00	KEY	1	*					
11	V600 - 110 - 620 - 30	BEARING,RB/6203	1	*					
12	V600 - 110 - 600 - 40	BEARING,RB/6004	1	*					
13	6212 - 535 - 002 - 00	PLATE,THRUST INJPUMP	1	*					
14	6901 - 910 - 612 - 00	BOLT,SEMS/M6X12	1	*					
15	6215 - 520 - 001 - 00	FLYWEIGHT	1	*					
16	6209 - 030 - 043 - 00	BOLT/M6X10	3	*					
17	6215 - 526 - 001 - 10	PIECE,THRUST	1	*					
18	6215 - 541 - 001 - 00	ARM,FLOATING	1	*					
19	6215 - 543 - 003 - 20	LINK/CONTROL	1	*					
20	6215 - 542 - 002 - 00	PIN,CONTROL LINK	1	*					
21	V710 - 140 - 004 - 00	RING,SNAP/ 4 E	1	*					
22	6215 - 549 - 003 - 00	SPRING,SETTING	1	*					
23	6215 - 541 - 002 - 10	ARM,TENSION	1	*					
24	6215 - 549 - 004 - 10	PIN,ADAPTER	1	*					
25	6215 - 536 - 001 - 00	SPRING,ADAPTER	1	*					

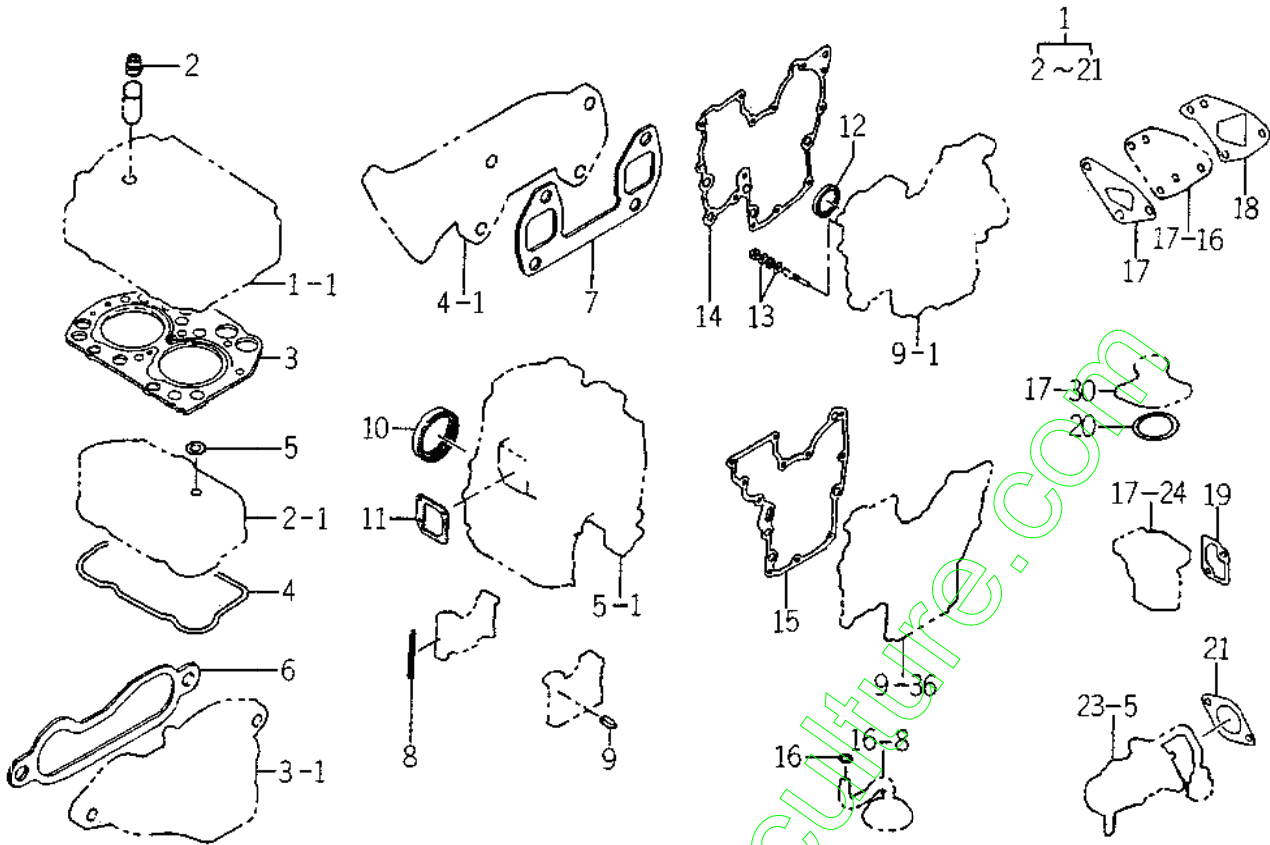
FIG. 20 INJECTION PUMP



8003-310F

KEY	PART CODE	DESCRIPTION	QTY	TYPE OF MODEL		I T C	C O L	G R P	REMARKS
				E255G01					
26	6215 - 549 - 006 - 00	SHIM,ADAPTER	2	*					
27	6215 - 549 - 009 - 00	SHIM,ADAPTER	2	*					
28	6215 - 549 - 010 - 00	SHIM,ADAPTER	2	*					
29	6215 - 549 - 023 - 00	SHIM/ADAPTER	1	*					
30	6215 - 549 - 024 - 00	SHIM/ADAPTER	1	*					
31	V710 - 140 - 004 - 00	RING,SNAP / 4 E	1	*					
32	6215 - 531 - 005 - 00	SPRING,GOVERNOR	1	*					
33	6215 - 541 - 003 - 10	LEVER,CONTROL	1	*					
34	6209 - 044 - 001 - 00	BOLT / M6X18	1	*					
35	6909 - 111 - 406 - 00	NUT	2	*					
36	V720 - 101 - 900 - 80	O - RING, P 8	1	*					
37	6209 - 580 - 002 - 10	SPRING,RETURN	1	*					
38	6215 - 549 - 021 - 00	PLATE,CONTROL VALVE	1	*					
39	6215 - 549 - 007 - 00	ARM,CONTROL	1	*					
40	6909 - 110 - 406 - 00	NUT	1	*					
41	V411 - 260 - 006 - 00	WASHER / M6	1	*					
42	6909 - 150 - 506 - 00	WASHER,SP/M6	1	*					
43	6215 - 549 - 008 - 00	SPRING,STARTING	1	*					

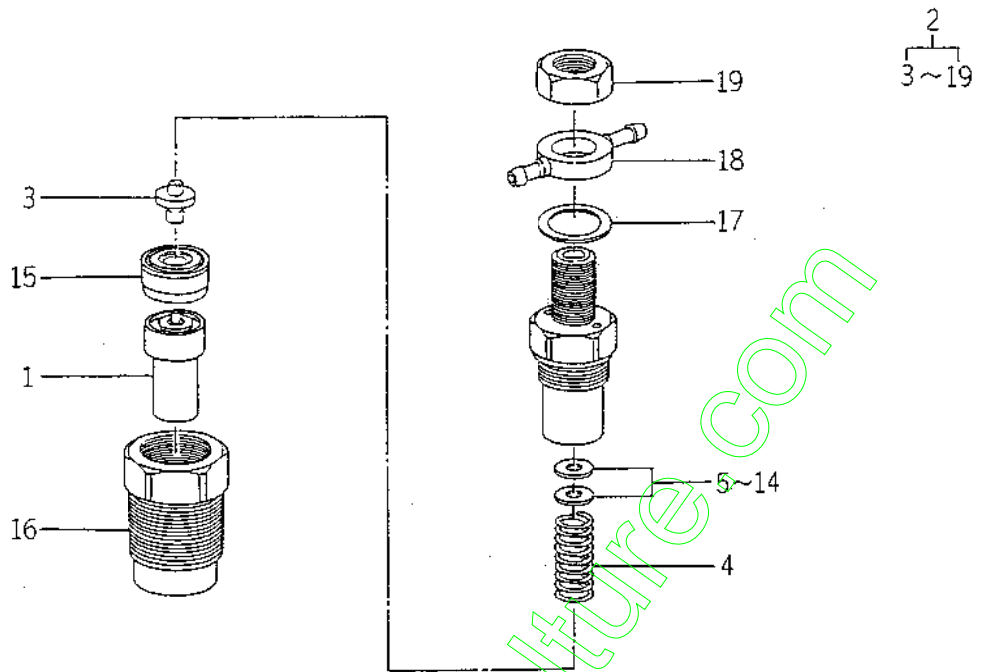
FIG. 24 REPAIR KIT



60C3-966A

KEY	PART CODE	DESCRIPTION	QTY	TYPE OF MODEL		I T C	C O L	G R P	REMARKS
				E255G01					
1	6287-810-005-10	REPAIR/ENGINE SET	1	R					
2	6212-569-002-00	SEAL,OIL	4	R					
3	6211-141-010-20	GASKET/CYLINDERHEAD	1	R					
4	6211-173-004-00	SEAL,CYL COVER	1	R					
5	6909-572-008-00	PACKING	2	R					
6	6214-115-002-20	GASKET	1	R					
7	6214-145-006-10	GASKET EXHAUST MANIF	1	R					
8	6211-258-001-00	SEAL,BEARING CAP	4	R					
9	6211-258-002-00	SEAL BEARING CAP/7	2	R					
10	6209-625-001-00	SEAL,OIL	1	R					
11	6211-292-001-20	GASKET/COVER	1	R					
12	6209-625-002-00	SEAL,OIL	1	R					
13	6909-920-843-00	PACKING	4	R					
14	6211-312-001-20	GASKET/GEARCASE	1	R					
15	6211-312-002-20	GASKET/PLATE	1	R					
16	V720-102-401-50	O-RING/P15	1	R					
17	6213-614-003-10	GASKET/WATER PUMP	1	R					
18	6213-614-006-10	GASKET/SPACER	1	R					
19	6213-743-002-10	GASKET/HOUSING	1	R					
20	V723-102-005-50	O-RING	1	R					
21	6209-630-002-10	GASKET	1	R					

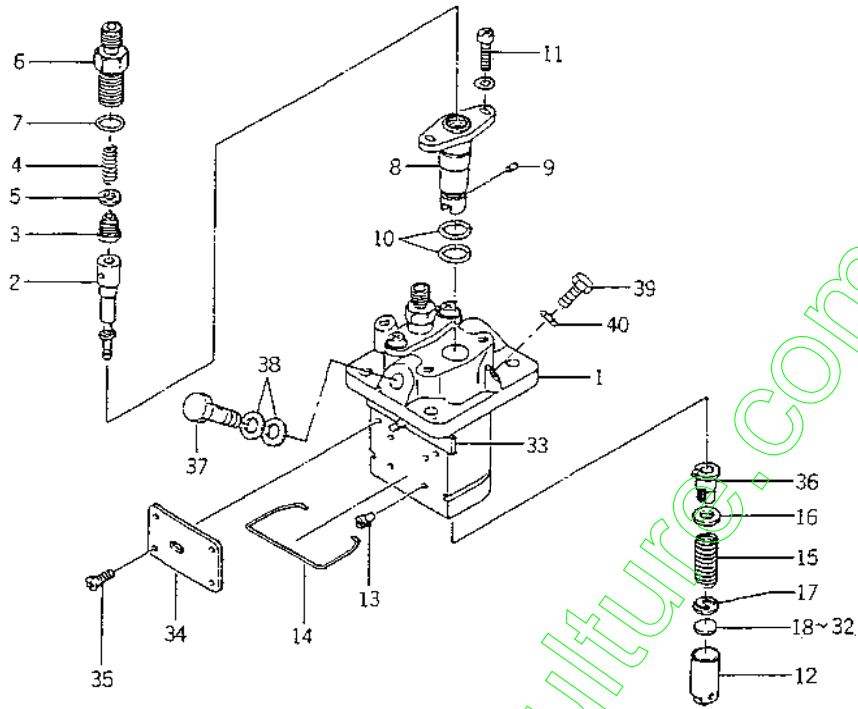
FIG. 25 6215 - 300 - 005 - 00



6003-301C

KEY	PART CODE	DESCRIPTION	QTY	TYPE OF MODEL		I T C	C O L	G R P	REMARKS
				E255G01					
1	6215 - 311 - 005 - 00	NOZZLE	2	*					
2	6215 - 330 - 007 - 00	HOLDER,NOZZLE ASSY	2	*					
3	6215 - 342 - 002 - 00	SEAT,SPRING	2	*					
4	6215 - 343 - 002 - 00	SPRING,NOZZLE	2	*					
5	6215 - 345 - 044 - 00	SHIM/T = 0.1	2	*					
6	6215 - 345 - 045 - 00	SHIM/T = 0.2	2	*					
7	6215 - 345 - 046 - 00	SHIM/T = 0.3	2	*					
8	6215 - 345 - 047 - 00	SHIM/T = 0.4	2	*					
9	6215 - 345 - 048 - 00	SHIM/T = 0.5	2	*					
10	6215 - 345 - 049 - 00	SHIM/T = 0.52	2	*					
11	6215 - 345 - 050 - 00	SHIM/T = 0.54	2	*					
12	6215 - 345 - 051 - 00	SHIM/T = 0.56	2	*					
13	6215 - 345 - 052 - 00	SHIM/T = 0.58	2	*					
14	6215 - 345 - 053 - 00	SHIM/T = 0.8	2	*					
15	6215 - 339 - 002 - 00	SPACER	2	*					
16	6215 - 332 - 002 - 00	NUT,RETAINING	2	*					
17	6215 - 359 - 003 - 00	GASKET	2	*					
18	6215 - 355 - 003 - 00	EYE	2	*					
19	6215 - 359 - 004 - 00	NUT	2	*					

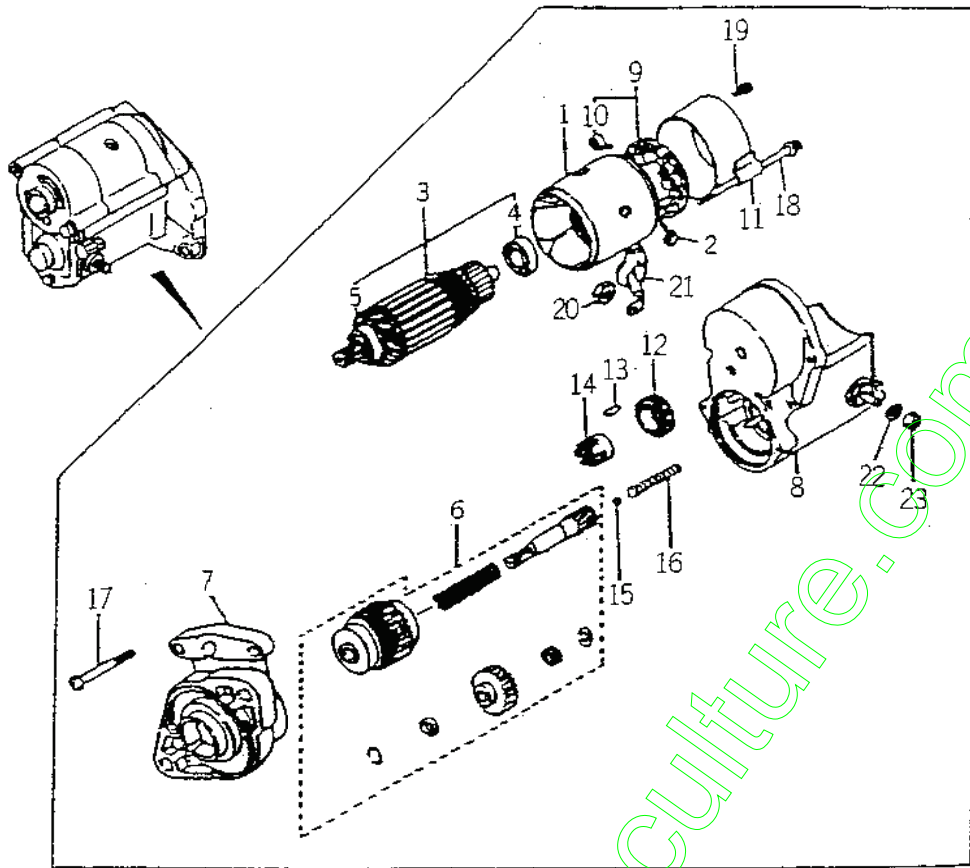
FIG. 26 6215 - 600 - 057 - 00



60CS-51CF

KEY	PART CODE	DESCRIPTION	QTY	TYPE OF MODEL		I T C	C O L	G R P	REMARKS
				E255601					
1	6215 - 611 - 003 - 00	HOUSING PUMP	1	*					
2	6215 - 631 - 004 - 00	PLUNGER ASSY	2	*					
3	6215 - 641 - 002 - 00	VALVE, DELIVERY	2	*					
4	6215 - 643 - 003 - 00	SPRING, DELIVERY VALVE	2	*					
5	6215 - 649 - 003 - 00	GASKET	2	*					
6	6215 - 644 - 003 - 00	HOLDER, DELIVERY VALVE	2	*					
7	6215 - 649 - 004 - 00	O - RING	2	*					
8	6215 - 635 - 002 - 00	SLEEVE, FRANGE	2	*					
9	6215 - 649 - 005 - 00	PIN	2	*					
10	6215 - 649 - 006 - 00	O - RING	4	*					
11	6215 - 649 - 007 - 00	SCREW	4	*					
12	6215 - 622 - 002 - 00	TAPPET	2	*					
13	6215 - 629 - 017 - 00	PIN	2	*					
14	6215 - 629 - 019 - 00	RING SNAP	1	*					
15	6215 - 634 - 002 - 00	SPRING, PLUNGER	2	*					
16	6215 - 639 - 006 - 00	SEAT, SPRING	2	*					
17	6215 - 639 - 007 - 00	SEAT, SPRING	2	*					
18	6215 - 629 - 020 - 00	PLATE / T = 1.80	1	*					
19	6215 - 629 - 021 - 00	PLATE / T = 1.85	1	*					
20	6215 - 629 - 022 - 00	PLATE / T = 1.90	1	*					
21	6215 - 629 - 023 - 00	PLATE / T = 1.95	1	*					
22	6215 - 629 - 024 - 00	PLATE / T = 2.00	1	*					
23	6215 - 629 - 025 - 00	PLATE / T = 2.05	1	*					
24	6215 - 629 - 026 - 00	PLATE / T = 2.10	1	*					
25	6215 - 629 - 027 - 00	PLATE / T = 2.15	1	*					

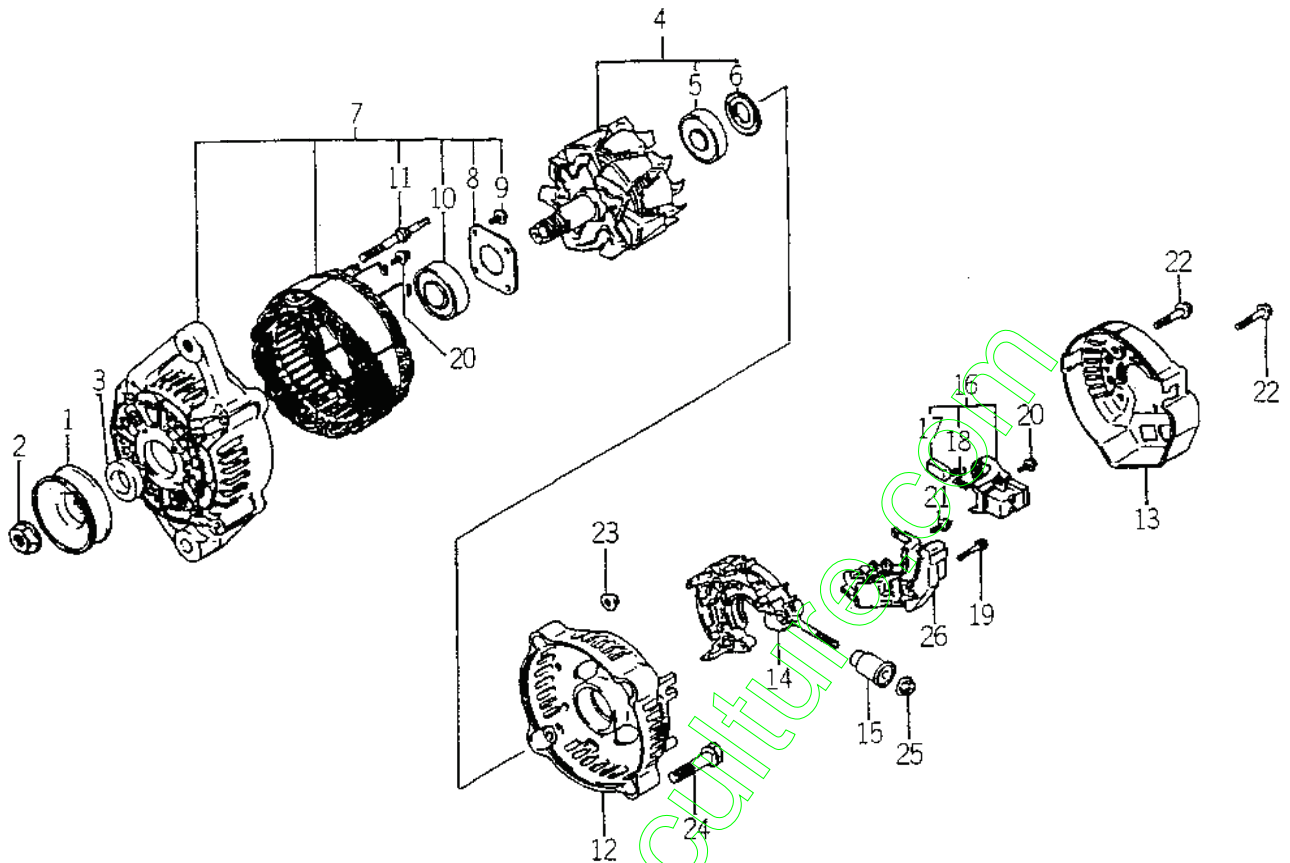
FIG. 27 6281 - 100 - 003 - 00



8003-8010

KEY	PART CODE	DESCRIPTION	QTY	TYPE OF MODEL		I T C	C O L	G R P	REMARKS
				E255G01					
1	6281 - 111 - 002 - 00	YOKE/STARTER	1	*					
2	6281 - 116 - 002 - 00	STARTER KIT	2	*					
3	6281 - 121 - 003 - 00	ARMATURE	1	*					
4	6281 - 129 - 010 - 00	BEARING,BALL	1	*					
5	6281 - 129 - 011 - 00	BEARING,BALL	1	*					
6	6281 - 124 - 001 - 00	STARTER KIT	1	*					
7	6281 - 129 - 007 - 00	HOUSING/STARTER ASSY	1	*					
8	6281 - 151 - 004 - 00	SWITCH/STARTER ASSY	1	*					
9	6281 - 118 - 001 - 00	HOLDER ASSY	1	*					
10	6581 - 117 - 007 - 00	SPRING,BRUSH	4	*					
11	6281 - 115 - 004 - 00	FRAME/STARTER END	1	*					
12	6581 - 123 - 011 - 00	PINION,STARTER	1	*					
13	6581 - 129 - 099 - 00	FORA	5	*					
14	6581 - 129 - 100 - 00	RETAINER	1	*					
15	6581 - 129 - 092 - 00	BALL	1	*					
16	6581 - 129 - 096 - 00	SPRING	1	*					
17	6281 - 129 - 006 - 00	SCREW	2	*					
18	6281 - 129 - 008 - 00	BOLT/WS	2	*					
19	6281 - 129 - 009 - 00	SCREW/WS	2	*					
20	6909 - 111 - 508 - 00	NUT	1	*					
21	6281 - 129 - 019 - 00	CAP/RABBER	4	*					
22	6909 - 150 - 508 - 00	WASHER	1	*					
23	6909 - 110 - 408 - 00	NUT/M8	1	*					

FIG. 28 6281 - 200 - 016 - 00



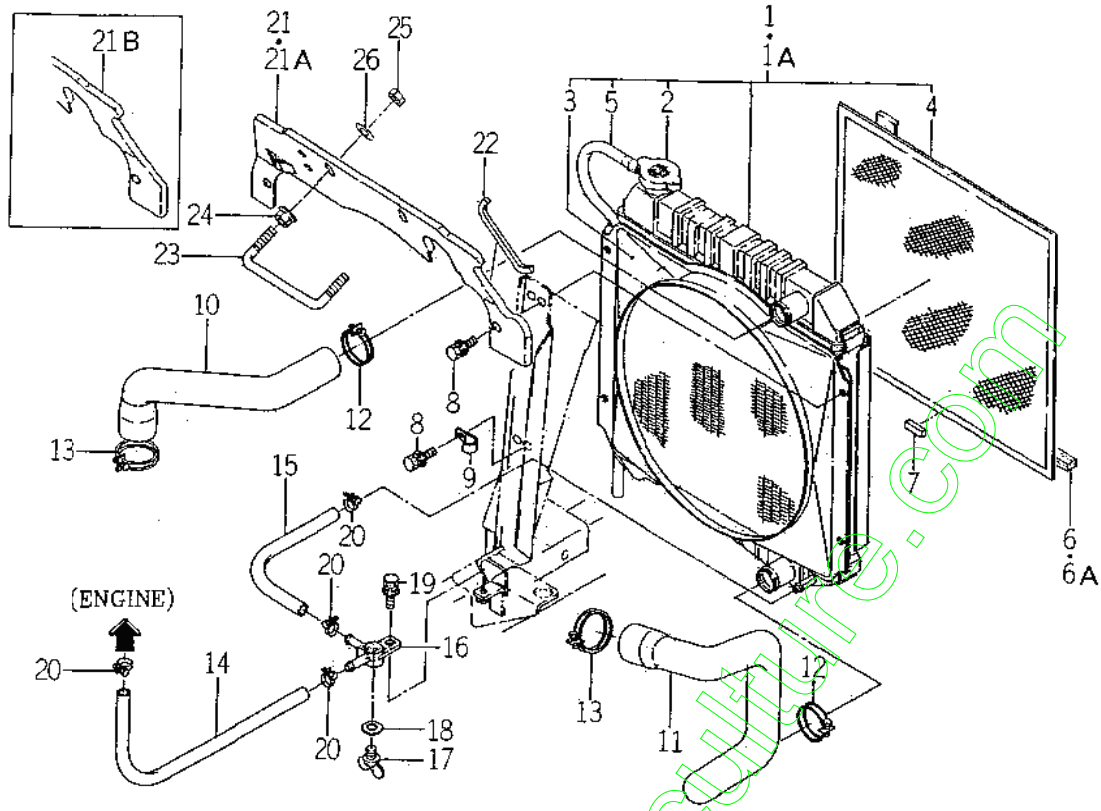
6103-801G

KEY	PART CODE	DESCRIPTION	QTY	TYPE OF MODEL		I T C	C O L	G R P	REMARKS
				E255G01					
1	6281 - 222 - 004 - 00	PULLEY	1	*					
2	6281 - 229 - 002 - 00	NUT	1	*					
3	6281 - 229 - 003 - 00	COLLOR	1	*					
4	6281 - 221 - 001 - 00	ROTOR ASSY	1	*					
5	6281 - 229 - 005 - 00	BEARING	1	*					
6	6281 - 229 - 004 - 00	COVER,BEARING	1	*					
7	6281 - 213 - 003 - 00	FRAME,DRIVE END ASSY	1	*					
8	6281 - 229 - 006 - 00	PLATE	1	*					
9	6281 - 229 - 007 - 00	BOLT	4	*					
10	6281 - 229 - 009 - 00	BEARING	1	*					
11	6281 - 229 - 008 - 00	BOLT	2	*					
12	6281 - 214 - 003 - 00	FRAME	1	*					
13	6281 - 214 - 004 - 00	COVER	1	*					
14	6281 - 229 - 010 - 00	HOLDER ASSY	1	*					
15	6281 - 229 - 011 - 00	BUSH	1	*					
16	6281 - 217 - 001 - 00	HOLDER,BRUSH ASSY	1	*					
17	6281 - 215 - 001 - 00	BRUSH	2	*					
18	6281 - 216 - 001 - 00	SPRING	2	*					
19	6281 - 229 - 012 - 00	BOLT	2	*					
20	6281 - 229 - 013 - 00	BOLT	6	*					
21	6281 - 229 - 014 - 00	BOLT	1	*					
22	6281 - 229 - 015 - 00	BOLT	3	*					
23	6281 - 229 - 016 - 00	NUT	2	*					
24	6281 - 229 - 017 - 00	BOLT	2	*					
25	6281 - 229 - 018 - 00	NUT	1	*					

CHASSIS

www.emc-motoculture.com

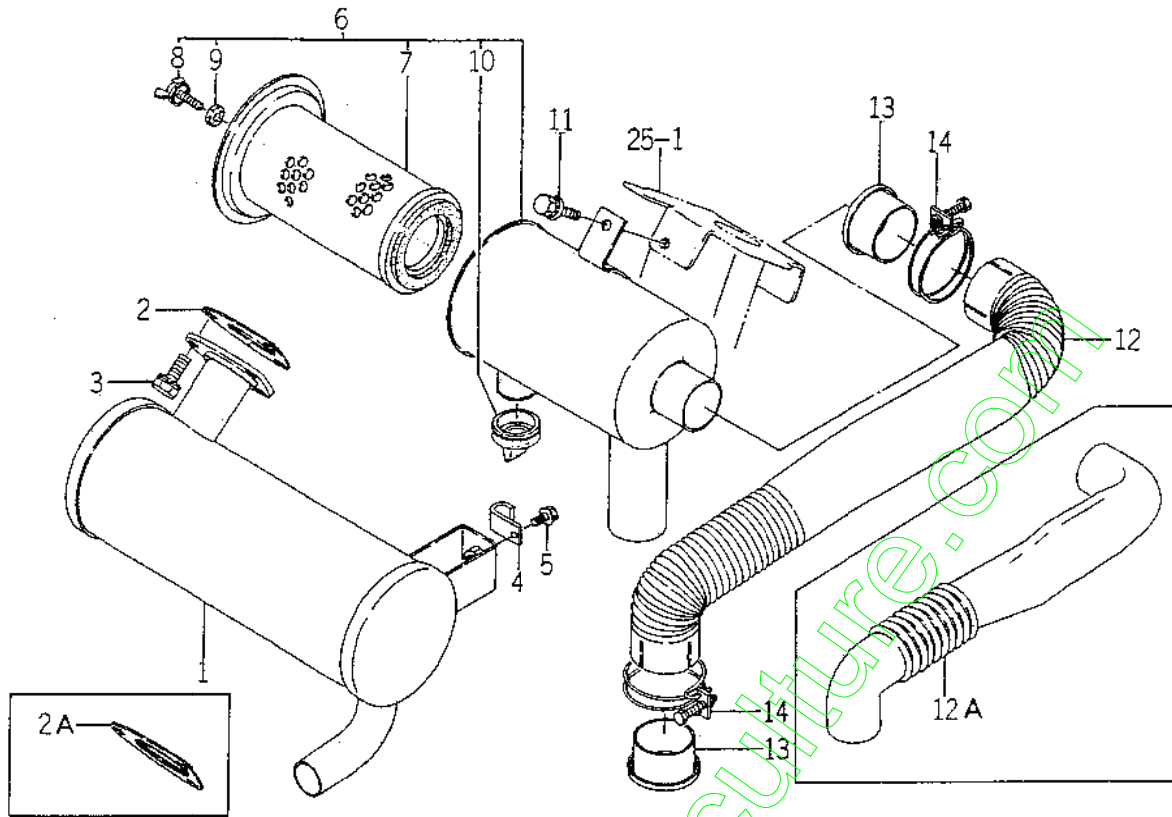
FIG. 2 RADIATOR SYSTEM



1593-1123

KEY	PART CODE	DESCRIPTION	QTY	TYPE OF MODEL		I T C	C O L	G R P	REMARKS
				SG13					
1	1593 - 102 - 500 - 00	RADIATOR ASSY	1	1-					
1A	1593 - 102 - 500 - 10	RADIATOR ASSY	1	-366 367-					
2	1593 - 102 - 502 - 00	CAP	1	*					
3	1593 - 102 - 503 - 00	SHROUD,FAN	1	*					
4	1593 - 102 - 504 - 00	PROTECTOR,FRONT	1	*					
5	1593 - 102 - 505 - 00	HOSE,VINYL	1	*					
6	1593 - 102 - 005 - 20	SEAL/15X10X340	1	1-					
6A	1593 - 102 - 005 - 30	SEAL/15X10X340	1	-17 18-					
7	1593 - 102 - 011 - 00	SEAL/10X05X27	1	167-					
8	V211 - 360 - 802 - 00	BOLT (SP) M8X20	4	*					
9	1425 - 621 - 004 - 00	CLAMP,HARNES	1	*					
10	1593 - 102 - 001 - 10	HOSE,RADIATOR/UP	1	*					
11	1593 - 102 - 002 - 10	HOSE,RADIATOR/LW	1	*					
12	J061 - 232 - 040 - 00	CLAMP,WIRE/32 - 40	2	*					
13	J061 - 238 - 046 - 00	CLAMP,WIRE/38 - 46	2	*					
14	1593 - 102 - 003 - 20	HOSE/270	1	*					
15	1593 - 102 - 004 - 20	HOSE/210	1	*					
16	1560 - 104 - 010 - 40	CONNECTOR	1	*					
17	1424 - 101 - 203 - 00	PLUG	1	*					
18	1424 - 101 - 204 - 00	PACKING	1	*					
19	V211 - 360 - 802 - 00	BOLT (SP) M8X20	1	*					
20	J061 - 210 - 015 - 00	CLAMP,WIRE/10 - 15	4	*					
21	1593 - 102 - 006 - 30	PANEL,RADIATOR	1	1-					
21A	1593 - 102 - 006 - 40	PANEL,RADIATOR	1	-366 367-					
21B	1593 - 102 - 006 - 50	PANEL,RADIATOR	1	-527 528-					

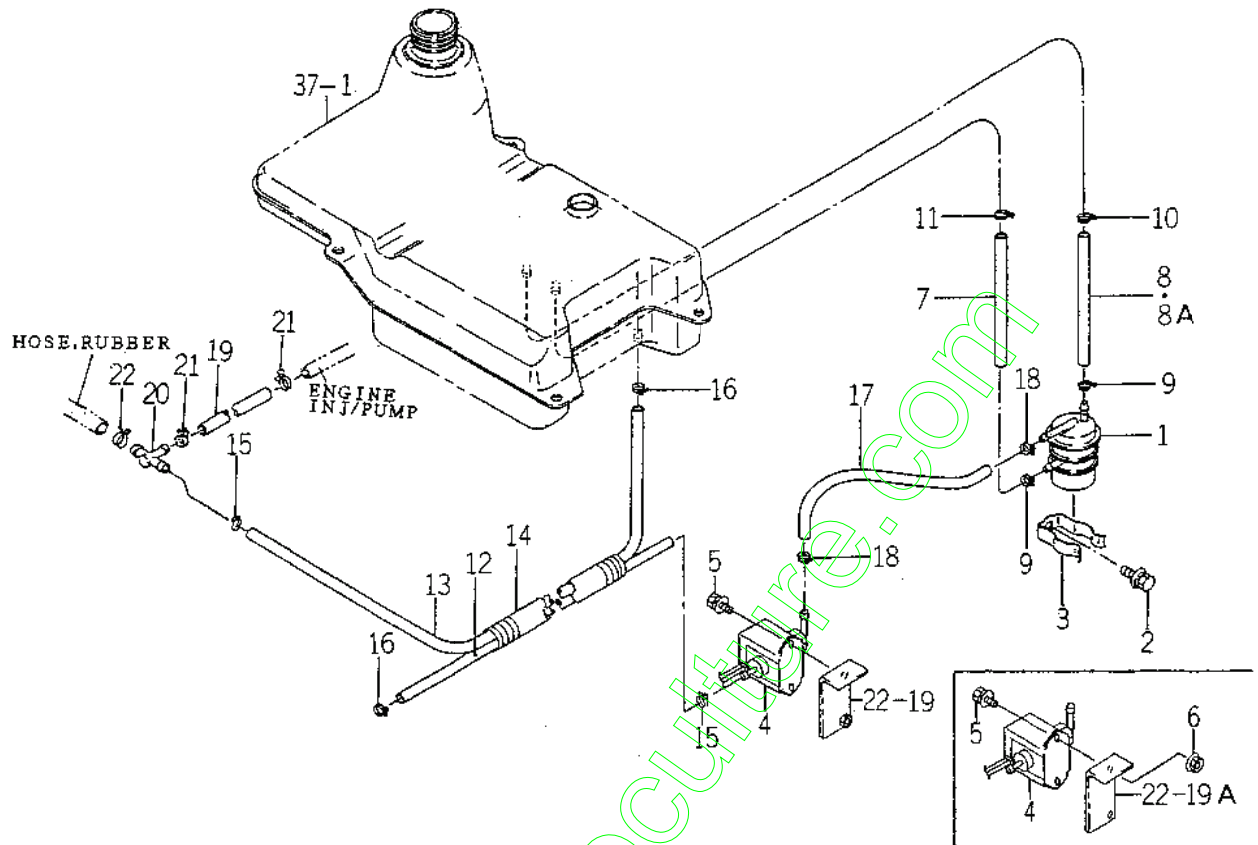
FIG. 3 MUFFLER and AIR CLEANER SYSTEM



1563 142B

KEY	PART CODE	DESCRIPTION	QTY	TYPE OF MODEL		I T C	C O L	G R P	REMARKS
				SG13					
1	1593 - 103 - 500 - 10	MUFFLER	1	*					
2	1593 - 103 - 053 - 10	GASKET,MUFFLER	1	1- -80					
2A	1593 - 103 - 054 - 00	GASKET,MUFFLER	1	81-					
3	V211 - 561 - 002 - 00	BOLT/M10X20	3	*					
4	1425 - 621 - 004 - 00	CLAMP,HARNESS	1	*					
5	V211 - 660 - 802 - 00	BOLT/8X20	1	*					
6	1593 - 104 - 500 - 00	CLEANER,AIR ASSY	1	*					
7	1593 - 104 - 502 - 00	ELEMENT,PAPER	1	*					
8	V271 - 160 - 602 - 50	BOLT/M6X25	1	*					
9	1544 - 104 - 204 - 00	PACKING	1	*					
10	1544 - 104 - 205 - 00	VALVE	1	*					
11	V211 - 360 - 802 - 00	BOLT (SP) M8X20	1	*					
12	1593 - 104 - 001 - 30	HOSE,AIR CLEANER	1	1- -80					
12A	1593 - 104 - 001 - 40	HOSE,AIR CLEANER	1	81-					
13	1593 - 104 - 004 - 00	SEAL,CLEANER	2	*					
14	J061 - 247 - 055 - 00	CLAMP,WIRE/47 - 55	2	*					

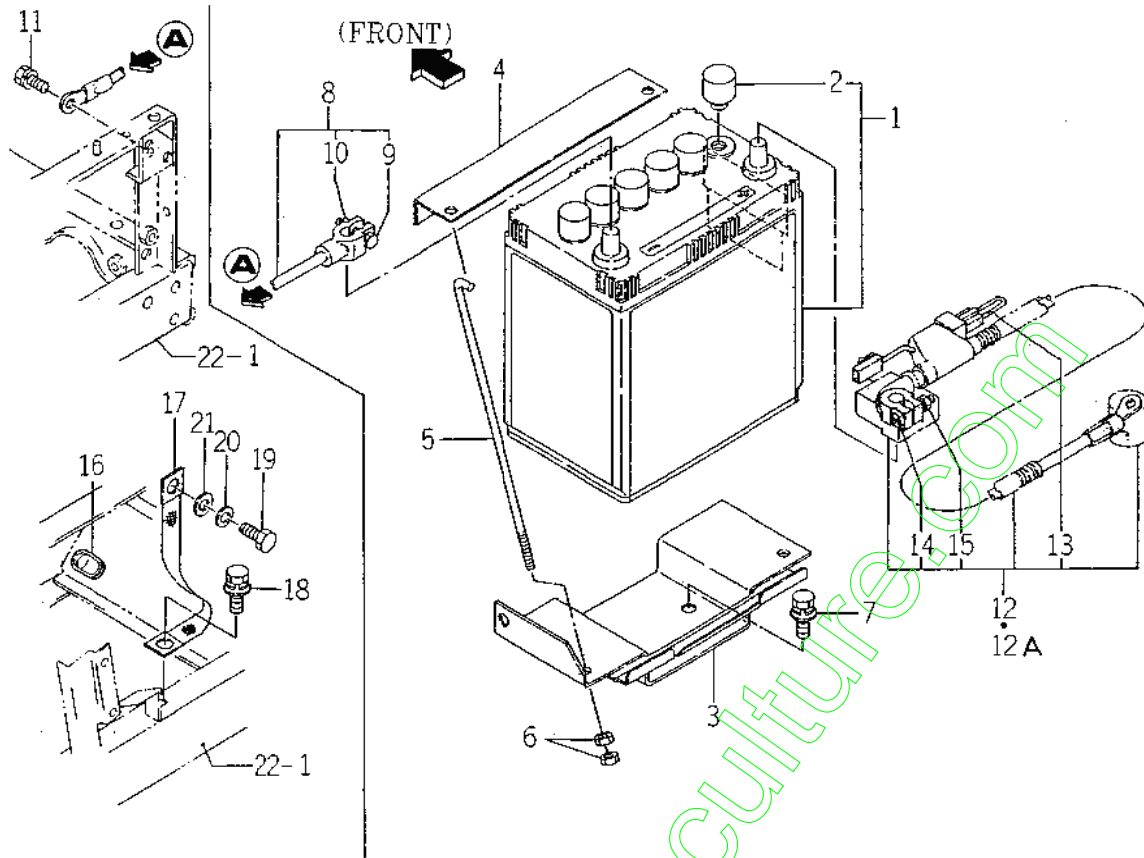
FIG. 4 FUEL FILTER and FUEL HOSE SYSTEM



1593-105A

KEY	PART CODE	DESCRIPTION	QTY	TYPE OF MODEL		I T C	C O L	G R P	REMARKS
				SG13					
1	6213 - 200 - 002 - 10	FILTER,FUEL	1	*					
2	V211 - 260 - 801 - 60	BOLT,SEMS (S) M8X16	1	*					
3	6219 - 755 - 001 - 00	HOLDER/FUEL FILTER	1	*					
4	1588 - 105 - 210 - 00	PUMP,FUEL	1	*					
5	V210 - 360 - 601 - 60	BOLT (SP) M6X16	2	*					
6	V360 - 260 - 006 - 00	NUT M6	2	2218-					
7	1593 - 105 - 005 - 00	HOSE/6X12X180	1	*					
8	1593 - 105 - 001 - 20	HOSE/180	1	1- -166					
8A	1593 - 105 - 001 - 30	HOSE,06X10X185	1	167-					
9	J061 - 210 - 012 - 00	CLAMP,WIRE/10 - 12	2	*					
10	J061 - 211 - 013 - 00	CLAMP,WIRE/11 - 13	1	*					
11	J061 - 209 - 011 - 00	CLAMP,WIRE/09 - 11	1	*					
12	1593 - 105 - 211 - 20	HOSE/1400	1	*					
13	1593 - 105 - 212 - 20	HOSE/1870	1	*					
14	1593 - 105 - 213 - 10	PROTECTOR	2	*					
15	J061 - 210 - 012 - 00	CLAMP,WIRE/10 - 12	2	*					
16	J061 - 211 - 013 - 00	CLAMP,WIRE/11 - 13	2	*					
17	1593 - 105 - 002 - 30	HOSE/400	1	*					
18	J061 - 210 - 012 - 00	CLAMP,WIRE/10 - 12	2	*					
19	3659 - 310 - 004 - 00	HOSE/07X13X120	1	*					
20	3643 - 586 - 001 - 00	JOINTT - TYPE	1	*					
21	J061 - 210 - 012 - 00	CLAMP,WIRE/10 - 12	2	*					
22	J062 - 081 - 087 - 00	CLIP,HOSE/8.1 - 8.7	1	*					

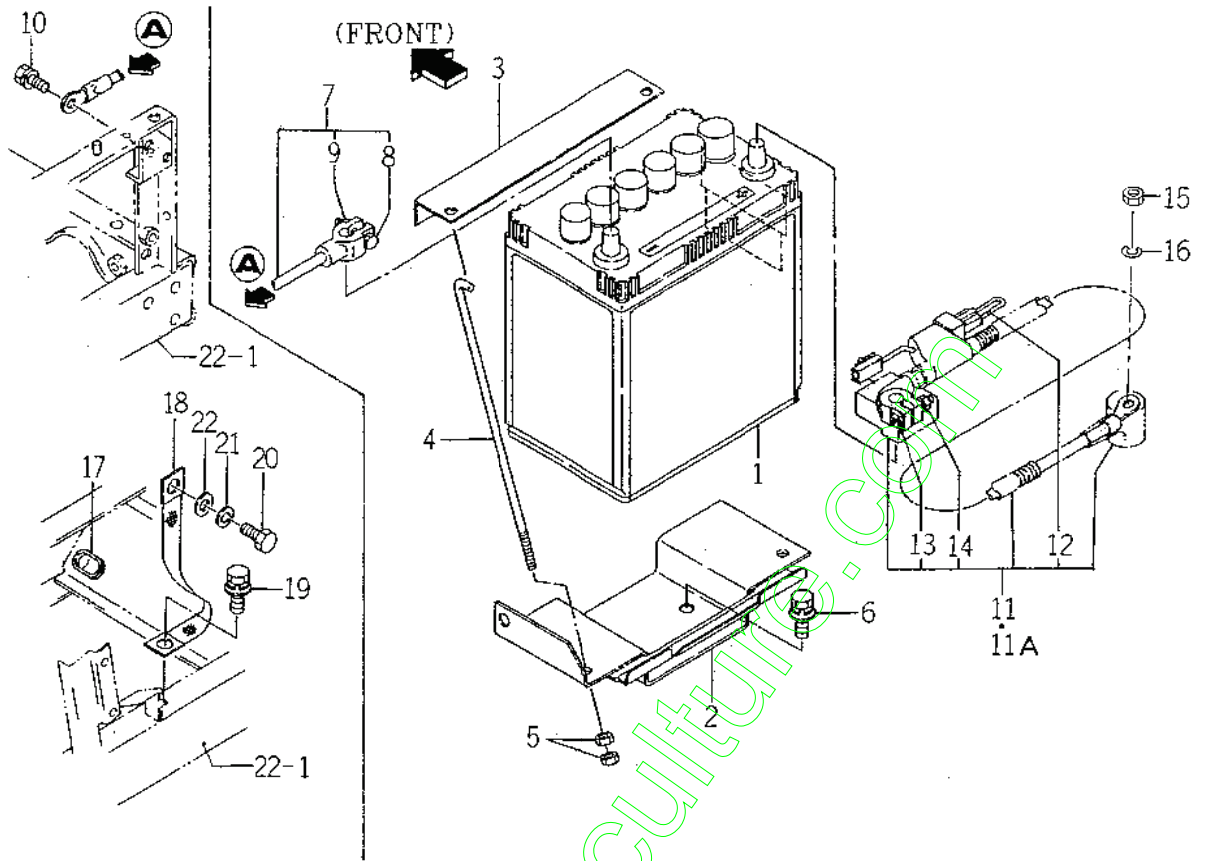
FIG. 5 BATTERY SYSTEM (E TYPE)



1593-112

KEY	PART CODE	DESCRIPTION	QTY	TYPE OF MODEL		I T C	C O L	G R P	REMARKS
				SG13					
1	1593 - 112 - 200 - 00	BATTERY,	1	*					
2	1427 - 621 - 002 - 10	CAP,BATTERY	1	*					
3	1593 - 112 - 510 - 30	PLATE,BATTERY	1	*					
4	1593 - 112 - 051 - 30	HOLDER,BATTERY	1	*					
5	1593 - 112 - 002 - 50	BOLT,BATTERY	2	*					
6	V301 - 260 - 006 - 00	NUT/M 6	4	*					
7	V211 - 360 - 802 - 00	BOLT (SP) M8X20	3	*					
8	1593 - 112 - 003 - 20	CABLE,EARTH	1	*					
9	1593 - 112 - 222 - 00	BOLT/M06X28	1	*					
10	1600 - 112 - 232 - 00	NUT/M06	1	*					
11	V211 - 260 - 801 - 60	BOLT,SEMS (S) M8X16	1	*					
12	1593 - 112 - 520 - 00	CABLE,BATTERY	1	1- -80					
12A	1593 - 112 - 520 - 10	CABLE,BATTERY	1	81-					
13	3652 - 261 - 202 - 00	LINK,FUSIBLE	1	*					
14	1600 - 112 - 231 - 00	BOLT/M06X32	1	*					
15	1600 - 112 - 232 - 00	NUT/M06	1	*					
16	1593 - 623 - 001 - 00	GROMMET	1	*					
17	3626 - 276 - 003 - 00	CABLE,WIRE	1	*					
18	V211 - 361 - 002 - 00	BOLT,SP/M10X16	1	*					
19	V203 - 461 - 002 - 00	BOLT/M10X1.25X20	1	*					
20	V401 - 160 - 010 - 00	WASHER	1	*					
21	V411 - 260 - 010 - 00	WASHER/M10	1	*					

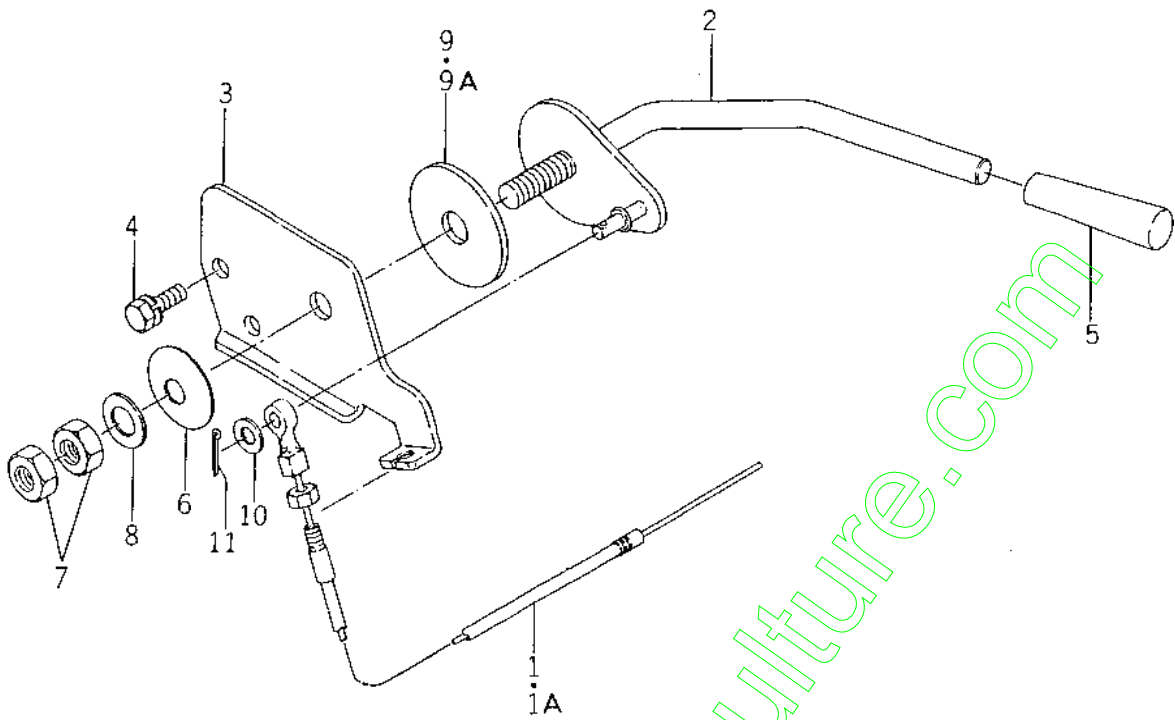
FIG. 6 BATTERY SYSTEM (EXCEPT E TYPE)



1593-112A

KEY	PART CODE	DESCRIPTION	QTY	TYPE OF MODEL		I T C	C O L	G R P	REMARKS
				SG13					
1	1593 - 112 - 210 - 00	BATTERY ASSY	1	*					
2	1593 - 112 - 510 - 30	PLATE,BATTERY	1	*					
3	1593 - 112 - 051 - 30	HOLDER,BATTERY	1	*					
4	1593 - 112 - 002 - 50	BOLT,BATTERY	2	*					
5	V301 - 260 - 006 - 00	NUT / M 6	4	*					
6	V211 - 360 - 802 - 00	BOLT (SP) M8X20	3	*					
7	1593 - 112 - 003 - 20	CABLE,EARTH	1	*					
8	1593 - 112 - 222 - 00	BOLT / M06X28	1	*					
9	1600 - 112 - 232 - 00	NUT / M06	1	*					
10	V211 - 260 - 801 - 60	BOLT,SEMS (S) M8X16	1	*					
11	1593 - 112 - 520 - 00	CABLE,BATTERY	1	1- 80					
11A	1593 - 112 - 520 - 10	CABLE,BATTERY	1	81-					
12	3652 - 261 - 202 - 00	LINK,FUSIBLE	1	*					
13	1600 - 112 - 231 - 00	BOLT / M06X32	1	*					
14	1600 - 112 - 232 - 00	NUT / M06	1	*					
15	V304 - 260 - 008 - 00	NUT / M 8	1	*					
16	V401 - 160 - 008 - 00	WASHER,SP / M 8	1	*					
17	1593 - 623 - 001 - 00	GROMMET	1	*					
18	3626 - 276 - 003 - 00	CABLE,WIRE	1	*					
19	V211 - 361 - 002 - 00	BOLT,SP / M10X16	1	*					
20	V203 - 461 - 002 - 00	BOLT / M10X1.25X20	1	*					
21	V401 - 160 - 010 - 00	WASHER	1	*					
22	V411 - 260 - 010 - 00	WASHER / M10	1	*					

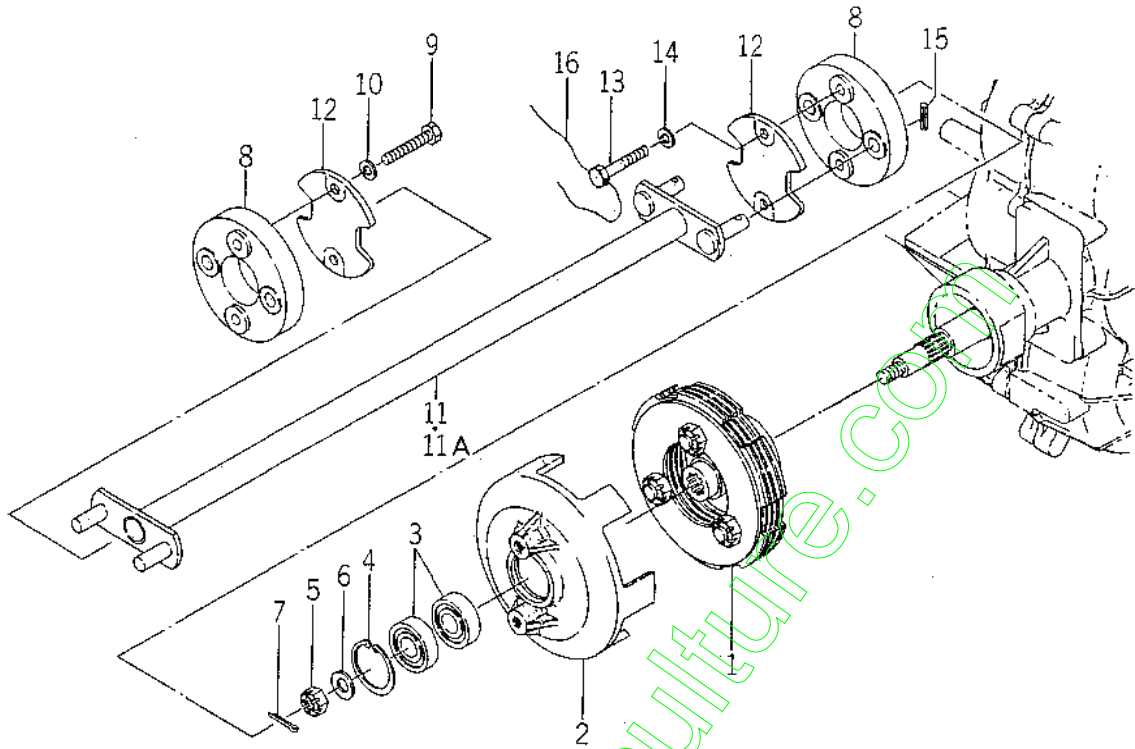
FIG. 7 ACCELERATOR SYSTEM



LES3-117

KEY	PART CODE	DESCRIPTION	QTY	TYPE OF MODEL		I T C	C O L	G R P	REMARKS
				SG13					
1	1593 - 117 - 200 - 10	CABLE,AXLE	1	1-					
1A	1593 - 117 - 200 - 20	CABLE,AXLE ASSY	1	-14					
2	1593 - 117 - 510 - 20	LEVER,AXLE	1	15-					
3	1593 - 117 - 001 - 40	PLATE,AXLE	1	*					
4	V210 - 260 - 601 - 60	BOLT,SEMS (S)	2	*					
5	4106 - 105 - 303 - 00	KNOB	1	*					
6	1593 - 117 - 003 - 10	SPRING,DISK	1	*					
7	V304 - 260 - 010 - 00	NUT	2	*					
8	V411 - 260 - 010 - 00	WASHER / M10	1	*					
9	1414 - 117 - 005 - 00	LINING / 13X50X3	1	1-					
9A	1600 - 505 - 007 - 00	LINING / 13X50X03	1	-14					
10	V411 - 260 - 006 - 00	WASHER / M6	1	15-					
11	V500 - 162 - 501 - 50	PIN,SPLIT / 2.5X15	1	*					

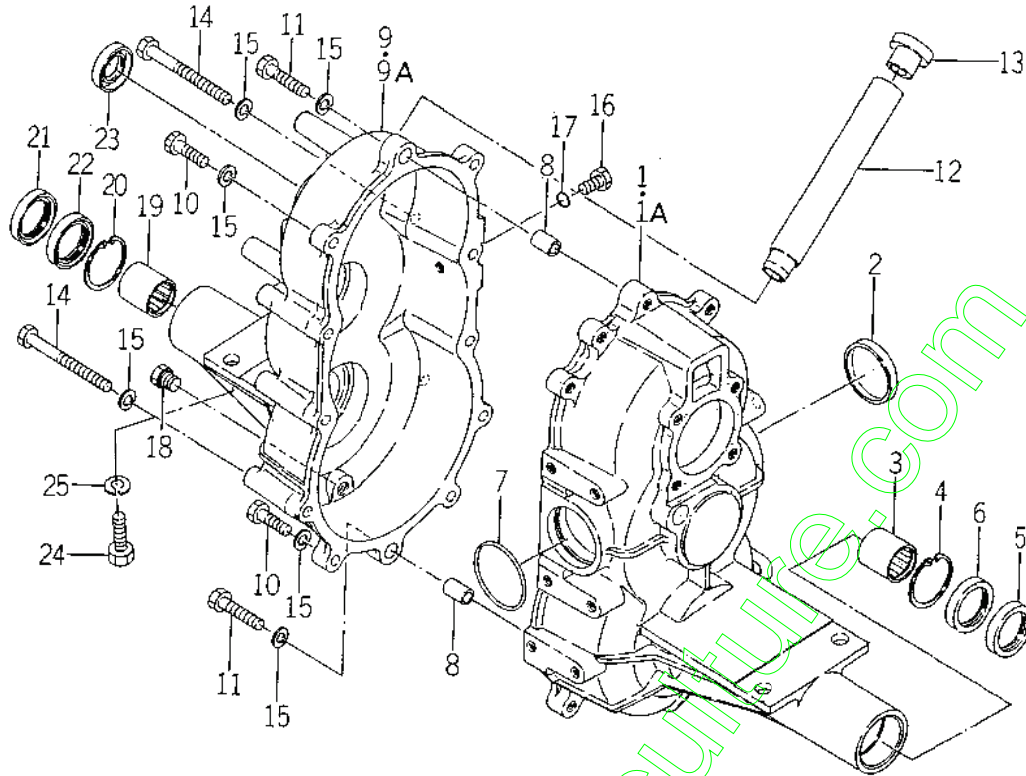
FIG. 8 CLUTCH (139) and SHAFT (DRIVE) SYSTEM



1593-120A

KEY	PART CODE	DESCRIPTION	QTY	TYPE OF MODEL			I T C	C O L	G R P	REMARKS
				SG13						
1	1593 - 120 - 500 - 20	CLUTCH/139	1	*						
2	1593 - 120 - 001 - 30	METAL,CLUTCH	1	*						
3	V600 - 150 - 620 - 30	BEARING,RB/6203SS	2	*						
4	V705 - 140 - 040 - 00	RING,SNAP /40_C	1	*						
5	V328 - 261 - 110 - 00	NUT/M10X1.25	1	*						
6	1376 - 121 - 001 - 00	WASHER /11X22X3	1	*						
7	V500 - 162 - 502 - 50	PIN,SPLIT/2.5X25	1	*						
8	1593 - 122 - 051 - 00	COUPLING	2	*						
9	V201 - 360 - 804 - 50	BOLT/M8X45	2	*						
10	V401 - 160 - 008 - 00	WASHER,SP/M 8	2	*						
11	1593 - 122 - 530 - 20	SHAFT,DRIVE	1	1-						
11A	1593 - 122 - 530 - 30	SHAFT,DRIVE	1	-80						
12	1593 - 122 - 006 - 00	PLATE,CUPLING	2	*						
13	1593 - 122 - 005 - 00	PIN/8X45	2	*						
14	V401 - 160 - 008 - 00	WASHER,SP/M 8	2	*						
15	V580 - 140 - 502 - 00	PIN,SPRING/5 X20 W	2	*						
16	V590 - 131 - 220 - 00	WIRE/1.2X200	1	*						

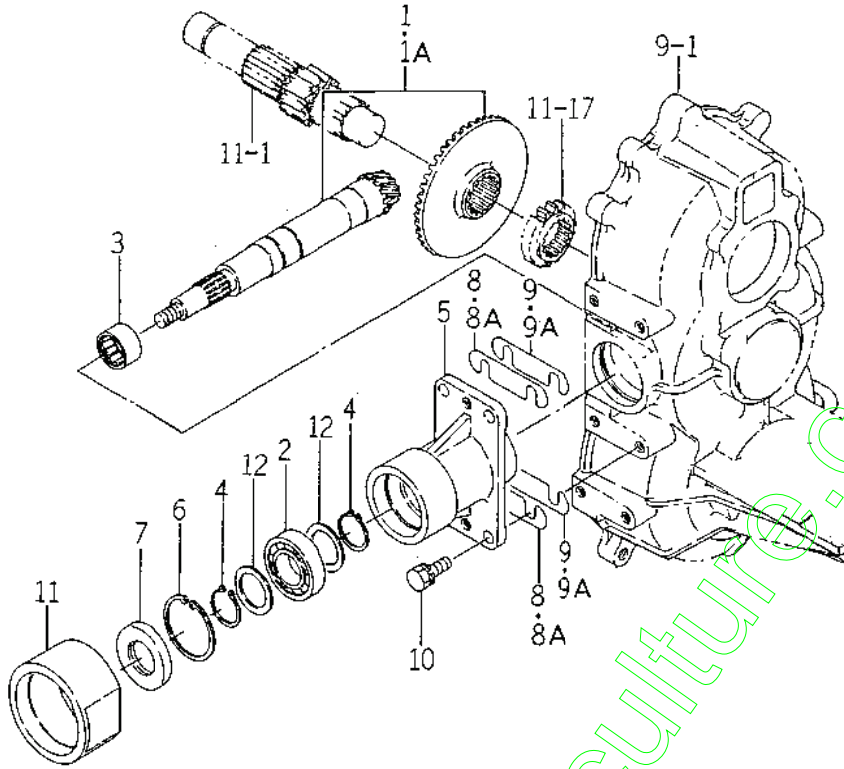
FIG. 9 CASE (TRANSMISSION) SYSTEM



1593-201B

KEY	PART CODE	DESCRIPTION	QTY	TYPE OF MODEL		I T C	C O L	G R P	REMARKS
				SG13					
1	1593 - 201 - 051 - 30	CASE,T - MISSION/LH	1	1- -80					
1A	1593 - 201 - 051 - 40	CASE,T - MISSION/LH	1	81-					
2	3640 - 547 - 004 - 00	PLUG/50X6.5	1	*					
3	V653 - 430 - 403 - 00	BEARING,NR/TA3030Z	1	*					
4	V705 - 140 - 042 - 00	RING,SNAP/42 C	1	*					
5	V744 - 130 - 420 - 80	SEAL,OIL/TC30428	1	*					
6	V740 - 130 - 420 - 80	SEAL,OIL	1	*					
7	V721 - 103 - 105 - 00	O - RING / C50	1	*					
8	3737 - 113 - 005 - 00	PIN,KNOCK	2	*					
9	1593 - 201 - 052 - 40	CASE,T - MISSION/RH	1	1- -80					
9A	1593 - 201 - 052 - 50	CASE,T - MISSION/RH	1	81-					
10	V201 - 260 - 803 - 00	BOLT/M 8X30	4	*					
11	V201 - 260 - 804 - 00	BOLT/M 8X40	2	*					
12	1593 - 201 - 004 - 10	BUSH/22X165	1	*					
13	2111 - 101 - 011 - 00	PLUG,OIL	1	*					
14	V201 - 260 - 808 - 50	BOLT/M 8X85	6	*					
15	V401 - 160 - 008 - 00	WASHER,SP/M 8	12	*					
16	V201 - 260 - 801 - 60	BOLT/M 8X16	1	*					
17	V720 - 101 - 900 - 80	O - RING / P 8	1	*					
18	7955 - 201 - 026 - 00	PLUG,DRAIN (1/4)	1	*					
19	V653 - 430 - 403 - 00	BEARING,NR/TA3030Z	1	*					
20	V705 - 140 - 042 - 00	RING,SNAP/42 C	1	*					
21	V744 - 130 - 420 - 80	SEAL,OIL/TC30428	1	*					
22	V740 - 130 - 420 - 80	SEAL,OIL	1	*					
23	V744 - 120 - 350 - 70	SEAL,OIL/TC20357	1	*					

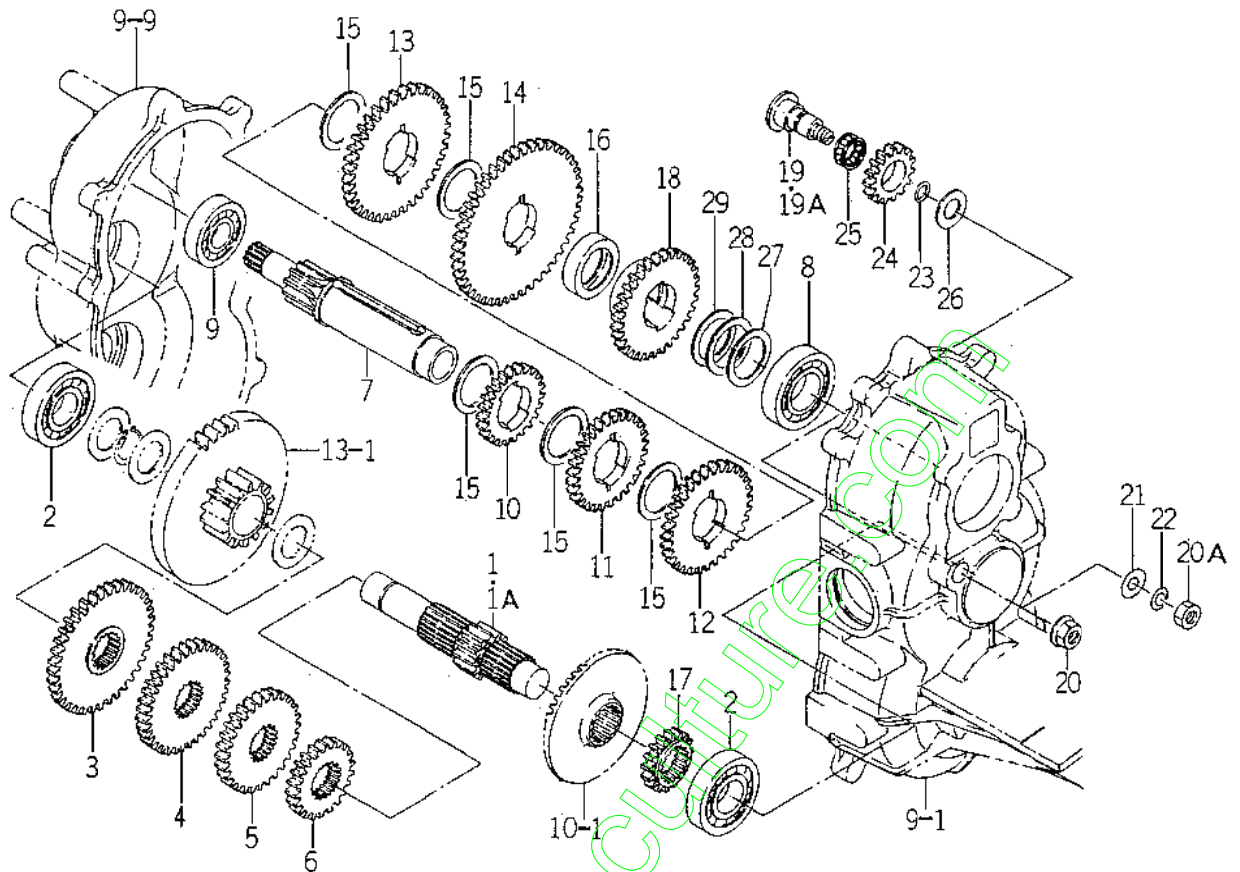
FIG. 10 BEVEL GEAR and CASE (INPUT) SYSTEM



1393-203

KEY	PART CODE	DESCRIPTION	QTY	TYPE OF MODEL		I T C	C O L	G R P	REMARKS
				SG13					
1	1593 - 203 - 200 - 10	GEAR,BEVEL/12 - 45	1	1-					
1A	1593 - 203 - 200 - 20	GEAR,BEVEL/12 - 45	1	-26					
2	V600 - 110 - 600 - 50	BEARING,RB/6005	1	*					
3	V653 - 425 - 331 - 50	BEARING,NR/TA2515Z	1	*					
4	V704 - 140 - 025 - 00	RING,SNAP/25 C	2	*					
5	1593 - 203 - 053 - 10	CASE,INPUT	1	*					
6	V705 - 140 - 047 - 00	RING,SNAP/47 C	1	*					
7	V744 - 125 - 470 - 80	SEAL,OIL/TC25478	1	*					
8	1593 - 203 - 004 - 10	SHIM/0.7	2	1-					
8A	1593 - 203 - 004 - 20	SHIM/0.7	2	-475					
9	1593 - 203 - 005 - 10	SHIM/0.2	2	476-					
9A	1593 - 203 - 005 - 20	SHIM/0.2	2						
10	V211 - 260 - 802 - 00	BOLT,SEMS (S)	4	*					
11	1593 - 203 - 057 - 20	HUB/60X76X40	1	*					
12	1593 - 203 - 058 - 20	COLLAR/25X35X02	2	*					

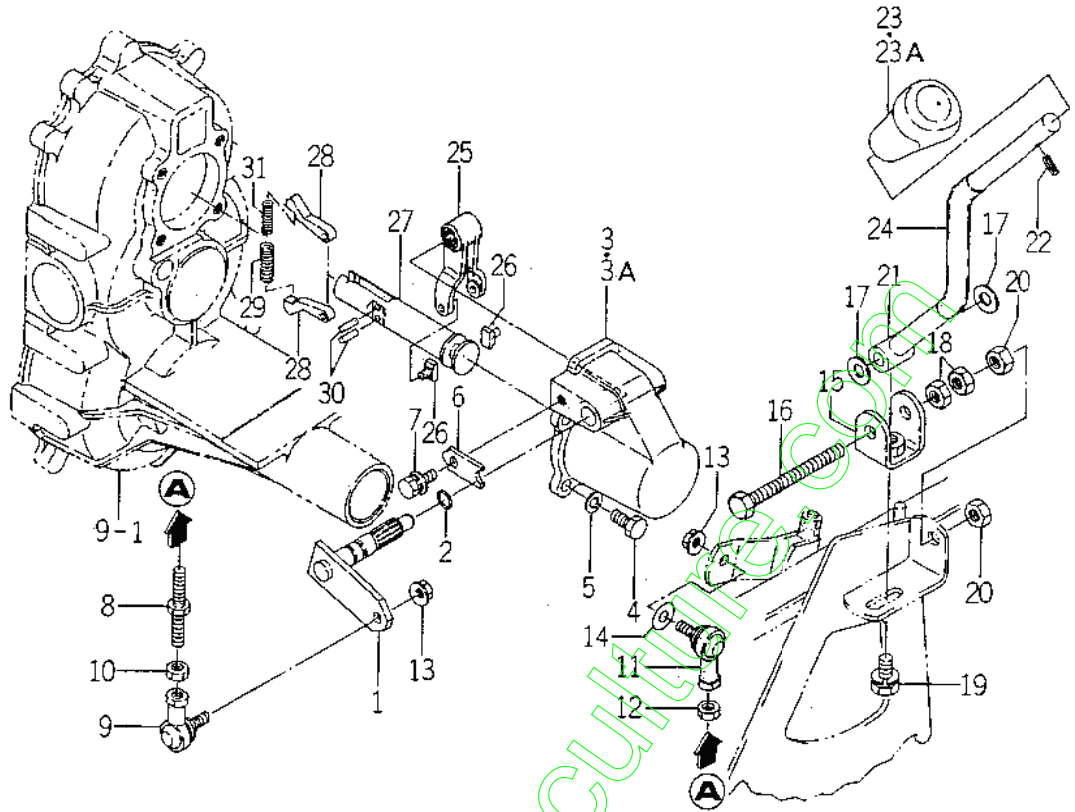
FIG. 11 SHAFT (CHANGE GEAR) and SHAFT (CHANGE SHIFT) SYSTEM



1593-205

KEY	PART CODE	DESCRIPTION	QTY	TYPE OF MODEL		I T C	C O L	G R P	REMARKS
				SG13					
1	1593 - 205 - 051 - 10	SHAFT,ENGINE GEAR	1	1-					
1A	1593 - 205 - 051 - 20	SHAFT,CHANGE GEAR	1	-500					
2	V600 - 110 - 630 - 50	BEARING,RB/6305	2	*					
3	1593 - 205 - 052 - 20	GEAR,SPUR/40 - F5	1	*					
4	1593 - 205 - 053 - 10	GEAR,SPUR/34 - F4	1	*					
5	1593 - 205 - 054 - 10	GEAR,SPUR/29 - F3	1	*					
6	1593 - 205 - 055 - 10	GEAR,SPUR/22 - F2	1	*					
7	1593 - 205 - 056 - 30	SHAFT,CHANGE SHIFT	1	*					
8	V600 - 110 - 620 - 60	BEARING,RB/6206	1	*					
9	V600 - 110 - 630 - 40	BEARING,RB/6304	1	*					
10	1593 - 205 - 058 - 20	GEAR,SPUR/23 - F5	1	*					
11	1593 - 205 - 059 - 20	GEAR,SPUR/29 - F4	1	*					
12	1593 - 205 - 061 - 30	GEAR,SPUR/34 - F3	1	*					
13	1593 - 205 - 062 - 30	GEAR,SPUR/41 - F2	1	*					
14	1593 - 205 - 063 - 20	GEAR,SPUR/51 - F1	1	*					
15	1593 - 205 - 064 - 10	COLLAR/34X45X02	5	*					
16	1593 - 205 - 065 - 10	COLLAR/34X48X13	1	*					
17	1593 - 205 - 016 - 40	GEAR,SPUR	1	*					
18	1593 - 205 - 068 - 20	GEAR,SPUR/33	1	*					
19	1593 - 205 - 069 - 20	PIN,REVERSE COUNTER	1	1-					
19A	1593 - 205 - 069 - 30	PIN,REVERSE COUNTER	1	-365					
20	V363 - 260 - 010 - 00	NUT/M10	1	367-					
20A	V304 - 260 - 010 - 00	NUT	1	1-					
21	1376 - 121 - 001 - 00	WASHER/11X22X3	1	-363					
22	V401 - 160 - 010 - 00	WASHER	1	367-					

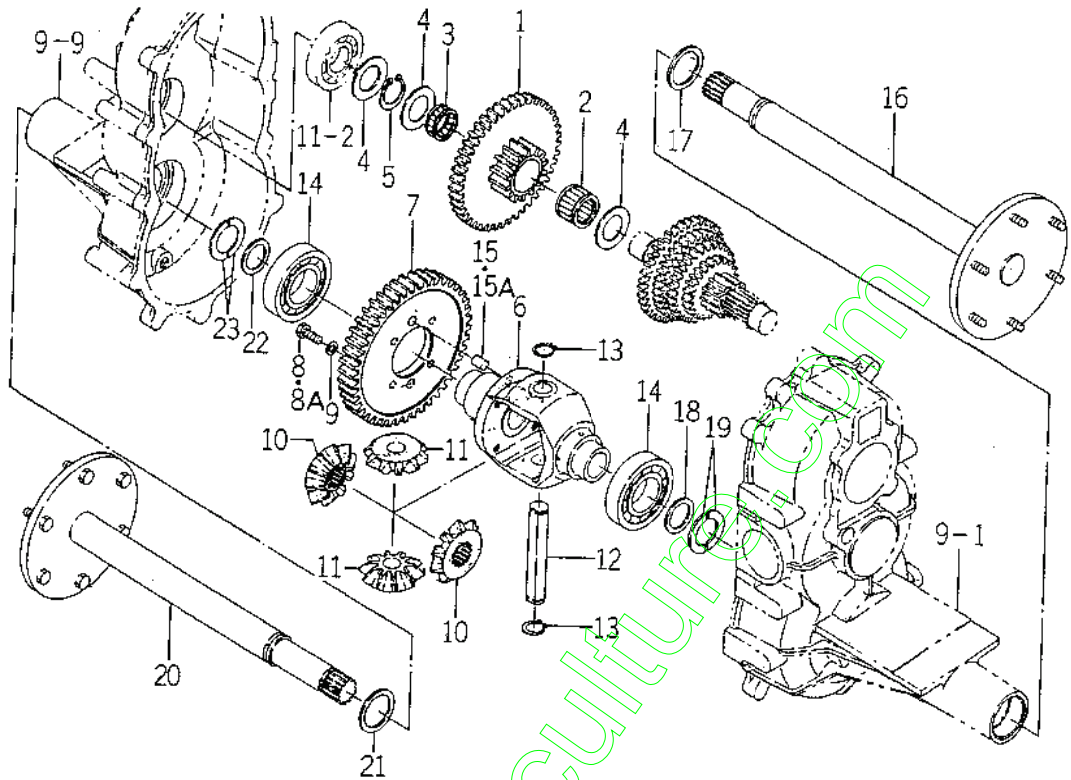
FIG. 12 SHIFT and LEVER (CHANGE) SYSTEM



1395-215

KEY	PART CODE	DESCRIPTION	QTY	TYPE OF MODEL		I T C	C O L	G R P	REMARKS
				SG13					
1	1593 - 215 - 500 - 30	SHIFT	1	*					
2	V720 - 102 - 401 - 10	O - RING/P11	1	*					
3	1593 - 215 - 051 - 50	CASE,CHANGE SHIFT	1	i- -80					
3A	1593 - 215 - 051 - 60	CASE,CHANGE SHIFT	1	81-					
4	3737 - 112 - 006 - 00	BOLT	4	*					
5	V401 - 160 - 008 - 00	WASHER,SP/M 8	4	*					
6	1593 - 215 - 053 - 20	PLATE/IR - 19X42	1	*					
7	V211 - 360 - 801 - 60	BOLT,SEMS (SP)	1	*					
8	1593 - 215 - 004 - 30	ROD/D = 7.07 - 7.13	1	*					
9	3640 - 220 - 004 - 00	L - BALL RH	1	*					
10	V304 - 260 - 008 - 00	NUT/M 8	1	*					
11	3640 - 220 - 005 - 00	L - BAAL LH	1	*					
12	1560 - 132 - 007 - 30	NUT/M8	1	*					
13	V363 - 260 - 008 - 00	NUT,LOCK/M8	2	*					
14	V411 - 260 - 008 - 00	WASHER,PL/M 8	1	*					
15	1593 - 215 - 520 - 10	PLATE,/U - 32X32	1	*					
16	W201 - 261 - 009 - 00	BOLT/M10X90	1	*					
17	3768 - 154 - 006 - 00	COLLAR,CHANGE LEVER	2	*					
18	V305 - 260 - 010 - 00	NUT/M10	2	*					
19	V211 - 361 - 002 - 00	BOLT,SP/M10X16	1	*					
20	V305 - 260 - 010 - 00	NUT/M10	2	*					
21	1593 - 215 - 250 - 40	LEVER,CHANGE	1	*					
22	V580 - 140 - 502 - 00	PIN,SPRING/5 X20 W	1	*					
23	1560 - 281 - 007 - 40	GRIP/14X82	1	1- -2130					
23A	1560 - 281 - 007 - 50	GRIP/14X82	1	2131-					

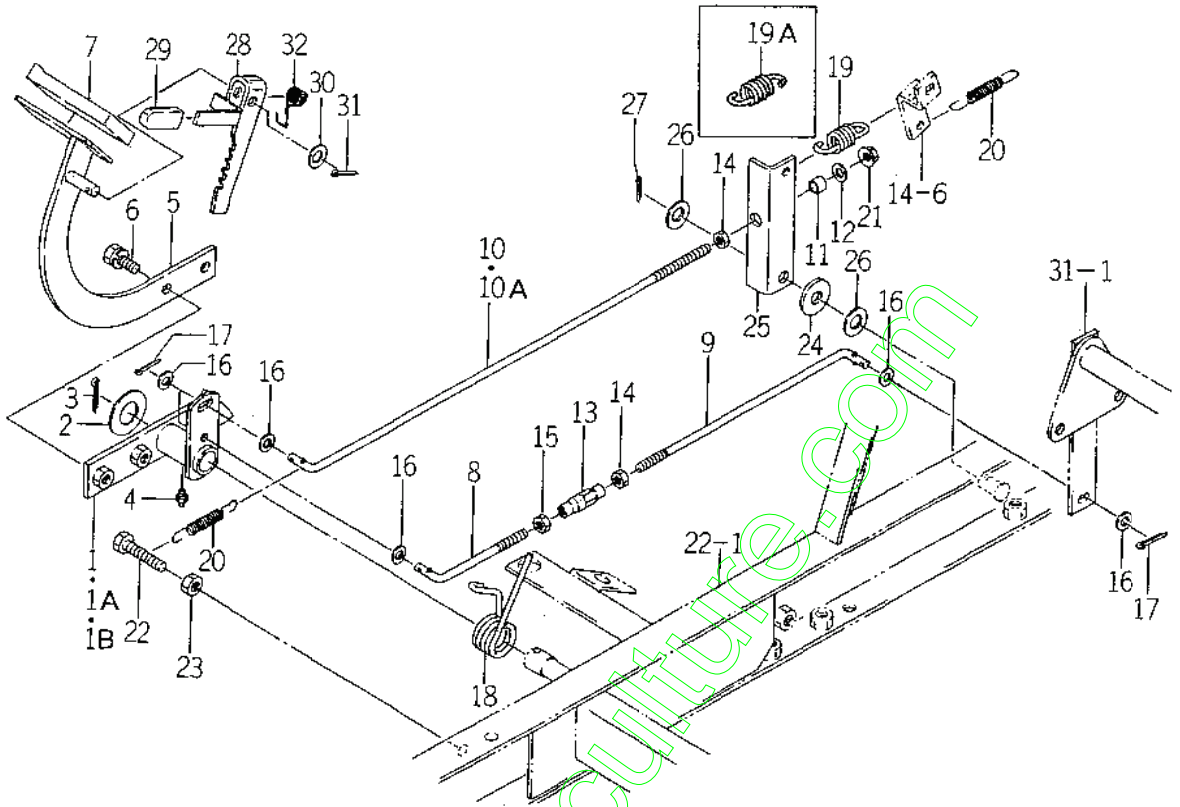
FIG. 13 CASE (DIFF) and SHAFT (WHEEL) SYSTEM



1593-3C3

KEY	PART CODE	DESCRIPTION	QTY	TYPE OF MODEL		I T C	C O L	G R P	REMARKS
				SG13					
1	1593 - 303 - 500 - 10	GEAR/52 - 15)	1	*					
2	1568 - 302 - 001 - 00	BEARING,NR./KT253224E	1	*					
3	V654 - 425 - 311 - 30	BEARING,NC./KT253113	1	*					
4	1593 - 303 - 051 - 20	SHIM/2	3	*					
5	V704 - 140 - 025 - 00	RING,SNAP/25 C	1	*					
6	1593 - 304 - 051 - 20	CASE,DIFF	1	*					
7	1593 - 304 - 052 - 20	GEAR,SPUR/50	1	*					
8	V203 - 461 - 002 - 00	BOLT/M10X1.25X20	4	1- 80-					
8A	1593 - 304 - 054 - 10	BOLT/M10X1.25X25	4	81-					
9	V401 - 160 - 010 - 00	WASHER	4	*					
10	1593 - 304 - 053 - 10	GEAR,BEVEL/12	2	*					
11	1593 - 304 - 055 - 10	PINION,BEVEL/11	2	*					
12	1593 - 304 - 057 - 10	PIN,DIFF PINION	1	*					
13	V704 - 140 - 016 - 00	RING,SNAP/16 C	2	*					
14	V600 - 110 - 620 - 70	BEARING,RB/6207	2	*					
15	V520 - 101 - 001 - 80	PIN,ST/10X18	2	1- 80-					
15A	1593 - 304 - 008 - 00	PIN/10X18	2	81-					
16	1593 - 307 - 500 - 30	SHAFT,WHEEL/LH	1	*					
17	1593 - 307 - 051 - 20	COLLAR/31X41X03	1	*					
18	1593 - 307 - 052 - 10	COLLAR/26X35X03	1	*					
19	1593 - 307 - 053 - 10	COLLAR,WHEEL THRUST	2	*					
20	1593 - 307 - 510 - 30	SHAFT,WHEEL/RH	1	*					
21	1593 - 307 - 051 - 20	COLLAR/31X41X03	1	*					
22	1593 - 307 - 052 - 10	COLLAR/26X35X03	1	*					
23	1593 - 307 - 053 - 10	COLLAR,WHEEL THRUST	2	*					

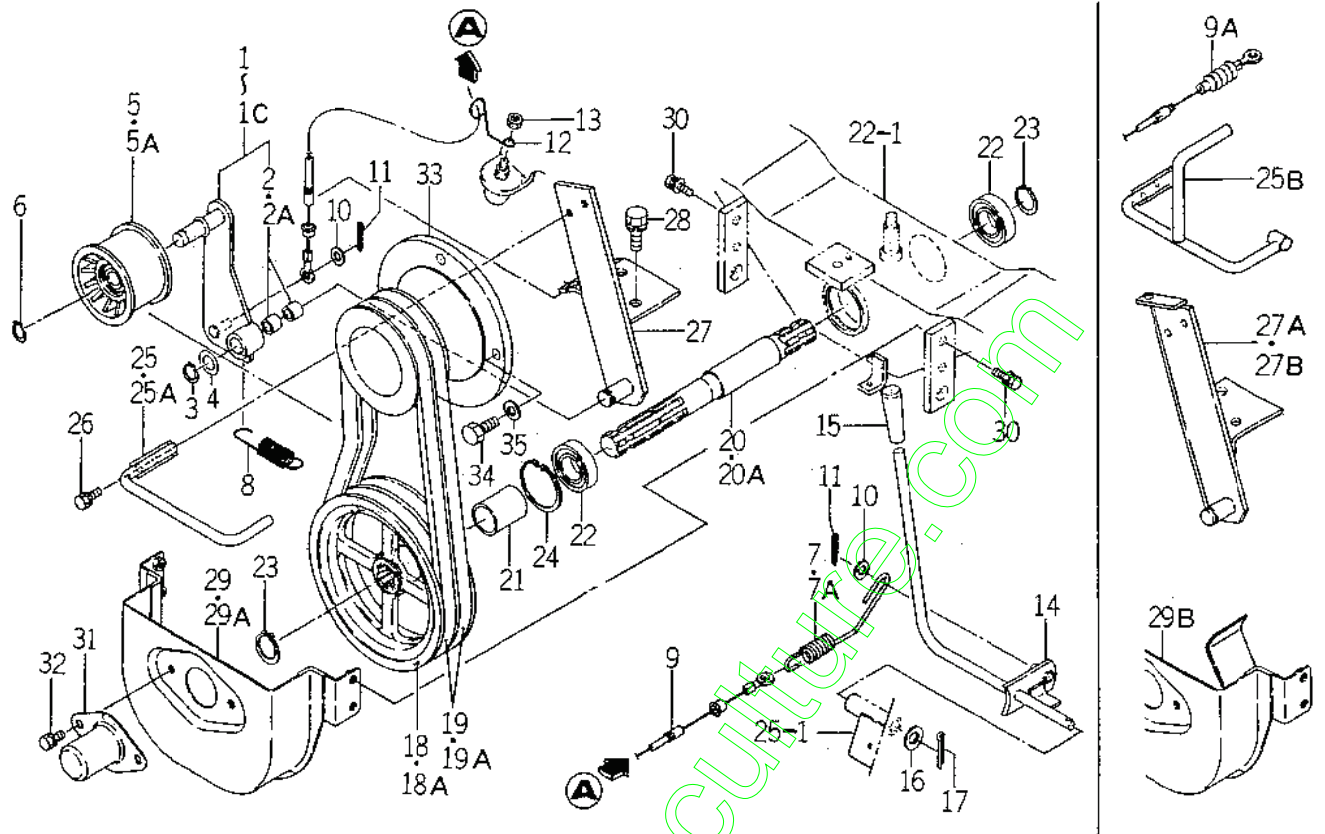
FIG. 15 ARM (CLUTCH/BRAKE) and ARM (PEDAL) SYSTEM



1593-312

KEY	PART CODE	DESCRIPTION	QTY	TYPE OF MODEL		I T C	C O L	G R P	REMARKS
				SG13					
1	1593 - 312 - 510 - 30	ARM,CLUTCH/BRAKE	1	1-					
1A	1593 - 312 - 510 - 40	ARM,CLUTCH/BRAKE	1	-500					
1B	1593 - 312 - 510 - 50	ARM,CLUTCH/BRAKE	1	501-					
2	V411 - 260 - 020 - 00	WASHER/M20	1	-527					
3	V500 - 163 - 003 - 00	PIN,SPLIT/3 X30	1	528-					
4	V762 - 150 - 000 - 00	NIPPLE,GREASE/B-M6F	1	*					
5	1593 - 312 - 530 - 00	ARM,PEDAL	1	*					
6	V211 - 261 - 002 - 00	BOLT,SEMS	2	*					
7	1524 - 122 - 001 - 00	PAD	1	*					
8	1593 - 312 - 051 - 30	ROD/M8X110	1	*					
9	1593 - 312 - 052 - 20	ROD/M8X272	1	*					
10	1593 - 312 - 053 - 30	ROD,BRAKE	1	1-					
10A	1593 - 312 - 220 - 00	ROD,BRAKE COMP	1	-527					
11	1593 - 312 - 009 - 00	HUB (08X12X10)	1	528-					
12	V411 - 260 - 008 - 00	WASHER,PL/M 8	1	*					
13	1444 - 122 - 002 - 00	TURNBUCKLE/M8	1	*					
14	V304 - 260 - 008 - 00	NUT/M 8	2	*					
15	1560 - 132 - 007 - 30	NUT/M8	1	*					
16	V411 - 260 - 008 - 00	WASHER,PL/M 8	6	*					
17	V500 - 163 - 001 - 50	PIN,SPLIT/3 X15	3	*					
18	1593 - 312 - 055 - 20	SPRING/HT031	1	*					
19	2111 - 441 - 027 - 10	SPRING,HYD CLUTCH	1	1-					
19A	1337 - 401 - 006 - 00	SPRING,MAIN CLUTCH	1	-2217					
20	1415 - 120 - 006 - 00	SPRING,TENSION/86	2	2218-					
21	V363 - 260 - 008 - 00	NUT,LOCK/M8	1	*					

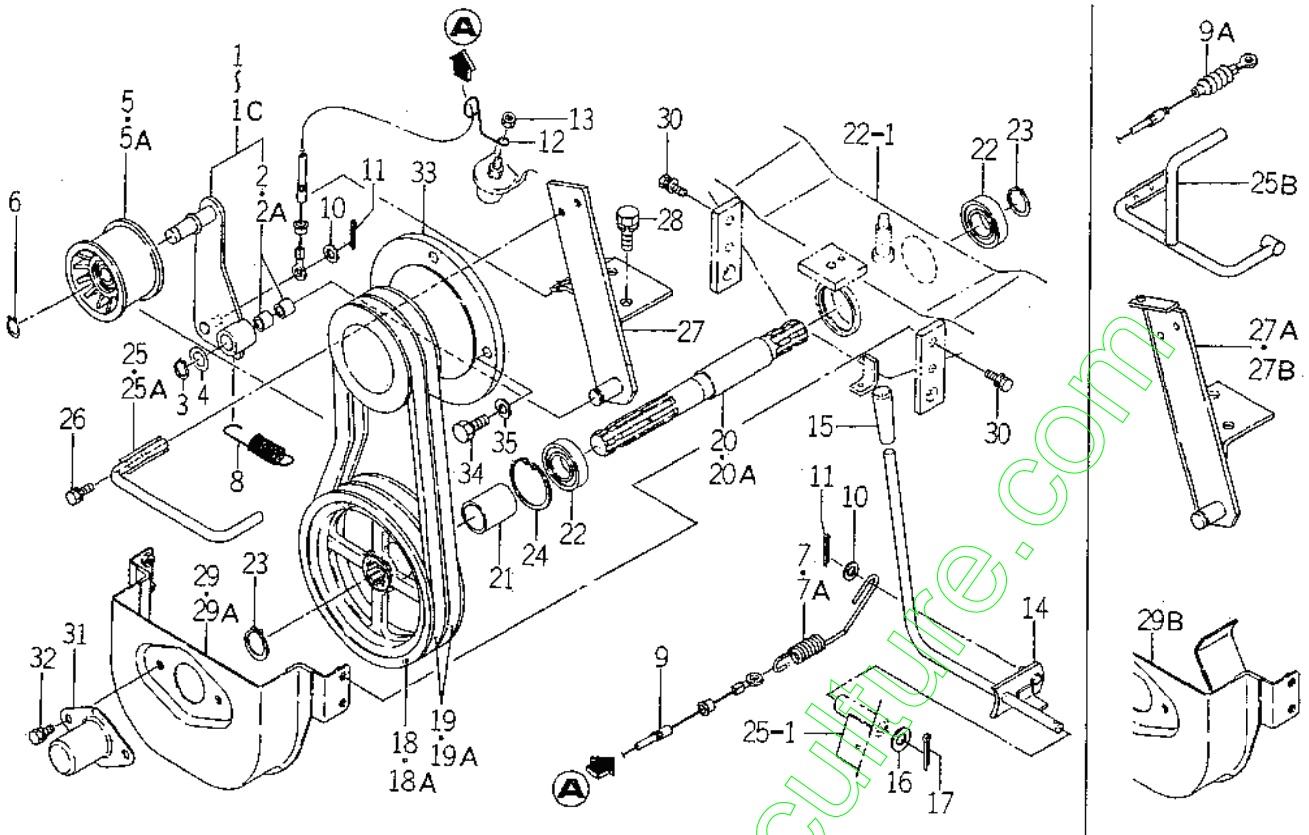
FIG. 18 ARM (P.T.O) and LEVER (P.T.O) SYSTEM



1593-332A

KEY	PART CODE	DESCRIPTION	QTY	TYPE OF MODEL		I T C	C O L	G R P	REMARKS
				SG13					
1	1593 - 332 - 520 - 00	ARM/PTO ASSY	1	1-					
1A	1593 - 332 - 520 - 10	ARM/PTO ASSY	1	8-					
1B	1593 - 332 - 520 - 20	ARM/PTO ASSY	1	14-					
1C	1593 - 332 - 520 - 30	ARM/PTO ASSY	1	15-					
2	1593 - 332 - 061 - 00	BUSH/15X17X10	2	80-					
2A	2502 - 407 - 001 - 10	BUSH/15X17X11	2	81-					
3	V704 - 140 - 015 - 00	RING,SNAP/15 C	1	*					
4	1427 - 601 - 003 - 00	WASHER,15X24X2	1	*					
5	3646 - 703 - 001 - 00	PULLEY,TENSION/70X47	1	1-					
5A	3648 - 703 - 001 - 00	PULLEY,TENSION/80X47	1	80-					
6	V704 - 140 - 015 - 00	RING,SNAP/15 C	1	81-					
7	1593 - 332 - 052 - 00	SPRING/HE014	1	1-					
7A	1593 - 332 - 052 - 10	SPRING/HE014	1	80-					
8	1593 - 332 - 053 - 00	SPRING/HE083	1	81-					
9	1593 - 332 - 051 - 20	CABLE,PTO	1	*					
9A	1593 - 332 - 051 - 30	CABLE,PTO	1	1-					
10	V411 - 260 - 008 - 00	WASHER,PL/M 8	2	80-					
11	V500 - 163 - 001 - 50	PIN,SPLIT/3 X15	2	81-					
12	1383 - 452 - 001 - 00	HOLDER,WIRE	1	*					
13	V301 - 260 - 006 - 00	NUT,/M 6	1	*					
14	1593 - 333 - 500 - 30	LEVER,PTO	1	*					
15	4106 - 105 - 303 - 00	KNOB	1	*					
16	V411 - 260 - 010 - 00	WASHER/M10	1	*					
17	V500 - 163 - 002 - 50	PIN,SPLIT/3 X25	1	*					
18	1593 - 334 - 056 - 40	PULLEY,V/2B173	1	1-					
				80-					

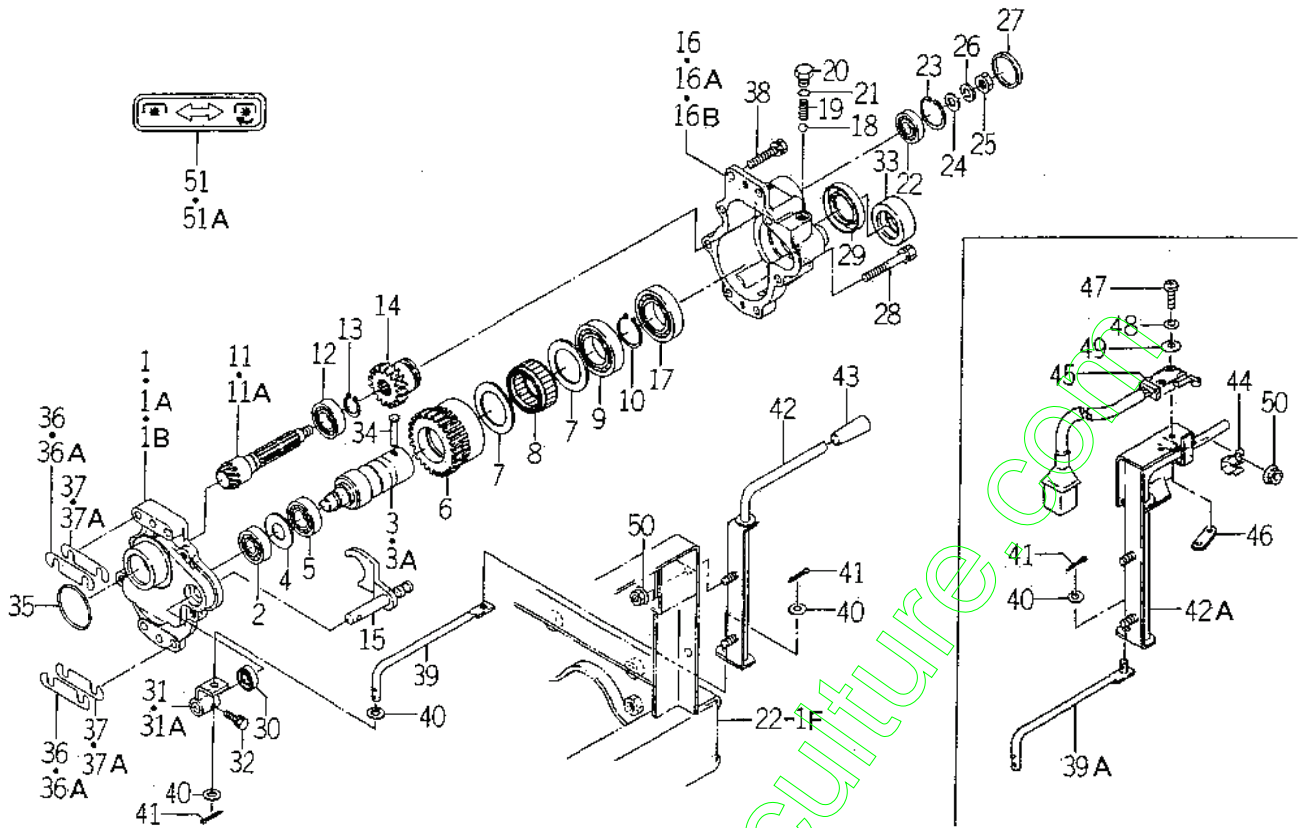
FIG. 18 ARM (P.T.O) and LEVER (P.T.O) SYSTEM



1593-334A

KEY	PART CODE	DESCRIPTION	QTY	TYPE OF MODEL		I T C	C O L	G R P	REMARKS
				SG13					
18A	1593 - 334 - 056 - 50	PULLEY,V2B173	1	81-					
19	1593 - 334 - 054 - 20	BELT/VB038	2	1- -80					
19A	1593 - 334 - 054 - 30	BELT,VB038	2	81-					
20	1593 - 334 - 051 - 20	SHAFT,PTO	1	1- -41					
20A	1593 - 334 - 051 - 30	SHAFT,PTO	1	42-					
21	1593 - 334 - 055 - 00	COLLAR/26X32X41	1	*					
22	V600 - 150 - 600 - 50	BEARING,RB /6005SS	2	*					
23	V704 - 140 - 025 - 00	RING,SNAP /25 C	2	*					
24	V705 - 140 - 047 - 00	RING,SNAP /47 C	1	*					
25	1593 - 334 - 300 - 00	BAR,PTO	1	1- -366					
25A	1593 - 334 - 300 - 10	BAR,PTO	1	367- -527					
25B	1593 - 334 - 300 - 20	BAR,PTO	1	528-					
26	V210 - 260 - 601 - 60	BOLT,SEMS (S)	2	*					
27	1593 - 334 - 310 - 00	BRACKET,PTO	1	1- -80					
27A	1593 - 334 - 310 - 10	BRACKET,PTO/F	1	81- -527					
27B	1593 - 334 - 310 - 20	BRACKET,PTO/F	1	528-					
28	V211 - 261 - 002 - 50	BOLT (S) M10X25	2	*					
29	1593 - 335 - 500 - 30	COVER,FRONT PTO	1	1- -366					
29A	1593 - 335 - 500 - 40	COVER,FRONT PTO	1	367- -527					
29B	1593 - 335 - 500 - 50	COVER,FRONT PTO	1	528-					
30	V210 - 360 - 601 - 60	BOLT (SP) /M6X16	4	*					
31	1427 - 130 - 260 - 00	CAP,SHAFT (A) COMP	1	*					
32	V210 - 260 - 601 - 20	BOLT,SEMS	2	*					
33	1593 - 335 - 058 - 00	PULLEY,V/2B105	1	*					
34	V203 - 461 - 002 - 50	BOLT/M10X1.25X25	4	*					

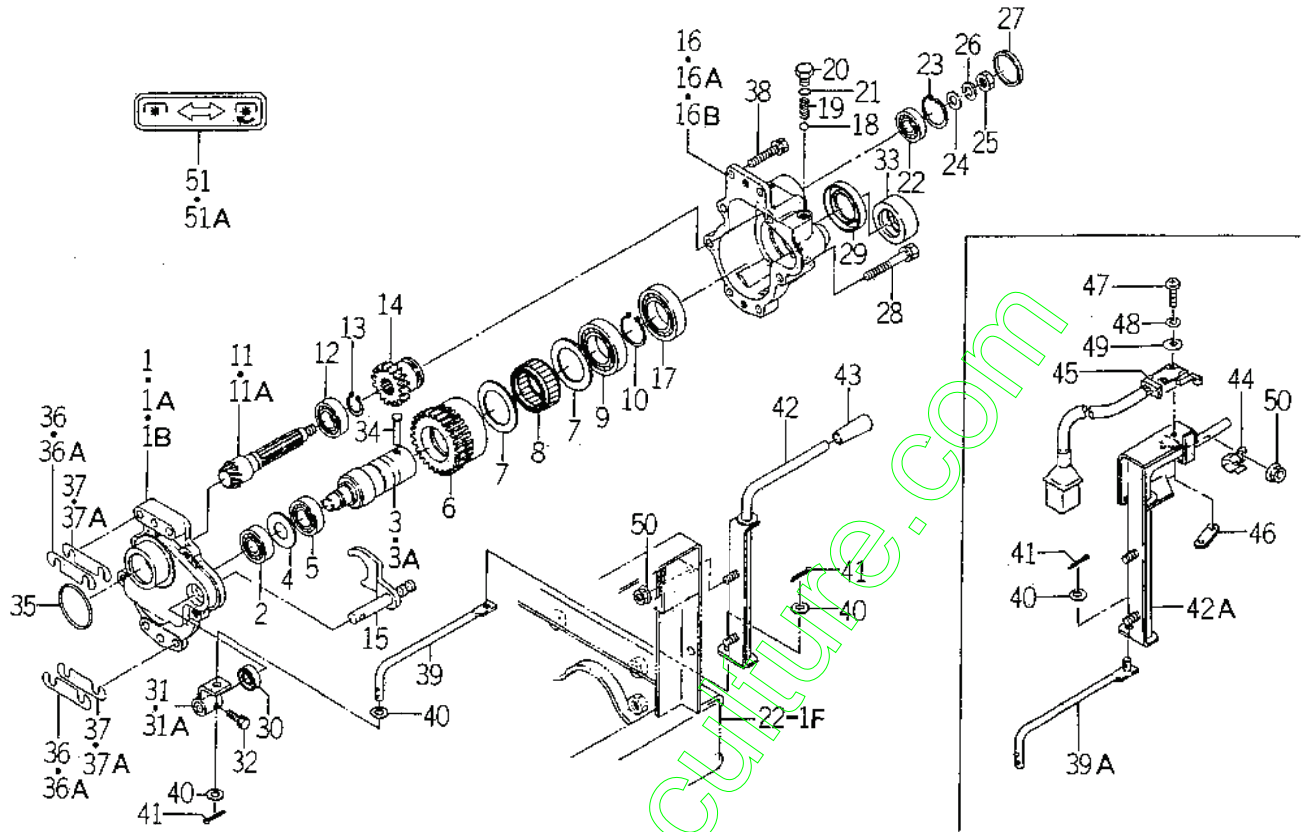
FIG. 19 P.T.O. SYSTEM (E TYPE) (OPTION)



1593-341B

KEY	PART CODE	DESCRIPTION	QTY	TYPE OF MODEL		I T C	C O L	G R P	REMARKS
				SG13					
1	1593 - 341 - 001 - 20	CASE,PTO FRONT	1	1-					
1A	1593 - 341 - 001 - 30	CASE,PTO FRONT	1	-500					
1B	1593 - 341 - 001 - 40	CASE,PTO FRONT	1	501-					
2	V600 - 110 - 620 - 30	BEARING,RB/6203	1	-527					
3	1593 - 341 - 200 - 10	SHAFT,PTO	1	528-					
3A	1593 - 341 - 200 - 20	SHAFT,PTO	1	1-					
4	1593 - 341 - 013 - 00	COLLAR/17X30X2	1	-500					
5	V600 - 110 - 600 - 40	BEARING,RB/6004	1	501-					
6	1593 - 341 - 005 - 10	GEAR,SPUR/28	1	T					
7	1593 - 341 - 014 - 00	COLLAR/48X57X3	2	T					
8	1593 - 341 - 006 - 00	CLUTCH,ONE - WAY	1	T					
9	V600 - 110 - 600 - 70	BEARING,RB/6007	1	T					
10	V704 - 140 - 035 - 00	RING,SNAP/35 C	1	T					
11	1593 - 341 - 003 - 10	GEAR,BEVEL/12	1	1-					
11A	1593 - 341 - 003 - 20	GEAR,BEVEL/12	1	-14					
12	V600 - 110 - 600 - 40	BEARING,RB/6004	1	15-					
13	V704 - 140 - 020 - 00	RING,SNAP/20 C	1	T					
14	1593 - 341 - 004 - 20	GEAR,SPUR/17	1	T					
15	1593 - 341 - 210 - 20	FORK,SHIFT PTO	1	T					
16	1593 - 341 - 002 - 20	CASE,PTO REAR	1	1-					
16A	1593 - 341 - 002 - 30	CASE,PTO REAR	1	-500					
16B	1593 - 341 - 002 - 40	CASE,PTO REAR	1	501-					
17	V600 - 110 - 600 - 70	BEARING,RB/6007	1	-527					
18	V682 - 200 - 001 - 00	BALL,STEEL	1	528-					
19	1302 - 225 - 003 - 00	SPRING,SHIFTER	1	T					

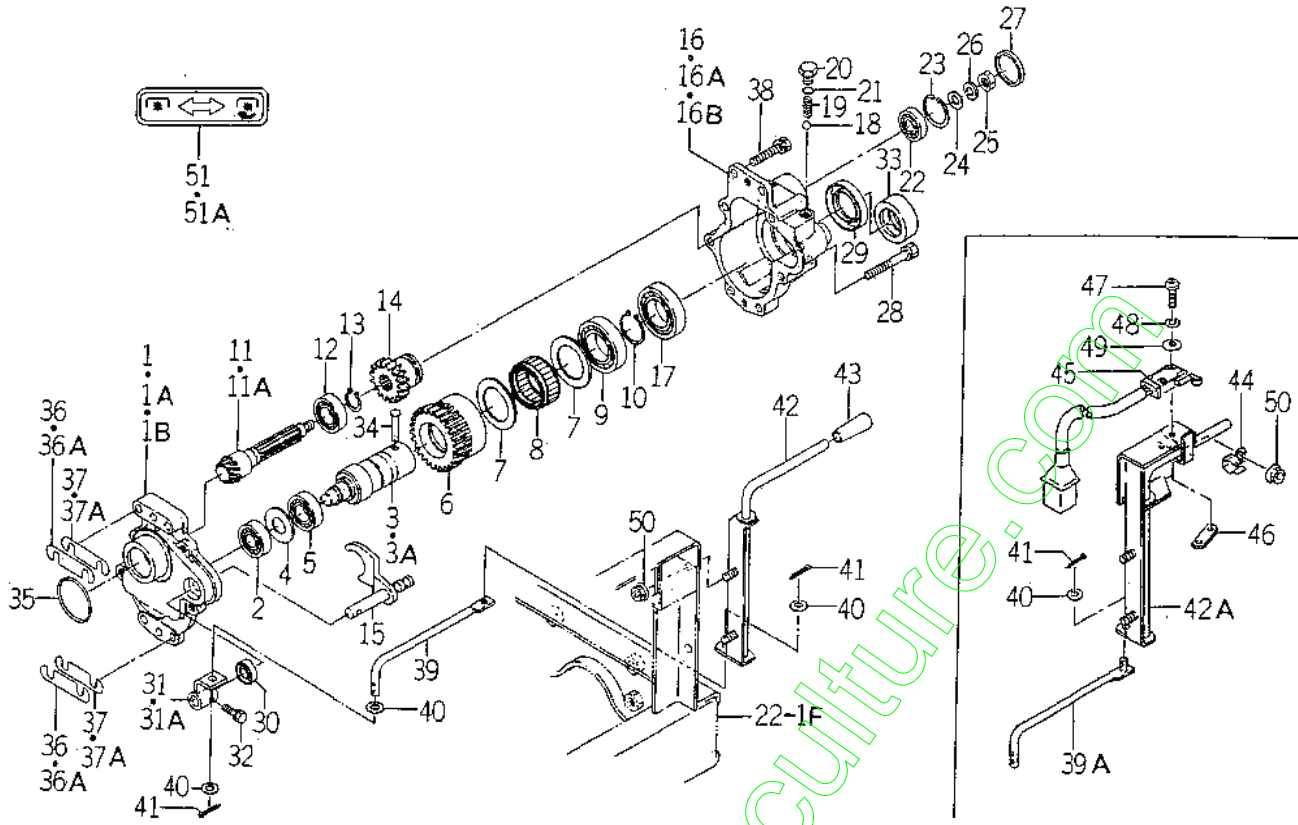
FIG. 19 P.T.O. SYSTEM (E TYPE) (OPTION)



1593-341B

KEY	PART CODE	DESCRIPTION	QTY	TYPE OF MODEL		I T C	C O L	G R P	REMARKS
				5G13					
20	V200 - 261 - 001 - 20	BOLT/M10X12	1	T					
21	V720 - 101 - 901 - 00	O - RING	1	T					
22	V600 - 110 - 620 - 20	BEARING,RB/6202	1	T					
23	V705 - 140 - 035 - 00	RING,CIRCLIP	1	T					
24	1365 - 121 - 005 - 00	WASHER/10X20X2	1	T					
25	V331 - 460 - 010 - 00	NUT	1	T					
26	V401 - 160 - 010 - 00	WASHER	1	T					
27	1337 - 708 - 007 - 00	COVER,METAL	1	T					
28	V211 - 260 - 805 - 00	BOLT,S/M8X50	4	T					
29	V744 - 135 - 550 - 80	SEAL,OIL/TC35558	1	T					
30	V744 - 112 - 250 - 70	SEAL,OIL/TC12257	1	T					
31	1593 - 341 - 220 - 00	ARM,SHIFT PTO	1	1- 500					
31A	1593 - 341 - 220 - 10	ARM,SHIFT/PTD COMP	1	501-					
32	V210 - 260 - 602 - 50	BOLT,S/M6X25	1	T					
33	1593 - 341 - 008 - 00	RING,PTO	1	T					
34	1593 - 341 - 009 - 00	PIN,PTO	1	T					
35	V721 - 103 - 105 - 00	O - RING/G50	1	T					
36	1593 - 203 - 004 - 10	SHIM/D.7	2	1- 475					
36A	1593 - 203 - 004 - 20	SHIM/D.7	2	476-					
37	1593 - 203 - 005 - 10	SHIM/D.2	2	1- 475					
37A	1593 - 203 - 005 - 20	SHIM/D.2	6	476-					
38	V211 - 260 - 804 - 00	BOLT,SEMS	4	T					
39	1593 - 341 - 240 - 10	ROD,PTD REAR	1	1- 500					
39A	1593 - 341 - 240 - 20	ROD,PTD REAR COMP	1	501-					
40	V411 - 260 - 008 - 00	WASHER,PL/M 8	3	T					

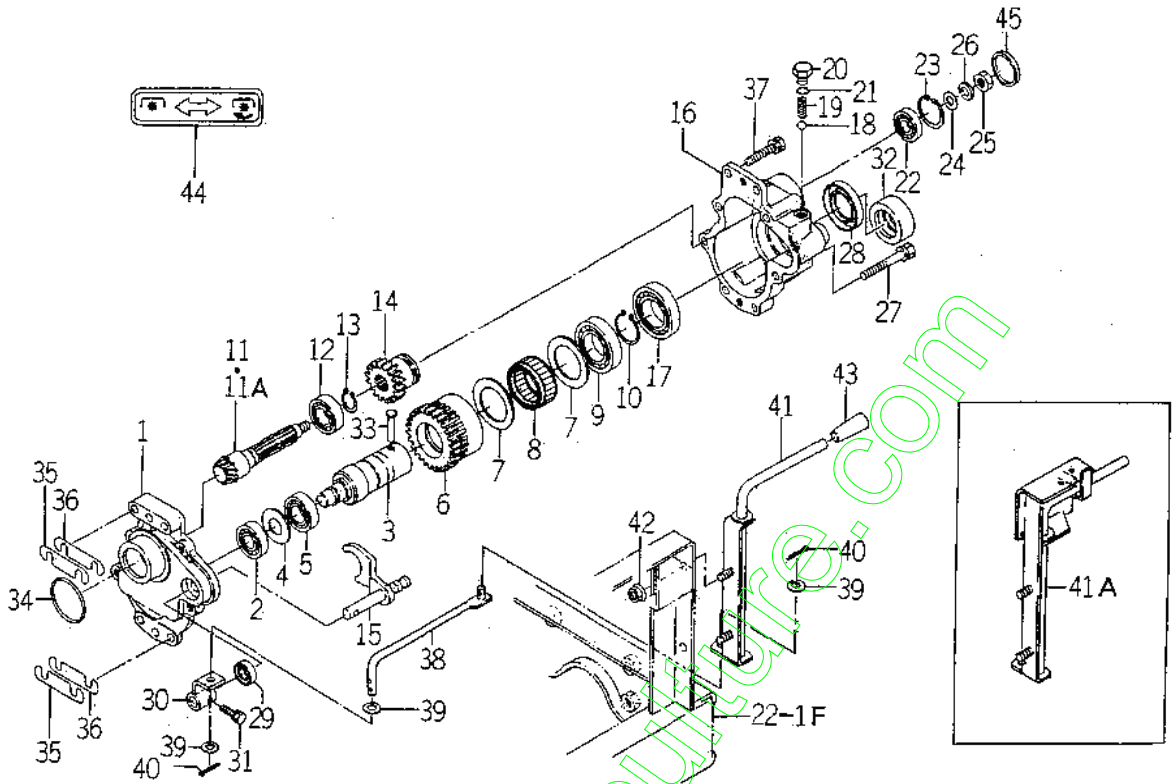
FIG. 19 P.T.O. SYSTEM (E TYPE) (OPTION)



1593-341B

KEY	PART CODE	DESCRIPTION	QTY	TYPE OF MODEL		I T C	C O L	G R P	REMARKS
				SG13					
41	V500 - 163 - 001 - 50	PIN,SPLIT/3 X15	2	↑					
42	1593 - 341 - 230 - 10	LEVER,PTO	1		1-100011				
42A	1593 - 341 - 230 - 20	LEVER,PTO	1		-100012				
43	4106 - 105 - 303 - 00	KNOB	1	↑					
44	3610 - 631 - 002 - 00	HANGER,SUPPORT	1		100012-				
45	1593 - 623 - 520 - 00	SWITCH,MERIT	1		100012-				
46	3664 - 276 - 001 - 00	PLATE/IRX13X35	1		100012-				
47	V111 - 163 - 002 - 00	SCREW M3X20	2		100012-				
48	V401 - 160 - 003 - 00	WASHER,SP/M 3	2		100012-				
49	V411 - 260 - 003 - 00	WASHER/M3	2		100012-				
50	V363 - 260 - 008 - 00	NUT,LOCK/M8	2		100012-				
51	1593 - 341 - 012 - 00	LABEL,PTO	1		1-500				
51A	1593 - 341 - 012 - 10	LABEL,PTO	1		501-				

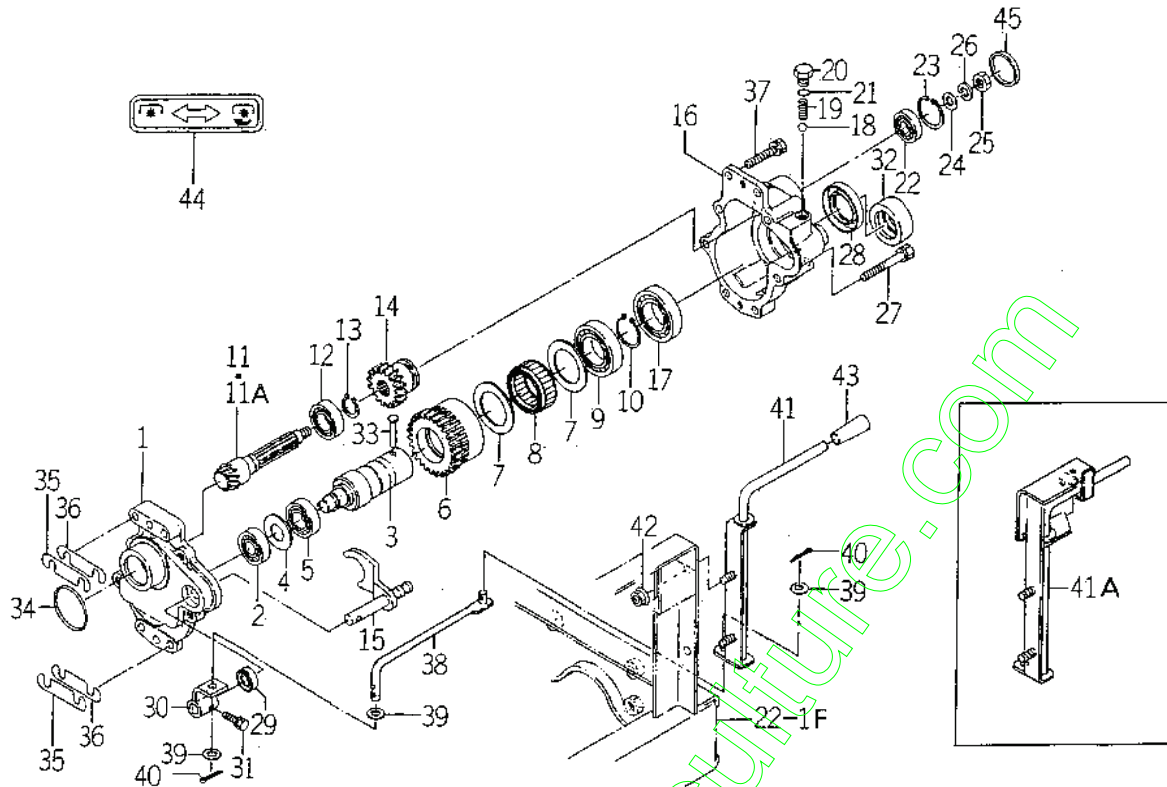
FIG. 20 P.T.O. SYSTEM (EXCEPT E,R TYPE) (OPTION)



1895-341C

KEY	PART CODE	DESCRIPTION	QTY	TYPE OF MODEL		I T C	C O L	G R P	REMARKS
				SG13					
1	1593 - 341 - 001 - 40	CASE,PTO FRONT	1	T					
2	V600 - 110 - 620 - 30	BEARING,RB/6203	1	T					
3	1593 - 341 - 200 - 20	SHAFT,PTO COMP	1	T					
4	1593 - 341 - 013 - 00	COLLAR/17X30X2	1	T					
5	V600 - 110 - 600 - 40	BEARING,RB/6004	1	T					
6	1593 - 341 - 005 - 10	GEAR,SPUR/28	1	T					
7	1593 - 341 - 014 - 00	COLLAR/48X57X3	2	T					
8	1593 - 341 - 006 - 00	CLUTCH,ONE - WAY	1	T					
9	V600 - 110 - 600 - 70	BEARING,RB/6007	1	T					
10	V704 - 140 - 035 - 00	RING,SNAP/35 C	1	T					
11	1593 - 341 - 003 - 10	GEAR,BEVEL/12	1	I- -527					
11A	1593 - 341 - 003 - 20	GEAR,BEVEL/12	1	528-					
12	V600 - 110 - 600 - 40	BEARING,RB/6004	1	T					
13	V704 - 140 - 020 - 00	RING,SNAP/20 C	1	T					
14	1593 - 341 - 004 - 20	GEAR,SPUR/17	1	T					
15	1593 - 341 - 210 - 20	FORK,SHIFT PTO	1	T					
16	1593 - 341 - 002 - 40	CASE,PTO REAR	1	T					
17	V600 - 110 - 600 - 70	BEARING,RB/6007	1	T					
18	V682 - 200 - 001 - 00	BALL,STEEL	1	T					
19	1302 - 225 - 003 - 00	SPRING,SHIFTER	1	T					
20	V200 - 261 - 001 - 20	BOLT/M10X12	1	T					
21	V720 - 101 - 901 - 00	O - RING	1	T					
22	V600 - 110 - 620 - 20	BEARING,RB/6202	1	T					
23	V705 - 140 - 035 - 00	RING,CIRCLIP	1	T					
24	1365 - 121 - 005 - 00	WASHER/10X20X2	1	T					

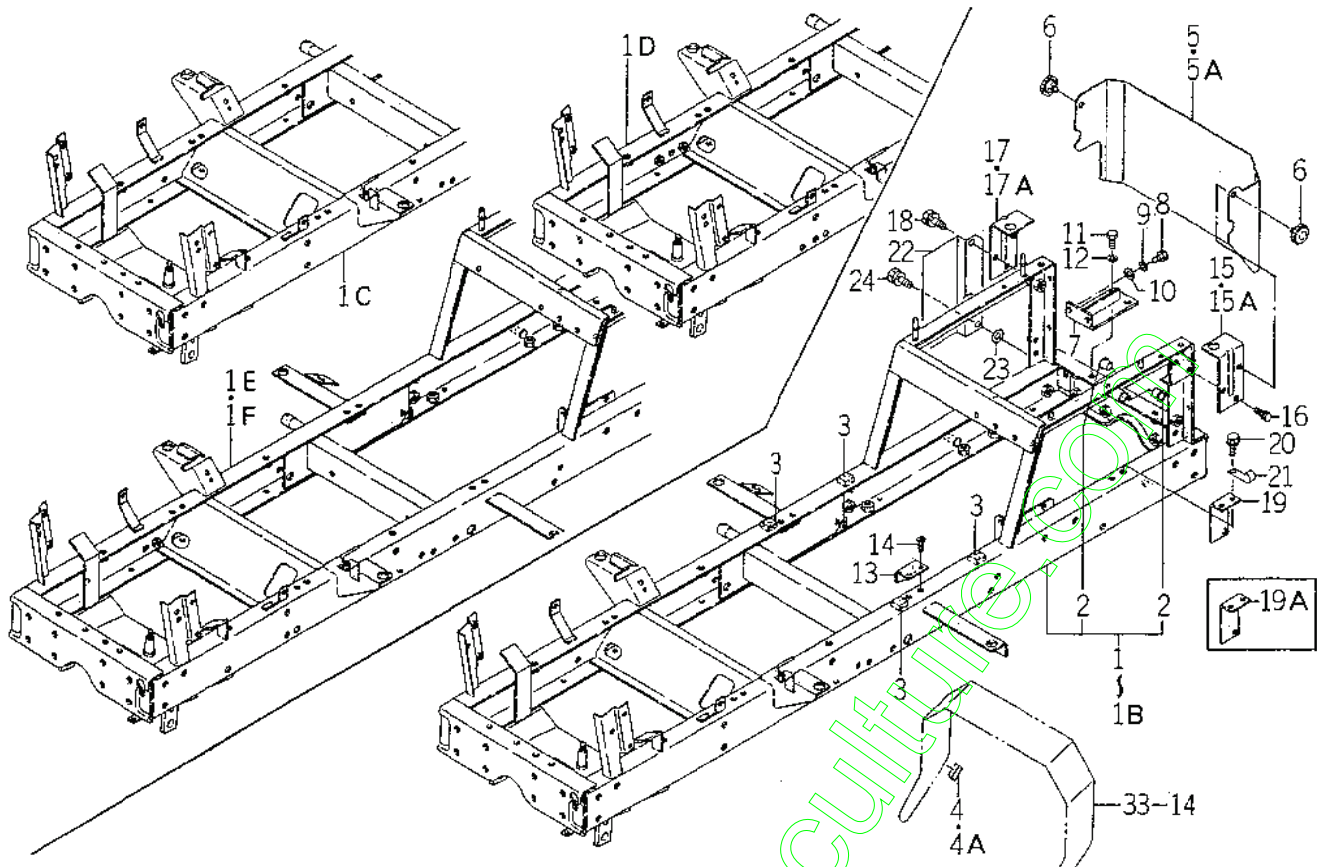
FIG. 20 P.T.O. SYSTEM (EXCEPT E,R TYPE) (OPTION)



1593 348C

KEY	PART CODE	DESCRIPTION	QTY	TYPE OF MODEL		I T C	C O L	G R P	REMARKS
				SG13					
25	V331 - 460 - 010 - 00	NUT	1	T					
26	V401 - 160 - 010 - 00	WASHER	1	T					
27	V211 - 260 - 805 - 00	BOLT,S/M8X50	4	T					
28	V744 - 135 - 550 - 80	SEAL,OIL/TC35558	1	T					
29	V744 - 112 - 250 - 70	SEAL,OIL/TC12257	1	T					
30	1593 - 341 - 220 - 10	ARM,SHIFT/PTO COMP	1	T					
31	V210 - 260 - 602 - 50	BOLT,S/M6X25	1	T					
32	1593 - 341 - 008 - 00	RING,PTO	1	T					
33	1593 - 341 - 009 - 00	PIN,PTO	1	T					
34	V721 - 103 - 105 - 00	O - RING/G50	1	T					
35	1593 - 203 - 004 - 20	SHIM/0.7	2	T					
36	1593 - 203 - 005 - 20	SHIM/0.2	6	T					
37	V211 - 260 - 804 - 00	BOLT,SEMS	4	T					
38	1593 - 341 - 240 - 20	ROD,REAR PTO COMP	1	T					
39	V411 - 260 - 008 - 00	WASHER,PL/M 8	3	T					
40	V500 - 163 - 001 - 50	PIN,SPLIT/3 X15	2	T					
41	1593 - 341 - 230 - 10	LEVER,PTO	1	T					
41A	1593 - 341 - 230 - 20	LEVER,PTO	1	T	1-100011 100012-				
42	V363 - 260 - 008 - 00	NUT,LOCK/M8	2	T					
43	4106 - 105 - 303 - 00	KNOB	1	T					
44	1593 - 341 - 012 - 10	LABEL,PTO	1	T					
45	1337 - 708 - 007 - 00	COVER,METAL	1	T					

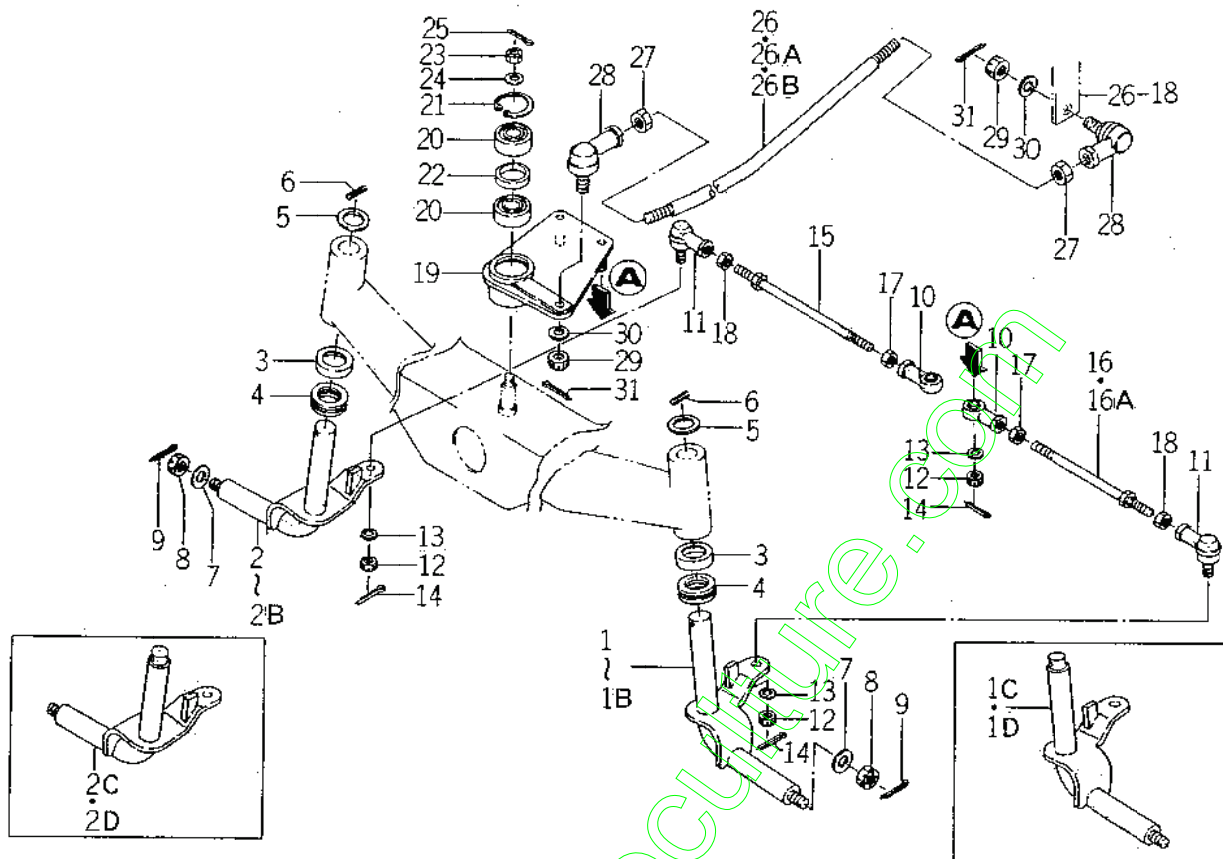
FIG. 22 CHASSIS SYSTEM



1553-301A

KEY	PART CODE	DESCRIPTION	QTY	TYPE OF MODEL		I T C	C O L	G R P	REMARKS
				SG13					
1	1593 - 401 - 510 - 00	CHASSIS ASSY	1	1-					
1A	1593 - 401 - 510 - 10	CHASSIS ASSY	1	-17					
1B	1593 - 401 - 510 - 20	CHASSIS ASSY	1	18-					
1C	1593 - 401 - 510 - 30	CHASSIS ASSY	1	-80					
1D	1593 - 401 - 510 - 40	CHASSIS ASSY	1	81-					
1E	1593 - 401 - 510 - 50	CHASSIS ASSY	1	-166					
1F	1593 - 401 - 510 - 60	CHASSIS ASSY	1	167-					
2	3656 - 221 - 001 - 10	BUSH/15X17X16	2	-366					
3	1593 - 401 - 007 - 20	INSULATOR/22	4	367-					
4	1593 - 401 - 009 - 00	PAD/80	3	-527					
4A	3666 - 202 - 005 - 00	PAD/50	1	528-					
5	1593 - 401 - 071 - 40	COVER,REAR	1	-100000					
5A	1593 - 401 - 071 - 50	COVER,REAR	1	100001-					
6	3623 - 820 - 013 - 00	KNOB,SET/12	2	*					
7	1593 - 401 - 270 - 00	STAY,T - MISSION	1	*					
8	V201 - 460 - 802 - 00	BOLT/M8X20	2	*					
9	V401 - 160 - 008 - 00	WASHER,SP/M 8	2	*					
10	V411 - 260 - 008 - 00	WASHER,PL/M 8	2	*					
11	V201 - 361 - 002 - 50	BOLT/M10X25	2	*					
12	V401 - 160 - 010 - 00	WASHER	2	*					
13	1593 - 401 - 008 - 10	PLATE/L - 34X50	1	*					
14	V112 - 168 - 001 - 60	SCREW/M8X16	2	*					
15	1593 - 401 - 570 - 00	PLATE,FENDER/LH	1	1-					
15A	1631 - 401 - 300 - 00	STAY,FENDER/LH COMP	1	-100000					
16	V211 - 260 - 802 - 00	BOLT,SEMS (S)	2	100001-					

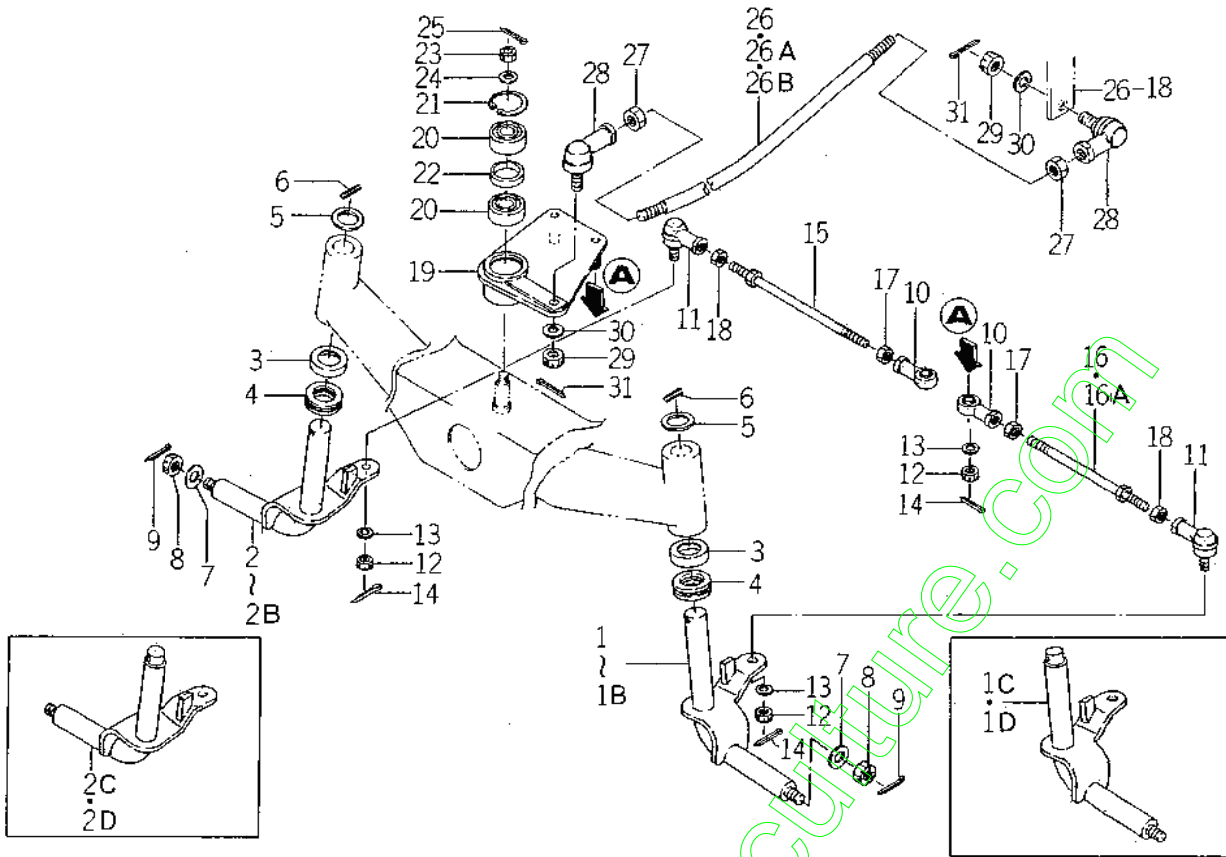
FIG. 24 ARM (KNUCKLE) and ARM (PITMAN) SYSTEM



1593-405A

KEY	PART CODE	DESCRIPTION	QTY	TYPE OF MODEL		I T C	C O L	G R P	REMARKS
				SG13					
1	1593 - 403 - 500 - 40	ARM,KNUCKLE/LH	1	1-					
1A	1593 - 403 - 500 - 50	ARM,KNUCKLE/LH COMP	1	-164					
1B	1593 - 403 - 500 - 60	ARM,KNUCKLE/LH COMP	1	165-					
1C	1593 - 403 - 500 - 70	ARM,KNUCKLE/LH COMP	1	-166					
1D	1593 - 403 - 500 - 80	ARM,KNUCKLE/LH COMP	1	167-					
2	1593 - 403 - 510 - 40	ARM,KNUCKLE/RH	1	-527					
2A	1593 - 403 - 510 - 50	ARM,KNUCKLE/RH COMP	1	528-					
2B	1593 - 403 - 510 - 60	ARM,KNUCKLE/RH COMP	1	-100001					
2C	1593 - 403 - 510 - 70	ARM,KNUCKLE/RH COMP	1	100002-					
2D	1593 - 403 - 510 - 80	ARM,KNUCKLE/RH COMP	1						
3	1593 - 403 - 004 - 10	COVER/44X10	2	*					
4	1593 - 403 - 009 - 00	BEARING,BALL THRUST	2	*					
5	V411 - 260 - 018 - 00	WASHER	2	*					
6	V580 - 140 - 503 - 20	PIN,SPRING/5 X32 W	2	*					
7	3621 - 702 - 003 - 00	WASHER,PULLEY	2	*					
8	V328 - 262 - 112 - 00	NUT/M12X1.25	2	*					
9	V500 - 163 - 002 - 50	PIN,SPLIT/3 X25	2	*					
10	1593 - 403 - 003 - 10	JOINT,BALL/LH	2	*					
11	1593 - 403 - 001 - 10	JOINT,BALL/RH	2	*					
12	V328 - 262 - 110 - 00	NUT/M10X1.25	4	*					
13	V401 - 160 - 010 - 00	WASHER	2	*					
14	V500 - 162 - 502 - 00	PIN,SPLIT/2.5X20	4	*					
15	1593 - 403 - 052 - 30	ROD/D = 8.90 - 8.94	1	*					
16	1593 - 403 - 056 - 30	ROD/D = 8.90 - 8.94	1	1-					
16A	1593 - 403 - 056 - 40	ROD,TIE/M10X193	1	-2217					
				2218-					

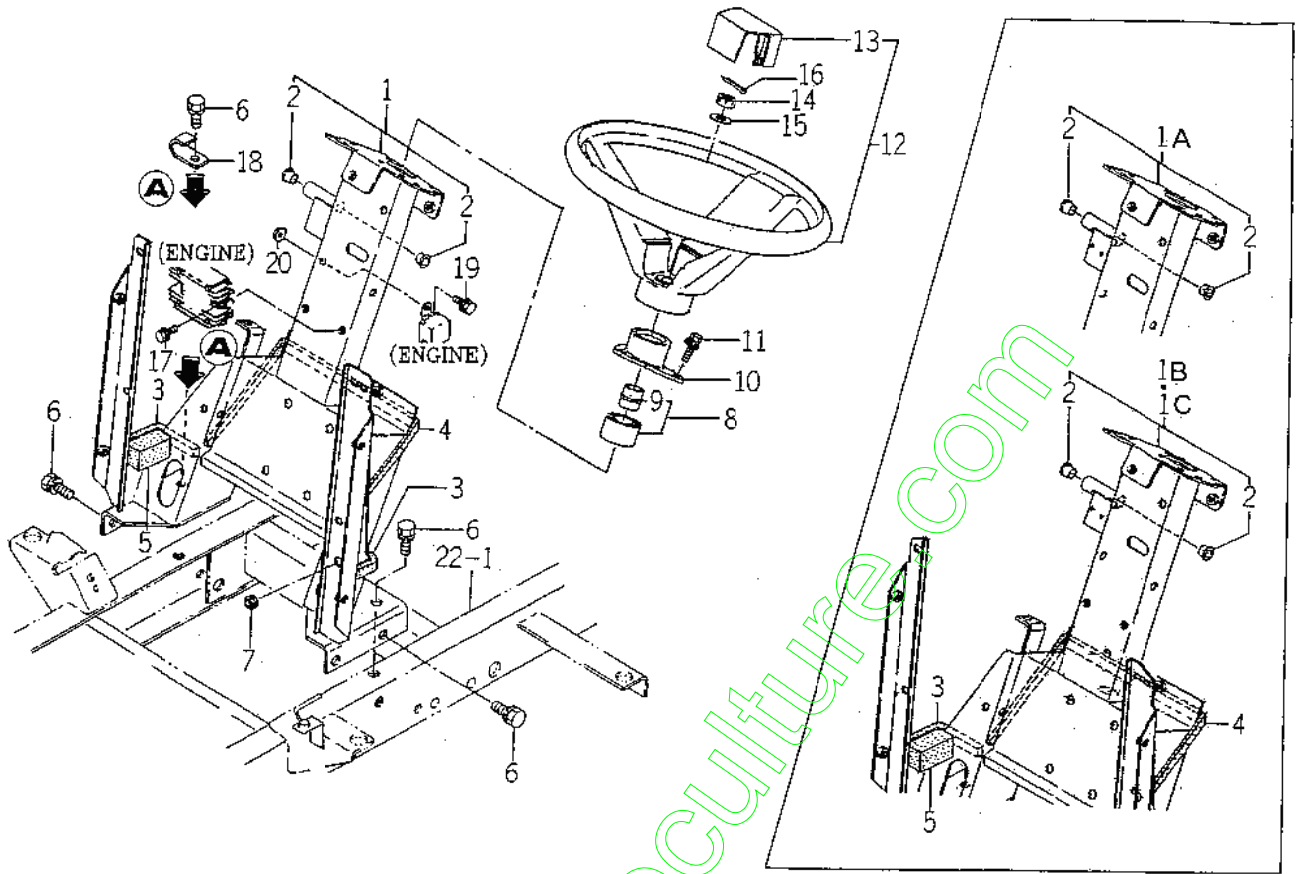
FIG. 24 ARM (KNUCKLE) and ARM (PITMAN) SYSTEM



LEES-405A

KEY	PART CODE	DESCRIPTION	QTY	TYPE OF MODEL		I T C	C O L	G R P	REMARKS
				SG13					
17	3625 - 212 - 007 - 00	NUT/M10	2	*					
18	V334 - 260 - 010 - 00	NUT/M10	2	*					
19	1593 - 403 - 530 - 60	ARM,PITMAN	1	*					
20	V600 - 150 - 620 - 30	BEARING,RB/6203SS	2	*					
21	V705 - 140 - 040 - 00	RING,SNAP/40 C	1	*					
22	1593 - 403 - 007 - 20	COLLAR/31X38X06	1	*					
23	V328 - 262 - 110 - 00	NUT/M10X1.25	1	*					
24	1376 - 121 - 001 - 00	WASHER 11X22X3	1	*					
25	V500 - 162 - 502 - 00	PIN,SPLIT/2.5X20	1	*					
26	1593 - 403 - 058 - 10	ROD,DRAG	1	1- -164					
26A	1593 - 403 - 058 - 20	ROD,DRAG	1	165- -2217					
26B	1593 - 403 - 058 - 30	ROD,DRAG	1	2218-					
27	V332 - 260 - 012 - 00	NUT	2	*					
28	1593 - 403 - 005 - 00	JOINT,BALL	2	*					
29	V328 - 262 - 112 - 00	NUT/M12X1.25	2	*					
30	V401 - 160 - 012 - 00	WASHER,SP/M12	2	*					
31	V500 - 163 - 002 - 50	PIN,SPLIT/3 x25	2	*					

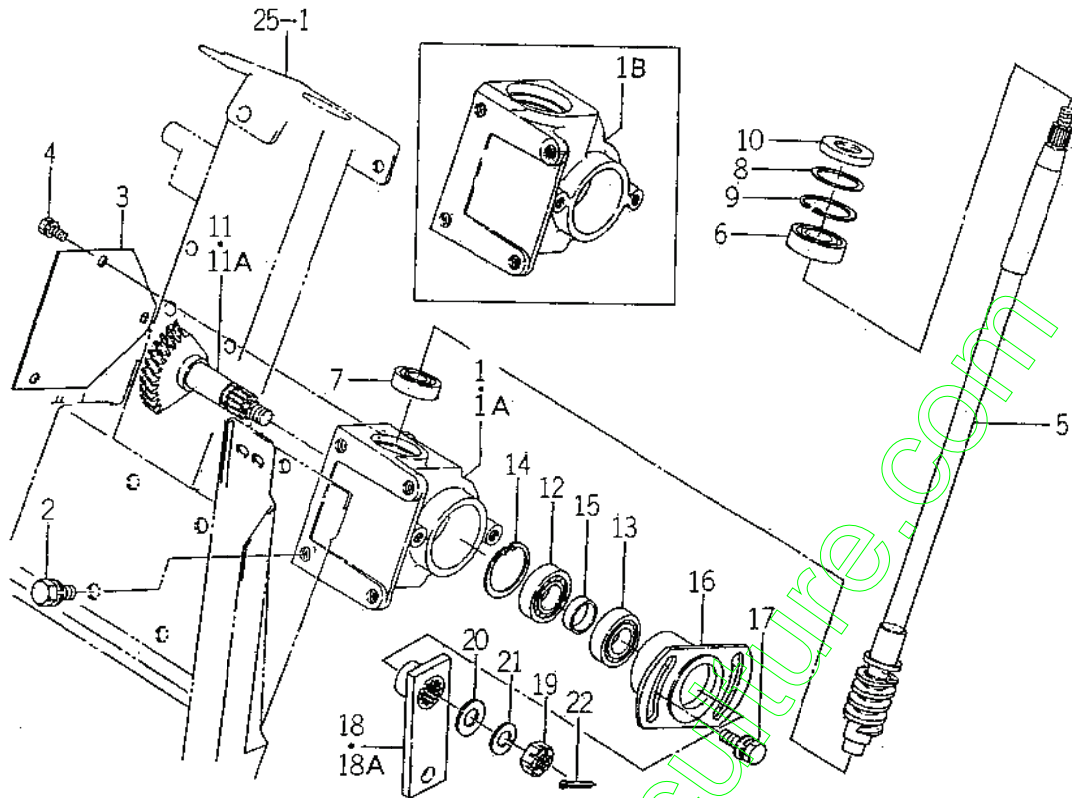
FIG. 25 POST (STEERING) and WHEEL (STEERING) SYSTEM



1593--065A

KEY	PART CODE	DESCRIPTION	QTY	TYPE OF MODEL		I T C	C O L	G R P	REMARKS
				SG13					
1	1593 - 406 - 500 - 00	POST,STEERING ASSY	1	1- -17					
1A	1593 - 406 - 500 - 10	POST,STEERING ASSY	1	18- -30					
1B	1593 - 406 - 500 - 20	POST,STEERING ASSY	1	81- -2130					
1C	1593 - 406 - 500 - 30	POST,STEERING ASSY	1	2131-					
2	1564 - 512 - 001 - 00	BUSH/10X12X10	2	*					
3	1593 - 601 - 069 - 00	SEAL/15X20X120	2	*					
4	1593 - 601 - 065 - 10	SEAL/20X15X530	1	*					
5	1593 - 406 - 008 - 00	SEAL/30X30X50	2	*					
6	V211 - 261 - 002 - 50	BOLT (S) M10X25	6	*					
7	1427 - 621 - 012 - 00	GROMMET	1	*					
8	1593 - 406 - 250 - 00	COLUMN,STEERING ASSY	1	*					
9	1593 - 406 - 005 - 10	BUSH,COLUMN	1	*					
10	1593 - 406 - 004 - 00	HUB,STEERING COLUMN	1	*					
11	V210 - 360 - 602 - 00	BOLT/SP	3	*					
12	1593 - 406 - 240 - 10	WHEEL,STEERING ASSY	1	*					
13	1593 - 406 - 006 - 00	PAD,STEERING WHEEL	1	*					
14	V328 - 262 - 110 - 00	NUT/M10X1.25	1	*					
15	V411 - 260 - 010 - 00	WASHER/M10	1	*					
16	V500 - 162 - 502 - 00	PIN,SPLIT/2.5X20	1	*					
17	V210 - 360 - 602 - 00	BOLT/SP	2	*					
18	3737 - 172 - 011 - 00	CLAMP,HARNNESS	1	*					
19	V211 - 360 - 801 - 60	BOLT,SEMS (SP)	1	*					
20	V363 - 260 - 008 - 00	NUT,LOCK/M8	1	*					

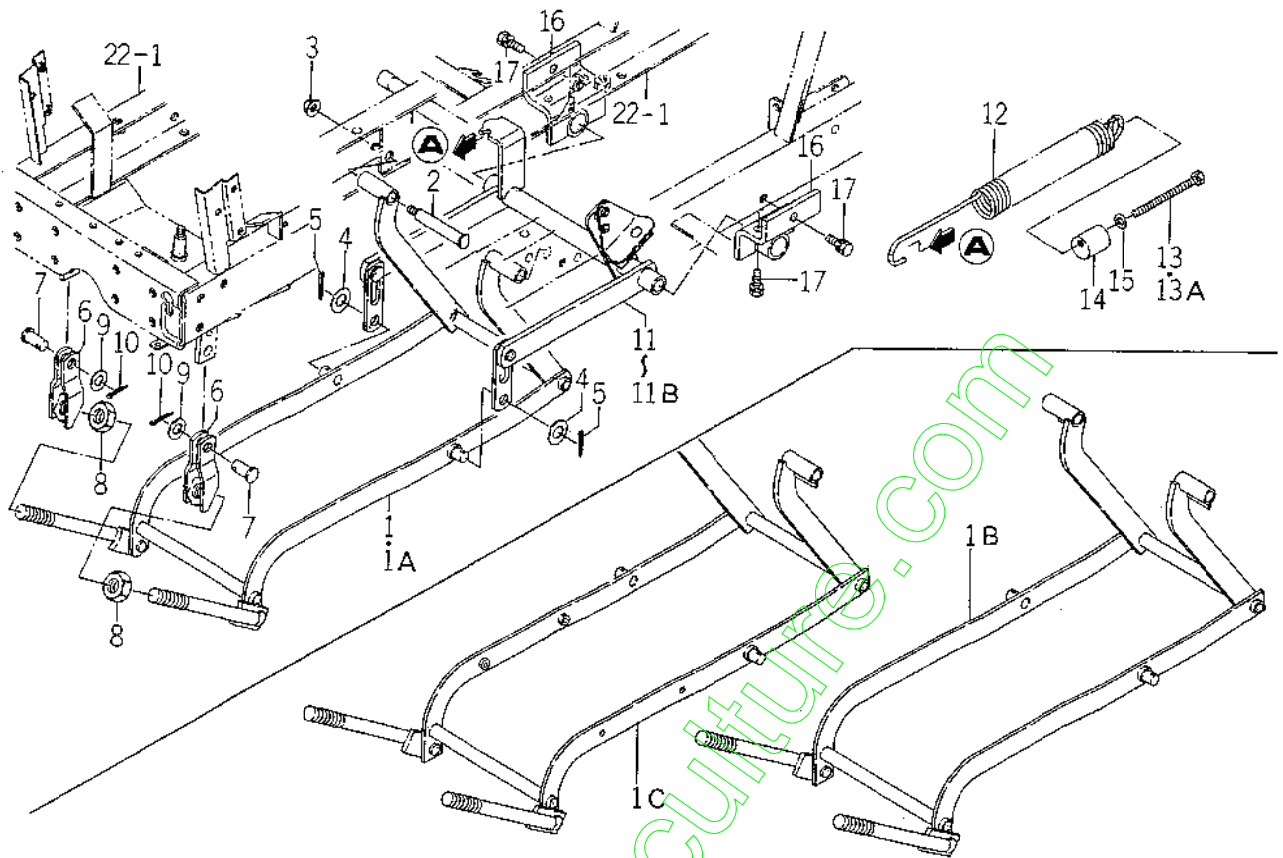
FIG. 26 CASE (STEERING) and SHAFT (STEERING) SYSTEM



1393-4073

KEY	PART CODE	DESCRIPTION	QTY	TYPE OF MODEL		I T C	C O L	G R P	REMARKS
				SG13					
1	1593 - 407 - 051 - 40	CASE,STEERING	1	1-					
1A	1593 - 407 - 051 - 50	CASE,STEERING	1	-164					
1B	1593 - 407 - 051 - 60	CASE,STEERING	1	165-					
2	V211 - 261 - 002 - 00	BOLT,SEMS	4	-527					
3	1593 - 407 - 004 - 40	PLATE,STEERING	1	528-					
4	V210 - 260 - 601 - 20	BOLT,SEMS	3	*					
5	1593 - 407 - 200 - 40	SHAFT,STEERING	1	*					
6	1593 - 407 - 002 - 00	BEARING,RB / 7004	1	*					
7	1593 - 407 - 006 - 00	BEARING,RB / 7202	1	*					
8	1480 - 207 - 011 - 00	WASHER / 31X42X1	1	*					
9	V705 - 140 - 042 - 00	RING,SNAP / 42 C	1	*					
10	V742 - 120 - 420 - 60	SEAL,OIL / VC20426	1	*					
11	1593 - 407 - 510 - 40	GEAR,HILICAL / 72	1	1-					
11A	1593 - 407 - 510 - 50	GEAR,HILICAL / 72	1	-7					
12	V600 - 110 - 600 - 40	BEARING,RB / 6004	1	8-					
13	V600 - 140 - 600 - 40	BEARING,RB / 6004S	1	*					
14	V705 - 140 - 042 - 00	RING,SNAP / 42 C	1	*					
15	1593 - 407 - 007 - 10	COLLAR / 21X25X08	1	*					
16	1593 - 407 - 520 - 30	FLANGE,CONTROL	1	*					
17	V211 - 360 - 802 - 00	BOLT (SP) M8X20	2	*					
18	1593 - 407 - 530 - 30	ARM,DRAG	1	1-					
18A	1593 - 407 - 530 - 40	ARM,DRAG COMP	1	-6788					
19	V328 - 262 - 112 - 00	NUT / M12X1.25	1	6789-					
20	V411 - 260 - 012 - 00	WASHER / M12	1	*					
21	V401 - 160 - 012 - 00	WASHER,SP / M12	1	*					

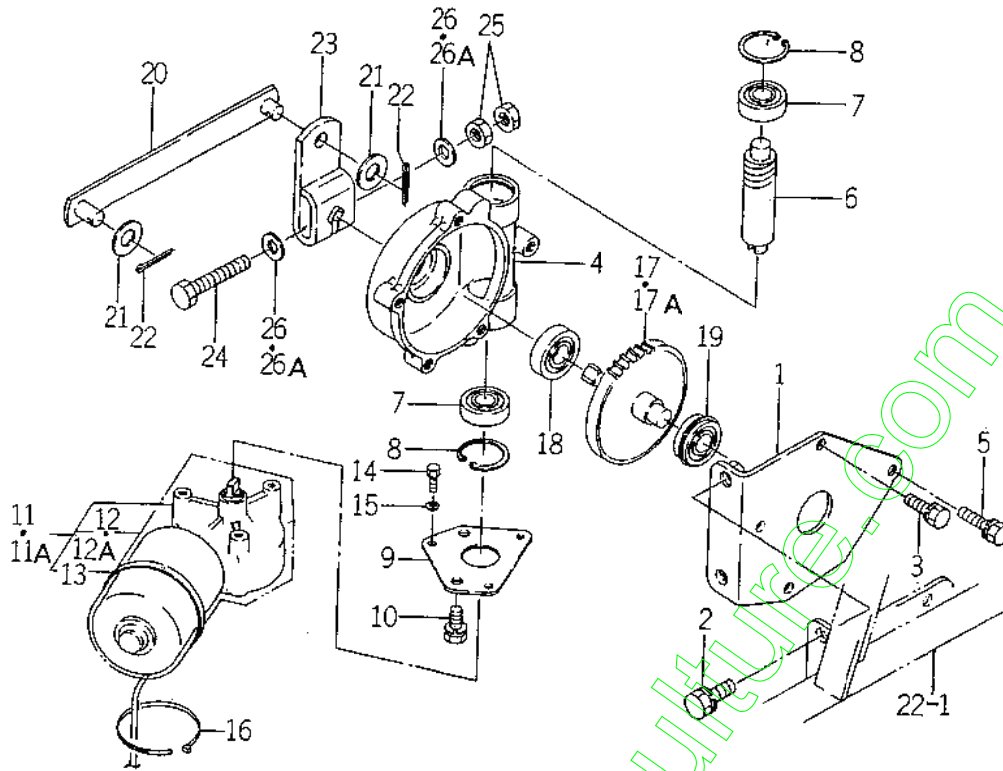
FIG. 28 LINK and LIFT SYSTEM



1592-553

KEY	PART CODE	DESCRIPTION	QTY	TYPE OF MODEL		I T C	C O L	G R P	REMARKS
				SG13					
1	1593 - 553 - 540 - 20	LINK	1	1- -80					
1A	1593 - 553 - 540 - 30	LINK	1	81- -186					
1B	1593 - 553 - 540 - 40	LINK	1	167- -366					
1C	1593 - 553 - 540 - 50	LINK	1	367-					
2	1593 - 553 - 003 - 20	PIN/15X108	2	*					
3	V363 - 260 - 010 - 00	NUT/M10	2	*					
4	V411 - 260 - 014 - 00	WASHER,PL/M14	2	*					
5	V500 - 163 - 002 - 50	PIN,SPLIT/3 X25	2	*					
6	1593 - 553 - 550 - 10	LINK/A	2	*					
7	1593 - 553 - 007 - 20	PIN/15X32	2	*					
8	V305 - 260 - 020 - 00	NUT/M20	2	*					
9	V411 - 260 - 014 - 00	WASHER,PL/M14	2	*					
10	V500 - 163 - 002 - 50	PIN,SPLIT/3 X25	2	*					
11	1593 - 553 - 500 - 40	LIFT/270	1	1- -136					
11A	1593 - 553 - 500 - 50	LIFT/270	1	167- -366					
11B	1593 - 553 - 500 - 60	LIFT/270 COMP	1	367-					
12	1593 - 553 - 054 - 10	SPRING/HE450	1	*					
13	1593 - 553 - 012 - 00	BOLT/M10X120	1	1- -295					
13A	1593 - 553 - 012 - 10	BOLT/M10X120	1	296-					
14	1593 - 553 - 006 - 10	HOOK,SPRING/D = 32	1	*					
15	V411 - 260 - 010 - 00	WASHER/M10	1	*					
16	1593 - 553 - 670 - 30	METAL,LIFTARM	2	*					
17	V211 - 561 - 002 - 50	BOLT/M10X25	6	*					

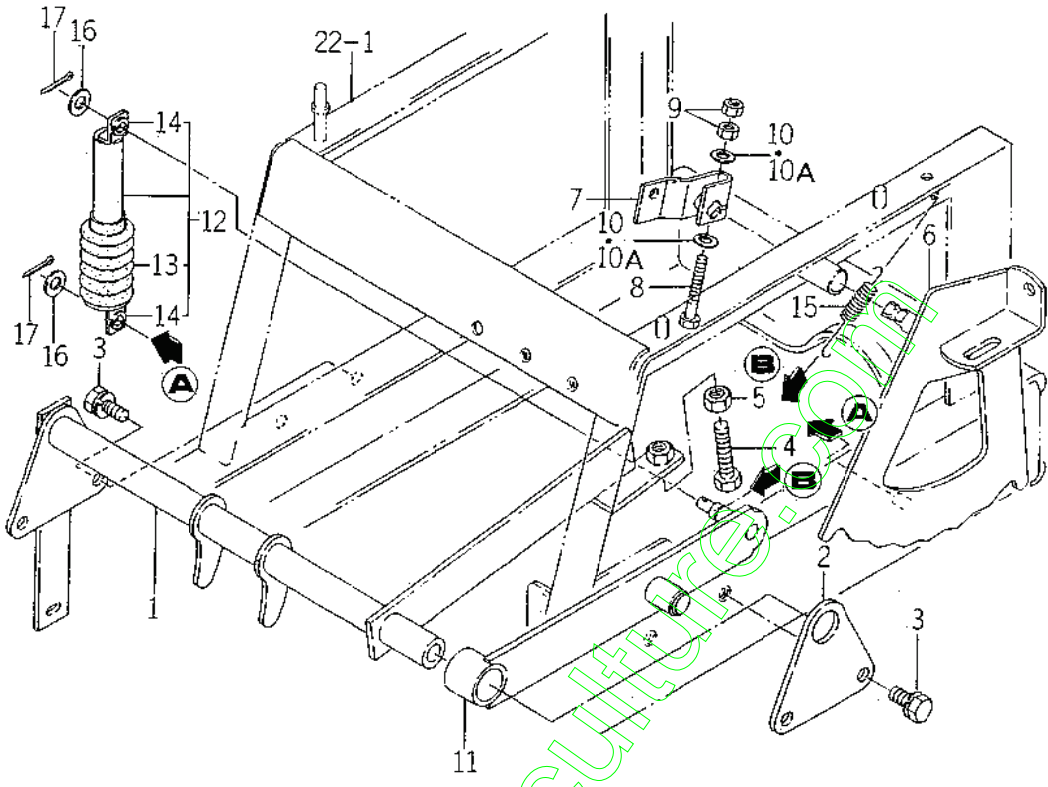
FIG. 29 PLATE (LIFT CASE) SYSTEM



1593 354

KEY	PART CODE	DESCRIPTION	QTY	TYPE OF MODEL		I T C	C O L	G R P	REMARKS
1	1593 - 554 - 500 - 10	PLATE,LIFT CASE	1	*					
2	V211 - 261 - 002 - 50	BOLT (S) M10X25	2	*					
3	V211 - 260 - 803 - 00	BOLT,SEMS	1	*					
4	3645 - 381 - 001 - 00	CASE,GEAR	1	*					
5	V211 - 260 - 802 - 50	BOLT/S	3	*					
6	3642 - 496 - 002 - 10	WORM	1	*					
7	V600 - 150 - 620 - 20	BEARING,RB/6202SS	2	*					
8	V705 - 140 - 035 - 00	RING,CIRCLIP	2	*					
9	1593 - 554 - 051 - 00	PLATE,MOTOR	1	*					
10	V211 - 260 - 801 - 60	BOLT,SEMS (S) M8X16	2	*					
11	3642 - 496 - 200 - 10	MOTOR ASSY	1	1- -366					
11A	1593 - 554 - 310 - 00	MOTER ASSY	1	367-					
12	3642 - 496 - 201 - 00	COVER	1	1- -366					
12A	1593 - 554 - 312 - 00	COVER	1	367-					
13	3642 - 496 - 202 - 00	BAND,RUBBER	2	*					
14	V200 - 260 - 501 - 60	BOLT/M5X0.8X16	3	*					
15	V401 - 160 - 005 - 00	WASHER,SP/M 5	3	*					
16	3746 - 185 - 014 - 00	HOSE,BAND	2	*					
17	1593 - 554 - 210 - 20	SHAFT	1	1- -500					
17A	1593 - 554 - 210 - 30	SHAFT	1	501-					
18	V600 - 150 - 620 - 30	BEARING,RB/6203SS	1	*					
19	V607 - 150 - 620 - 20	BEARING,RB/6202	1	*					
20	1593 - 554 - 240 - 10	BAR,LIFT	1	*					
21	V411 - 260 - 012 - 00	WASHER /M12	2	*					
22	V500 - 163 - 002 - 00	PIN,SPLIT/3 X20	2	*					

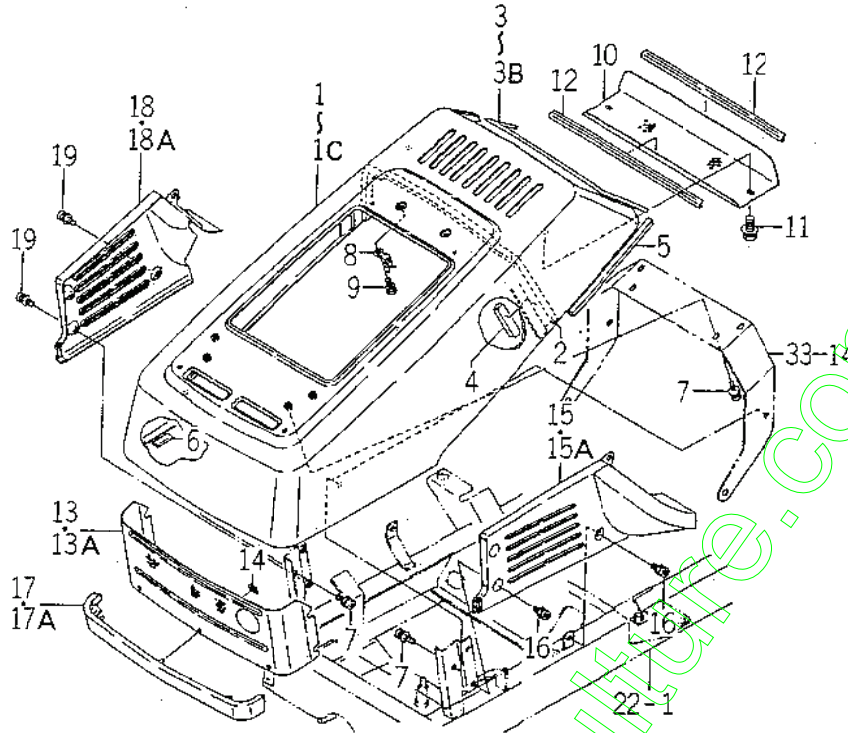
FIG. 31 ARM (CLUTCH) and DAMPER SYSTEM



1593-557

KEY	PART CODE	DESCRIPTION	QTY	TYPE OF MODEL		I T C	C O L	G R P	REMARKS
				SG13					
1	1593 - 557 - 500 - 40	ARM,CLUTCH	1	*					
2	1593 - 557 - 001 - 30	PLATE,SIDE	1	*					
3	V211 - 261 - 002 - 00	BOLT,SEMS	4	*					
4	V201 - 261 - 005 - 00	BOLT/M10X50	1	*					
5	V304 - 260 - 010 - 00	NUT	1	*					
6	1593 - 557 - 220 - 50	CAM,CLUTCH	1	*					
7	1593 - 557 - 007 - 20	PLATE,CHANGE ARM	1	*					
8	V201 - 260 - 805 - 00	BOLT/M 8X50	1	*					
9	V304 - 260 - 008 - 00	NUT/M 8	2	*					
10	V411 - 260 - 008 - 00	WASHER,PL/M 8	2	1- -356					
10A	1373 - 121 - 001 - 00	WASHER,PL/M8	2	367-					
11	1593 - 557 - 570 - 40	PLATE,CLUTCH CAM	1	*					
12	1593 - 558 - 220 - 30	DAMPER ASSY	1	*					
13	1593 - 558 - 226 - 00	BOOT	1	*					
14	1593 - 558 - 227 - 00	BUSH	2	*					
15	1588 - 117 - 001 - 00	SPRING/HE089	1	*					
16	V411 - 260 - 008 - 00	WASHER,PL/M 8	2	*					
17	V500 - 163 - 001 - 50	PIN,SPLIT/3 X15	2	*					

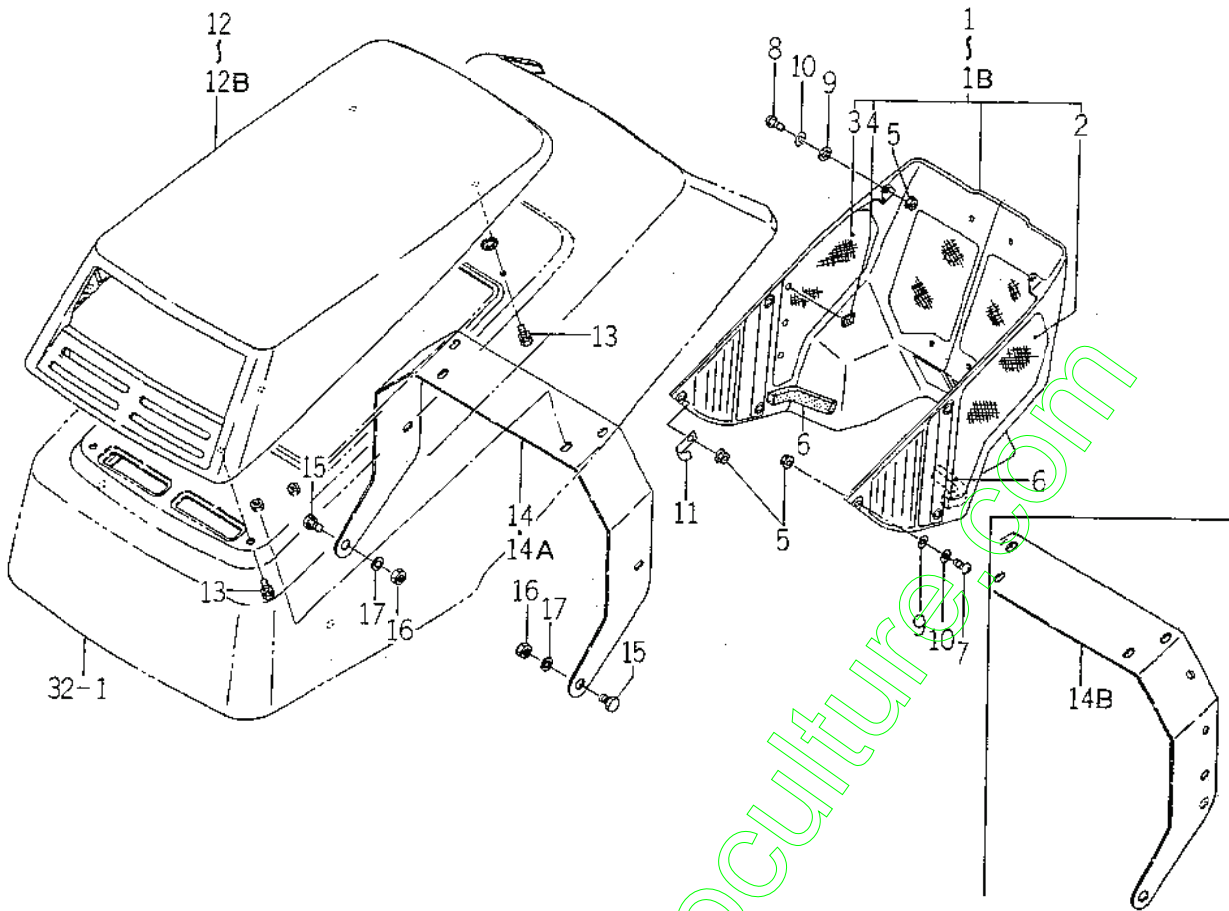
FIG. 32 HOOD (A) and COVER (FRONT) SYSTEM



1563-EG1.7

KEY	PART CODE	DESCRIPTION	QTY	TYPE OF MODEL		I T C	C O L	G R P	REMARKS
				SG13					
1	1593 - 601 - 500 - 20	HOOD/A	1	1-					
1A	1593 - 601 - 500 - 30	HOOD/A	1	-17					
1B	1593 - 601 - 500 - 40	HOOD/A	1	18-					
1C	1593 - 601 - 500 - 50	HOOD/A COMP	1	-366					
2	1593 - 601 - 062 - 20	SEAL/20X10X690	1	367-					
3	1593 - 601 - 067 - 10	TRIM/1X06X570	1	-527					
3A	1593 - 601 - 067 - 20	TRIM/1X1X590	1	528-					
3B	1593 - 601 - 067 - 30	TRIM/1X1X570	1	*					
4	1593 - 601 - 071 - 00	SEAL/20X10X130	1	167-					
5	1593 - 601 - 072 - 00	TRIM/1X6X360	2	*					
6	3661 - 212 - 001 - 00	LINING/50	2	*					
7	V210 - 360 - 601 - 60	BOLT (SP) /M6X16	6	*					
8	3610 - 631 - 002 - 00	HANGER,SUPPORT	2	*					
9	V211 - 260 - 801 - 60	BOLT,SEMS (S) M8X16	2	*					
10	1593 - 601 - 009 - 00	NET/100X388	1	*					
11	4301 - 210 - 002 - 00	BOLT,SEMS/M6X16	2	*					
12	1593 - 601 - 072 - 00	TRIM/1X6X360	2	*					
13	1593 - 601 - 002 - 30	COVER,FRONT	1	1-					
13A	1593 - 601 - 002 - 40	COVER,FRONT	1	-366					
14	V350 - 160 - 006 - 00	NUT,SPEED	3	367-					
15	1593 - 601 - 561 - 20	COVER,FRONT/LH	1	*					
15A	1593 - 601 - 561 - 30	COVER,FRONT/LH	1	1-					
16	V120 - 366 - 001 - 60	SCREW,SP/M6X16	3	-2130					
17	1593 - 601 - 271 - 20	COVER,FRONT/C	1	2131-					
17A	1593 - 601 - 271 - 30	COVER,FRONT/C	1	*					

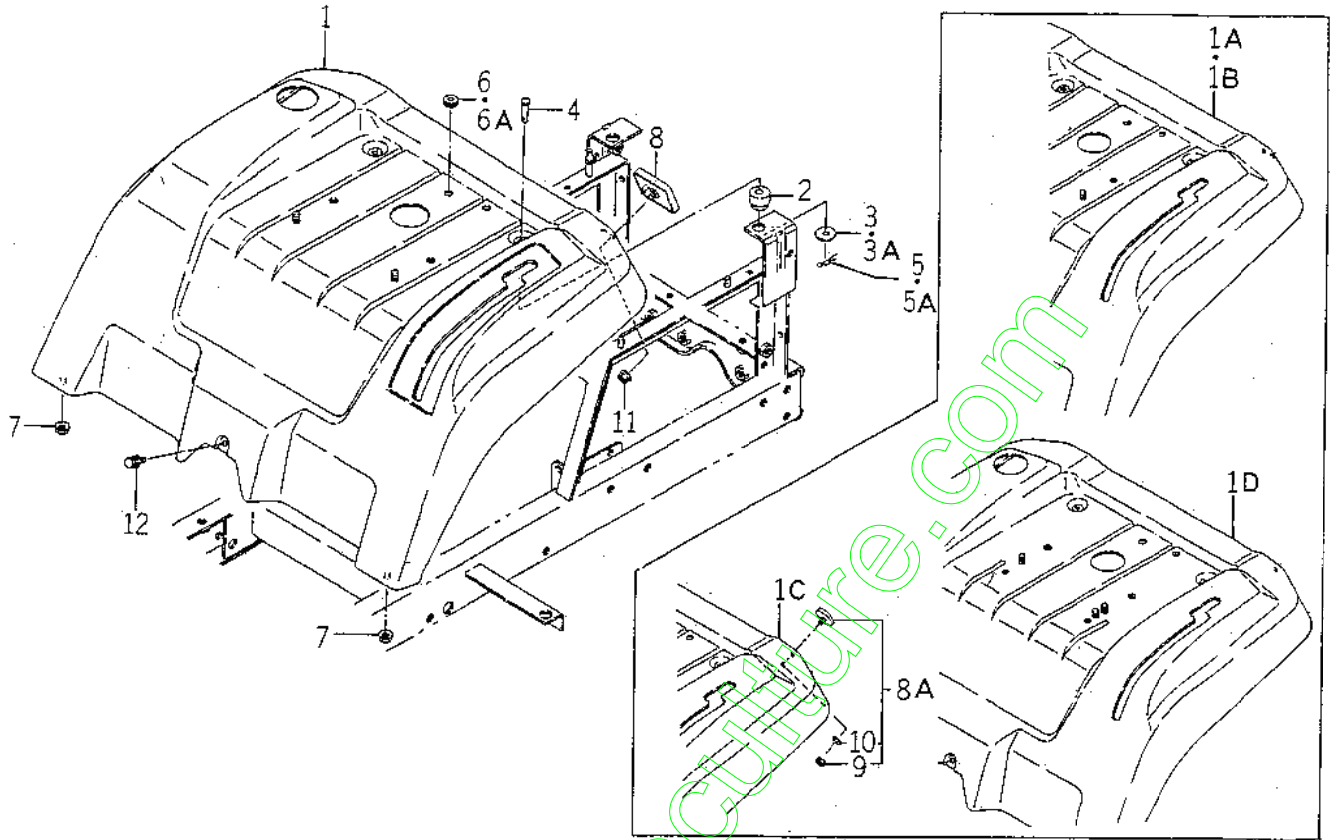
FIG. 33 COVER (LOWER) and HOOD (B) SYSTEM



1953-E014

KEY	PART CODE	DESCRIPTION	QTY	TYPE OF MODEL		I T C	C O L	G R P	REMARKS
				SG13					
1	1593 - 601 - 510 - 00	COVER,LOWER SET	1	1-					
1A	1593 - 601 - 510 - 10	COVER,LOWER ASSY	1	-2217					
1B	1593 - 601 - 510 - 20	COVER,LOWER ASSY	1	2218-					
				-2220					
				2221-					
2	1593 - 601 - 524 - 10	NET,LOWER COVER / LH	1	*					
3	1593 - 601 - 525 - 10	NET,LOWER COVER / RH	1	*					
4	V350 - 160 - 004 - 00	NUT,SPEED/P4	33	*					
5	V361 - 260 - 006 - 00	NUT	4	*					
6	1593 - 601 - 064 - 20	SEAL/15X20X170	2	*					
7	1581 - 740 - 116 - 00	SCREW/M6X20	6	*					
8	1593 - 601 - 074 - 00	SCREW/6X25	6	*					
9	1593 - 601 - 073 - 00	WASHER/06X16X01	12	*					
10	V401 - 160 - 006 - 00	WASHER,SP/M 6	12	*					
11	3737 - 172 - 009 - 00	HARNES,MAIN CLAMP	1	*					
12	1593 - 601 - 008 - 10	HOOD/B	1	1-					
12A	1593 - 601 - 008 - 20	HOOD/B	1	-452					
				453-					
12B	1593 - 601 - 008 - 30	HOOD/B	1	-2130					
				2131-					
13	V210 - 260 - 601 - 20	BOLT,SEMS	4	*					
14	1593 - 601 - 061 - 20	ARM,HOOD	1	1-					
14A	1593 - 601 - 061 - 30	ARM,HOOD	1	-80					
14B	1593 - 601 - 061 - 40	ARM,HOOD	1	81-					
				-166					
				167-					
15	1593 - 601 - 054 - 00	SCREW/M8X11	2	*					
16	V304 - 260 - 008 - 00	NUT/M 8	2	*					
17	V401 - 160 - 008 - 00	WASHER,SP/M 8	2	*					

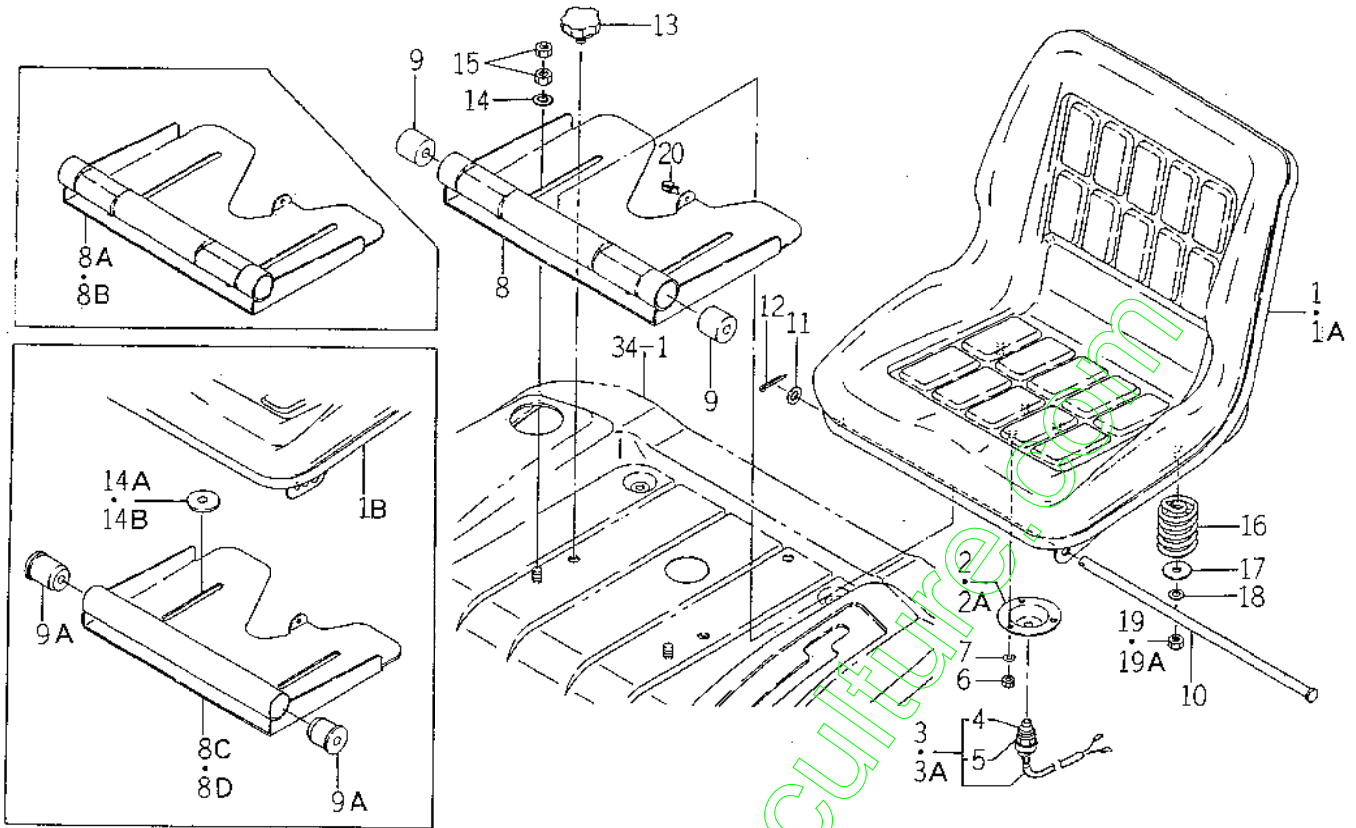
FIG. 34 FENDER SYSTEM



1899-R06A

KEY	PART CODE	DESCRIPTION	QTY	TYPE OF MODEL		I T C	C O L	G R P	REMARKS
				SG13					
1	1593 - 606 - 500 - 30	FENDER	1	1- -80					
1A	1593 - 606 - 500 - 40	FENDER	1	81- -166					
1B	1593 - 606 - 500 - 50	FENDER	1	167- -2130					
1C	1593 - 606 - 500 - 60	FENDER	1	2131- -100000					
1D	1593 - 606 - 500 - 70	FENDER	1	100001-					
2	1593 - 616 - 004 - 20	GROMMET /10X30X5	2	*					
3	1376 - 606 - 005 - 00	WASHER /9X32X2	2	1- -80					
3A	V411 - 260 - 008 - 00	WASHER,PL/M 8	2	81-					
4	1593 - 606 - 006 - 10	PIN /8X36	2	*					
5	1301 - 411 - 005 - 00	PIN,HAIR	2	1- -80					
5A	3908 - 170 - 026 - 00	PIN,SNAP /8	2	81-					
6	1444 - 601 - 005 - 00	GROMMET 7X14X1	1	1- -80					
6A	1427 - 621 - 012 - 00	GROMMET	1	81-					
7	V363 - 260 - 008 - 00	NUT,LOCK /M8	2	*					
8	1518 - 621 - 560 - 00	REFLECTOR ASSY	2	1- -2130					
8A	1416 - 600 - 057 - 00	REFLECTOR ASSY	2	2131-					
9	V300 - 250 - 005 - 00	NUT /M5	2	2131-					
10	V401 - 250 - 000 - 00	S.W	2	2131-					
11	V360 - 260 - 006 - 00	NUT /M6	2	1- -2130					
12	V211 - 360 - 801 - 60	BOLT,SEMS (SP)	1	*					

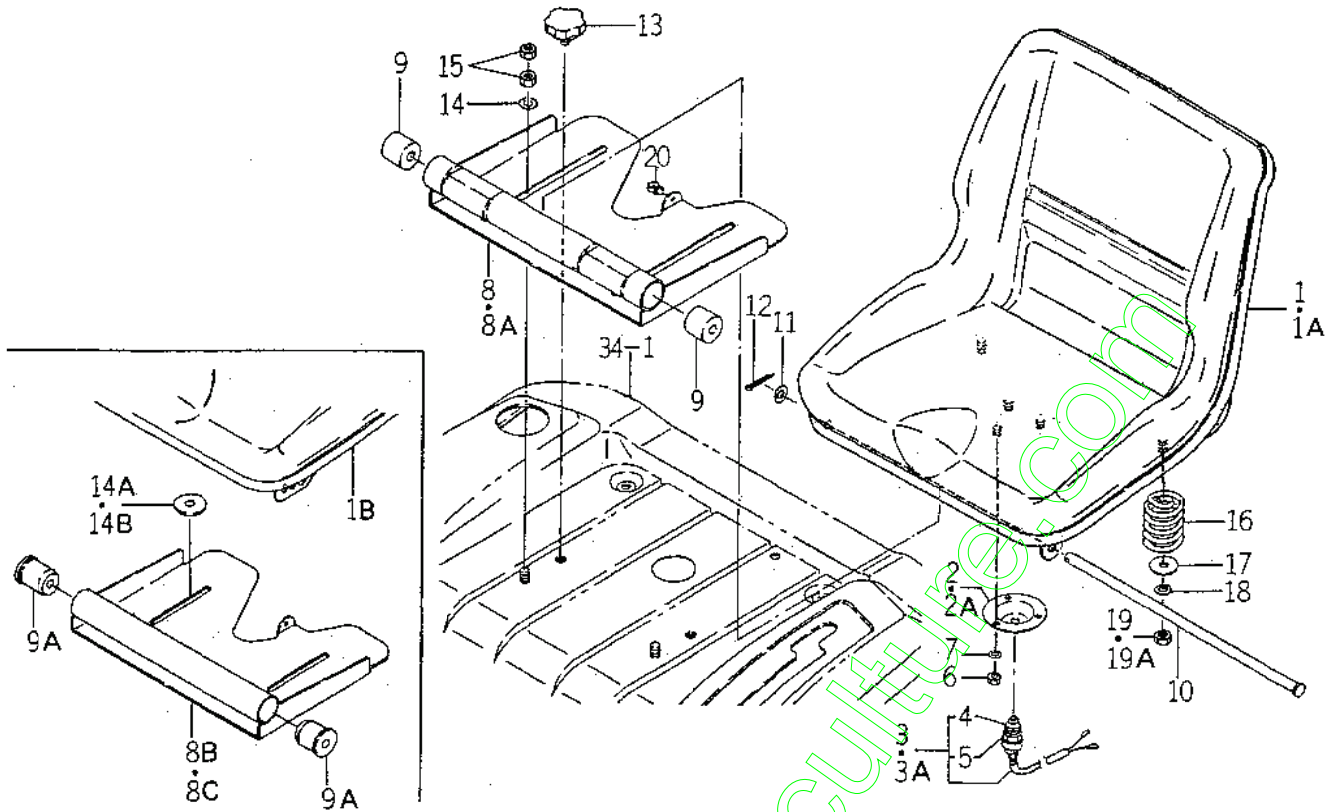
FIG. 35 SEAT SYSTEM (EXCEPT E TYPE)



1593-611

KEY	PART CODE	DESCRIPTION	QTY	TYPE OF MODEL		I T C	C O L	G R P	REMARKS
				SG13					
1	1593-611-210-20	SEAT	1	1-					
1A	1593-611-210-30	SEAT	1	-80					
1B	1593-611-210-40	SEAT	1	81-					
2	1593-611-011-10	HOLDER/SWITCH	1	-2130					
2A	1593-611-011-20	HOLDER/SWITCH	1	2131-					
3	1593-623-270-00	SWITCH,SEAT ASSY	1	1-					
3A	1593-623-270-10	SWITCH,SEAT ASSY	1	-2130					
4	1593-623-272-00	BOOT	1	*					
5	1593-623-273-00	NUT	1	*					
6	V301-260-006-00	NUT/M 6	3	*					
7	V401-160-006-00	WASHER,SP/M 6	3	*					
8	1593-611-200-10	STAY,SEAT	1	1-					
8A	1593-611-200-20	STAY,SEAT	1	-80					
8B	1593-611-200-30	STAY,SEAT	1	81-					
8C	1593-611-200-40	STAY,SEAT	1	-2130					
8D	1593-611-200-50	STAY,SEAT	1	2131-					
9	1593-611-012-00	BUSH,SEAT	2	-2217					
9A	1488-611-001-00	RUBBER,CUSHION/A	2	2218-					
10	1593-611-013-00	PIN/10X382	1	*					
11	V411-260-010-00	WASHER/M10	1	*					
12	V500-163-002-00	PIN,SPLIT/3 X20	1	*					
13	1593-611-058-00	BOLT,KMOB	2	*					
14	3756-315-001-00	WASHER,TENSION	2	1-					
14A	3640-711-001-00	WASHER,TENSION	2	-2170					
14B	1593-611-001-00	WASHER/11X35X02	2	2171-					
				-100000					
				100001-					

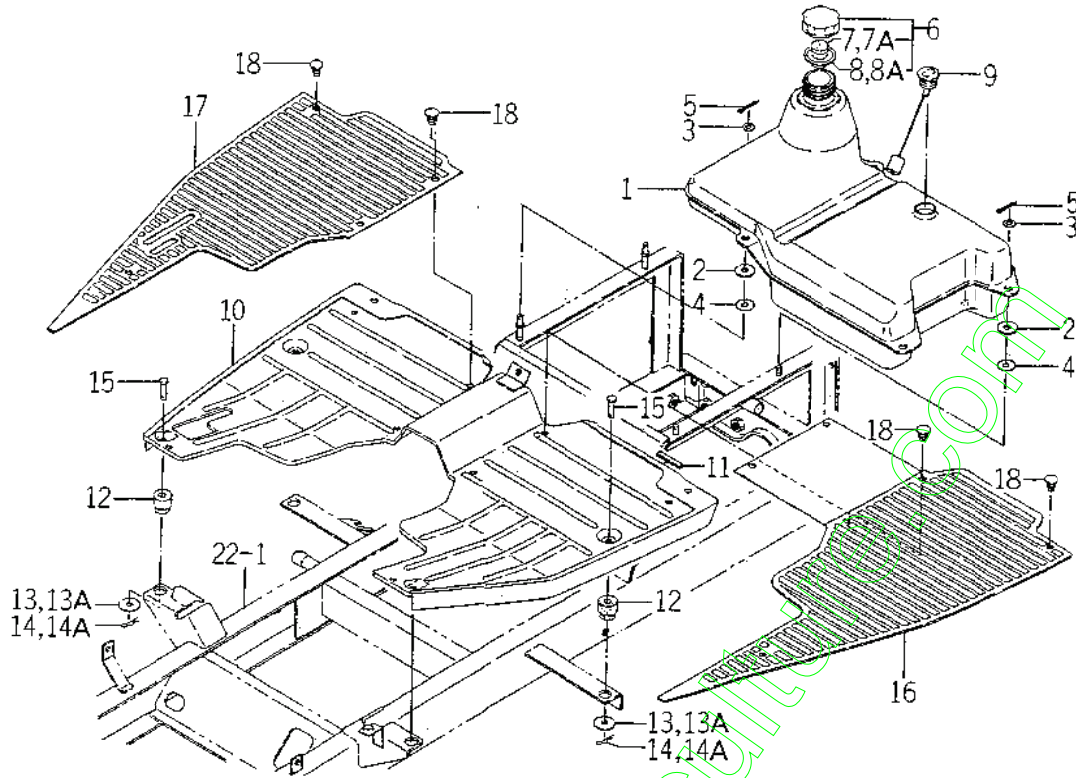
FIG. 36 SEAT SYSTEM (E TYPE)



1631-B11

KEY	PART CODE	DESCRIPTION	QTY	TYPE OF MODEL		I T C	C O L	G R P	REMARKS
				SG13					
1	1631-611-210-00	SEAT	1	1-					
1A	1631-611-210-10	SEAT	1	-2217 2218- -2130 2131-					
1B	1631-611-210-20	SEAT	1	2131-					
2	1593-611-011-10	HOLDER/SWITCH	1	1-					
2A	1593-611-011-20	HOLDER/SWITCH	1	-2217 2218-					
3	1593-623-270-00	SWITCH,SEAT ASSY	1	1-					
3A	1593-623-270-10	SWITCH,SEAT ASSY	1	-2130 2131-					
4	1593-623-272-00	BOOT	1	*					
5	1593-623-273-00	NUT	1	*					
6	V301-260-006-00	NUT/M 6	3	*					
7	V401-160-006-00	WASHER,SP/M 6	3	*					
8	1593-611-200-20	STAY,SEAT COMP	1	1-					
8A	1593-611-200-30	STAY,SEAT COMP	1	-2130 2131-					
8B	1593-611-200-40	STAY,SEAT COMP	1	-2217 2218-					
8C	1593-611-200-50	STAY,SEAT COMP	1	-100176 100177-					
9	1593-611-012-00	BUSH,SEAT	2	1-					
9A	1488-611-001-00	RUBBER,CUSHION/A	2	-2217 2218-					
10	1593-611-013-00	PIN/10X382	1	*					
11	V411-260-010-00	WASHER/M10	1	*					
12	V500-163-002-00	PIN,SPLIT/3 X20	1	*					
13	1593-611-058-00	BOLT,KMOB	2	*					
14	3756-315-001-00	WASHER,TENSION	2	1-					
14A	3640-711-001-00	WASHER,TENSION	2	-2170 2171-					
14B	1593-611-001-00	WASHER1X35X02	2	-100000 100001-					
15	V305-260-010-00	NUT/M10	4	*					

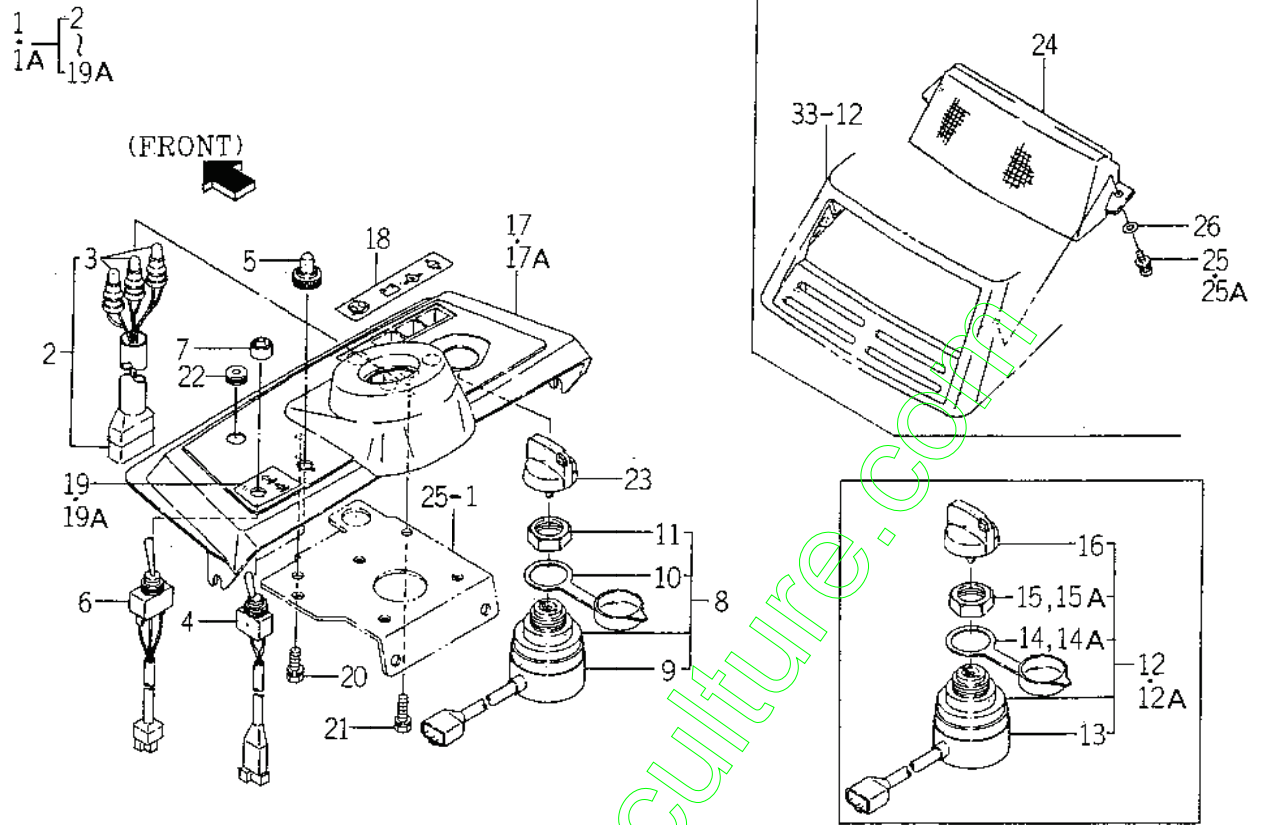
FIG. 37 TANK (FUEL) and STEP SYSTEM



1593-612

KEY	PART CODE	DESCRIPTION	QTY	TYPE OF MODEL		I T C	C O L	G R P	REMARKS
				SG13					
1	1593 - 612 - 004 - 00	TANK,FUEL	1	*					
2	1593 - 612 - 005 - 00	INSULATOR/10X30X03	4	*					
3	V411 - 260 - 008 - 00	WASHER,PL/M 8	6	*					
4	3560 - 201 - 015 - 00	WASHER	2	*					
5	V500 - 162 - 501 - 50	PIN,SPLIT/2.5X15	4	*					
6	1593 - 612 - 220 - 10	CAP,TANK	1	*					
7	3555 - 601 - 006 - 00	BREATHER,TANK CAP	1	1- -295					
7A	2706 - 501 - 003 - 00	BREATHER,TANK CAP	1	296-					
8	3555 - 601 - 007 - 00	GASKET,TANK CAP	1	1- -295					
8A	2706 - 501 - 004 - 00	GASKET,TANK CAP	1	296-					
9	1593 - 612 - 230 - 00	GUAGE,FUEL	1	*					
10	1593 - 616 - 500 - 20	STEP	1	*					
11	3661 - 212 - 001 - 00	LINING/50	1	*					
12	1593 - 616 - 004 - 20	GROMMET/10X30X5	4	*					
13	1376 - 606 - 005 - 00	WASHER/9X32X2	4	1- -80					
13A	V411 - 260 - 008 - 00	WASHER,PL/M 8	4	81-					
14	1301 - 411 - 005 - 00	PIN,HAIR	4	1- -80					
14A	3908 - 170 - 020 - 00	PIN,SNAP/8	4	81-					
15	1593 - 606 - 006 - 10	PIN/8X36	4	*					
16	1593 - 616 - 001 - 50	MAT/LH	1	*					
17	1593 - 616 - 002 - 40	MAT/RH	1	*					
18	1527 - 604 - 002 - 00	CLIP (B)	8	*					

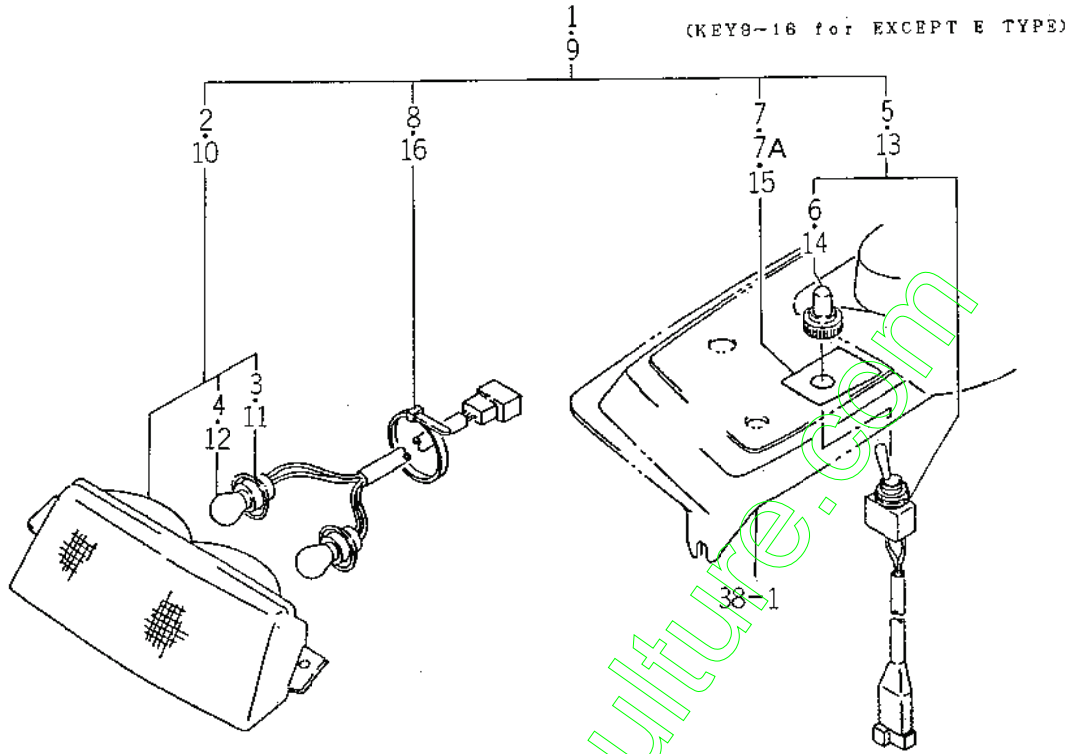
FIG. 38 METER PANEL SYSTEM



1593-621A

KEY	PART CODE	DESCRIPTION	QTY	TYPE OF MODEL		I T C	C O L	G R P	REMARKS
				SG13					
1	1593 - 621 - 500 - 10	PANEL,METER	1	1-					
1A	1593 - 621 - 500 - 30	PANEL,INSTRUMENT SET	1	-366					
2	1593 - 621 - 510 - 30	LAMP,MONITOR	1	*					
3	3650 - 270 - 214 - 00	BULB	3	*					
4	1593 - 621 - 520 - 20	SWITCH,HEAD LAMP	1	1-					
5	3631 - 270 - 003 - 00	COVER,SWITCH	1	-366					
6	1593 - 621 - 230 - 30	SWITCH,MOTOR RELAY	1	1-					
7	3645 - 383 - 001 - 00	CAP	1	*					
8	1593 - 621 - 100 - 00	SWITCH,STARTER ASSY	1	1-					
9	1593 - 621 - 102 - 00	COVER	1	-17					
10	1593 - 621 - 103 - 00	CAP	1	1-					
11	1593 - 621 - 104 - 00	NUT,RING	1	-17					
12	1593 - 621 - 250 - 00	SWITCH,STARTER ASSY	1	1-					
12A	1593 - 621 - 250 - 10	SWITCH,STARTER ASSY	1	-366					
13	1593 - 621 - 252 - 00	COVER	1	18-					
14	1593 - 621 - 253 - 00	CAP	1	18-					
14A	1444 - 621 - 311 - 00	CAP	1	-366					
15	1593 - 621 - 254 - 00	RING,NUT	1	18-					
15A	1444 - 621 - 312 - 00	RING,NUT/M2BX1.0	1	-366					
16	3614 - 261 - 002 - 00	KEY ASSY	1	18-					
17	1593 - 621 - 001 - 30	PANEL,INSTRUMENT	1	1-					
17A	1593 - 621 - 001 - 40	PANEL,INSTRUMENT	1	-366					
18	1593 - 621 - 002 - 10	FILTER,MONITOR	1	1-					
19	1593 - 621 - 004 - 00	LABEL	1	-295					
19A	1593 - 621 - 004 - 10	LABEL	1	1-					
				-366					
				367-					

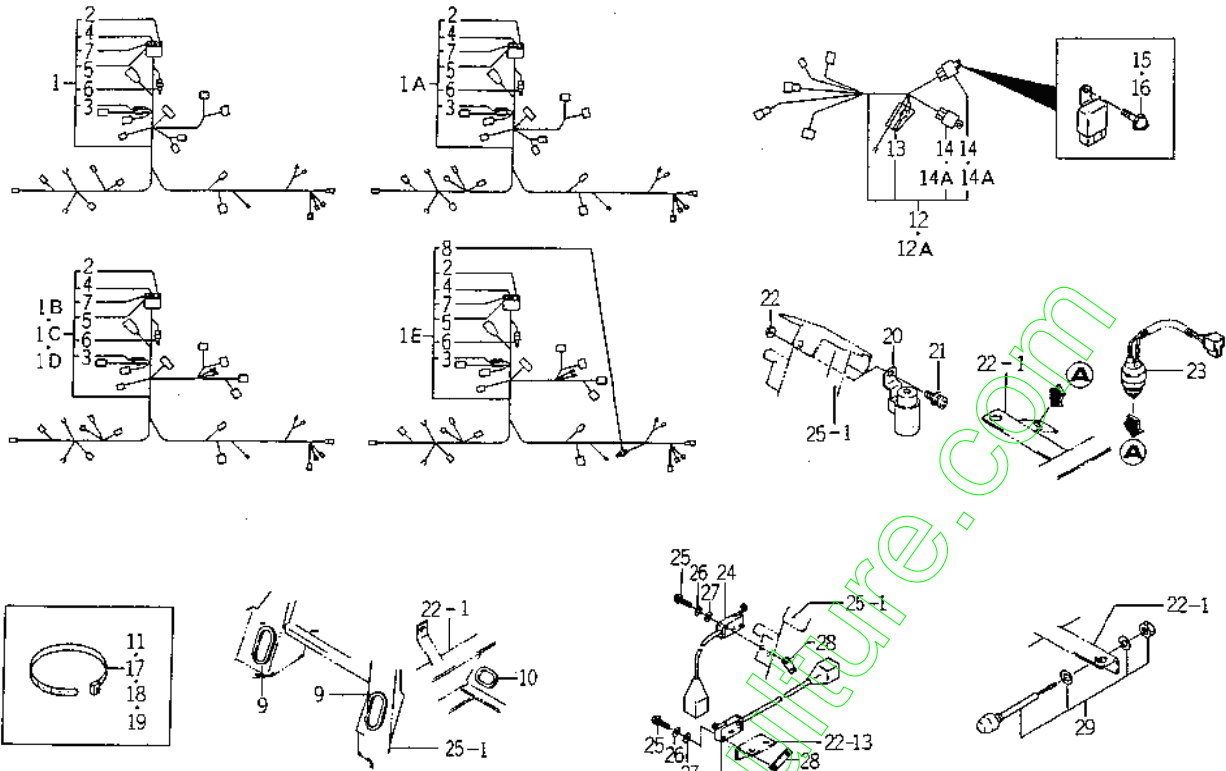
FIG. 39 HEAD LAMP SET (OPTION)



1593-922B

KEY	PART CODE	DESCRIPTION	QTY	TYPE OF MODEL		I T C	C O L	G R P	REMARKS
				SG13					
1	1593 - 622 - 260 - 10	LAMP,HEAD	1	T					
2	1593 - 622 - 250 - 00	LAMP,HEAD ASSY	1	T					
3	1593 - 622 - 240 - 00	LEAD	1	T					
4	1564 - 654 - 213 - 00	BULB,LAMP/12V21W	2	T					
5	1593 - 622 - 270 - 00	SWITCH,HEAD LAMP	1	T					
6	3631 - 270 - 003 - 00	COVER,SWITCH	1	T					
7	1593 - 622 - 001 - 00	LABEL,SWITCH HEAD LA	1	T	1- -366				
7A	1593 - 622 - 001 - 10	LABEL,SWITCH HEAD LA	1	T	367-				
8	3737 - 172 - 010 - 00	BAND,HARNES	3	T					
9	1593 - 622 - 330 - 00	LAMP,HEAD SET	1	T					
10	1593 - 622 - 250 - 00	LAMP,HEAD ASSY	1	T					
11	1593 - 622 - 240 - 00	LEAD	1	T					
12	1564 - 654 - 213 - 00	BULB,LAMP/12V21W	2	T					
13	1593 - 622 - 270 - 00	SWITCH,HEAD LAMP	1	T					
14	3631 - 270 - 003 - 00	COVER,SWITCH	1	T					
15	1593 - 622 - 001 - 10	LABEL,SWITCH HEAD LA	1	T					
16	3737 - 172 - 010 - 00	BAND,HARNES	3	T					

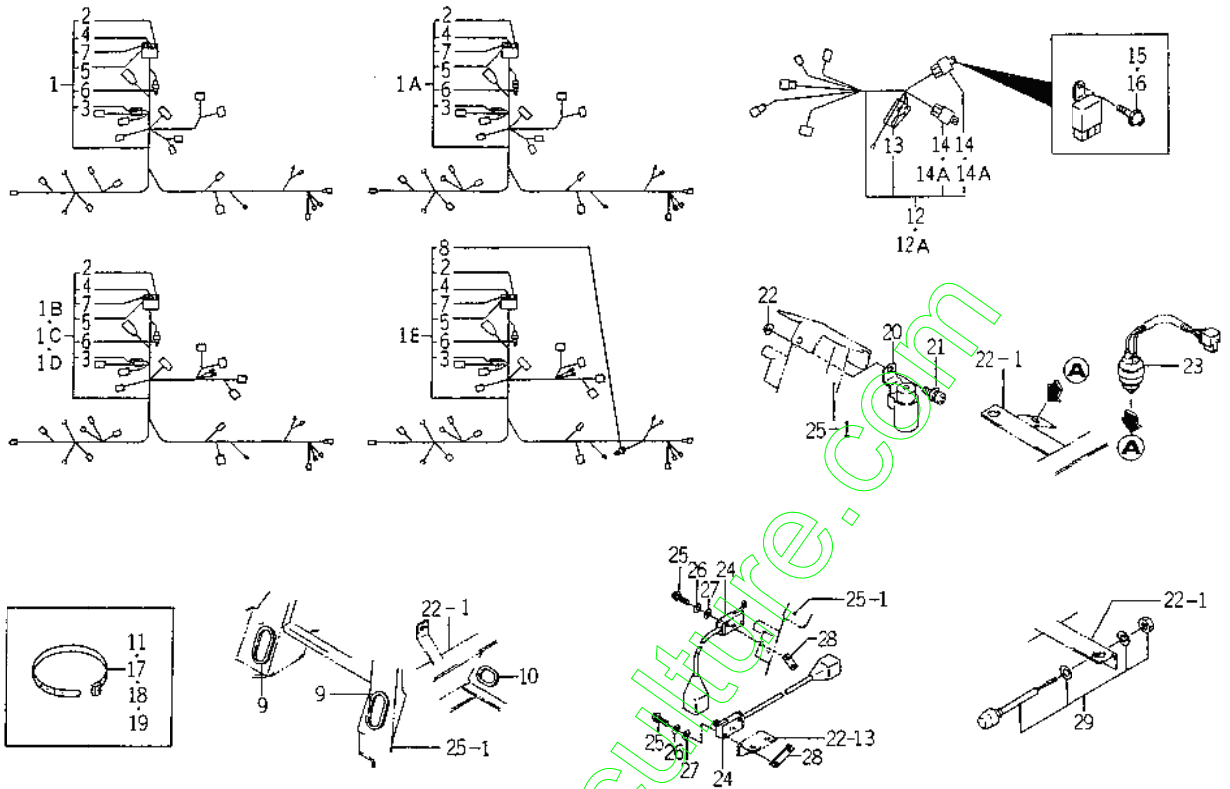
FIG. 40 ELECTRICAL SYSTEM (EXCEPT S TYPE)



1593-623A

KEY	PART CODE	DESCRIPTION	QTY	TYPE OF MODEL		I T C	C O L	G R P	REMARKS
				SG13					
1	1593 - 623 - 500 - 30	HARNESS,MAIN/	1	1-					
1A	1593 - 623 - 500 - 40	HARNESS (MAIN) ASSY	1	-80 81- -163					
1B	1593 - 623 - 500 - 50	HARNESS,MAIN ASSY	1	167- -366 367-					
1C	1593 - 623 - 500 - 60	HARNESS,MAIN ASSY	1	-2130 2131-					
1D	1593 - 623 - 500 - 70	HARNESS,MAIN ASSY	1	-100000					
1E	1593 - 623 - 500 - 80	HARNESS,MAIN ASSY	1	100001-					
2	1593 - 623 - 203 - 00	FUSE/32V20A	1	*					
3	3650 - 262 - 202 - 00	DIODE/3.0A	1	*					
4	1575 - 623 - 010 - 00	FUSE/32V10A	2	*					
5	1575 - 623 - 009 - 00	FUSE/32V03A	1	*					
6	1593 - 623 - 502 - 00	COUPLER,SHORT	1	*					
7	1593 - 623 - 503 - 00	CAP,FUSE BOX	1	*					
8	1593 - 623 - 504 - 00	COUPLER,SHORT/P/PTO	1	1000001-					
9	1593 - 623 - 002 - 00	GROMMET/150	2	*					
10	1593 - 623 - 001 - 00	GROMMET	1	*					
11	1593 - 623 - 003 - 00	BAND	2	*					
12	1593 - 623 - 510 - 30	HARNESS,LIFT MOTOR	1	1- -80					
12A	1593 - 623 - 510 - 40	HARNESS,LIFT MOTOR	1	81-					
13	3650 - 281 - 250 - 00	PROTECTOR,TERMAL	1	*					
14	1560 - 664 - 210 - 30	RELAY	2	1- -80					
14A	1593 - 623 - 530 - 00	RELAY (SP) ASSY	2	81-					
15	V120 - 366 - 001 - 60	SCREW,SP/M6X16	2	*					
16	V120 - 366 - 001 - 60	SCREW,SP/M6X16	2	*					
17	3737 - 172 - 010 - 00	BAND,HARNESS	18	*					
18	3746 - 172 - 013 - 00	BAND,HARNESS	17	*					

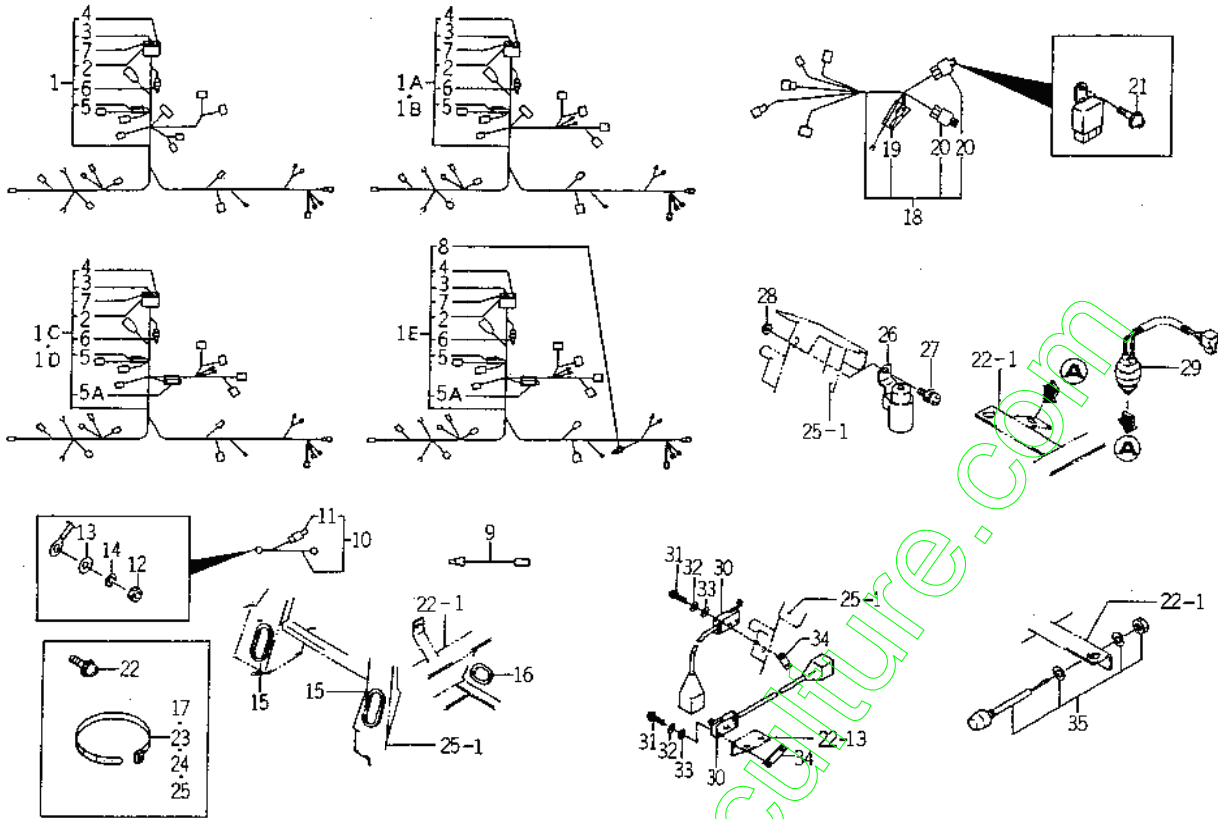
FIG. 40 ELECTRICAL SYSTEM (EXCEPT S TYPE)



1653-623A

KEY	PART CODE	DESCRIPTION	QTY	TYPE OF MODEL		I T C	C O L	G R P	REMARKS
				SG13					
19	3746 - 185 - 014 - 00	HOSE,BAND	2	*					
20	1581 - 621 - 290 - 00	RELAY/4P	1	*					
21	V211 - 360 - 801 - 60	BOLT,SEMS (SP)	1	*					
22	V363 - 260 - 008 - 00	NUT,LOCK/M8	1	*					
23	1560 - 664 - 250 - 00	SWITCH,PUSH	2	*					
24	1593 - 623 - 520 - 00	SWITCH,MERIT	2	*					
25	V111 - 163 - 002 - 00	SCREW M3X20	4	*					
26	V401 - 160 - 003 - 00	WASHER,SP/M 3	4	*					
27	V411 - 260 - 003 - 00	WASHER/M3	4	*					
28	3664 - 276 - 001 - 00	PLATE/IRX13X35	2	*					
29	2145 - 542 - 236 - 00	SWITCH,PUSH	1	*					

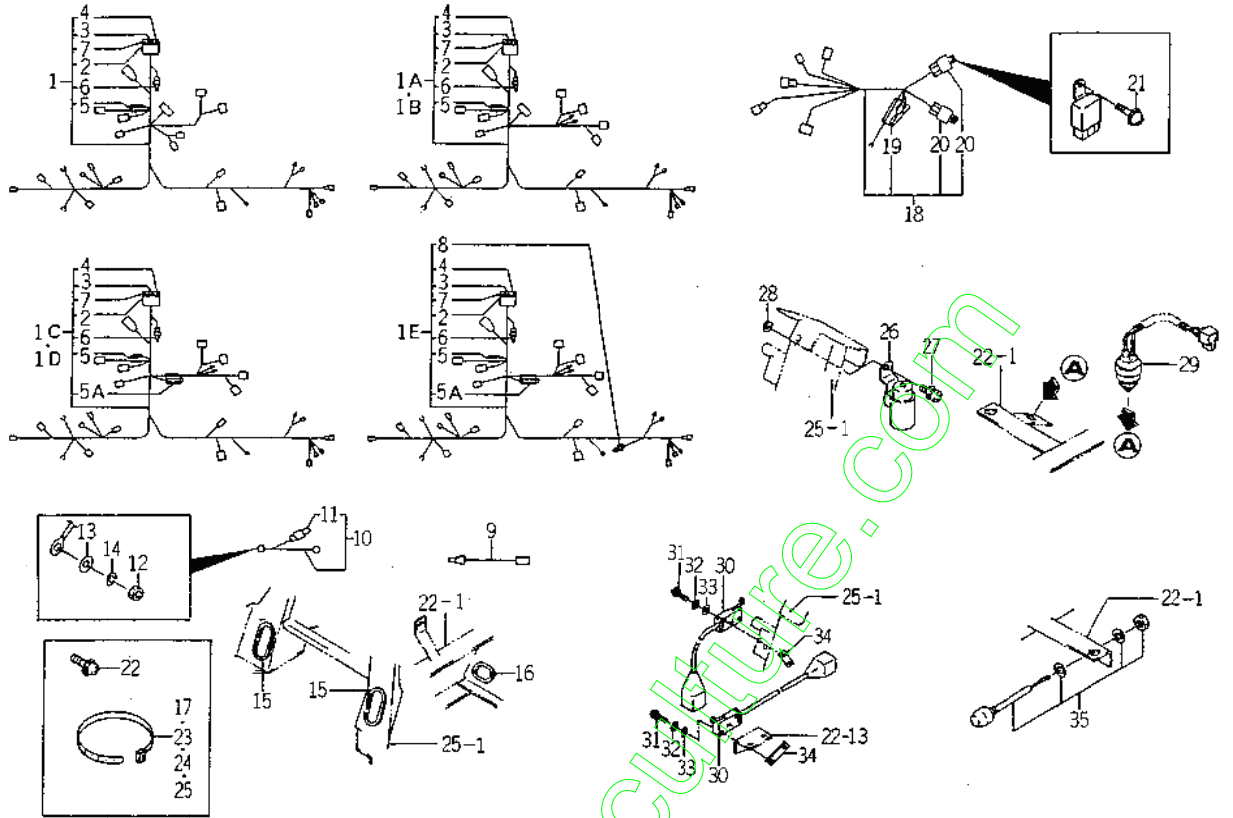
FIG. 41 ELECTRICAL SYSTEM (S TYPE)



1553-6258

KEY	PART CODE	DESCRIPTION	QTY	TYPE OF MODEL		I T C	C O L	G R P	REMARKS
				SG13					
1	1593 - 623 - 500 - 40	HARNES (MAIN) ASSY	1	1- -166					
1A	1593 - 623 - 500 - 50	HARNES,MAIN ASSY	1	167- -366					
1B	1593 - 623 - 500 - 60	HARNES,MAIN ASSY	1	367- -2130					
1C	1593 - 623 - 620 - 00	HARNES,MAIN/S ASSY	1	2131- -6788					
1D	1593 - 623 - 620 - 10	HARNES,MAIN/S ASSY	1	6789- -100000					
1E	1593 - 623 - 620 - 20	HARNES,MAIN/S ASSY	1	100001-					
2	1575 - 623 - 009 - 00	FUSE /32V03A	1	*					
3	1575 - 623 - 010 - 00	FUSE /32V10A	2	*					
4	1593 - 623 - 203 - 00	FUSE /32V20A	1	*					
5	3650 - 262 - 202 - 00	DIODE /3.0A	1	1- -2130					
5A	3650 - 262 - 202 - 00	DIODE /3.0A	2	2131-					
6	1593 - 623 - 502 - 00	COUPLER,SHORT	1	*					
7	1593 - 623 - 503 - 00	CAP,FUSE BOX	1	*					
8	1593 - 623 - 504 - 00	COUPLER,SHORT/P/PTO	1	100001-					
9	1593 - 623 - 004 - 00	HARNES,STARTER	1	*					
10	1593 - 623 - 610 - 00	HARNES,GENERATOR	1	*					
11	3650 - 261 - 261 - 00	LINK,FUSIBLE	1	*					
12	V301 - 260 - 006 - 00	NUT/M 6	1	*					
13	V411 - 260 - 006 - 00	WASHER / M6	1	*					
14	V401 - 160 - 006 - 00	WASHER,SP/M 6	1	*					
15	1593 - 623 - 002 - 00	GROMMET /150	2	*					
16	1593 - 623 - 001 - 00	GROMMET	1	*					
17	1593 - 623 - 003 - 00	BAND	2	*					
18	1593 - 623 - 510 - 40	HARNES,LIFT MOTOR	1	*					
19	3650 - 281 - 250 - 00	PROTECTOR,TERMAL	1	*					

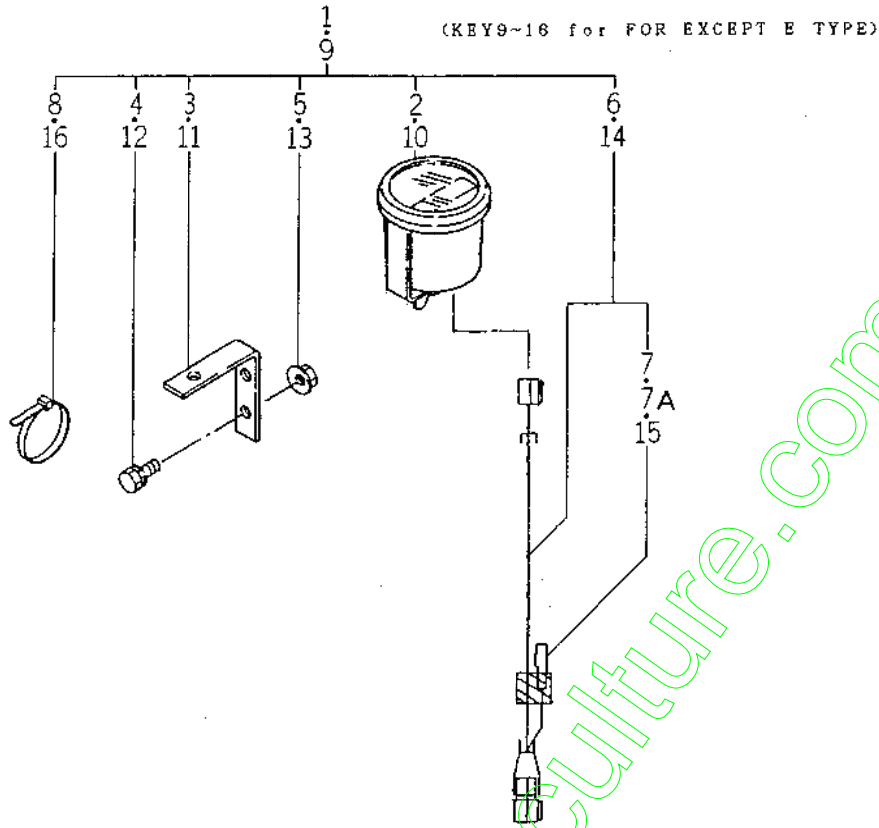
FIG. 41 ELECTRICAL SYSTEM (S TYPE)



1593-623B

KEY	PART CODE	DESCRIPTION	QTY	TYPE OF MODEL		I T C	C O L	G R P	REMARKS
				SG13					
20	1593 - 623 - 530 - 00	RELAY (SP) ASSY	2	*					
21	V120 - 366 - 001 - 60	SCREW,SP/M6X16	2	*					
22	V120 - 366 - 001 - 60	SCREW,SP/M6X16	2	*					
23	3737 - 172 - 010 - 00	BAND,HARNESS	18	*					
24	3746 - 172 - 013 - 00	BAND,HARNESS	17	*					
25	3746 - 185 - 014 - 00	HOSE,BAND	3	*					
26	1581 - 621 - 290 - 00	RELAY/4P	1	*					
27	V211 - 360 - 801 - 60	BOLT,SEMS (SP)	1	*					
28	V363 - 260 - 008 - 00	NUT,LOCK/M8	1	*					
29	1560 - 664 - 250 - 00	SWITCH,PUSH	2	*					
30	1593 - 623 - 520 - 00	SWITCH,MERIT	2	*					
31	V111 - 163 - 002 - 00	SCREW M3X20	4	*					
32	V401 - 160 - 003 - 00	WASHER,SP/M 3	4	*					
33	V411 - 260 - 003 - 00	WASHER/M3	4	*					
34	3664 - 276 - 001 - 00	PLATE/IRX13X35	2	*					
35	2145 - 542 - 230 - 00	SWITCH,PUSH	1	*					

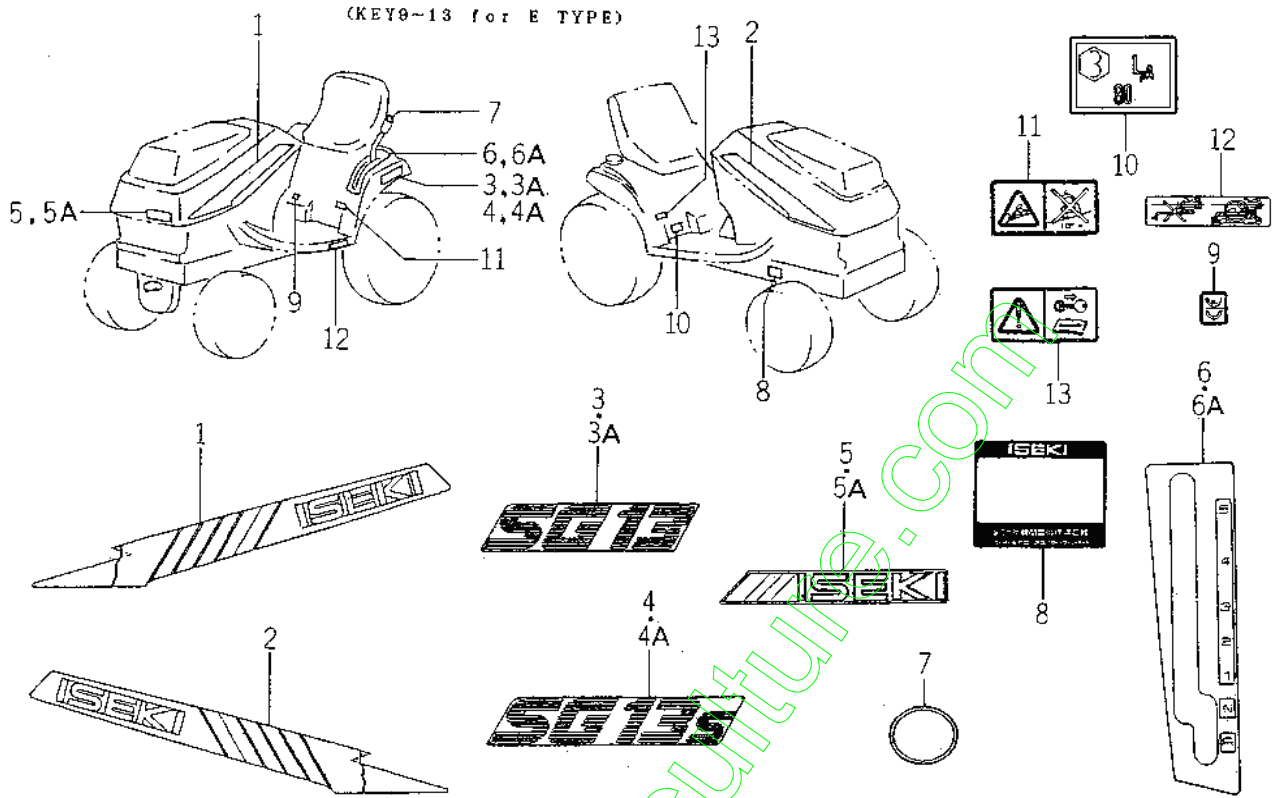
FIG. 42 HOUR METER SET (OPTION)



1593-E30B

KEY	PART CODE	DESCRIPTION	QTY	TYPE OF MODEL		I T C	C O L	G R P	REMARKS
				SG13					
1	1593 - 630 - 200 - 10	METER,HOUR	1	T					
2	1593 - 630 - 210 - 00	METER,HOUR ASSY	1	T					
3	1593 - 630 - 211 - 00	PLATE/L - 15X55	1	T					
4	V210 - 260 - 601 - 60	BOLT,SEMS (S)	2	T					
5	V360 - 260 - 006 - 00	NUT/M6	2	T					
6	1593 - 630 - 220 - 10	HARNESS,HOURMETER	1	T					
7	1593 - 630 - 222 - 00	DIODE/1.5A	1	I- -366					
7A	3650 - 262 - 202 - 00	DIODE/3.0A	1	367-					
8	3746 - 172 - 013 - 00	BAND,HARNESS	1	T					
9	1593 - 630 - 300 - 00	METER,HOUR SET	1	F					
10	1593 - 630 - 210 - 00	METER,HOUR ASSY	1	T					
11	1593 - 630 - 211 - 00	PLATE/L - 15X55	1	T					
12	V210 - 260 - 601 - 60	BOLT,SEMS (S)	2	T					
13	V360 - 260 - 006 - 00	NUT/M6	2	T					
14	1593 - 630 - 220 - 10	HARNESS,HOURMETER	1	T					
15	3650 - 262 - 202 - 00	DIODE/3.0A	1	T					
16	3746 - 172 - 013 - 00	BAND,HARNESS	1	T					

FIG. 43 MARKS (1)

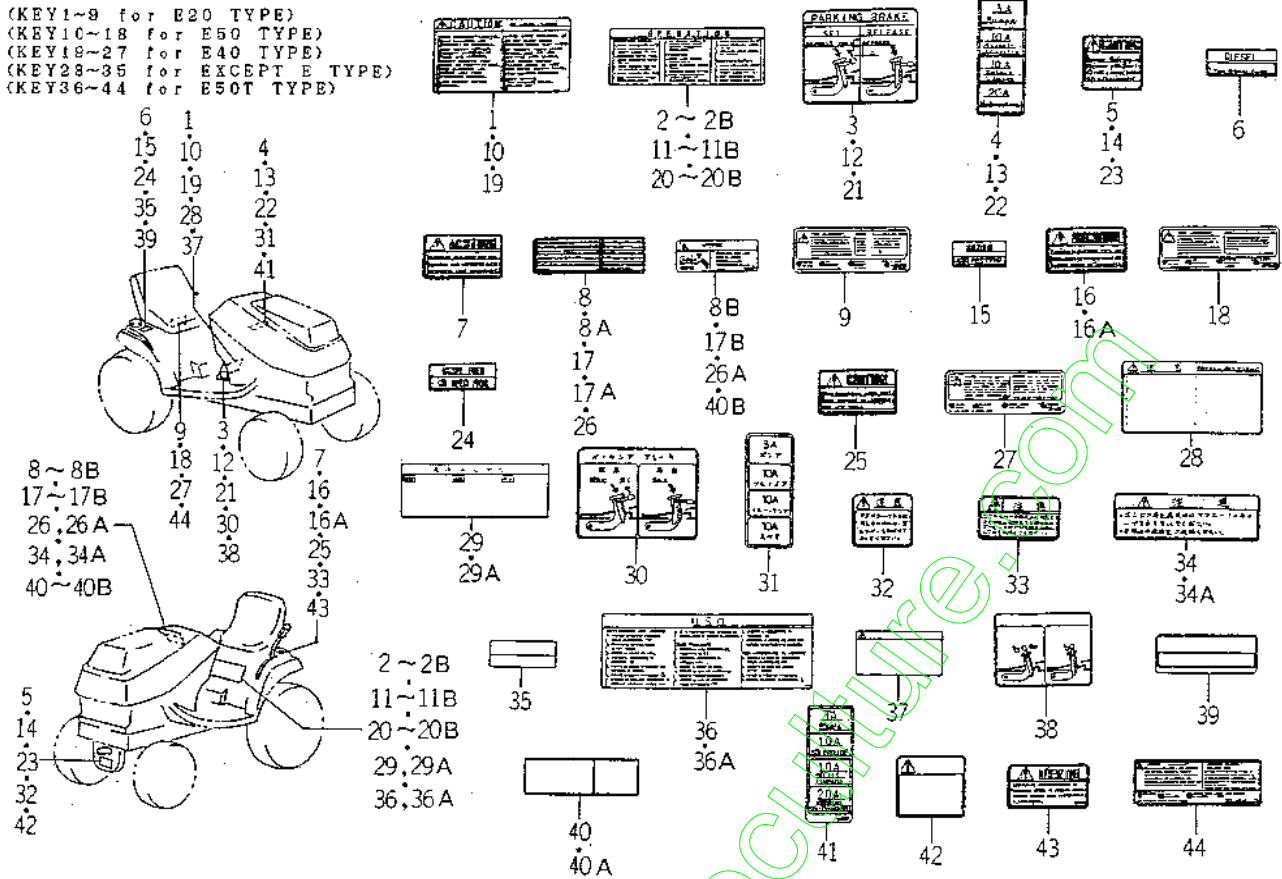


1593-901

KEY	PART CODE	DESCRIPTION	QTY	TYPE OF MODEL		I T C	C O L	G R P	REMARKS
				SG13					
1	1593-901-001-00	ORNAMENT/LH	1	*					
2	1593-901-002-00	ORNAMENT/RH	1	*					
3	1593-901-003-00	ORNAMENT/13	2	1- -2130					
3A	1593-901-003-10	ORNAMENT/13	2	2131-					
4	1593-901-013-00	ORNAMENT/13S	2	1- -2130					
4A	1593-901-013-10	ORNAMENT/13S	2	2131-					
5	1593-901-005-00	ORNAMENT/F	1	1- -2130					
5A	1593-901-005-10	ORNAMENT/F	1	2131-					
6	1593-901-006-10	LABEL,CHANGE	1	1- -17					
6A	1593-901-006-20	LABEL,CHANGE	1	18-					
7	1593-901-008-00	LABEL,CHANGE KNOB	1	*					
8		LABEL,MODEL ASSY	1	*					
9	2500-901-027-00	LABEL,CE	1	*					
10	1636-901-009-00	LABEL,NOISE/LAP/90	1	*					
11	1636-901-015-00	LABEL,CAUTION/SLOPE	1	*					
12	1593-901-014-10	LABEL,CAUTION/MOTER	1	*					
13	1593-901-015-00	LABEL,MENTE	1	*					

FIG. 44 MARKS (2)

(KEY1~9 for E20 TYPE)
 (KEY10~18 for E50 TYPE)
 (KEY19~27 for E40 TYPE)
 (KEY28~35 for EXCEPT E TYPE)
 (KEY36~44 for E50T TYPE)

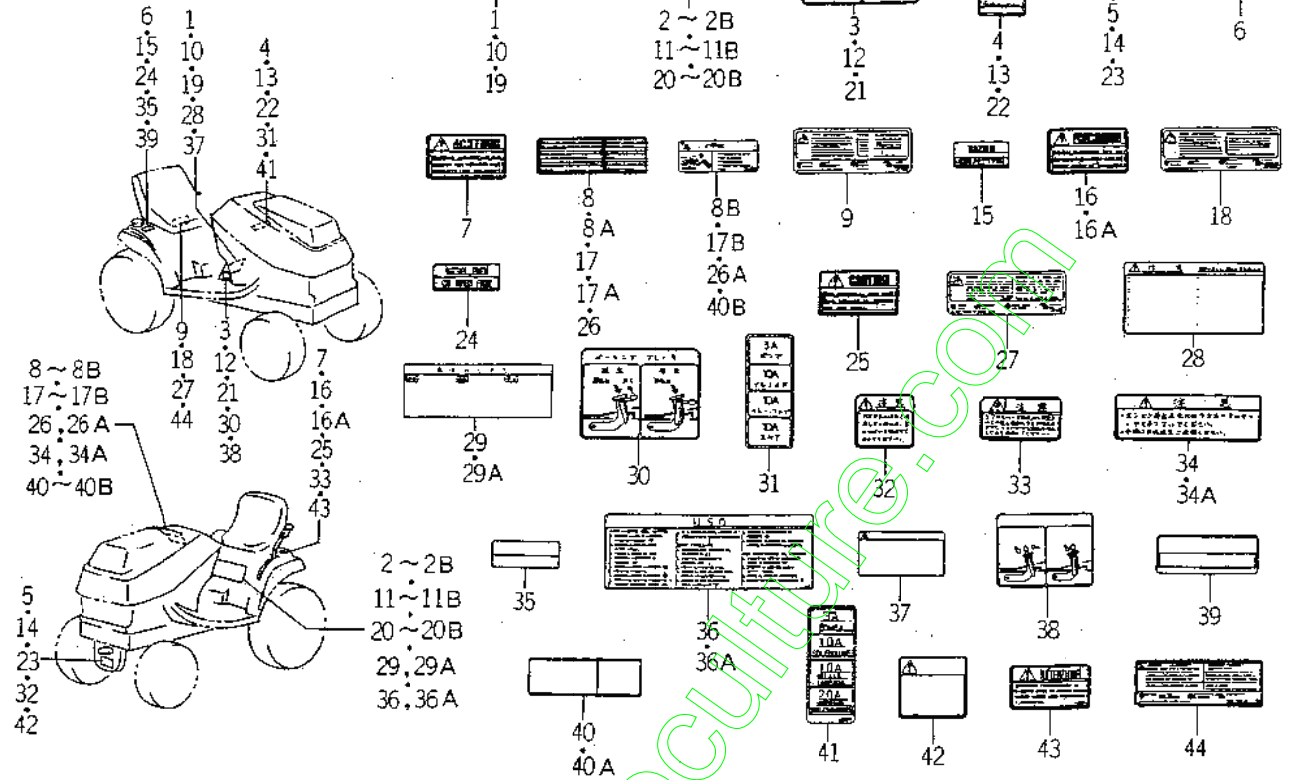


1353-901

KEY	PART CODE	DESCRIPTION	QTY	TYPE OF MODEL			REMARKS
				I	C	G R P	
1	1593 - 904 - 001 - 00	LABEL,CAUTION/D	1	*			
2	1593 - 904 - 002 - 10	LABEL,OPERATION/D	1	1-			
2A	1593 - 904 - 002 - 20	LABEL,OPERATION/D	1	80			
2B	1593 - 904 - 002 - 30	LABEL,OPERATION/D	1	81-			
3	1593 - 904 - 003 - 00	LABEL,PARKING/D	1	-2130			
4	1593 - 904 - 006 - 00	LABEL,CAUTION/D	1	2131-			
5	1593 - 904 - 007 - 00	LABEL,RADIATOR/D	1	*			
6	1600 - 902 - 023 - 00	LABEL,FUEL/D	1	*			
7	1593 - 904 - 008 - 00	LABEL,SHIFT - CAUTION/D	1	*			
8	1593 - 901 - 009 - 00	LABEL	1	1-			
8A	1593 - 901 - 009 - 10	LABEL,W/RADIATOR	1	-2217			
8B	1640 - 903 - 033 - 00	LABEL,W/RADIATOR	1	2218-			
9	1640 - 903 - 036 - 00	LABEL,D/BATTERY	1	-100000			
10	1593 - 905 - 001 - 00	LABEL,CAUTION/F	1	100001-			
11	1593 - 905 - 002 - 10	LABEL,OPERATION/F	1	*			
11A	1593 - 905 - 002 - 20	LABEL,OPERATION/F	1	1-			
11B	1593 - 905 - 002 - 30	LABEL,OPERATION/F	1	80			
12	1593 - 905 - 003 - 00	LABEL,PARKING/F	1	81-			
13	1593 - 905 - 006 - 00	LABEL	1	-2130			
14	1593 - 905 - 007 - 00	LABEL,PTO CAUTION/F	1	2131-			
15	1427 - 934 - 013 - 00	MARK,FUEL/FR	1	*			
16	1593 - 905 - 008 - 00	LABEL,SHIFT - CAUTION/F	1	1-			
16A	1593 - 905 - 008 - 10	LABEL,SHIFT - CAUTION/F	1	-527			
17	1593 - 901 - 009 - 00	LABEL	1	528-			
17A	1593 - 901 - 009 - 10	LABEL,W/RADIATOR	1	1-			
				-2217			
				2218-			
				-100000			

FIG. 44 MARKS (2)

(KEY1~9 for E20 TYPE)
 (KEY10~18 for E50 TYPE)
 (KEY19~27 for E40 TYPE)
 (KEY28~35 for EXCEPT E TYPE)
 (KEY36~44 for E50T TYPE)

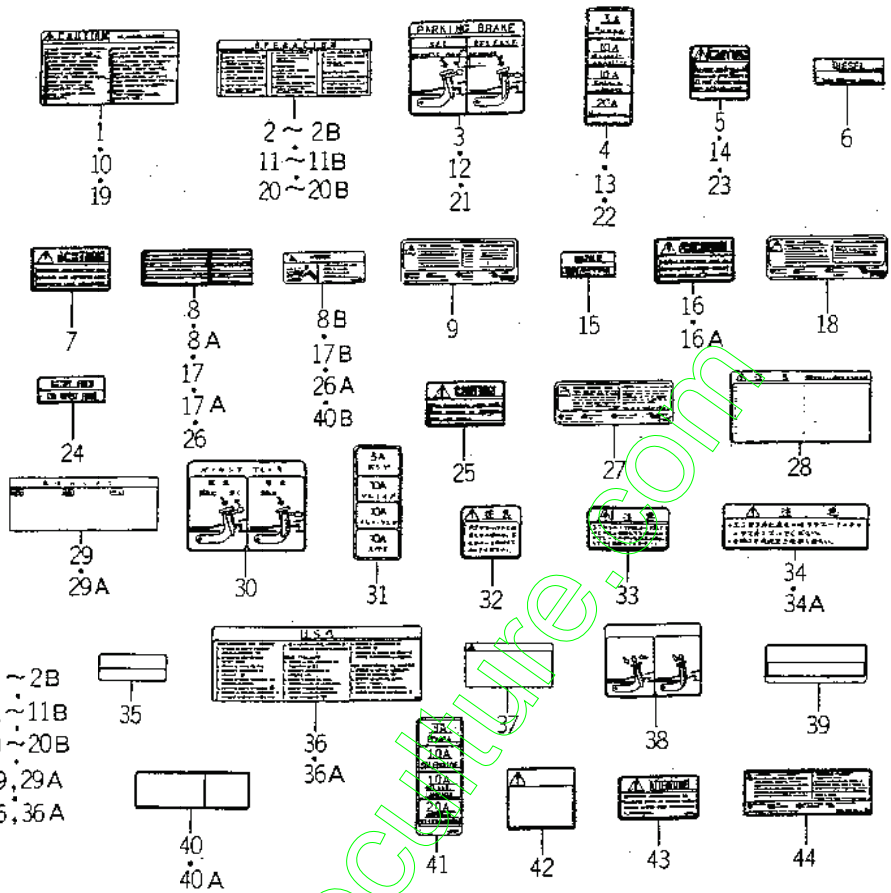
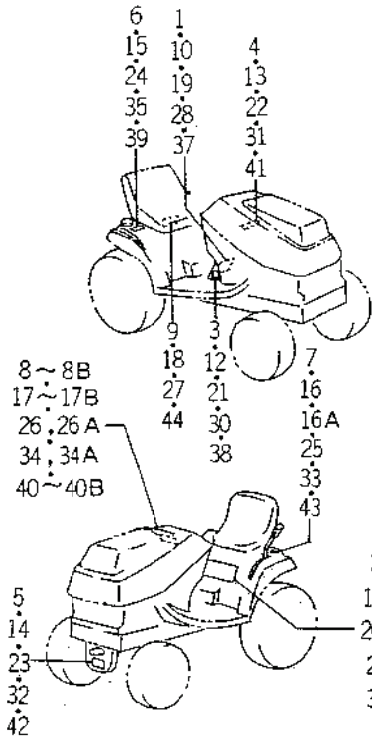


1598-905

KEY	PART CODE	DESCRIPTION	QTY	TYPE OF MODEL		I T C	C O L	G R P	REMARKS
				SG13					
17B	1640 - 903 - 013 - 00	LABEL,W/RADIATOR	1	100001-					
18	1640 - 903 - 016 - 00	LABEL,D/BATTERY	1	*					
19	1593 - 906 - 001 - 00	LABEL,CAUTION/E	1	*					
20	1593 - 906 - 002 - 10	ABEL,OPERATION/E	1	1- -80					
20A	1593 - 906 - 002 - 20	LABEL,OPERATION/E	1	81- -2130					
20B	1593 - 906 - 002 - 30	LABEL,OPERATION/E	1	2131-					
21	1593 - 906 - 003 - 00	LABEL,PARKING/E	1	*					
22	1593 - 906 - 006 - 00	LABEL,FUSE/E	1	*					
23	1593 - 906 - 007 - 00	LABEL,PTO CAUTION/E	1	*					
24	1427 - 941 - 016 - 00	MARK,FUEL	1	*					
25	1593 - 906 - 008 - 00	LABEL,SHIFT - CAUTIONE	1	*					
26	1593 - 901 - 009 - 10	LABEL,CAUTION/RADIAT	1	1- -2217					
26A	1640 - 904 - 013 - 00	LABEL,W/RADIATOR	1	2218-					
27	1640 - 904 - 016 - 00	LABEL,D/BATTERY	1	*					
28	1593 - 907 - 001 - 00	LABEL,CAUTION	1	*					
29	1593 - 907 - 002 - 00	LABEL,OPERATION	1	1- -2130					
29A	1593 - 907 - 002 - 10	LABEL,OPERATION	1	2131-					
30	1593 - 907 - 003 - 00	LABEL,PARKING	1	*					
31	1593 - 907 - 004 - 00	LABEL,FUSE)	1	*					
32	1593 - 907 - 005 - 00	LABEL,PTO CAUTION	1	*					
33	1593 - 907 - 006 - 00	LABEL,SHIFT - CAUTION	1	*					
34	1593 - 907 - 007 - 00	LABEL,CAUTION/RADIAT	1	1- -2217					
34A	1593 - 907 - 007 - 10	LABEL,CAUTION/RADIAT	1	2218-					
35	1421 - 903 - 010 - 00	MARK,FUEL	1	*					
36	1593 - 910 - 001 - 00	LABEL,OPERATION/I	1	1- -2130					

FIG. 44 MARKS (2)

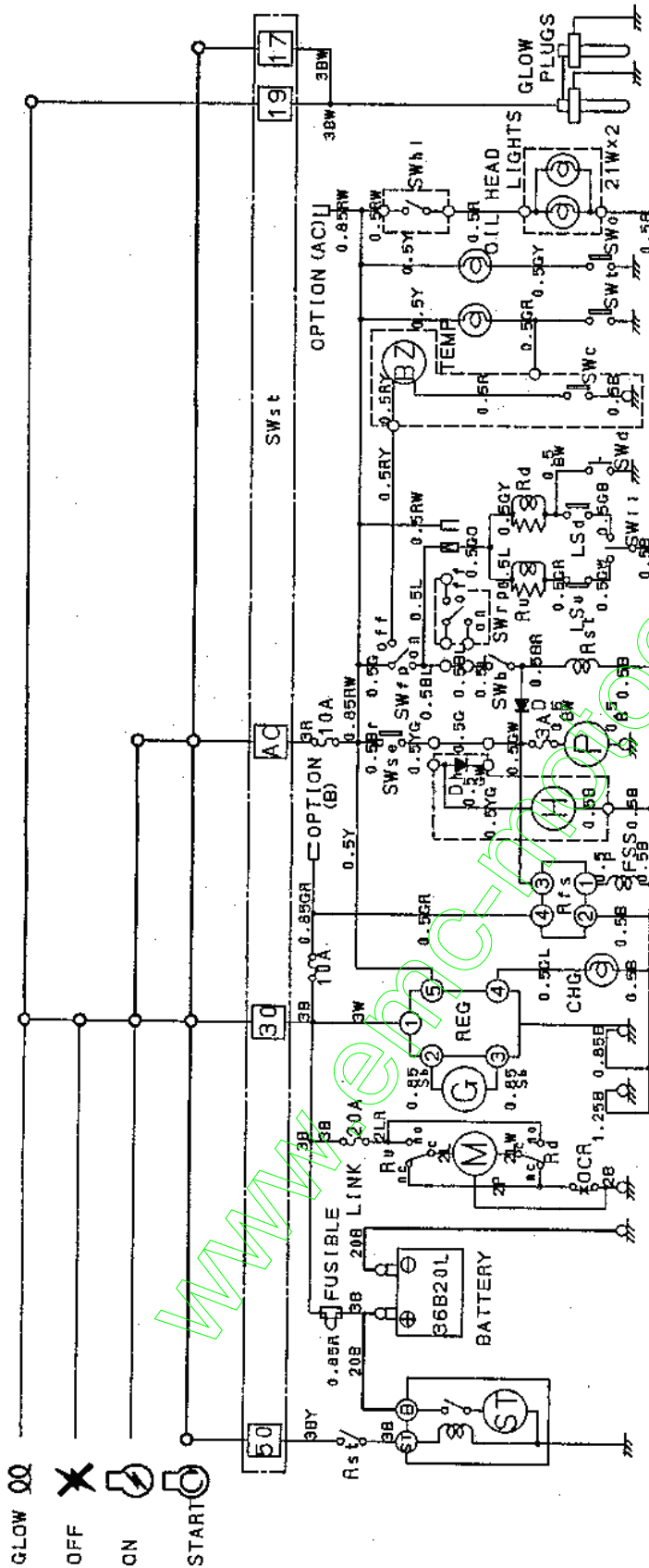
(KEY1-9 for E20 TYPE)
 (KEY10-18 for E50 TYPE)
 (KEY19-27 for E40 TYPE)
 (KEY28-35 for EXCEPT E TYPE)
 (KEY36-44 for E60T TYPE)



1353-91C

KEY	PART CODE	DESCRIPTION	QTY	TYPE OF MODEL		I T C	C O L	G R P	REMARKS
				SG13					
36A	1593 - 910 - 001 - 10	LABEL,OPERATION/I	1	2131-					
37	1631 - 910 - 002 - 00	LABEL,CAUTION/I	1	*					
38	1631 - 910 - 003 - 00	LABEL,PARKING/I	1	*					
39	1631 - 910 - 004 - 00	LABEL,FUEL/I	1	*					
40	1631 - 910 - 005 - 00	LABEL,CAUTION/RADIAT	1	i-					
40A	1631 - 910 - 005 - 10	LABEL,CAUTION/RADIAT	1	-2217					
40B	1640 - 905 - 013 - 00	LABEL,CAUTION/RADIAT	1	2218-					
41	1593 - 910 - 006 - 00	LABEL,FUSE/I	1	-100000					
42	1631 - 910 - 007 - 00	LABEL,PTO-CAUTION/I	1	100001-					
43	1593 - 910 - 008 - 00	LABEL,SHIFT-CAUTION/I	1	*					
44	1640 - 905 - 016 - 00	LABEL,CAUTION/BATTER	Y1	*					

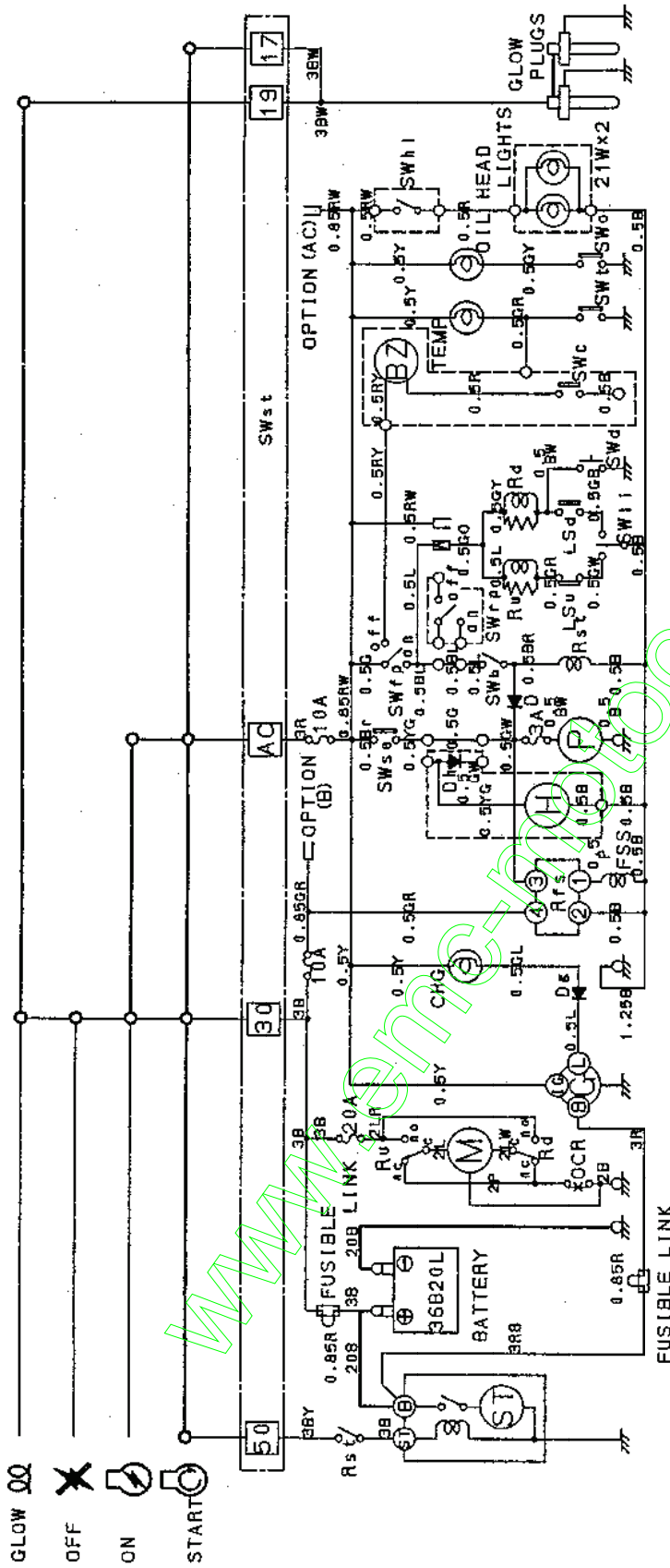
WIRING DIAGRAM / SG13



B	Black	Black and white	Y	Yellow
BW	Black and white	Black and red	YG	Yellow and green
BR	Black and red	Black and blue	G	Green
BL	Black and blue	Black and yellow	GB	Green and black
BY	Black and yellow	White	GW	Green and white
W	White	Red	GR	Green and red
R	Red	Red and white	GL	Green and blue
RW	Red and white	Red and yellow	GO	Green and orange
RY	Red and yellow	Blue and white	P	Pink
L	Blue and white	Blue and red	BF	Brown
LW	Blue and red	Blue and yellow	Sb	Skyblue
LR	Blue and yellow			

ST	: Starter (0.8kW)	OCR	: Over current relay
M	: Motor (Mower lift)	REG	: Regulator
G	: Generator (8.5A)	FSS	: Fuel shut-off solenoid
H	: Hour meter	CHG	: Charge lamp (3.4W)
P	: Pump	TEMP	: Temperature lamp (3.4W)
BZ	: Buzzer	OIL	: Oil pressure lamp (3.4W)
Rst	: Starter relay	O.Dh	: Diode
Rfs	: Fuel shut-off relay		Switch connection
Rru	: Up relay	SWse:On	: Sit on the seat
Rrd	: Down relay	SWfp:On	: Disengage the front PTO
LSu	: Up limit switch	SWrp:On	: Disengage the rear PTO
LSd	: Down limit switch	SWb :On	: Depress the brake pedal
SWst	: Starter switch	SWli:Connect	: Connect the LSU: The lever turns up
SWse	: Seat switch	SWd :On	: Push the SWd
SWfp	: Front PTO switch	SWc :On	: Fit the collector with grass
SWrp	: Rear PTO switch	SWt :On	: At the over heated
SWb	: Brake switch	SWo :On	: At the low oil pressure
SWli	: Lift switch	SWh1:On	: The lever turns up
SWd	: Down switch	LSu :Off	: The mower highest position
SWc	: Collector switch	LSd :Off	: The mower lowest position
SWt	: Temperature switch		
SWo	: Oil pressure switch		
SWh1	: Head lights switch		
			Optional parts

WIRING DIAGRAM / SG13 - S



BW	Black and white	LR	Blue and red
BR	Black and red	YG	Yellow and green
BL	Black and blue	G	Green and black
BY	Black and yellow	GB	Green and white
W	White	GW	Green and red
R	Red	GR	Green and orange
RB	Red and black	GO	Green and pink
RW	Red and white	F	Brown
RY	Red and yellow	Br	Skyblue
L	Blue and white	Sb	
LW	Blue		

ST	: Starter (1.0kW)	OCR	: Over current relay
M	: Motor (Mower lift)	REG	: Regulator
G	: Generator (30A)	FSS	: Fuel shut-off solenoid
H	: Hour meter	CHG	: Charge lamp (3.4W)
P	: Pump	TEMP	: Temperature lamp (3.4W)
BZ	: Buzzer	OIL	: Oil pressure lamp (3.4W)
Rst	: Starter relay	D, Dh, Dc	: Diode
Ru	: Fuel shut-off relay	Switch connection	
Rd	: Up relay	SWse: On	: Sit on the seat
LSu	: Down relay	SWfp: On	: Disengage the front PTO
LSD	: Up limit switch	SWrp: On	: Disengage the rear PTO
SWst	: Down limit switch	SWb: On	: Depress the brake pedal
SWs	: Starter switch	SWrf: Connect the LSd	: The lever turns up
SWse	: Seat switch	: Connect the LSd	: The lever turns down
SWfp	: Front PTO switch	SWd: On	: Push the SWd
SWrp	: Rear PTO switch	SWc: On	: Fill the collector with grass
SWb	: Brake switch	SWo: On	: At the over heated
SWrf	: Lift switch	SWo: On	: At the low oil pressure
SWd	: Down switch	SWhl: On	: The lever turns up
SWc	: Collector switch	LSu	: Off: The mower highest position
SWt	: Temperature switch	LSd	: Off: The mower lowest position
SWo	: Oil pressure switch		
SWhl	: Head lights switch		

Optional parts

NUMERICAL INDEX

6003-096-100-00

PART CODE	FIG. KEY	PART CODE	FIG. KEY	PART CODE	FIG. KEY
J061-210-015-00	17 23	6209-360-028-10	2 6	6211-360-004-10	7 1
J062-062-067-00	21 6	6209-409-001-00	9 19	6211-361-019-10	7 2
J062-076-082-00	21 5	6209-409-003-00	11 18	6211-510-002-00	5 10
V211-560-802-00	3 3	6209-490-002-00	2 4	6211-511-003-00	5 11
	9 14	6209-500-003-00	9 17A	6211-511-004-00	5 12
	17 19	6209-580-002-10	20 37	6211-540-002-00	6 1
	17 27	6209-587-001-00	13 4	6211-560-002-00	6 3
	22 4	6209-600-002-00	7 3	6211-599-001-10	5 13
V211-560-802-50	4 3	6209-605-004-00	1 4		6 2
	9 40	6209-610-001-00	5 3		6 4
V341-120-008-00	9 20	6209-610-002-10	9 4	6211-715-002-00	1 5
V411-260-006-00	20 41	6209-623-001-00	7 4	6211-721-001-00	1 6
V600-110-600-40	20 12	6209-625-001-00	5 14	6211-721-002-00	1 7
V600-110-620-30	20 11		24 10	6211-751-001-10	2 2
V682-200-000-60	1 9	6209-625-002-00	9 5	6211-760-003-10	5 29
V704-140-016-00	11 16		24 12	6211-777-007-20	10 1
V705-140-012-00	9 32	6209-630-002-10	23 6	6212-111-009-00	13 1
V710-140-004-00	9 24		24 21	6212-114-009-00	14 1
	20 21	6209-740-001-00	9 27	6212-116-009-00	14 3
	20 31	6209-749-001-10	5 15	6212-121-004-00	13 2
V720-101-900-80	20 36	6209-788-001-00	5 27	6212-124-004-00	14 2
V720-102-401-50	16 9	6209-940-004-00	11 15	6212-126-004-00	14 4
	24 16	6211-110-017-20	1 1	6212-211-001-10	13 3
V723-102-005-50	17 31	6211-141-010-20	1 10	6212-230-003-00	13 5
	24 20		24 3	6212-235-001-00	13 6
1373-121-001-00	22 5	6211-150-006-00	1 2	6212-261-006-00	13 8
3625-540-004-00	9 22	6211-170-006-10	2 1	6212-264-006-00	6 5
6209-000-002-00	11 19	6211-173-004-00	2 3	6212-266-006-00	6 6
6209-000-003-00	1 11		24 4	6212-310-010-00	15 1
6209-000-004-00	5 2	6211-210-020-10	5 1	6212-310-010-10	15 1A
6209-000-004-10	5 2A	6211-258-001-00	5 8	6212-330-013-30	15 5
6209-000-013-00	15 7		24 8	6212-333-001-00	15 6
6209-009-001-00	16 6	6211-258-002-00	5 9	6212-371-014-20	15 8
6209-030-005-00	9 6		24 9	6212-379-001-00	15 9
6209-030-006-00	9 7	6211-291-001-10	5 23	6212-511-004-00	12 1
	17 28	6211-292-001-20	5 24	6212-521-002-00	15 3
6209-030-041-00	18 4		24 11	6212-522-003-00	12 2
6209-030-043-00	20 16	6211-310-006-20	9 1	6212-523-003-00	12 6
6209-044-001-00	20 34	6211-311-005-10	9 36	6212-524-002-00	20 9
6209-046-001-00	9 16	6211-312-001-20	9 28	6212-531-005-10	5 6
6209-050-001-00	9 33		24 14	6212-535-001-00	12 4
6209-050-002-00	9 34	6211-312-002-20	9 37	6212-535-002-00	20 13
6209-056-001-00	20 7		24 15	6212-551-001-00	11 1
6209-300-002-00	17 18	6211-340-001-30	8 1	6212-552-001-00	11 2
6209-360-010-00	21 2	6211-342-001-30	8 2	6212-561-001-00	11 3

PART CODE	FIG. KEY	PART CODE	FIG. KEY	PART CODE	FIG. KEY
6212-563-001-00	11 4	6213-671-012-00	18 5	6215-541-003-10	20 33
6212-565-001-00	11 5	6213-674-004-10	22 3	6215-542-001-10	9 23
6212-569-002-00	1 8	6213-711-003-20	17 30	6215-542-002-00	20 20
	24 2	6213-716-001-40	17 24	6215-543-003-20	20 19
6212-571-001-10	11 6	6213-721-001-00	5 22	6215-546-001-00	9 18
6212-575-001-00	11 7	6213-721-003-00	17 25	6215-549-001-10	5 26
6212-600-003-00	11 8	6213-729-001-00	17 22	6215-549-003-00	20 22
6212-611-004-10	11 9	6213-743-002-10	17 26	6215-549-004-10	20 24
6212-616-002-00	11 17		24 19	6215-549-006-00	20 26
6212-620-002-10	11 10	6214-111-014-00	3 1	6215-549-007-00	20 39
6212-621-003-10	11 11	6214-115-002-20	3 2	6215-549-007-10	20 39A
6212-626-002-10	11 12		24 6	6215-549-008-00	20 43
6212-628-004-00	11 13	6214-141-015-00	4 1	6215-549-009-00	20 27
6212-628-005-00	11 14	6214-145-006-10	4 2	6215-549-010-00	20 28
6213-100-003-20	16 1		24 7	6215-549-021-00	20 38
6213-111-001-20	16 2	6215-300-005-00	19 1	6215-549-023-00	20 29
6213-120-003-00	16 3	6215-311-005-00	25 1	6215-549-024-00	20 30
6213-125-001-00	16 4	6215-315-002-00	19 2	6215-600-057-00	20 1
6213-140-004-10	16 8	6215-330-007-00	25 2	6215-611-003-00	26 1
6213-149-001-00	16 10	6215-332-002-00	25 16	6215-612-003-00	26 34
6213-160-002-00	9 29	6215-339-002-00	25 15	6215-619-012-00	26 35
6213-161-001-00	9 30	6215-342-002-00	25 3	6215-619-013-00	26 37
6213-164-001-00	9 31	6215-343-002-00	25 4	6215-619-014-00	26 38
6213-240-002-00	16 15	6215-345-044-00	25 5	6215-619-015-00	26 39
6213-311-003-10	16 12	6215-345-045-00	25 6	6215-619-016-00	26 40
6213-319-001-00	9 2	6215-345-046-00	25 7	6215-621-004-10	20 8
6213-610-005-30	17 1	6215-345-047-00	25 8	6215-622-002-00	26 12
6213-611-003-20	17 2	6215-345-048-00	25 9	6215-629-017-00	26 13
6213-612-004-00	17 9	6215-345-049-00	25 10	6215-629-019-00	26 14
6213-613-002-10	17 8	6215-345-050-00	25 11	6215-629-020-00	26 18
6213-614-003-10	17 12	6215-345-051-00	25 12	6215-629-021-00	26 19
	24 17	6215-345-052-00	25 13	6215-629-022-00	26 20
6213-614-006-10	17 17	6215-345-053-00	25 14	6215-629-023-00	26 21
	24 18	6215-355-003-00	25 18	6215-629-024-00	26 22
6213-619-002-00	17 11	6215-359-003-00	25 17	6215-629-025-00	26 23
6213-619-003-00	17 10	6215-359-004-00	25 19	6215-629-026-00	26 24
6213-619-005-00	17 16	6215-410-035-10	19 3	6215-629-027-00	26 25
6213-621-003-00	17 6	6215-410-036-10	19 4	6215-629-028-00	26 26
6213-622-002-10	17 5	6215-412-001-20	21 1	6215-629-029-00	26 27
6213-631-002-00	17 3	6215-520-001-00	20 15	6215-629-030-00	26 28
6213-631-005-00	17 4	6215-526-001-10	20 17	6215-629-031-00	26 29
6213-641-004-00	18 2	6215-531-005-00	20 32	6215-629-032-00	26 30
6213-642-002-00	17 7	6215-536-001-00	20 25	6215-629-033-00	26 31
6213-660-006-00	18 1	6215-541-001-00	20 18	6215-629-034-00	26 32
6213-669-002-00	18 3	6215-541-002-10	20 23	6215-631-004-00	26 2

6003-096-100-00

PART CODE	FIG. KEY	PART CODE	FIG. KEY	PART CODE	FIG. KEY
6215-634-002-00	26 15	6281-229-026-00	28 10	6902-050-815-00	9 38
6215-635-002-00	26 8	6281-229-027-00	28 11	6904-110-818-00	5 19
6215-635-003-00	26 36	6281-229-028-00	28 12	6904-110-840-00	5 18
6215-637-003-00	26 33	6281-229-031-00	28 4	6908-000-716-00	12 3
6215-639-006-00	26 16	6281-270-001-00	22 2		20 10
6215-639-007-00	26 17	6281-410-002-20	23 3	6908-000-750-00	15 4
6215-641-002-00	26 3	6281-910-001-00	23 5	6908-160-408-00	16 5
6215-643-003-00	26 4	6281-920-001-00	23 8	6908-160-510-00	5 17
6215-644-003-00	26 6	6281-971-001-10	23 1	6908-160-816-00	5 16
6215-649-003-00	26 5	6287-810-005-10	24 1	6908-161-018-00	15 2
6215-649-004-00	26 7	6509-000-084-00	9 8	6909-110-406-00	5 28
6215-649-005-00	26 9	6509-030-037-00	9 9		9 35
6215-649-006-00	26 10	6509-360-912-10	21 3		20 40
6215-649-007-00	26 11	6509-605-019-10	5 5	6909-110-408-00	27 23
6219-732-003-00	23 4		9 3	6909-110-410-00	22 7
6219-752-011-00	20 2	6513-770-022-10	17 29	6909-110-508-00	9 12
6219-752-012-00	20 3	6515-419-014-00	21 4		9 41
6219-752-013-00	20 4	6581-117-007-00	27 10		11 20
6219-752-014-00	20 5	6581-123-011-00	27 12		17 14
6219-752-015-00	20 6	6581-129-092-00	27 15		17 20
6281-100-003-00	22 8	6581-129-096-00	27 16	6909-111-406-00	20 35
6281-111-002-00	27 1	6581-129-099-00	27 13	6909-111-508-00	27 20
6281-115-004-00	27 11	6581-129-100-00	27 14	6909-150-506-00	20 42
6281-116-002-00	27 2	6582-450-014-00	23 2	6909-150-508-00	9 13
6281-118-001-00	27 9	6894-207-904-00	22 6		17 15
6281-121-003-00	27 3	6894-240-902-00	13 7		17 21
6281-124-001-00	27 6	6894-453-344-00	5 20		27 22
6281-129-006-00	27 17	6901-066-645-00	15 10	6909-164-508-00	11 21
6281-129-007-00	27 7	6901-910-612-00	5 25	6909-164-708-00	9 42
6281-129-008-00	27 18		7 5	6909-202-308-00	9 25
6281-129-009-00	27 19		12 5	6909-572-008-00	2 5
6281-129-010-00	27 4		20 14		24 5
6281-129-011-00	27 5		23 7	6909-830-212-00	1 12
6281-129-019-00	27 21	6901-910-625-00	16 7	6909-902-299-00	5 21
6281-151-004-00	27 8	6901-910-816-00	8 4	6909-906-105-10	16 13
6281-200-007-00	22 1		16 11	6909-920-843-00	9 17
6281-211-004-00	28 2	6901-910-830-00	17 32		9 21
6281-213-008-00	28 1	6901-910-835-00	9 11		9 26
6281-214-006-00	28 13	6901-910-840-00	9 10		16 14
6281-222-007-00	28 3		9 39		24 13
6281-229-021-00	28 5	6901-910-845-00	9 15	6911-129-006-00	1 3
6281-229-022-00	28 6		17 13	6911-129-083-00	5 7
6281-229-023-00	28 7	6901-911-020-00	8 3	6911-219-195-00	5 4
6281-229-024-00	28 8		10 2		
6281-229-025-00	28 9	6901-911-025-00	22 9		

NUMERICAL INDEX

6003-096-110-00

PART CODE	FIG. KEY	PART CODE	FIG. KEY	PART CODE	FIG. KEY
J061-210-015-00	17 23	6209-360-010-00	21 2	6211-342-001-30	8 2
J062-062-067-00	21 6	6209-360-028-10	2 6	6211-360-004-10	7 1
J062-076-082-00	21 5	6209-409-001-00	9 19	6211-361-019-10	7 2
V211-560-802-00	3 3	6209-409-003-00	11 18	6211-510-002-00	5 10
	9 14	6209-490-002-00	2 4	6211-511-003-00	5 11
	17 19	6209-500-003-00	9 17A	6211-511-004-00	5 12
	17 27	6209-580-002-10	20 37	6211-540-002-00	6 1
	22 3	6209-587-001-00	13 4	6211-560-002-00	6 3
V211-560-802-50	4 3	6209-600-002-00	7 3	6211-599-001-10	5 13
	9 40	6209-605-004-00	1 4		6 2
V341-120-008-00	9 20	6209-610-001-00	5 3		6 4
V411-260-006-00	20 41	6209-610-002-10	9 4	6211-715-002-00	1 5
V600-110-600-40	20 12	6209-623-001-00	7 4	6211-721-001-00	1 6
V600-110-620-30	20 11	6209-625-001-00	5 14	6211-721-002-00	1 7
V682-200-000-60	1 9		24 10	6211-751-001-10	2 2
V704-140-016-00	11 16	6209-625-002-00	9 5	6211-760-012-20	5 29
V705-140-012-00	9 32		24 12	6211-777-007-20	10 1
V710-140-004-00	9 24	6209-630-002-10	23 6	6212-111-009-00	13 1
	20 21		24 21	6212-114-009-00	14 1
	20 31	6209-740-001-00	9 27	6212-116-009-00	14 3
V720-101-900-80	20 36	6209-749-001-10	5 15	6212-121-004-00	13 2
V720-102-401-50	16 9	6209-788-001-00	5 27	6212-124-004-00	14 2
	24 16	6209-940-004-00	11 15	6212-126-004-00	14 4
V723-102-005-50	17 31	6211-110-017-20	1 1	6212-211-001-10	13 3
	24 20	6211-141-010-20	1 10	6212-230-003-00	13 5
1373-121-001-00	22 4		24 3	6212-235-001-00	13 6
3625-540-004-00	9 22	6211-150-006-00	1 2	6212-261-006-00	13 8
6209-000-002-00	11 19	6211-170-006-10	2 1	6212-264-006-00	6 5
6209-000-003-00	1 11	6211-173-004-00	2 3	6212-266-006-00	6 6
6209-000-004-00	5 2		24 4	6212-310-010-00	15 1
6209-000-004-10	5 2A	6211-210-020-10	5 1	6212-310-010-10	15 1A
6209-000-013-00	15 7	6211-258-001-00	5 8	6212-330-013-30	15 5
6209-009-001-00	16 6		24 8	6212-333-001-00	15 6
6209-030-005-00	9 6	6211-258-002-00	5 9	6212-371-014-20	15 8
6209-030-006-00	9 7		24 9	6212-379-001-00	15 9
	17 28	6211-291-001-10	5 23	6212-511-004-00	12 1
6209-030-041-00	18 4	6211-292-001-20	5 24	6212-521-002-00	15 3
6209-030-043-00	20 16		24 11	6212-522-003-00	12 2
6209-031-083-00	22 5	6211-310-006-20	9 1	6212-523-003-00	12 6
6209-044-001-00	20 34	6211-311-005-10	9 36	6212-524-002-00	20 9
6209-046-001-00	9 16	6211-312-001-20	9 28	6212-531-005-10	5 6
6209-050-001-00	9 33		24 14	6212-535-001-00	12 4
6209-050-002-00	9 34	6211-312-002-20	9 37	6212-535-002-00	20 13
6209-056-001-00	20 7		24 15	6212-551-001-00	11 1
6209-300-002-00	17 18	6211-340-002-20	8 1	6212-552-001-00	11 2

6003-096-110-00

PART CODE	FIG. KEY		PART CODE	FIG. KEY		PART CODE	FIG. KEY	
6212-561-001-00	11	3	6213-669-002-00	18	3	6215-541-002-10	20	23
6212-563-001-00	11	4	6213-671-003-00	18	5	6215-541-003-10	20	33
6212-565-001-00	11	5	6213-674-006-10	22	2	6215-542-001-10	9	23
6212-569-002-00	1	8	6213-711-003-20	17	30	6215-542-002-00	20	20
	24	2	6213-716-001-40	17	24	6215-543-003-20	20	19
6212-571-001-10	11	6	6213-721-001-00	5	22	6215-546-001-00	9	18
6212-575-001-00	11	7	6213-721-003-00	17	25	6215-549-001-10	5	26
6212-600-003-00	11	8	6213-729-001-00	17	22	6215-549-003-00	20	22
6212-611-004-10	11	9	6213-743-002-10	17	26	6215-549-004-10	20	24
6212-616-002-00	11	17		24	19	6215-549-006-00	20	26
6212-620-002-10	11	10	6214-111-014-00	3	1	6215-549-007-00	20	39
6212-621-003-10	11	11	6214-115-002-20	3	2	6215-549-007-10	20	39A
6212-626-002-10	11	12		24	6	6215-549-008-00	20	43
6212-628-004-00	11	13	6214-141-015-00	4	1	6215-549-009-00	20	27
6212-628-005-00	11	14	6214-145-006-10	4	2	6215-549-010-00	20	28
6213-100-003-20	16	1		24	7	6215-549-021-00	20	38
6213-111-001-20	16	2	6215-300-005-00	19	1	6215-549-023-00	20	29
6213-120-003-00	16	3	6215-311-005-00	25	1	6215-549-024-00	20	30
6213-125-001-00	16	4	6215-315-002-00	19	2	6215-600-057-00	20	1
6213-140-004-10	16	8	6215-330-007-00	25	2	6215-611-003-00	26	1
6213-149-001-00	16	10	6215-332-002-00	25	16	6215-612-003-00	26	34
6213-160-002-00	9	29	6215-339-002-00	25	15	6215-619-012-00	26	35
6213-161-001-00	9	30	6215-342-002-00	25	3	6215-619-013-00	26	37
6213-164-001-00	9	31	6215-343-002-00	25	4	6215-619-014-00	26	38
6213-240-002-00	16	15	6215-345-044-00	25	5	6215-619-015-00	26	39
6213-311-003-10	16	12	6215-345-045-00	25	6	6215-619-016-00	26	40
6213-319-001-00	9	2	6215-345-046-00	25	7	6215-621-004-10	20	8
6213-610-005-30	17	1	6215-345-047-00	25	8	6215-622-002-00	26	12
6213-611-003-20	17	2	6215-345-048-00	25	9	6215-629-017-00	26	13
6213-612-004-00	17	9	6215-345-049-00	25	10	6215-629-019-00	26	14
6213-613-002-10	17	8	6215-345-050-00	25	11	6215-629-020-00	26	18
6213-614-003-10	17	12	6215-345-051-00	25	12	6215-629-021-00	26	19
	24	17	6215-345-052-00	25	13	6215-629-022-00	26	20
6213-614-006-10	17	17	6215-345-053-00	25	14	6215-629-023-00	26	21
	24	18	6215-355-003-00	25	18	6215-629-024-00	26	22
6213-619-002-00	17	11	6215-359-003-00	25	17	6215-629-025-00	26	23
6213-619-003-00	17	10	6215-359-004-00	25	19	6215-629-026-00	26	24
6213-619-005-00	17	16	6215-410-035-10	19	3	6215-629-027-00	26	25
6213-621-003-00	17	6	6215-410-036-10	19	4	6215-629-028-00	26	26
6213-622-002-10	17	5	6215-412-001-20	21	1	6215-629-029-00	26	27
6213-631-002-00	17	3	6215-520-001-00	20	15	6215-629-030-00	26	28
6213-631-005-00	17	4	6215-526-001-10	20	17	6215-629-031-00	26	29
6213-641-004-00	18	2	6215-531-005-00	20	32	6215-629-032-00	26	30
6213-642-002-00	17	7	6215-536-001-00	20	25	6215-629-033-00	26	31
6213-660-006-00	18	1	6215-541-001-00	20	18	6215-629-034-00	26	32

PART CODE	FIG. KEY		PART CODE	FIG. KEY		PART CODE	FIG. KEY	
6215-631-004-00	26	2	6281-229-002-00	28	2	6901-910-625-00	16	7
6215-634-002-00	26	15	6281-229-003-00	28	3	6901-910-816-00	8	4
6215-635-002-00	26	8	6281-229-004-00	28	6		16	11
6215-635-003-00	26	36	6281-229-005-00	28	5	6901-910-830-00	17	32
6215-637-003-00	26	33	6281-229-006-00	28	8	6901-910-835-00	9	11
6215-639-006-00	26	16	6281-229-007-00	28	9	6901-910-840-00	9	10
6215-639-007-00	26	17	6281-229-008-00	28	11		9	39
6215-641-002-00	26	3	6281-229-009-00	28	10	6901-910-845-00	9	15
6215-643-003-00	26	4	6281-229-010-00	28	14		17	13
6215-644-003-00	26	6	6281-229-011-00	28	15	6901-911-020-00	8	3
6215-649-003-00	26	5	6281-229-012-00	28	19		10	2
6215-649-004-00	26	7	6281-229-013-00	28	20	6901-911-025-00	22	8
6215-649-005-00	26	9	6281-229-014-00	28	21	6902-050-816-00	9	38
6215-649-006-00	26	10	6281-229-015-00	28	22	6904-110-818-00	5	19
6215-649-007-00	26	11	6281-229-016-00	28	23	6904-110-840-00	5	18
6219-732-003-00	23	4	6281-229-017-00	28	24	6908-000-716-00	12	3
6219-752-011-00	20	2	6281-229-018-00	28	25		20	10
6219-752-012-00	20	3	6281-271-002-00	28	26	6908-000-750-00	15	4
6219-752-013-00	20	4	6281-410-002-20	23	3	6908-160-408-00	16	5
6219-752-014-00	20	5	6281-910-001-00	23	5	6908-160-510-00	5	17
6219-752-015-00	20	6	6281-920-001-00	23	8	6908-160-816-00	5	16
6281-100-003-00	22	7	6281-971-001-10	23	1	6908-161-018-00	15	2
6281-111-002-00	27	1	6287-810-005-10	24	1	6909-110-405-00	5	28
6281-115-004-00	27	11	6509-000-084-00	9	8		9	35
6281-116-002-00	27	2	6509-030-037-00	9	9		20	40
6281-118-001-00	27	9	6509-360-912-10	21	3	6909-110-408-00	27	23
6281-121-003-00	27	3	6509-605-019-10	5	5	6909-110-410-00	22	6
6281-124-001-00	27	6		9	3	6909-110-508-00	9	12
6281-129-006-00	27	17	6513-770-022-10	17	29		9	41
6281-129-007-00	27	7	6515-419-014-00	21	4		11	20
6281-129-008-00	27	18	6581-117-007-00	27	10		17	14
6281-129-009-00	27	19	6581-123-011-00	27	12		17	20
6281-129-010-00	27	4	6581-129-092-00	27	15	6909-111-406-00	20	35
6281-129-011-00	27	5	6581-129-096-00	27	16	6909-111-508-00	27	20
6281-129-019-00	27	21	6581-129-099-00	27	13	6909-150-506-00	20	42
6281-151-004-00	27	8	6581-129-100-00	27	14	6909-150-508-00	9	13
6281-200-016-00	22	1	6582-450-014-00	23	2		17	15
6281-213-003-00	28	7	6894-240-902-00	13	7		17	21
6281-214-003-00	28	12	6894-453-344-00	5	20		27	22
6281-214-004-00	28	13	6901-066-645-00	15	10	6909-164-508-00	11	21
6281-215-001-00	28	17	6901-910-612-00	5	25	6909-164-708-00	9	42
6281-215-001-00	28	18		7	5	6909-202-308-00	9	25
6281-217-001-00	28	16		12	5	6909-572-008-00	2	5
6281-221-001-00	28	4		20	14		24	5
6281-222-004-00	28	1		23	7	6909-830-212-00	1	12

NUMERICAL INDEX

1593-098-100-00

PART CODE	FIG. KEY	PART CODE	FIG. KEY	PART CODE	FIG. KEY
1301-411-005-00	34 5		36 20	1593-102-006-40	2 21A
	37 14	1444-621-311-00	38 14A	1593-102-006-50	2 21B
1302-225-003-00	19 19	1444-621-312-00	38 15A	1593-102-009-10	2 23
	20 19	1480-207-011-00	26 8	1593-102-011-00	2 7
1323-220-012-00	14 9	1488-611-001-00	35 9A	1593-102-012-00	2 22
1337-401-006-00	15 19A		36 9A	1593-102-500-00	2 1
1337-708-007-00	19 27	1518-621-560-00	34 8	1593-102-500-10	2 1A
	20 45	1524-122-001-00	15 7	1593-102-502-00	2 2
1365-121-005-00	19 24	1527-604-002-00	37 18	1593-102-503-00	2 3
	20 24	1544-104-204-00	3 9	1593-102-504-00	2 4
	29 26A	1544-104-205-00	3 10	1593-102-505-00	2 5
1373-121-001-00	31 10A	1560-104-010-40	2 16	1593-103-053-10	3 2
1376-121-001-00	8 6	1560-132-007-30	12 12	1593-103-054-00	3 2A
	11 21		15 15	1593-103-500-10	3 1
	24 24	1560-281-007-40	12 23	1593-104-001-30	3 12
1376-606-005-00	34 3	1560-281-007-50	12 23A	1593-104-001-40	3 12A
	35 17	1560-664-210-30	40 14	1593-104-004-00	3 13
	36 17	1560-664-250-00	40 23	1593-104-500-00	3 6
	37 13		41 29	1593-104-502-00	3 7
1383-452-001-00	18 12	1564-512-001-00	25 2	1593-105-001-20	4 8
1386-241-002-00	16 4	1564-654-213-00	39 4	1593-105-001-30	4 8A
	17 4		39 12	1593-105-002-30	4 17
	27 4	1568-302-001-00	13 2	1593-105-005-00	4 7
1414-117-005-00	7 9	1575-623-009-00	40 5	1593-105-211-20	4 12
1415-120-006-00	15 20		41 2	1593-105-212-20	4 13
1416-600-057-00	34 8A	1575-623-010-00	40 4	1593-105-213-10	4 14
1421-903-010-00	44 35		41 3	1593-112-002-50	5 5
1424-101-203-00	2 17	1581-621-290-00	40 20		6 4
1424-101-204-00	2 18		41 26	1593-112-003-20	5 8
1425-621-004-00	2 9	1581-740-116-00	33 7		6 7
	3 4	1588-105-210-00	4 4	1593-112-051-30	5 4
1427-130-260-00	18 31	1588-117-001-00	31 15		6 3
1427-601-003-00	18 4	1593-101-003-20	1 6	1593-112-200-00	5 1
1427-621-002-10	5 2	1593-101-009-10	1 12	1593-112-210-00	6 1
1427-621-012-00	25 7	1593-101-011-10	1 13	1593-112-222-00	5 9
	34 6A	1593-101-012-00	1 14		6 8
	38 22	1593-101-210-40	1 1	1593-112-510-30	5 3
1427-934-013-00	44 15	1593-101-220-40	1 2		6 2
1427-941-016-00	44 24	1593-102-001-10	2 10	1593-112-520-00	5 12
1432-403-007-10	22 23	1593-102-002-10	2 11		6 11
	45 7	1593-102-003-20	2 14	1593-112-520-10	5 12A
1444-122-002-00	15 13	1593-102-004-20	2 15		6 11A
1444-601-005-00	34 6	1593-102-005-20	2 6	1593-117-001-40	7 3
1444-601-015-00	38 26	1593-102-005-30	2 6A	1593-117-003-10	7 6
1444-621-008-00	35 20	1593-102-006-30	2 21	1593-117-200-10	7 1

1593-098-100-00

PART CODE	FIG. KEY	PART CODE	FIG. KEY	PART CODE	FIG. KEY
1593-117-200-20	7 1A	1593-205-064-10	11 15	1593-312-008-00	15 25
1593-117-510-20	7 2	1593-205-065-10	11 16	1593-312-009-00	15 11
1593-120-001-30	8 2	1593-205-068-20	11 18	1593-312-051-30	15 8
1593-120-500-20	8 1	1593-205-069-20	11 19	1593-312-052-20	15 9
1593-122-005-00	8 13	1593-205-069-30	11 19A	1593-312-053-30	15 10
1593-122-006-00	8 12	1593-205-071-30	11 24	1593-312-055-20	15 18
1593-122-051-00	8 8	1593-205-073-20	11 26	1593-312-056-20	15 32
1593-122-530-20	8 11	1593-215-004-30	12 8	1593-312-220-00	15 10A
1593-122-530-30	8 11A	1593-215-006-00	12 24	1593-312-510-30	15 1
1593-201-004-10	9 12	1593-215-051-50	12 3	1593-312-510-40	15 1A
1593-201-051-30	9 1	1593-215-051-60	12 3A	1593-312-510-50	15 1B
1593-201-051-40	9 1A	1593-215-053-20	12 6	1593-312-520-30	15 28
1593-201-052-40	9 9	1593-215-250-40	12 21	1593-312-530-00	15 5
1593-201-052-50	9 9A	1593-215-500-30	12 1	1593-317-201-00	16 2
1593-203-004-10	10 8	1593-215-520-10	12 15	1593-317-210-00	16 1
1593-203-004-20	19 36 10 8A 19 36A 20 35	1593-216-003-30 1593-216-004-10 1593-216-005-00 1593-216-051-10	12 29 12 30 12 31 12 27	1593-332-051-20 1593-332-051-30 1593-332-052-00 1593-332-052-10	18 9 18 9A 18 7 18 7A
1593-203-005-10	10 9	1593-216-052-20	12 28	1593-332-053-00	18 8
1593-203-005-20	19 37 10 9A 19 37A 20 36	1593-216-501-10 1593-303-051-20 1593-303-500-10 1593-304-008-00	12 25 13 4 13 1 13 15A	1593-332-061-00 1593-332-520-00 1593-332-520-10 1593-332-520-20	18 2 18 1 18 1A 18 1B
1593-203-053-10	10 5	1593-304-051-20	13 6	1593-332-520-30	18 1C
1593-203-057-20	10 11	1593-304-052-20	13 7	1593-333-500-30	18 14
1593-203-058-20	10 12	1593-304-053-10	13 10	1593-334-051-20	18 20
1593-203-200-10	10 1	1593-304-054-10	13 8A	1593-334-051-30	18 20A
1593-203-200-20	10 1A	1593-304-055-10	13 11	1593-334-054-20	18 19
1593-205-016-40	11 17	1593-304-057-10	13 12	1593-334-054-30	18 19A
1593-205-024-00	11 27	1593-307-051-20	13 17	1593-334-055-00	18 21
1593-205-025-00	11 28		13 21	1593-334-055-40	18 18
1593-205-026-10	11 29	1593-307-052-10	13 18	1593-334-055-50	18 18A
1593-205-051-10	11 1		13 22	1593-334-300-00	18 25
1593-205-051-20	11 1A	1593-307-053-10	13 19	1593-334-300-10	18 25A
1593-205-052-20	11 3		13 23	1593-334-300-20	18 25B
1593-205-053-10	11 4	1593-307-500-30	13 16	1593-334-310-00	18 27
1593-205-054-10	11 5	1593-307-510-30	13 20	1593-334-310-10	18 27A
1593-205-055-10	11 6	1593-310-054-20	14 5	1593-334-310-20	18 27B
1593-205-056-30	11 7	1593-310-055-10	14 6	1593-335-058-00	18 33
1593-205-058-20	11 10	1593-310-055-20	14 6A	1593-335-500-30	18 29
1593-205-059-20	11 11	1593-310-500-30	14 1	1593-335-500-40	18 29A
1593-205-061-30	11 12	1593-310-520-20	14 3	1593-335-500-50	18 29B
1593-205-062-30	11 13	1593-310-530-00	14 8	1593-341-001-20	19 1
1593-205-063-20	11 14	1593-310-540-00	14 8A	1593-341-001-30	19 1A

PART CODE	FIG. KEY	PART CODE	FIG. KEY	PART CODE	FIG. KEY
1593-341-001-40	19 1B 20 1	1593-401-008-10 1593-401-009-00	22 13 22 4	1593-403-510-60 1593-403-510-70	24 2B 24 2C
1593-341-002-20	19 16	1593-401-013-00	22 22	1593-403-510-80	24 2D
1593-341-002-30	19 16A		45 6	1593-403-530-60	24 19
1593-341-002-40	19 16B	1593-401-071-40	22 5	1593-406-004-00	25 10
1593-341-003-10	20 16 19 11	1593-401-071-50 1593-401-270-00	22 5A 22 7	1593-406-005-10 1593-406-006-00	25 9 25 13
1593-341-003-20	20 11 19 11A 20 11A	1593-401-300-00 1593-401-510-00 1593-401-510-10	45 5 22 1 22 1A	1593-406-008-00 1593-406-240-10 1593-406-250-00	25 5 25 12 25 8
1593-341-004-20	19 14 20 14	1593-401-510-20 1593-401-510-30	22 1B 22 1C	1593-406-500-00 1593-406-500-10	25 1 25 1A
1593-341-005-10	19 6 20 6	1593-401-510-40 1593-401-510-50	22 1D 22 1E	1593-406-500-20 1593-406-500-30	25 1B 25 1C
1593-341-006-00	19 8	1593-401-510-60	22 1F	1593-407-002-00	26 6
1593-341-008-00	20 8 19 33	1593-401-570-00 1593-401-580-00	22 15 22 17	1593-407-004-40 1593-407-006-00	26 3 26 7
1593-341-009-00	20 32 19 34 20 33	1593-401-590-10 1593-401-591-10 1593-402-051-00	22 19 22 19A 23 2	1593-407-007-10 1593-407-051-40 1593-407-051-50	26 15 26 1 26 1A
1593-341-012-00	19 51	1593-402-051-10	23 2A	1593-407-051-60	26 1B
1593-341-012-10	19 51A 20 44	1593-402-052-30 1593-402-052-40	23 1 23 1A	1593-407-200-40 1593-407-510-40	26 5 26 11
1593-341-013-00	19 4 20 4	1593-402-052-50 1593-402-210-00	23 1B 23 1C	1593-407-510-50 1593-407-520-30	26 11A 26 16
1593-341-014-00	19 7 20 7	1593-402-510-40 1593-403-001-10	23 5 24 11	1593-407-530-30 1593-407-530-40	26 18 26 18A
1593-341-200-10	19 3	1593-403-003-10	24 10	1593-411-001-10	27 6
1593-341-200-20	19 3A 20 3	1593-403-004-10 1593-403-005-00	24 3 24 28	1593-411-052-20 1593-411-053-10	27 7 27 8
1593-341-210-20	19 15 20 15	1593-403-007-20 1593-403-009-00	24 22 24 4	1593-411-053-20 1593-411-201-00	27 8A 27 1
1593-341-220-00	19 31	1593-403-052-30	24 15	1593-411-610-10	27 2
1593-341-220-10	19 31A 20 30	1593-403-056-30 1593-403-056-40	24 16 24 16A	1593-553-003-20 1593-553-006-10	28 2 28 14
1593-341-230-10	19 42 20 41	1593-403-058-10 1593-403-058-20	24 26 24 26A	1593-553-007-20 1593-553-012-00	28 7 28 13
1593-341-230-20	19 42A 20 41A	1593-403-058-30 1593-403-500-40	24 26B 24 1	1593-553-012-10 1593-553-054-10	28 13A 28 12
1593-341-240-10	19 39	1593-403-500-50	24 1A	1593-553-500-40	28 11
1593-341-240-20	19 39A 20 38	1593-403-500-60 1593-403-500-70	24 1B 24 1C	1593-553-500-50 1593-553-500-60	28 11A 28 11B
1593-342-001-00	21 1	1593-403-500-80	24 1D	1593-553-540-20	28 1
1593-351-001-00	21 3	1593-403-510-40	24 2	1593-553-540-30	28 1A
1593-401-007-20	22 3	1593-403-510-50	24 2A	1593-553-540-40	28 1B

1593-098-100-00

PART CODE	FIG. KEY	PART CODE	FIG. KEY	PART CODE	FIG. KEY
1593-553-540-50	28 1C		32 12		36 8B
1593-553-550-10	28 6	1593-601-073-00	33 9	1593-611-200-50	35 8D
1593-553-670-30	28 16	1593-601-074-00	33 8		36 8C
1593-554-051-00	29 9	1593-601-271-20	32 17	1593-611-210-20	35 1
1593-554-210-20	29 17	1593-601-271-30	32 17A	1593-611-210-30	35 1A
1593-554-210-30	29 17A	1593-601-500-20	32 1	1593-611-210-40	35 1B
1593-554-240-10	29 20	1593-601-500-30	32 1A	1593-612-004-00	37 1
1593-554-310-00	29 11A	1593-601-500-40	32 1B	1593-612-005-00	37 2
1593-554-312-00	29 12A	1593-601-500-50	32 1C	1593-612-220-10	37 6
1593-554-500-10	29 1	1593-601-510-00	33 1	1593-612-230-00	37 9
1593-554-531-30	29 23	1593-601-510-10	33 1A	1593-616-001-50	37 16
1593-555-011-00	30 1	1593-601-510-20	33 1B	1593-616-002-40	37 17
	45 10	1593-601-524-10	33 2	1593-616-004-20	34 2
1593-555-012-00	30 2	1593-601-525-10	33 3		37 12
	45 11	1593-601-561-20	32 15	1593-616-500-20	37 10
1593-555-013-00	30 3	1593-601-561-30	32 15A	1593-621-001-30	38 17
	45 12	1593-601-581-20	32 18	1593-621-001-40	38 17A
1593-555-300-00	45 9	1593-601-581-30	32 18A	1593-621-002-10	38 18
1593-557-001-30	31 2	1593-606-006-10	34 4	1593-621-004-00	38 19
1593-557-007-20	31 7		37 15	1593-621-004-10	38 19A
1593-557-220-50	31 6	1593-606-500-30	34 1	1593-621-100-00	38 8
1593-557-500-40	31 1	1593-606-500-40	34 1A	1593-621-102-00	38 9
1593-557-570-40	31 11	1593-606-500-50	34 1B	1593-621-103-00	38 10
1593-558-220-30	31 12	1593-606-500-60	34 1C	1593-621-104-00	38 11
1593-558-226-00	31 13	1593-606-500-70	34 1D	1593-621-230-30	38 6
1593-558-227-00	31 14	1593-611-001-00	35 14B	1593-621-250-00	38 12
1593-601-002-30	32 13		36 14B	1593-621-250-10	38 12A
1593-601-002-40	32 13A	1593-611-011-10	35 2	1593-621-252-00	38 13
1593-601-008-10	33 12		36 2	1593-621-253-00	38 14
1593-601-008-20	33 12A	1593-611-011-20	35 2A	1593-621-254-00	38 15
1593-601-008-30	33 12B		36 2A	1593-621-500-10	38 1
1593-601-009-00	32 10	1593-611-012-00	35 9	1593-621-500-30	38 1A
1593-601-054-00	33 15		36 9	1593-621-510-30	38 2
1593-601-061-20	33 14	1593-611-013-00	35 10	1593-621-520-20	38 4
1593-601-061-30	33 14A		36 10	1593-622-001-00	39 7
1593-601-061-40	33 14B	1593-611-014-00	35 16	1593-622-001-10	39 7A
1593-601-062-20	32 2		36 16		39 15
1593-601-064-20	33 6	1593-611-058-00	35 13	1593-622-211-10	38 24
1593-601-065-10	25 4		36 13	1593-622-240-00	39 3
1593-601-067-10	32 3	1593-611-200-10	35 8		39 11
1593-601-067-20	32 3A	1593-611-200-20	35 8A	1593-622-250-00	39 2
1593-601-067-30	32 3B		36 8		39 10
1593-601-069-00	25 3	1593-611-200-30	35 8B	1593-622-260-10	39 1
1593-601-071-00	32 4		36 8A	1593-622-270-00	39 5
1593-601-072-00	32 5	1593-611-200-40	35 8C		39 13

PART CODE	FIG. KEY	PART CODE	FIG. KEY	PART CODE	FIG. KEY
1593-622-330-00	39 9	1593-623-620-10	41 1D	1593-905-007-00	44 14
1593-623-001-00	5 16	1593-623-620-20	41 1E	1593-905-008-00	44 16
	6 17	1593-630-200-10	42 1	1593-905-008-10	44 16A
	40 10	1593-630-210-00	42 2	1593-906-001-00	44 19
	41 16		42 10	1593-906-002-10	44 20
1593-623-002-00	40 9	1593-630-211-00	42 3	1593-906-002-20	44 20A
	41 15		42 11	1593-906-002-30	44 20B
1593-623-003-00	40 11	1593-630-220-10	42 6	1593-906-003-00	44 21
	41 17		42 14	1593-906-006-00	44 22
1593-623-004-00	41 9	1593-630-222-00	42 7	1593-906-007-00	44 23
1593-623-203-00	40 2	1593-630-300-00	42 9	1593-906-008-00	44 25
	41 4	1593-901-001-00	43 1	1593-907-001-00	44 28
1593-623-270-00	35 3	1593-901-002-00	43 2	1593-907-002-00	44 29
	36 3	1593-901-003-00	43 3	1593-907-002-10	44 29A
1593-623-270-10	35 3A	1593-901-003-10	43 3A	1593-907-003-00	44 30
1593-623-272-00	36 3A	1593-901-005-00	43 5	1593-907-004-00	44 31
	35 4	1593-901-005-10	43 5A	1593-907-005-00	44 32
	36 4	1593-901-006-10	43 6	1593-907-006-00	44 33
1593-623-273-00	35 5	1593-901-006-20	43 6A	1593-907-007-00	44 34
	36 5	1593-901-008-00	43 7	1593-907-007-10	44 34A
1593-623-500-30	40 1	1593-901-009-00	44 8	1593-910-001-00	44 36
1593-623-500-40	40 1A		44 17	1593-910-001-10	44 36A
	41 1	1593-901-009-10	44 26	1593-910-006-00	44 41
1593-623-500-50	40 1B		44 8A	1593-910-008-00	44 43
	41 1A		44 17A	1600-112-231-00	5 14
1593-623-500-60	40 1C	1593-901-013-00	43 4		6 13
	41 1B	1593-901-013-10	43 4A	1600-112-232-00	5 10
1593-623-500-70	40 1D	1593-901-014-10	43 12		5 15
1593-623-500-80	40 1E	1593-901-015-00	43 13		6 9
1593-623-502-00	40 6		45 2		6 14
1593-623-503-00	41 6	1593-901-200-00	45 1	1600-505-007-00	7 9A
	40 7	1593-904-001-00	44 1	1600-902-023-00	44 6
	41 7	1593-904-002-10	44 2	1614-922-200-10	46 1
1593-623-504-00	40 8	1593-904-002-20	44 2A	1631-401-300-00	22 15A
	41 8	1593-904-002-30	44 2B	1631-401-310-00	22 17A
1593-623-510-30	40 12	1593-904-003-00	44 3	1631-611-210-00	36 1
1593-623-510-40	40 12A	1593-904-006-00	44 4	1631-611-210-10	36 1A
	41 18	1593-904-007-00	44 5	1631-611-210-20	36 1B
1593-623-520-00	19 45	1593-904-008-00	44 7		45 14
	40 24	1593-905-001-00	44 10	1631-910-002-00	44 37
1593-623-530-00	41 30	1593-905-002-10	44 11	1631-910-003-00	44 38
	40 14A	1593-905-002-20	44 11A	1631-910-004-00	44 39
	41 20	1593-905-002-30	44 11B	1631-910-005-00	44 40
1593-623-610-00	41 10	1593-905-003-00	44 12	1631-910-005-10	44 40A
1593-623-620-00	41 1C	1593-905-006-00	44 13	1631-910-007-00	44 42

1593-098-100-00

PART CODE	FIG. KEY	PART CODE	FIG. KEY	PART CODE	FIG. KEY
1636-901-009-00	43 10	3640-711-001-00	35 14A		41 25
	45 3		36 14A	3756-315-001-00	35 14
1636-901-015-00	43 11	3642-496-002-10	29 6		36 14
1640-903-013-00	44 17B	3642-496-200-10	29 11	3768-154-006-00	12 17
1640-903-016-00	44 18	3642-496-201-00	29 12	3908-170-020-00	34 5A
1640-903-033-00	44 8B	3642-496-202-00	29 13		37 14A
1640-903-036-00	44 9	3643-586-001-00	4 20	4106-105-303-00	7 5
1640-904-013-00	44 26A	3645-381-001-00	29 4		18 15
1640-904-016-00	44 27	3645-383-001-00	38 7		19 43
1640-905-013-00	44 40B	3646-703-001-00	18 5		20 43
1640-905-016-00	44 44	3648-703-001-00	18 5A	4301-210-002-00	32 11
2111-101-011-00	9 13	3650-261-261-00	41 11		38 25A
2111-441-027-10	15 19	3650-262-202-00	40 3	4319-911-001-00	46 4
2144-117-002-00	35 19A		41 5	6213-200-002-10	4 1
	36 19A		41 5A	6219-755-001-00	4 3
2145-542-230-00	40 29		42 7A	7955-201-026-00	9 18
	41 35		42 15	8523-202-241-00	17 1
2500-901-027-00	43 9	3650-270-214-00	38 3	8523-202-242-00	17 2
	45 4	3650-281-250-00	40 13	J061-209-011-00	4 11
2502-407-001-10	18 2A		41 19	J061-210-012-00	4 9
2703-101-020-00	12 26	3652-261-202-00	5 13		4 15
2706-501-003-00	37 7A		6 12		4 18
2706-501-004-00	37 8A	3656-221-001-10	22 2		4 21
3555-601-006-00	37 7	3659-310-004-00	4 19	J061-210-015-00	2 20
3555-601-007-00	37 8	3661-212-001-00	32 6	J061-211-013-00	4 10
3560-201-015-00	37 4		37 11		4 16
3600-201-013-00	15 29	3664-276-001-00	19 46	J061-232-040-00	2 12
3610-631-002-00	19 44		40 28	J061-238-046-00	2 13
	32 8		41 34	J061-247-055-00	3 14
3614-261-002-00	38 16	3666-202-005-00	22 4A	J062-081-087-00	4 22
	38 23	3737-112-006-00	12 4	J910-000-200-00	43 8
3621-702-003-00	15 24	3737-113-005-00	9 8	V111-163-002-00	19 47
	24 7	3737-172-009-00	33 11		40 25
3623-820-013-00	22 6	3737-172-010-00	39 8		41 31
3625-212-007-00	24 17		39 16	V112-168-001-60	22 14
3626-276-003-00	5 17		40 17	V120-366-001-60	32 16
	6 18		41 23		32 19
3631-221-001-00	1 9	3737-172-011-00	1 5		38 25
3631-270-003-00	38 5	3746-172-013-00	25 18		40 15
	39 6		40 18		40 16
	39 14		41 24		41 21
3640-108-002-10	22 21		42 8		41 22
3640-220-004-00	12 9		42 16	V200-260-501-60	29 14
3640-220-005-00	12 11	3746-185-014-00	29 16	V200-261-001-20	19 20
3640-547-004-00	9 2		40 19		20 20

PART CODE	FIG. KEY	PART CODE	FIG. KEY	PART CODE	FIG. KEY
V201-260-801-60	9 16		30 4		6 15
V201-260-803-00	9 10		45 13		12 10
V201-260-804-00	9 11	V211-260-803-00	29 3		15 14
V201-260-805-00	31 8	V211-260-804-00	19 38		31 9
V201-260-808-50	9 14		20 37		33 16
V201-261-005-00	15 22	V211-260-805-00	19 28		35 19
	31 4		20 27		36 19
V201-261-006-00	29 24	V211-261-002-00	15 6	V304-260-010-00	2 25
V201-360-804-50	8 9		23 6		7 7
V201-361-002-50	22 11		26 2		11 20A
V201-460-802-00	22 8		31 3		15 23
V201-461-003-00	9 24	V211-261-002-50	18 28		29 25
V203-461-002-00	1 3		21 2	V304-460-010-00	16 5
	5 19		25 6	V305-260-010-00	12 18
	6 20		29 2		
V203-461-002-50	13 8	V211-360-801-60	12 7		12 20
	18 34		25 19		35 15
V210-260-601-20	18 32		34 12		36 15
	26 4		40 21	V305-260-012-00	46 3
	33 13		41 27	V305-260-020-00	28 8
V210-260-601-60	7 4	V211-360-802-00	2 8	V328-261-110-00	8 5
	18 26		2 19	V328-262-110-00	24 12
	38 20		3 11		24 23
	42 4		5 7		25 14
	42 12		6 6	V328-262-112-00	24 8
V210-260-602-00	38 21		26 17		24 29
V210-260-602-50	19 32	V211-361-002-00	5 18		26 19
	20 31		6 19	V331-460-010-00	19 25
V210-360-601-60	4 5		12 19		20 25
	18 30	V211-561-002-00	3 3	V332-260-012-00	24 27
V210-360-602-00	32 7		21 4	V334-260-010-00	24 18
	25 11	V211-561-002-50	22 24	V350-160-004-00	33 4
	25 17		28 17	V350-160-006-00	32 14
V211-260-801-60	4 2		45 8	V360-260-006-00	4 6
	5 11	V211-660-802-00	3 5		34 11
	6 10	V271-160-602-50	3 8		42 5
	14 2	V300-250-005-00	34 9		42 13
	29 10	V301-260-006-00	1 10	V361-260-006-00	33 5
	32 9		5 6	V363-260-008-00	12 13
V211-260-802-00	10 10		6 5		14 7
	22 16		18 13		15 21
	22 18		35 6		19 50
	22 20		36 6		20 42
V211-260-802-50	1 15		41 12		25 20
	29 5	V304-260-008-00	1 7		34 7

1593-098-100-00

PART CODE	FIG. KEY	PART CODE	FIG. KEY	PART CODE	FIG. KEY
V363-260-010-00	40 22 41 28 2 24 11 20 28 3		15 12 15 16 18 10 19 40 20 39	V500-163-002-50	18 17 24 9 24 31 26 22 28 5
V401-160-003-00 V401-160-005-00 V401-160-006-00	19 48 40 26 41 32 29 15 1 11		22 10 31 10 31 16 34 3A 37 3	V500-163-003-00 V520-101-001-80 V580-140-502-00	28 10 15 3 13 15 8 15 12 22
V401-160-008-00	33 10 35 7 36 7 41 14 1 8	V411-260-010-00	37 13A 2 26 5 21 6 22 7 8	V580-140-503-20 V590-131-220-00 V600-110-600-40	24 6 8 16 19 5 19 12 20 5
	6 16 8 10 8 14 9 15 12 5		15 30 18 16 25 15 28 15 29 26	V600-110-600-50 V600-110-600-70	20 12 26 12 10 2 19 9 19 17
V401-160-010-00	22 9 33 17 35 18 36 18 1 4	V411-260-012-00	35 11 36 11 15 26 26 20 29 21	V600-110-620-20 V600-110-620-30	20 9 20 17 19 22 20 22 19 2
	5 20 6 21 9 25 11 22 13 9	V411-260-014-00 V411-260-018-00 V411-260-020-00 V500-162-501-50	28 4 28 9 24 5 15 2 7 11	V600-110-620-60 V600-110-620-70 V600-110-630-40 V600-110-630-50	20 2 11 8 13 14 11 9 11 2
	16 6 18 35 19 26 20 26 22 12	V500-162-502-00 V500-162-502-50	37 5 24 14 24 25 25 16 8 7	V600-140-600-40 V600-150-600-50 V600-150-620-20 V600-150-620-30	26 13 18 22 29 7 8 3 24 20
V401-160-012-00 V401-250-000-00 V411-260-003-00	24 13 24 30 26 21 34 10 19 49	V500-163-001-50	15 17 15 31 18 11 19 41 20 40	V600-150-620-50 V607-150-620-20 V653-425-331-50 V653-430-403-00	29 18 27 5 29 19 10 3 9 3
V411-260-006-00 V411-260-008-00	40 27 41 33 7 10 41 13 12 14	V500-163-002-00	31 17 15 27 29 22 35 12 36 12	V654-420-241-00 V654-425-311-30 V682-200-001-00	9 19 11 25 13 3 19 18 20 18

PART CODE	FIG. KEY	PART CODE	FIG. KEY	PART CODE	FIG. KEY
V704-140-015-00	14 4 18 3 18 6	V999-200-003-00	16 3 17 3 27 3		
V704-140-016-00	13 13	W201-261-009-00	12 16		
V704-140-017-00	14 4A				
V704-140-020-00	19 13 20 13				
V704-140-025-00	10 4 13 5 18 23				
V704-140-035-00	19 10 20 10				
V705-140-035-00	19 23 20 23 29 8				
V705-140-040-00	8 4 24 21				
V705-140-042-00	9 4 9 20 26 9				
V705-140-047-00	26 14 10 6 18 24				
V720-101-900-80	9 17				
V720-101-901-00	19 21				
V720-102-401-10	20 21 12 2				
V720-102-401-20	11 23				
V721-103-105-00	9 7 19 35				
V740-130-420-80	20 34 9 6 9 22				
V742-120-420-60	26 10				
V744-112-250-70	19 30				
V744-120-350-70	20 29 9 23				
V744-125-470-80	10 7				
V744-130-420-80	9 5 9 21				
V744-135-550-80	19 29 20 28				
V760-150-000-00	23 3				
V762-150-000-00	15 4 23 4				



**Yvan Béal - 21, av. de l'Agriculture - B.P. 16
Z.I. du Brézet - 63014 Clermont-Ferrand Cedex 2
Tél : 04 73 91 93 51 - Télécopie : 04 73 90 23 11
www.yvanbeal.fr - E-mail : info@yvanbeal.fr
R.C.S. Clermont-Fd B 304 973 886 - S.A.S. au capital de 612 000 €**