



PIECES DETACHEES

Autoportée

SG153H

**SG153H-E20S, 48E20, 48E20S, 48E40,
48E40S, 48E50, 48E50S,
48E50T, 48RE40, 48RE40S**



1608-097-1000-0

03-000155-050215

- ⑤ The following symbol classifies parts to be used for machines.

˘ * ˘ means standard parts.

˘ T ˘ shows that the parts can be installed as optional parts.

˘ R ˘ shows that the parts can be used as applicable parts to replace originally equipped parts.

- ⑥ Serial number : upper row shows the serial number for the first product and lower row for the last product.

Example : Serial no. 1 through to serial no. 1999.

- ⑦ ITC : Interchangeability

˘ 1 ˘ ...OLD ← NEW

New parts can be used in place of the old parts.

˘ 2 ˘ ...OLD → NEW

Old parts can be used in place of the new parts.

˘ 3 ˘ ...OLD ↔ NEW

Old parts and new parts can not be replaced each other.

- ⑧ COL : Color code

Color is signified with color code number for colored parts.

Please see the color list shown in the next page.

- ⑨ GRP : Parts shown in this column can be replaced by SET parts.

Exsample : Parts marked Ⓐ can be replaced by parts marked Ⓑ, and Ⓒ for Ⓓ, so the rest follow in the same alphabetical order.

- ⑩ Remarks

* Other maker's part code number is shown in this column.

* When Fig. No. is shown in the Remark column of SET parts or ASSY parts, each of their component parts are listed in said Fig. No.

3. Color :

The following colors are used for color parts.

COLOR CODE	C O L O R	SPRAY TYPE CODE NUMBER	PAINTS 4K DRUM	PAINTS 16K DRUM
4 G	GRYSTAL BLUE	1300-957-001-10	1300-957-003-00	1300-957-004-00
6 G	SUMMER WHITE	1300-958-001-00	1300-958-003-00	1300-958-004-00
7 F	MIRROR BLACK	1300-954-001-10	1300-954-003-00	1300-954-004-00
8 E	SILVER MIST	1300-968-001-10	1300-968-003-00	1300-968-004-00

NOTE : Color code is signified only for the parts assigned by the maker as color parts.

4. Serial Numbers:

- 1) For engines serial number is stamped on CYLINDER BLOCK ASSY.

Please see Fig. No. 5 - 1.

- 2) For chassies serial number is shown on the LABEL.

Please see



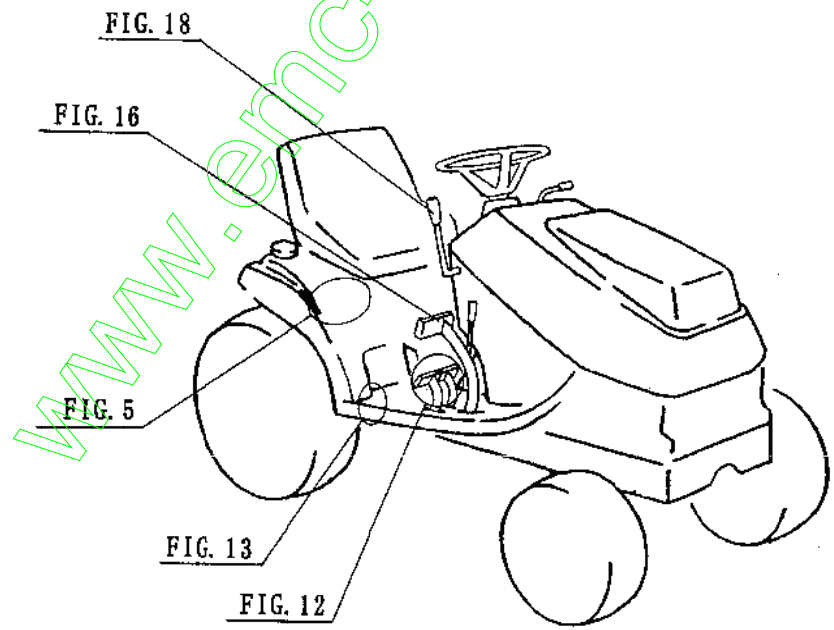
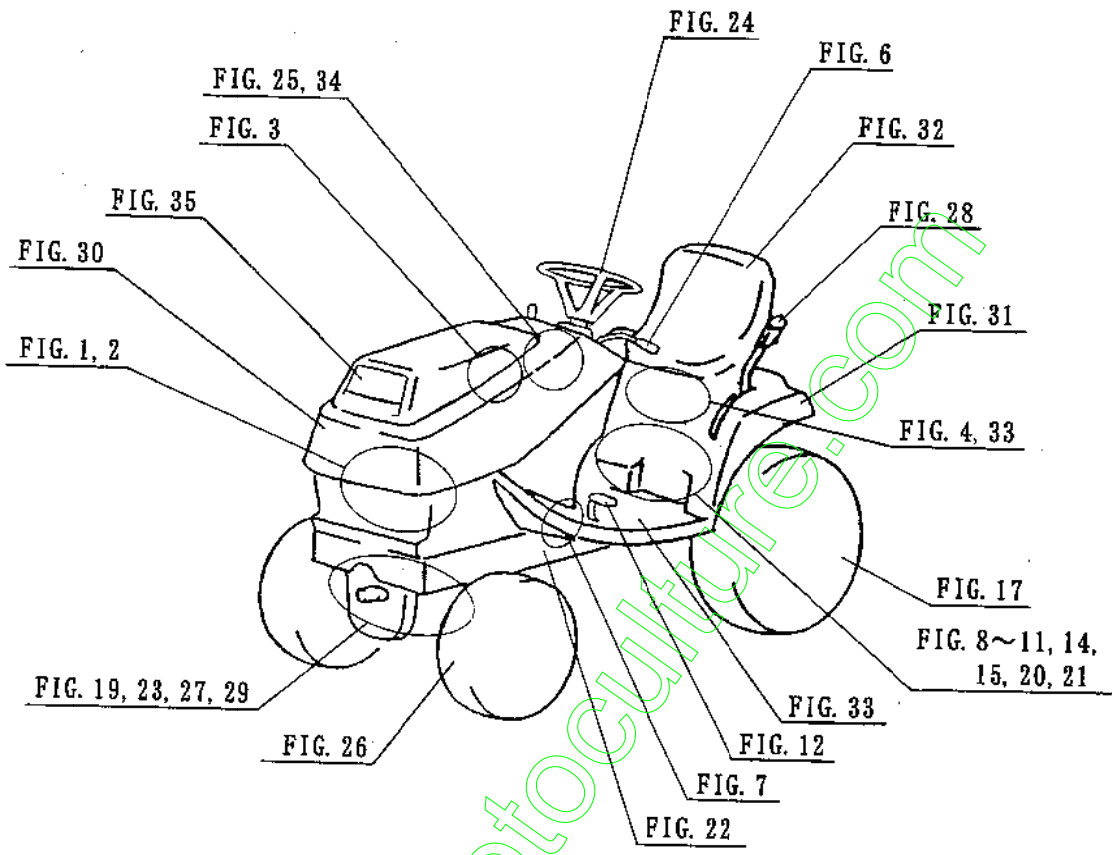
5. Parts Order

- 1) Parts numbers listed in the parts catalogue are all registered in "ISEKI on-line computer".
- 2) When you order parts, please make sure of correct numbers.
- 3) When substitute parts is available, the part number ordered will be automatically turned to a new part number.
- 4) Please be sure to use "ISEKI GENUINE PARTS".

Any other similar parts other than ISEKI parts when used may cause a trouble that makes us unable to repair or guarantee the warrant.

P. 1 *** STRUCTURE TABLE OF MODEL ***

M O D E L F I G	S G									
	1E444	44444	4							
	52888	88888	8							
	30EEE	EEEE	R							
	HS224	4555E	E							
	000	00004	4							
	S	S STO	0							
			S							
1	****	*****	*							
2	****	*****	*							
3	****	*****	*							
4	****	*****	*							
5	****	*****	*							
6	****	*****	*							
7	****	*****	*							
8	****	*****	*							
9	****	*****	*							
10	****	*****	*							
11	****	*****	*							
12	****	*****	*							
13	****	*****	*							
14	****	*****	*							
15	****	*****	*							
16	****	*****	*							
17	****	*****	*							
18	****	*****	*							
19	****	*****	*							
20	TTTT	TTTTT	T							
21	TTTT	TTTTT	T							
22	****	*****	*							
23	****	*****	*							
24	****	*****	*							
25	****	*****	*							
26	****	*****	*							
27	****	*****	*							
28	****	*****	*							
29	****	*****	*							
30	****	*****	*							
31	****	*****	*							
32	****	*****	*							
33	****	*****	*							
34	****	*****	*							
35	TTTT	TTTTT	T							
36	* *	* **	*							
37	* *	* *	*							
38	****	*****	*							
39	***									
40		**								
41	*	* *	*							
42		*								
43	TTTT	TTTTT	T							
44	****	*****	*							



CONTENTS

SG153H

ENGINE (E262-G)

CYLINDER HEAD	Fig. 1
CYLINDER HEAD COVER	Fig. 2
INLET MANIFOLD	Fig. 3
EXHAUST MANIFOLD	Fig. 4
CYLINDER BLOCK	Fig. 5
BEARING/UNDER SIZE (OPTION)	Fig. 6
OIL PAN.....	Fig. 7
REAR PLATE	Fig. 8
TIMING GEAR CASE	Fig. 9
HANGER	Fig. 10
VALVE	Fig. 11
CAM SHAFT	Fig. 12
PISTON	Fig. 13
PISTON/OVER SIZE (OPTION)	Fig. 14
CRANK SHAFT	Fig. 15
OIL PUMP	Fig. 16
WATER PUMP	Fig. 17
COOLING FAN.....	Fig. 18
INJECTION NOZZLE	Fig. 19
INJECTION PUMP	Fig. 20
FUEL PIPE	Fig. 21
ELECTRIC (1)	Fig. 22
ELECTRIC (2)	Fig. 23
REPAIR KIT	Fig. 24
6 2 1 5 - 3 0 0 - 0 0 5 - 0 0	Fig. 25
6 2 1 5 - 6 0 0 - 0 5 7 - 0 0	Fig. 26
6 2 8 1 - 1 0 0 - 0 0 3 - 0 0	Fig. 27
6 2 8 1 - 2 0 0 - 0 0 7 - 0 0	Fig. 28

CONTENTS

SG153H

ENGINE (E262-G01)

CYLINDER HEAD	Fig. 1
CYLINDER HEAD COVER	Fig. 2
INLET MANIFOLD	Fig. 3
EXHAUST MANIFOLD	Fig. 4
CYLINDER BLOCK	Fig. 5
BEARING/UNDER SIZE (OPTION)	Fig. 6
OIL PAN.....	Fig. 7
REAR PLATE	Fig. 8
TIMING GEAR CASE	Fig. 9
HANGER	Fig. 10
VALVE	Fig. 11
CAM SHAFT	Fig. 12
PISTON	Fig. 13
PISTON/OVER SIZE (OPTION)	Fig. 14
CRANK SHAFT	Fig. 15
OIL PUMP	Fig. 16
WATER PUMP	Fig. 17
COOLING FAN.....	Fig. 18
INJECTION NOZZLE	Fig. 19
INJECTION PUMP	Fig. 20
FUEL PIPE	Fig. 21
ELECTRIC (1)	Fig. 22
ELECTRIC (2)	Fig. 23
REPAIR KIT	Fig. 24
6 2 1 5 - 3 0 0 - 0 0 5 - 0 0	Fig. 25
6 2 1 5 - 6 0 0 - 0 5 7 - 0 0	Fig. 26
6 2 8 1 - 1 0 0 - 0 0 3 - 0 0	Fig. 27
6 2 8 1 - 2 0 0 - 0 1 6 - 0 0	Fig. 28

CONTENTS

CHASSIS

ENGINE BRACKET SYSTEM	Fig. 1
RADIATOR SYSTEM	Fig. 2
MUFFLER AND AIR CLEANER SYSTEM	Fig. 3
FUEL FILTER AND FUEL HOSE SYSTEM	Fig. 4
BATTERY SYSTEM	Fig. 5
ACCELERATOR SYSTEM	Fig. 6
DRIVE SHAFT SYSTEM	Fig. 7
TRANSMISSION CASE SYSTEM	Fig. 8
TRANSMISSION GEAR SYSTEM	Fig. 9
HST SYSTEM(1)	Fig. 10
HST SYSTEM(2)	Fig. 11
HST SYSTEM(3)	Fig. 12
HST (UNLOAD) SYSTEM	Fig. 13
DIFFERENTIAL GEAR AND WHEEL SHAFT SYSTEM	Fig. 14
BRAKE SYSTEM	Fig. 15
BRAKE PEDAL AND ARM SYSTEM	Fig. 16
REAR TIRE SYSTEM	Fig. 17
PTO CLUTCH SYSTEM	Fig. 18
PTO SHAFT SYSTEM	Fig. 19
REAR PTO SYSTEM(OPTION)	Fig. 20
REAR HITCH SYSTEM(OPTION)	Fig. 21
CHASSIS AND FRONT AXLE SYSTEM	Fig. 22
KNUCKLE ARM SYSTEM	Fig. 23
STEERING WHEEL SYSTEM	Fig. 24
STEERING SYSTEM	Fig. 25
FRONT TIRE SYSTEM	Fig. 26
LIFT AND LINK SYSTEM	Fig. 27
LIFT CAM SYSTEM	Fig. 28
PTO COVER SYSTEM	Fig. 29
HOOD SYSTEM	Fig. 30

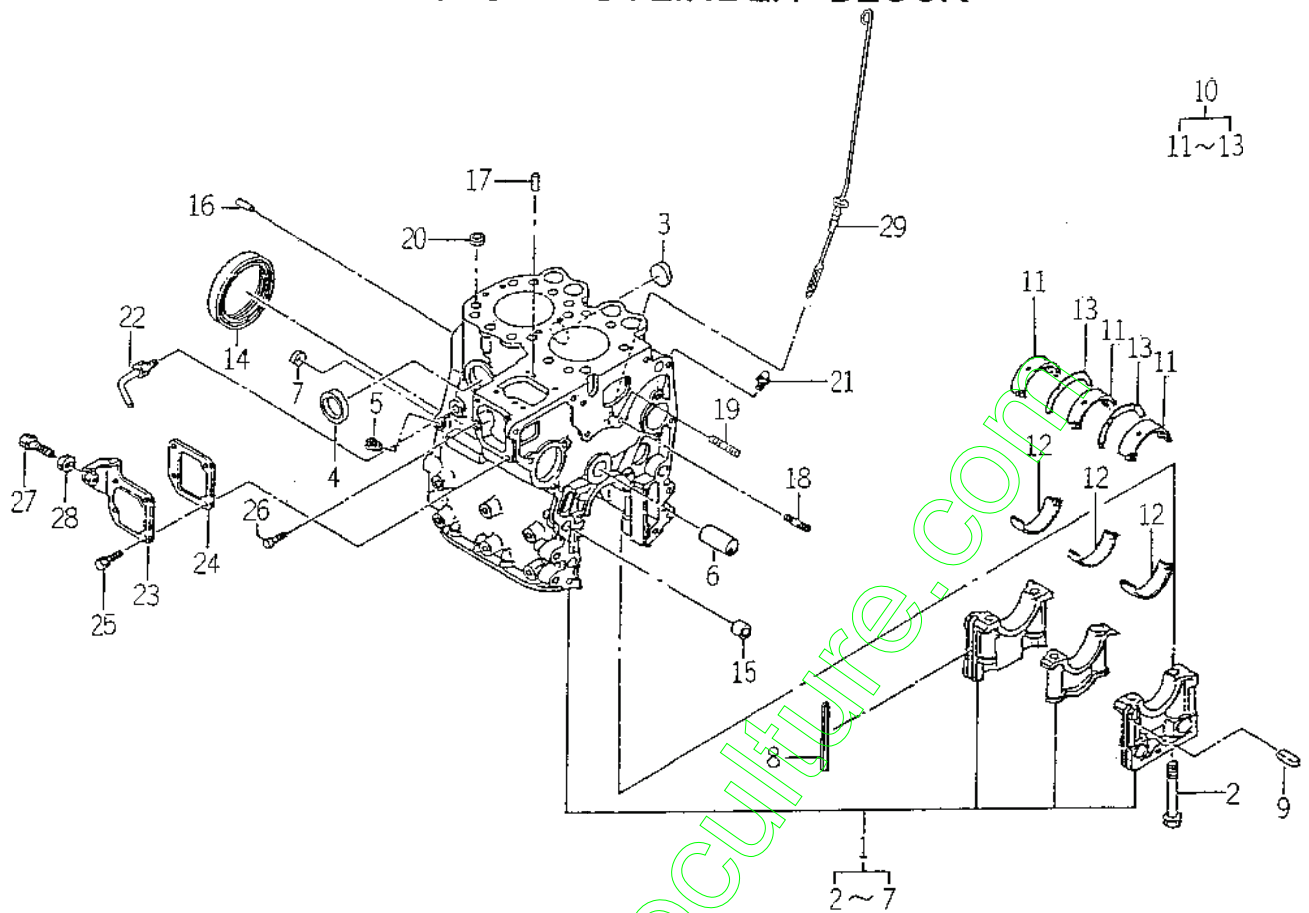
FENDER SYSTEM	Fig. 31
SEAT SYSTEM	Fig. 32
FUEL TANK AND STEP SYSTEM	Fig. 33
PANEL SYSTEM	Fig. 34
HEAD LAMP AND HOUR METER SET (OPTION)	Fig. 35
HARNESS SYSTEM (EXCEPT S TYPE)	Fig. 36
HARNESS SYSTEM (S TYPE)	Fig. 37
MARK AND TOOL	Fig. 38
LABEL (E20 TYPE)	Fig. 39
LABEL (E50 TYPE EXCEPT T)	Fig. 40
LABEL (E40 TYPE)	Fig. 41
LABEL (E50T TYPE)	Fig. 42
BUMPER WEIGHT SET (OPTION)	Fig. 43
COMPONENT PARTS FOR K211 - 012 - 000 - 00 ON FIG 11	Fig. 44
WIRING DIAGRAM/SG153	
WIRING DIAGRAM/SG153/S	
REAL WIRING DIAGRAM/SG153	
REAL WIRING DIAGRAM/SG153/S	

ENGINE

E262 – G...SG153H
(EXCEPT S)

www.emc-motocultiv.com

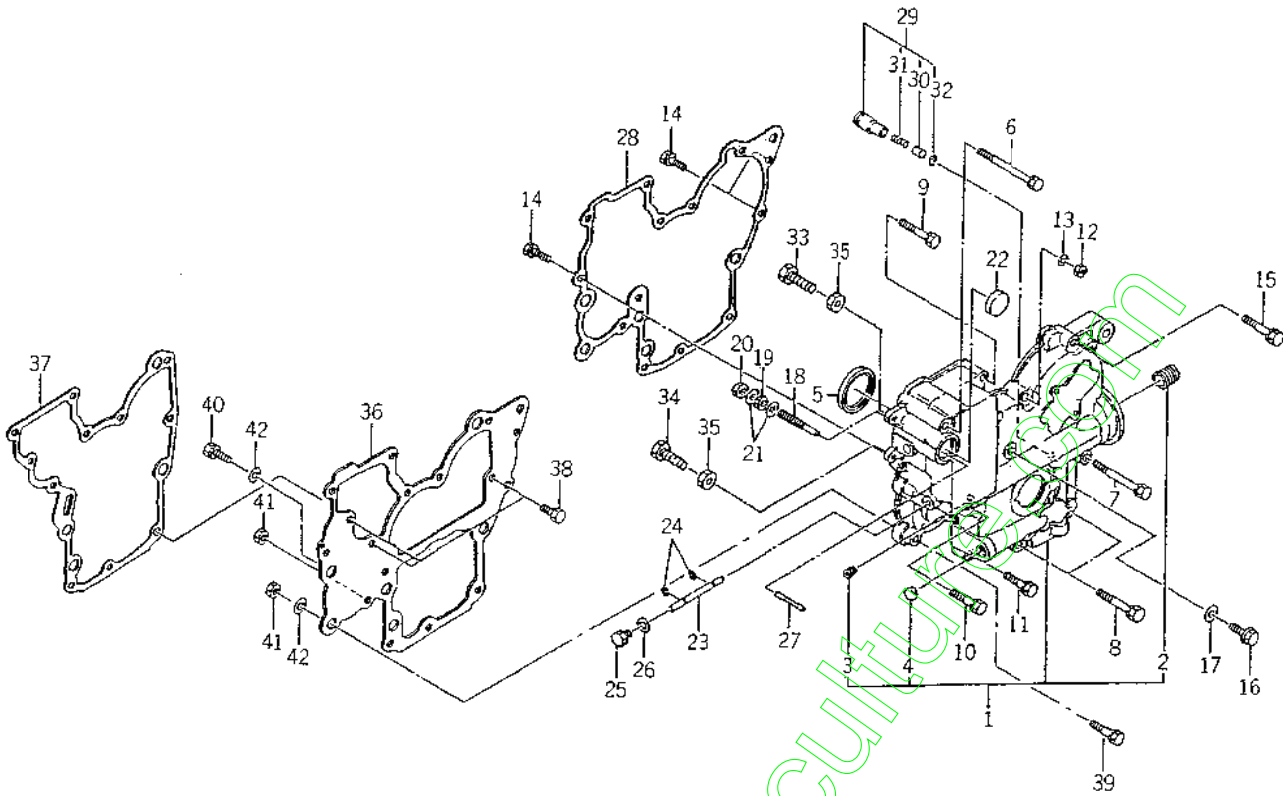
FIG. 5 CYLINDER BLOCK



EC05-501L

KEY	PART CODE	DESCRIPTION	QTY	TYPE OF MODEL		I T C	C O L	G R P	REMARKS
				E262-G					
1	6211-210-021-10	CYLINDERBLOCK ASSY	1	*					
2	6209-000-004-00	BOLT	6	*					
3	6209-610-001-00	CAP,SEALING	1	*					
4	6911-219-195-00	CAP,SEALING	3	*					
5	6509-605-019-10	PLUG	2	*					
6	6212-531-005-10	PIN, IDLEGEAR	1	*					
7	6911-129-083-00	CAP,SEALING	1	*					
8	6211-258-001-00	SEAL, BEARING CAP	4	*					
9	6211-258-002-00	SEAL, BEARING CAP/7	2	*					
10	6211-510-002-00	METAL, CRANK	1	*					
11	6211-511-003-00	BEARING/CRANK/UPPER	3	*					
12	6211-511-004-00	BEARING/CRANK/LOWER	3	*					
13	6211-599-001-10	BEARING, THRUST CRANK	2	*					
14	6209-625-001-00	SEAL, OIL	1	*					
15	6209-749-001-10	PIN, TUBE	2	*					
16	6908-160-816-00	PIN	2	*					
17	6908-160-510-00	PIN	2	*					
18	6904-110-840-00	STUD/M8X40	1	*					
19	6904-110-818-00	STUD	1	*					
20	6894-453-344-00	DOWEL	2	*					
21	6909-902-299-00	NIPPLE	1	*					
22	6213-721-001-00	PIPE, WATER DRAIN	1	*					
23	6211-291-001-10	COVER, INJ PUMP	1	*					
24	6211-292-001-20	GASKET/COVER	1	*					
25	6901-910-612-00	BOLT, SEMS/M6X12	4	*					

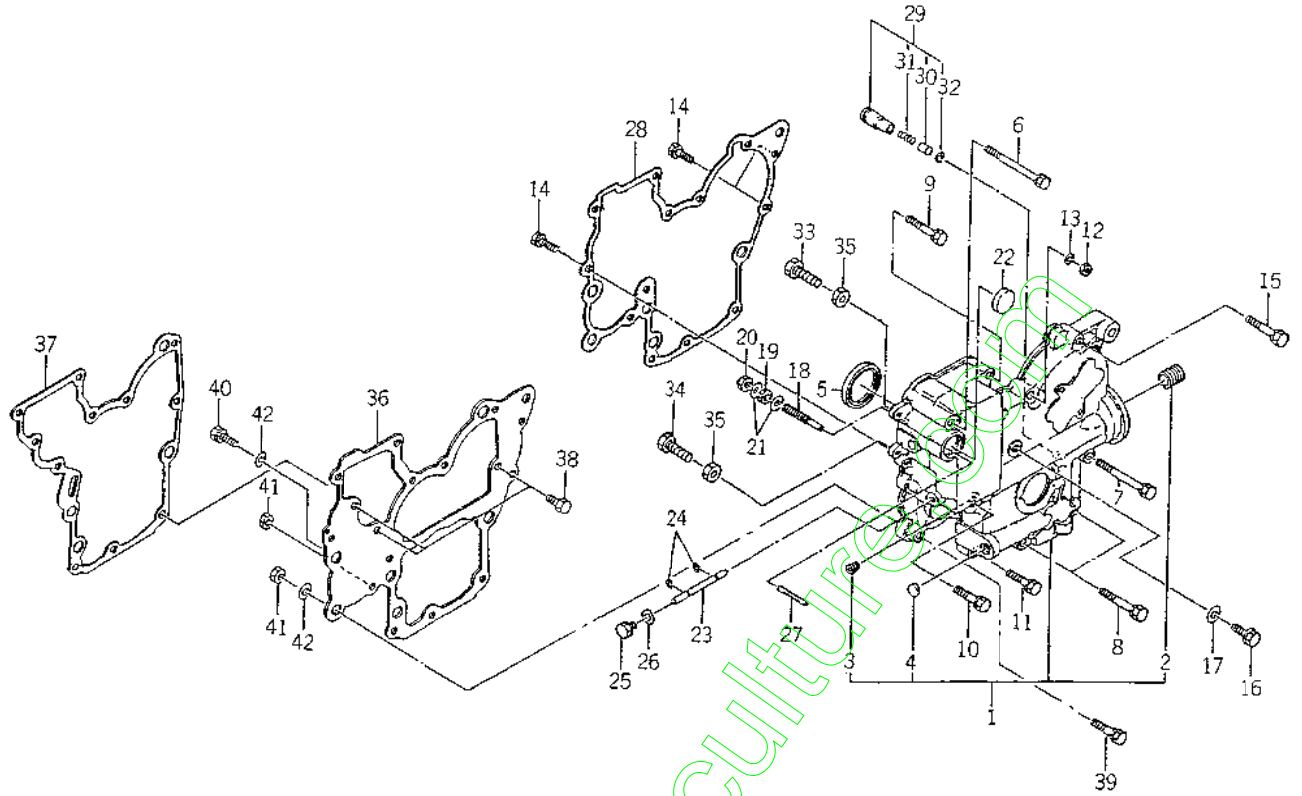
FIG. 9 TIMING GEAR CASE



6005-240C

KEY	PART CODE	DESCRIPTION	QTY	TYPE OF MODEL		I T C	C O L	G R P	REMARKS
				E262-G					
1	6211 - 310 - 006 - 20	GEARCASE ASSY	1	*					
2	6213 - 319 - 001 - 00	CONNECTOR,OIL FILTER	1	*					
3	6509 - 605 - 019 - 10	PLUG	3	*					
4	6209 - 610 - 002 - 10	CUP/SEALING/16	1	*					
5	6209 - 625 - 002 - 00	SEAL,OIL	1	*					
6	6209 - 030 - 005 - 00	BOLT/M8X85	1	*					
7	6209 - 030 - 006 - 00	BOLT/M8X75	1	*					
8	6509 - 000 - 084 - 00	BOLT/L = 55	2	*					
9	6509 - 030 - 037 - 00	BOLT	2	*					
10	6901 - 910 - 840 - 00	BOLT	1	*					
11	6901 - 910 - 835 - 00	BOLT,SEMS/M8X35	1	*					
12	6909 - 110 - 508 - 00	NUT/M8	1	*					
13	6909 - 150 - 508 - 00	WASHER	1	*					
14	V211 - 560 - 802 - 00	BOLT/M8X20	3	*					
15	6901 - 910 - 845 - 00	BOLT,SEMS/M8X45	1	*					
16	6209 - 046 - 001 - 00	BOLT/M8X30	1	*					
17	6909 - 920 - 843 - 00	PACKING	1	*					
18	6215 - 546 - 001 - 00	STOPPER,FULL - LOAD	1	*					
19	6209 - 409 - 001 - 00	NUT/M8	1	*					
20	V341 - 120 - 008 - 00	NUT,CAP/M 8	1	*					
21	6909 - 920 - 843 - 00	PACKING	2	*					
22	3625 - 540 - 004 - 00	CAP,BLANK/30	1	*					
23	6215 - 542 - 001 - 10	PIN/ARM	1	*					
24	V710 - 140 - 004 - 00	RING,SNAP/ 4 E	2	*					
25	6909 - 202 - 308 - 00	PLUG	1	*					

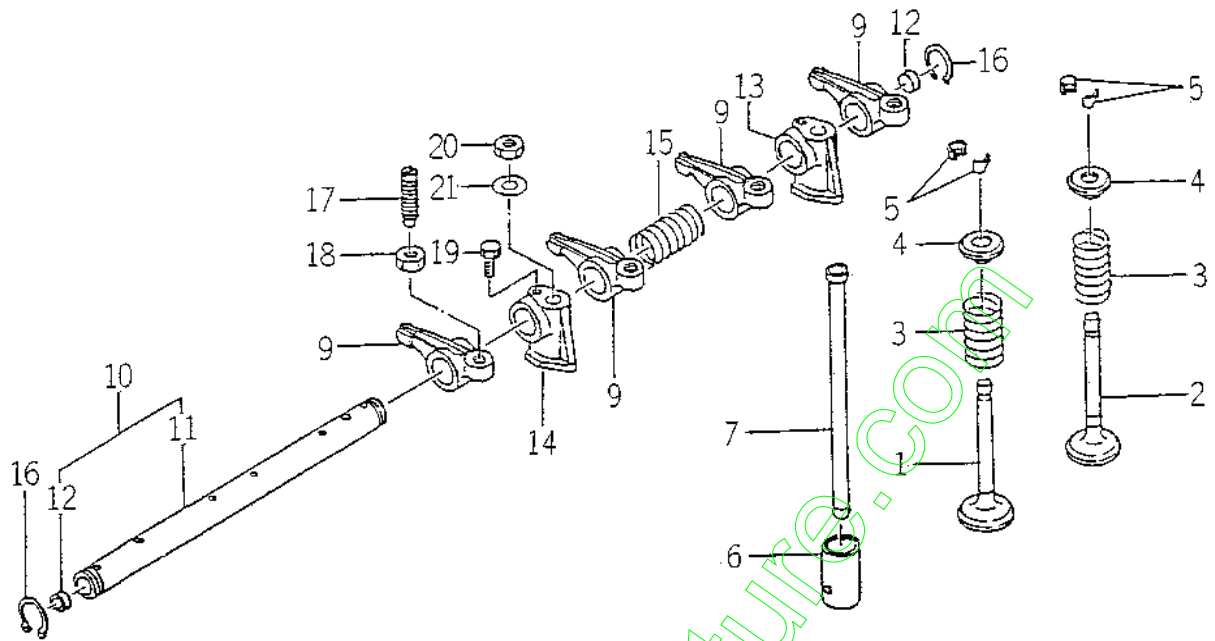
FIG. 9 TIMING GEAR CASE



6603-240C

KEY	PART CODE	DESCRIPTION	QTY	TYPE OF MODEL		I T C	C O L	G R P	REMARKS
				E262-G					
26	6909 - 920 - 843 - 00	PACKING	1	*					
27	6209 - 740 - 001 - 00	PIN,GROOVE	1	*					
28	6211 - 312 - 001 - 20	GASKET/GEARCASE	1	*					
29	6213 - 160 - 002 - 00	VALVE/RELIEF ASSY	1	*					
30	6213 - 161 - 001 - 00	PISTON/RELIEF VALVE	1	*					
31	6213 - 164 - 001 - 00	SPRING/RELIEF VALVE	1	*					
32	V705 - 140 - 012 - 00	RING,SNAP/12 C	1	*					
33	6209 - 050 - 001 - 00	BOLT/M6	1	*					
34	6209 - 050 - 002 - 00	BOLT/M6	1	*					
35	6909 - 110 - 406 - 00	NUT	2	*					
36	6211 - 311 - 005 - 10	PLATE,FRONT	1	*					
37	6211 - 312 - 002 - 20	GASKET/PLATE	1	*					
38	6902 - 050 - 816 - 00	BOLT	3	*					
39	6901 - 910 - 840 - 00	BOLT	2	*					
40	V211 - 560 - 802 - 50	BOLT,SEMS/M8X25 7T	1	*					
41	6909 - 110 - 508 - 00	NUT/M8	2	*					
42	6909 - 164 - 708 - 00	WASHER,PL/M8	2	*					

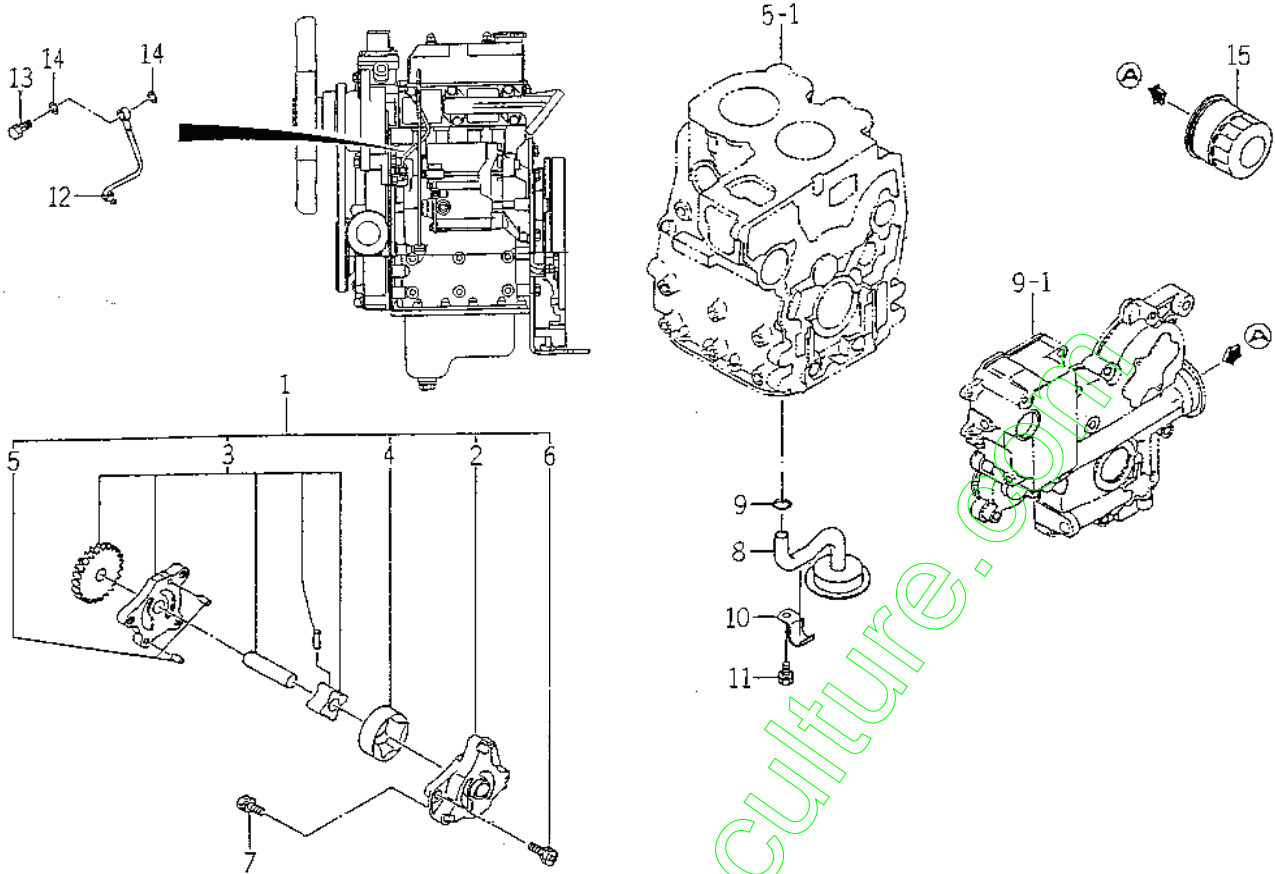
FIG. 11 VALVE



6003-301A

KEY	PART CODE	DESCRIPTION	QTY	TYPE OF MODEL		I T C	C O L	G R P	REMARKS
				E262-6					
1	6212 - 551 - 001 - 00	VALVE,INTAKE	2	*					
2	6212 - 552 - 001 - 00	VALVE,EXHAUST	2	*					
3	6212 - 561 - 001 - 00	SPRING,VALVE	4	*					
4	6212 - 563 - 001 - 00	SEAT,VALVE SPRING	4	*					
5	6212 - 565 - 001 - 00	CUTTER,VALVE	8	*					
6	6212 - 571 - 001 - 10	TAPPET	4	*					
7	6212 - 575 - 001 - 00	ROD,PUSH	4	*					
8	6212 - 600 - 003 - 00	SHAFT,ROCKER	1	*					
9	6212 - 611 - 004 - 10	ROCKERARM	4	*					
10	6212 - 620 - 002 - 10	SHAFT,ROCKER ARM ASSY	1	*					
11	6212 - 621 - 003 - 10	SHAFT/ROCKERARM	1	*					
12	6212 - 626 - 002 - 10	PLUG	2	*					
13	6212 - 628 - 004 - 00	BRACKET ROCKER SHAFT	1	*					
14	6212 - 628 - 005 - 00	BRACKET,ROCKER SHAFT	1	*					
15	6209 - 940 - 004 - 00	SPRING	1	*					
16	V704 - 140 - 016 - 00	RING,SNAP/16 C	2	*					
17	6212 - 616 - 002 - 00	SCREW ADJUST	4	*					
18	6209 - 409 - 003 - 00	NUT	4	*					
19	6209 - 000 - 002 - 00	BOLT	1	*					
20	6909 - 110 - 508 - 00	NUT/M8	2	*					
21	6909 - 164 - 508 - 00	WASHER,PL/M8	2	*					

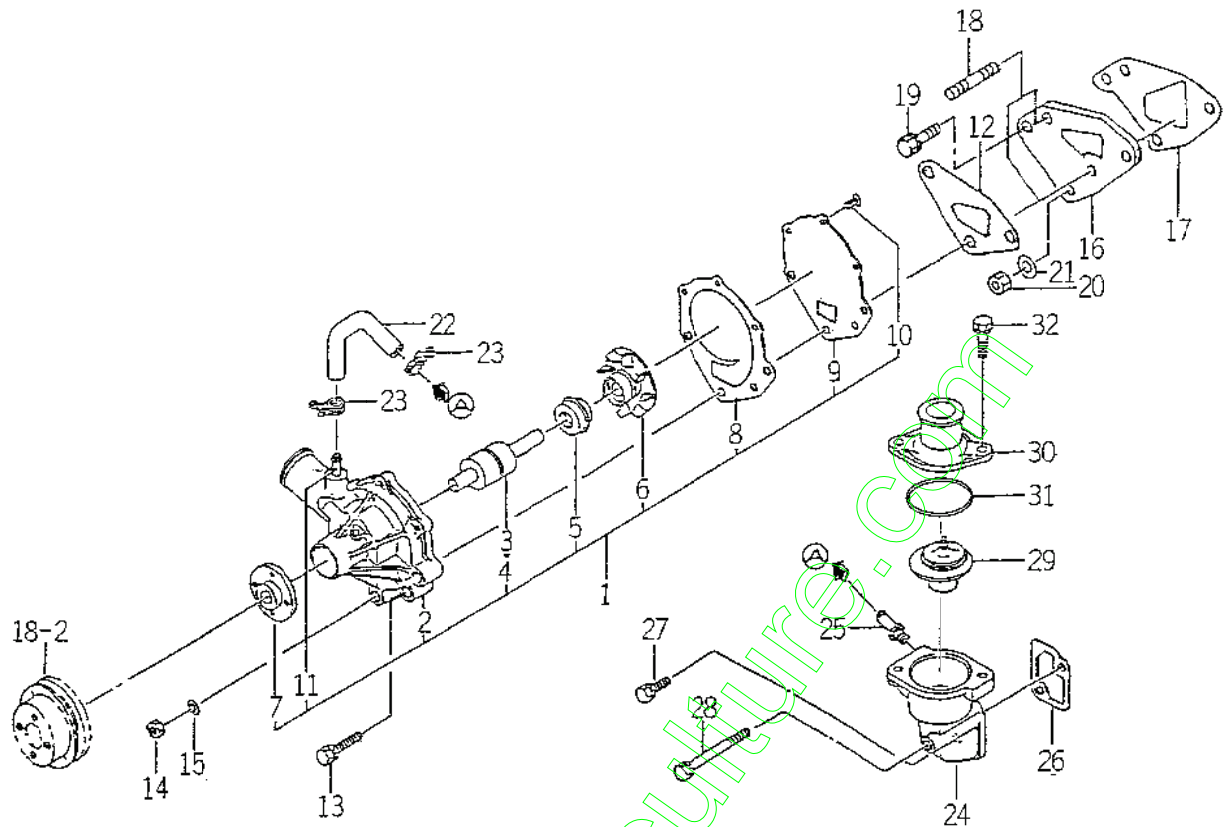
FIG. 16 OIL PUMP



E903-4CL7

KEY	PART CODE	DESCRIPTION	QTY	TYPE OF MODEL		I T C	C O L	G R P	REMARKS
				E262-G					
1	6213-100-003-20	PUMP,OIL ASSY	1	*					
2	6213-111-001-20	BODY/OILPUMP	1	*					
3	6213-120-003-00	GEAR/OILPUMP ASSY	1	*					
4	6213-125-001-00	ROTOR/OUTER	1	*					
5	6908-160-408-00	PIN/STRAIGHT	2	*					
6	6209-009-001-00	BOLT/WS	3	*					
7	6901-910-625-00	BOLT	3	*					
8	6213-140-004-10	STRAINER	1	*					
9	V720-102-401-50	O-RING/PT5	1	*					
10	6213-149-001-00	CLAMP,STRAINER	1	*					
11	6901-910-816-00	BOLT,SEMS/M8X16	1	*					
12	6213-311-003-10	PIPE,OIL	1	*					
13	6909-906-105-10	BOLT,JOINT	1	*					
14	6909-920-843-00	PACKING	2	*					
15	6213-240-002-00	CARTRIDGE,OIL FILTER	1	*					

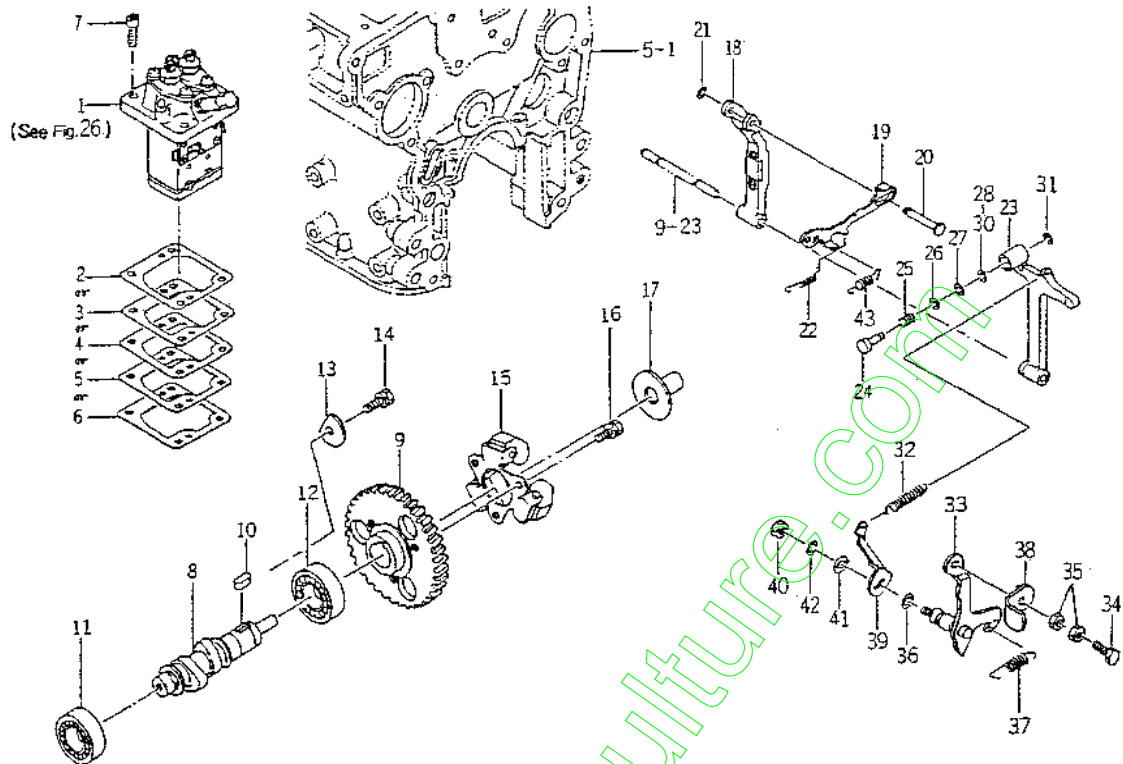
FIG. 17 WATER PUMP



6003-42CB

KEY	PART CODE	DESCRIPTION	QTY	TYPE OF MODEL		I T C	C O L	G R P	REMARKS
				E262-G					
1	6213 - 610 - 005 - 30	WATERPUMP ASSY	1	*					
2	6213 - 611 - 003 - 20	BODY/WATERPUMP	1	*					
3	6213 - 631 - 002 - 00	BEARING/WATER PUMP	1	*					
4	6213 - 631 - 005 - 00	BEARING/WATERPUMP	1	*					
5	6213 - 622 - 002 - 10	SEAL SET/WATER PUMP	1	*					
6	6213 - 621 - 003 - 00	ROTOR/WATERPUMP	1	*					
7	6213 - 642 - 002 - 00	SEAL/WATER PUMPPULLE	1	*					
8	6213 - 613 - 002 - 10	GASKET	1	*					
9	6213 - 612 - 004 - 00	PLATE/WATER PUMP	1	*					
10	6213 - 619 - 003 - 00	SCREW/WATER PUMP	3	*					
11	6213 - 619 - 002 - 00	PIPE/WATER PUMP	1	*					
12	6213 - 614 - 003 - 10	GASKET/WATER PUMP	1	*					
13	6901 - 910 - 845 - 00	BOLT,SEMS/M8X45	1	*					
14	6909 - 110 - 508 - 00	NUT/M8	2	*					
15	6909 - 150 - 508 - 00	WASHER	2	*					
16	6213 - 619 - 005 - 00	SPACER,WATER PUMP	1	*					
17	6213 - 614 - 006 - 10	GASKET/SPACER	1	*					
18	6209 - 300 - 002 - 00	STUD	2	*					
19	V211 - 560 - 802 - 00	BOLT/M8X20	1	*					
20	6909 - 110 - 508 - 00	NUT/M8	1	*					
21	6909 - 150 - 508 - 00	WASHER	1	*					
22	6213 - 729 - 001 - 00	HOSE,RUBBER	1	*					
23	J061 - 210 - 015 - 00	CLAMP/WIRE/10 - 15	2	*					
24	6213 - 716 - 001 - 40	HOUSING/THERMOSTAT	1	*					
25	6213 - 721 - 003 - 00	PIPE,PUMP HOUSING	1	*					

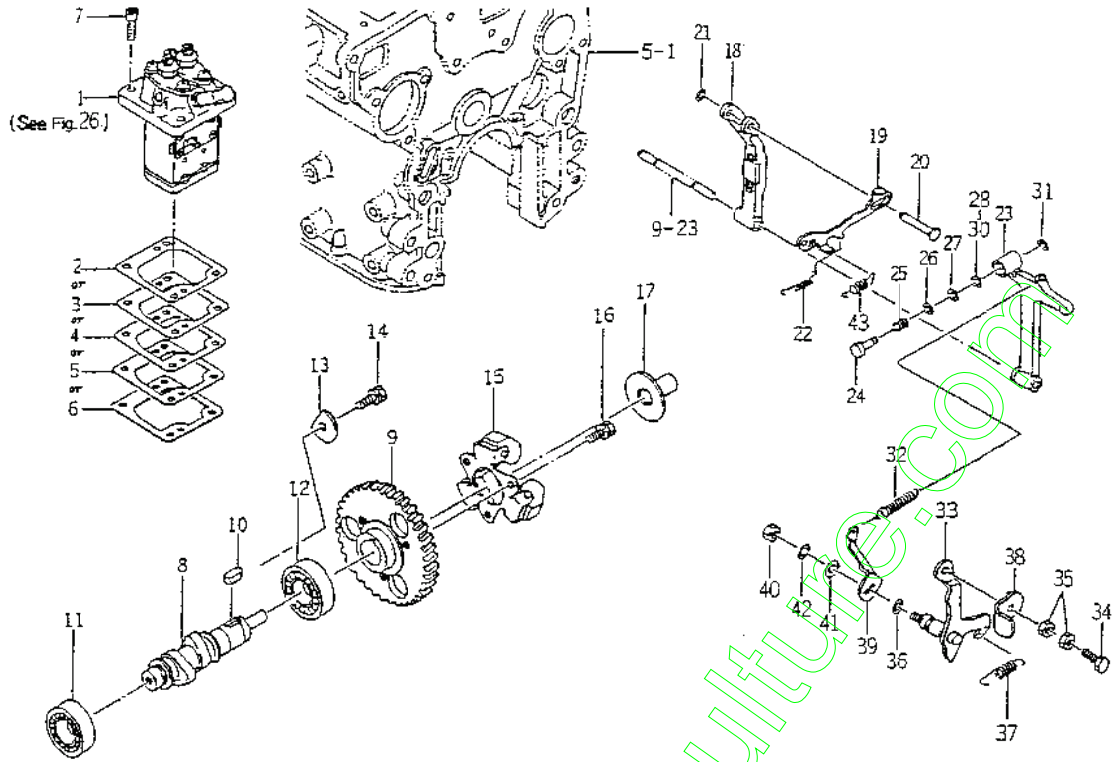
FIG. 20 INJECTION PUMP



6003-51CF

KEY	PART CODE	DESCRIPTION	QTY	TYPE OF MODEL		I T C	C O L	G R P	REMARKS
				E262-G					
1	6215 - 600 - 057 - 00	PUMP,INJ ASSY	1	*					FIG 026
2	6219 - 752 - 011 - 00	SHIM,INJ PUMP	1	*					
3	6219 - 752 - 012 - 00	SHIM,INJ PUMP	1	*					
4	6219 - 752 - 013 - 00	SHIM,INJ PUMP	1	*					
5	6219 - 752 - 014 - 00	SHIM,INJ PUMP	1	*					
6	6219 - 752 - 015 - 00	SHIM,INJECTION PUMP	1	*					
7	6209 - 056 - 001 - 00	BOLT/M6X18	4	*					
8	6215 - 621 - 004 - 10	SHAFT,CAM/INJ.PUMP	1	*					
9	6212 - 524 - 002 - 00	GEAR,INJ PUMP	1	*					
10	6908 - 000 - 716 - 00	KEY	1	*					
11	V600 - 110 - 620 - 30	BEARING,RB/6203	1	*					
12	V600 - 110 - 600 - 40	BEARING,RB/6004	1	*					
13	6212 - 535 - 002 - 00	PLATE,THRUST INJPUMP	1	*					
14	6901 - 910 - 612 - 00	BOLT,SEMS/M6X12	1	*					
15	6215 - 520 - 001 - 00	FLYWEIGHT	1	*					
16	6209 - 030 - 043 - 00	BOLT/M6X10	3	*					
17	6215 - 526 - 001 - 10	PIECE,THRUST	1	*					
18	6215 - 541 - 001 - 00	ARM,FLOATING	1	*					
19	6215 - 543 - 003 - 20	LINK/CONTROL	1	*					
20	6215 - 542 - 002 - 00	PIN,CONTROL LINK	1	*					
21	V710 - 140 - 004 - 00	RING,SNAP/ 4 E	1	*					
22	6215 - 549 - 003 - 00	SPRING,SETTING	1	*					
23	6215 - 541 - 002 - 10	ARM,TENSION	1	*					
24	6215 - 549 - 004 - 10	PIN,ADAPTER	1	*					
25	6215 - 536 - 001 - 00	SPRING,ADAPTER	1	*					

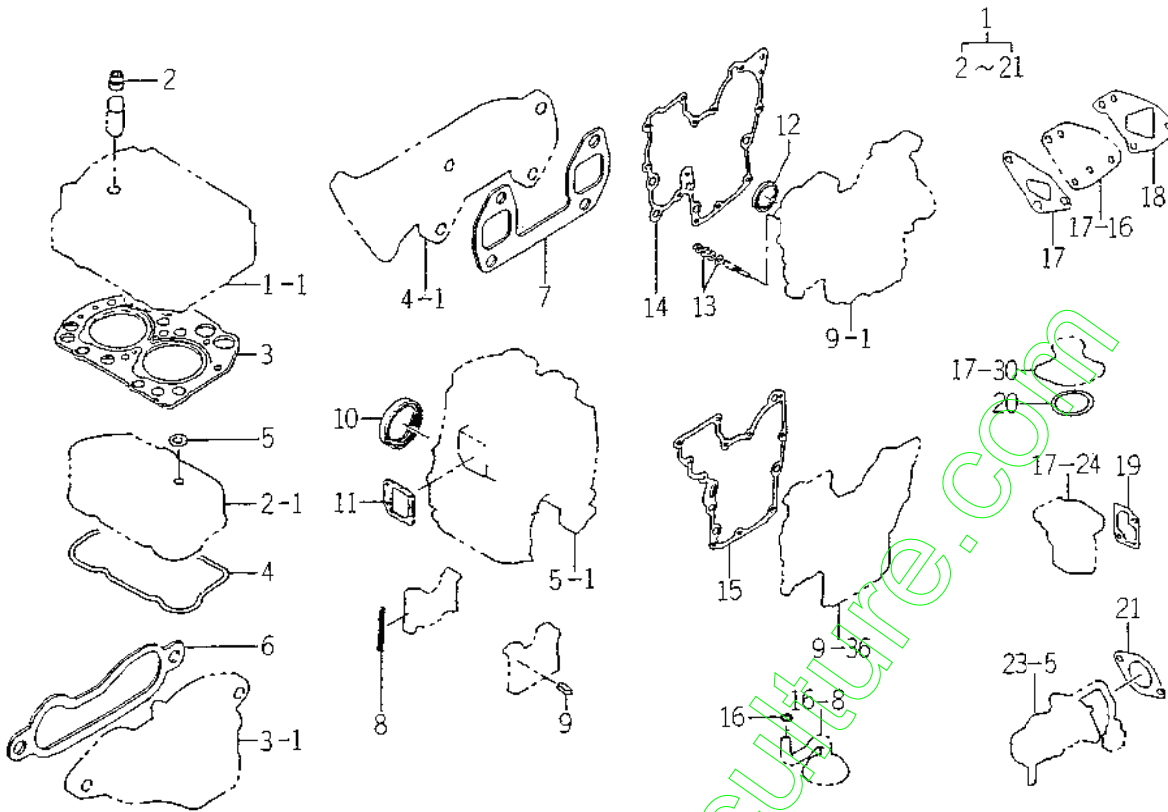
FIG. 20 INJECTION PUMP



6005-510F

KEY	PART CODE	DESCRIPTION	QTY	TYPE OF MODEL		I T C	C O L	G R P	REMARKS
				E262-G					
26	6215 - 549 - 006 - 00	SHIM,ADAPTER	2	*					
27	6215 - 549 - 009 - 00	SHIM,ADAPTER	2	*					
28	6215 - 549 - 010 - 00	SHIM,ADAPTER	2	*					
29	6215 - 549 - 023 - 00	SHIM/ADAPTER	1	*					
30	6215 - 549 - 024 - 00	SHIM/ADAPTER	1	*					
31	V710 - 140 - 004 - 00	RING,SNAP / 4 E	1	*					
32	6215 - 531 - 005 - 00	SPRING,GOVERNOR	1	*					
33	6215 - 541 - 003 - 10	LEVER,CONTROL	1	*					
34	6209 - 044 - 001 - 00	BOLT / M6X18	1	*					
35	6909 - 111 - 406 - 00	NUT	2	*					
36	V720 - 101 - 900 - 80	O - RING / P 8	1	*					
37	6209 - 580 - 002 - 10	SPRING,RETURN	1	*					
38	6215 - 549 - 021 - 00	PLATE,CONTROL VALVE	1	*					
39	6215 - 549 - 007 - 00	ARM,CONTROL	1	*					
40	6909 - 110 - 406 - 00	NUT	1	*					
41	V411 - 260 - 006 - 00	WASHER / M6	1	*					
42	6909 - 150 - 506 - 00	WASHER,SP/M6	1	*					
43	6215 - 549 - 008 - 00	SPRING,STARTING	1	*					

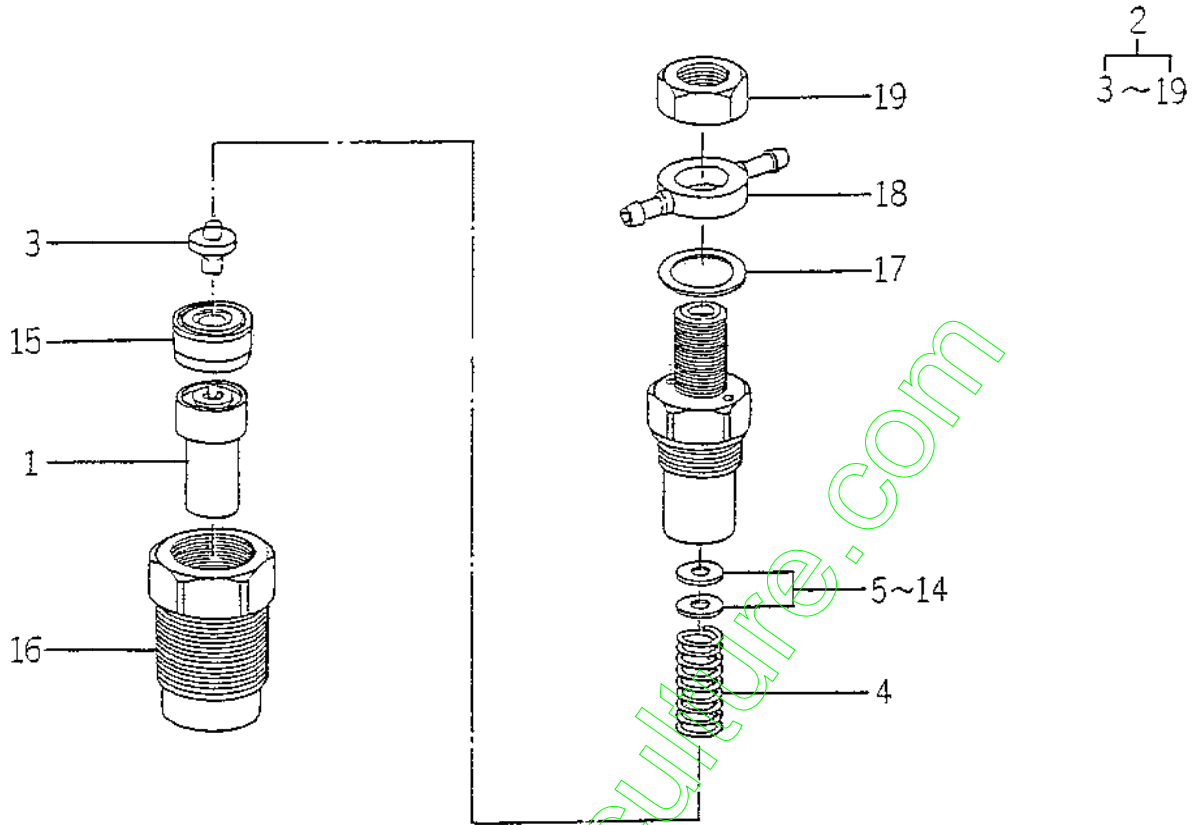
FIG. 24 REPAIR KIT



6063-9999

KEY	PART CODE	DESCRIPTION	QTY	TYPE OF MODEL		I T C	C O L	G R P	REMARKS
				E262-G					
1	6287 - 810 - 006 - 10	REPAIR/ENGINE SET	1	R					
2	6212 - 569 - 002 - 00	SEAL,OIL	4	R					
3	6211 - 141 - 018 - 10	GASKET,CYL HEAD	1	R					
4	6211 - 173 - 004 - 00	SEAL,CYL COVER	1	R					
5	6909 - 572 - 008 - 00	PACKING	2	R					
6	6214 - 115 - 002 - 20	GASKET	1	R					
7	6214 - 145 - 006 - 10	GASKET EXHAUST MANIF	1	R					
8	6211 - 258 - 001 - 00	SEAL,BEARING CAP	4	R					
9	6211 - 258 - 002 - 00	SEAL,BEARING CAP/7	2	R					
10	6209 - 625 - 001 - 00	SEAL,OIL	1	R					
11	6211 - 292 - 001 - 20	GASKET/COVER	1	R					
12	6209 - 625 - 002 - 00	SEAL,OIL	1	R					
13	6909 - 920 - 843 - 00	PACKING	4	R					
14	6211 - 312 - 001 - 20	GASKET/GEARCASE	1	R					
15	6211 - 312 - 002 - 20	GASKET/PLATE	1	R					
16	V720 - 102 - 401 - 50	O - RING/PI5	1	R					
17	6213 - 614 - 003 - 10	GASKET/WATER PUMP	1	R					
18	6213 - 614 - 006 - 10	GASKET/SPACER	1	R					
19	6213 - 743 - 002 - 10	GASKET/HOUSING	1	R					
20	V723 - 102 - 005 - 50	O - RING	1	R					
21	6209 - 630 - 002 - 10	GASKET	1	R					

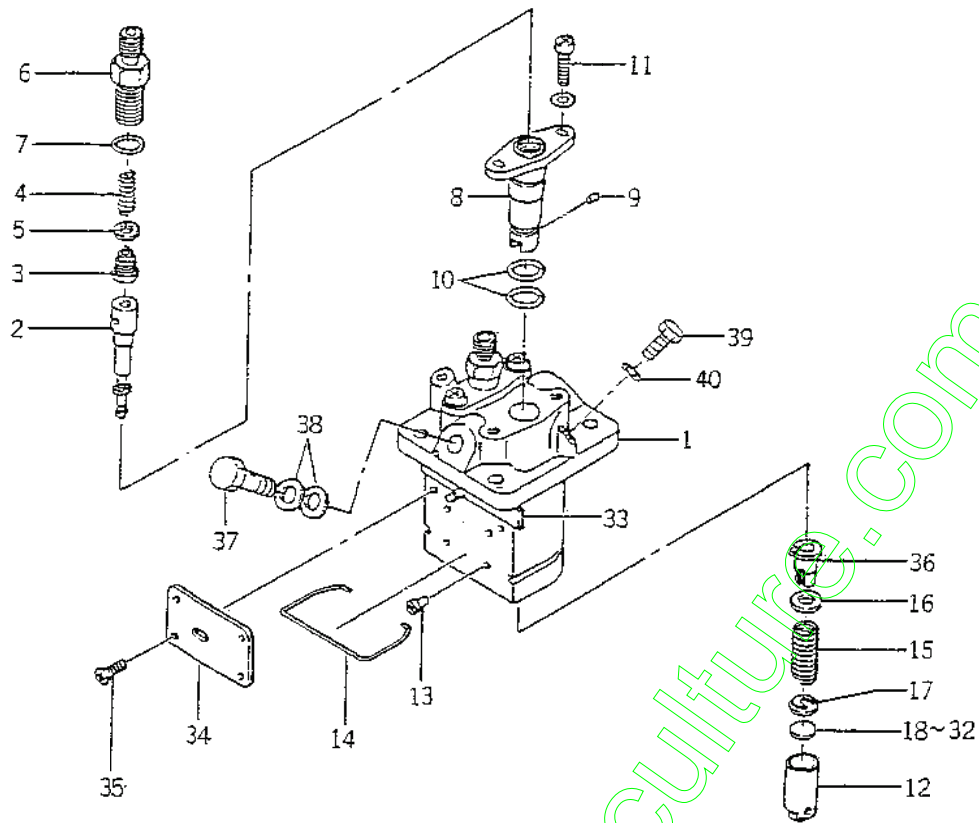
FIG. 25 6215 - 300 - 005 - 00



6003-561C

KEY	PART CODE	DESCRIPTION	QTY	TYPE OF MODEL		I T C	C O L	G R P	REMARKS
				E262-G					
1	6215 - 311 - 005 - 00	NOZZLE	2	*					
2	6215 - 330 - 007 - 00	HOLDER,NOZZLE ASSY	2	*					
3	6215 - 342 - 002 - 00	SEAT,SPRING	2	*					
4	6215 - 343 - 002 - 00	SPRING,NOZZLE	2	*					
5	6215 - 345 - 044 - 00	SHIM/T = 0.1	2	*					
6	6215 - 345 - 045 - 00	SHIM/T = 0.2	2	*					
7	6215 - 345 - 046 - 00	SHIM/T = 0.3	2	*					
8	6215 - 345 - 047 - 00	SHIM/T = 0.4	2	*					
9	6215 - 345 - 048 - 00	SHIM/T = 0.5	2	*					
10	6215 - 345 - 049 - 00	SHIM/T = 0.52	2	*					
11	6215 - 345 - 050 - 00	SHIM/T = 0.54	2	*					
12	6215 - 345 - 051 - 00	SHIM/T = 0.56	2	*					
13	6215 - 345 - 052 - 00	SHIM/T = 0.58	2	*					
14	6215 - 345 - 053 - 00	SHIM/T = 0.8	2	*					
15	6215 - 339 - 002 - 00	SPACER	2	*					
16	6215 - 332 - 002 - 00	NUT,RETAINING	2	*					
17	6215 - 359 - 003 - 00	GASKET	2	*					
18	6215 - 355 - 003 - 00	EYE	2	*					
19	6215 - 359 - 004 - 00	NUT	2	*					

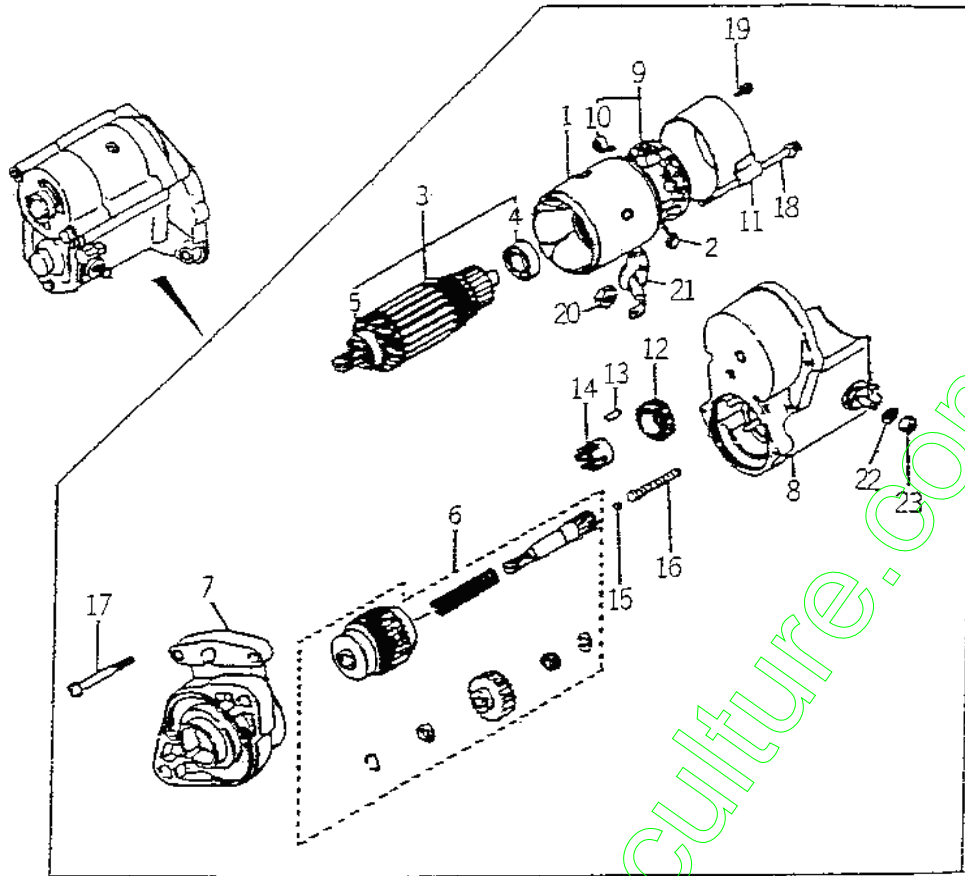
FIG. 26 6215 - 600 - 057 - 00



EDCS-510F

KEY	PART CODE	DESCRIPTION	QTY	TYPE OF MODEL		I T C	C O L	G R P	REMARKS
				E262-G					
1	6215 - 611 - 003 - 00	HOUSING PUMP	1	*					
2	6215 - 631 - 004 - 00	PLUNGER ASSY	2	*					
3	6215 - 641 - 002 - 00	VALVE, DELIVERY	2	*					
4	6215 - 643 - 003 - 00	SPRING, DELIVERY VALVE	2	*					
5	6215 - 649 - 003 - 00	GASKET	2	*					
6	6215 - 644 - 003 - 00	HOLDER, DELIVERY VALVE	2	*					
7	6215 - 649 - 004 - 00	O - RING	2	*					
8	6215 - 635 - 002 - 00	SLEEVE, FRANGE	2	*					
9	6215 - 649 - 005 - 00	PIN	2	*					
10	6215 - 649 - 006 - 00	O - RING	4	*					
11	6215 - 649 - 007 - 00	SCREW	4	*					
12	6215 - 622 - 002 - 00	TARPET	2	*					
13	6215 - 629 - 017 - 00	PIN	2	*					
14	6215 - 629 - 019 - 00	RING SNAP	1	*					
15	6215 - 634 - 002 - 00	SPRING, PLUNGER	2	*					
16	6215 - 639 - 006 - 00	SEAT, SPRING	2	*					
17	6215 - 639 - 007 - 00	SEAT, SPRING	2	*					
18	6215 - 629 - 020 - 00	PLATE / T = 1.80	1	*					
19	6215 - 629 - 021 - 00	PLATE / T = 1.85	1	*					
20	6215 - 629 - 022 - 00	PLATE / T = 1.90	1	*					
21	6215 - 629 - 023 - 00	PLATE / T = 1.95	1	*					
22	6215 - 629 - 024 - 00	PLATE / T = 2.00	1	*					
23	6215 - 629 - 025 - 00	PLATE / T = 2.05	1	*					
24	6215 - 629 - 026 - 00	PLATE / T = 2.10	1	*					
25	6215 - 629 - 027 - 00	PLATE / T = 2.15	1	*					

FIG. 27 6281 - 100 - 003 - 00



E262-G

KEY	PART CODE	DESCRIPTION	QTY	TYPE OF MODEL		I T C	C O L	G R P	REMARKS
				E262-G					
1	6281 - 111 - 002 - 00	YOKE/STARTER	1	*					
2	6281 - 116 - 002 - 00	STARTER KIT	2	*					
3	6281 - 121 - 003 - 00	ARMATURE	1	*					
4	6281 - 129 - 010 - 00	BEARING,BALL	1	*					
5	6281 - 129 - 011 - 00	BEARING,BALL	1	*					
6	6281 - 124 - 001 - 00	STARTER KIT	1	*					
7	6281 - 129 - 007 - 00	HOUSING/STARTER ASSY	1	*					
8	6281 - 151 - 004 - 00	SWITCH/STARTER ASSY	1	*					
9	6281 - 118 - 001 - 00	HOLDER ASSY	1	*					
10	6581 - 117 - 007 - 00	SPRING BRUSH	4	*					
11	6281 - 115 - 004 - 00	FRAME/STARTER END	1	*					
12	6581 - 123 - 011 - 00	PINION,STARTER	1	*					
13	6581 - 129 - 099 - 00	BORA	5	*					
14	6581 - 129 - 100 - 00	RETAINER	1	*					
15	6581 - 129 - 092 - 00	BALL	1	*					
16	6581 - 129 - 096 - 00	SPRING	1	*					
17	6281 - 129 - 006 - 00	SCREW	2	*					
18	6281 - 129 - 008 - 00	BOLT/WS	2	*					
19	6281 - 129 - 009 - 00	SCREW/WS	2	*					
20	6909 - 111 - 508 - 00	NUT	1	*					
21	6281 - 129 - 019 - 00	CAP/RABBER	4	*					
22	6909 - 150 - 508 - 00	WASHER	1	*					
23	6909 - 110 - 408 - 00	NUT/M8	1	*					

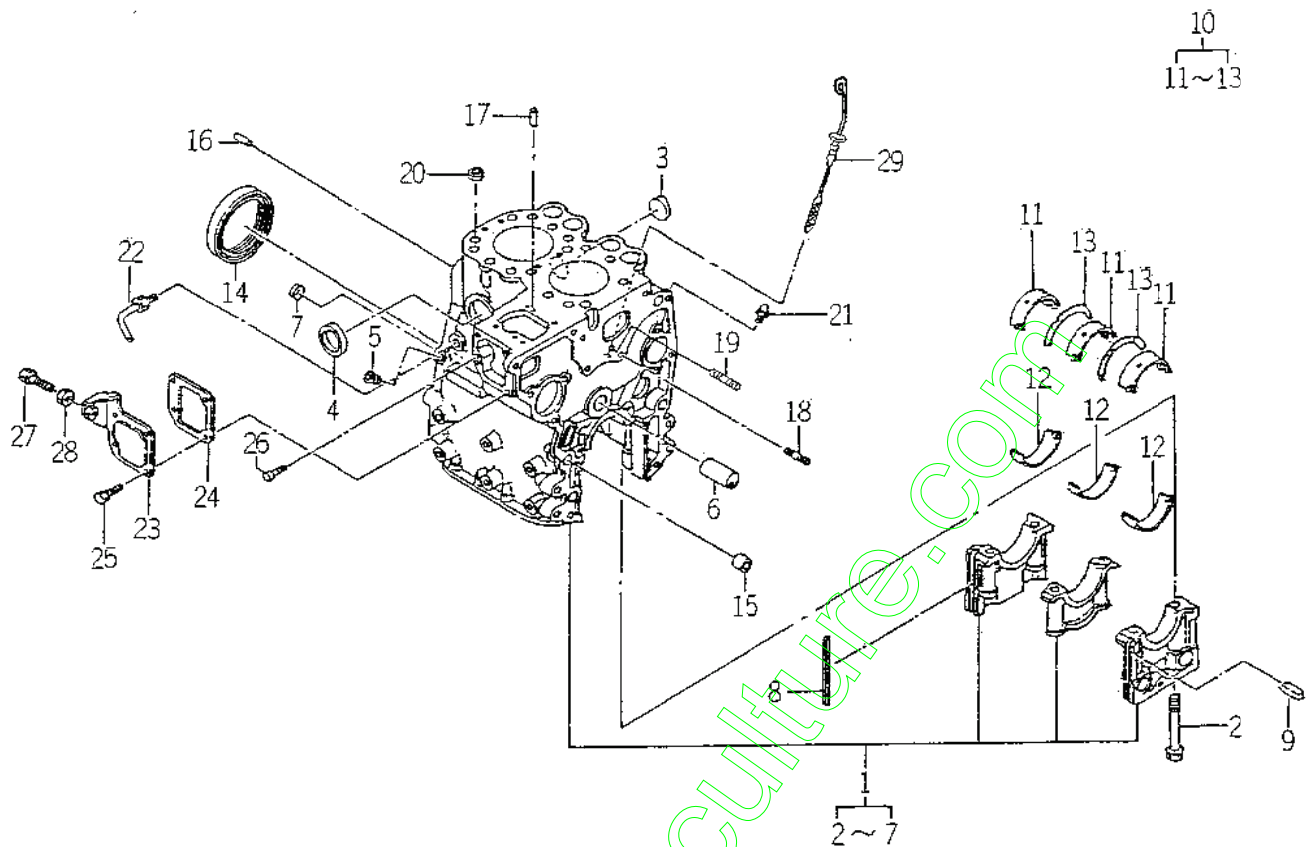
ENGINE

E262 – G01…SG153H – S

www.emc-motoculture.com

ENGINE

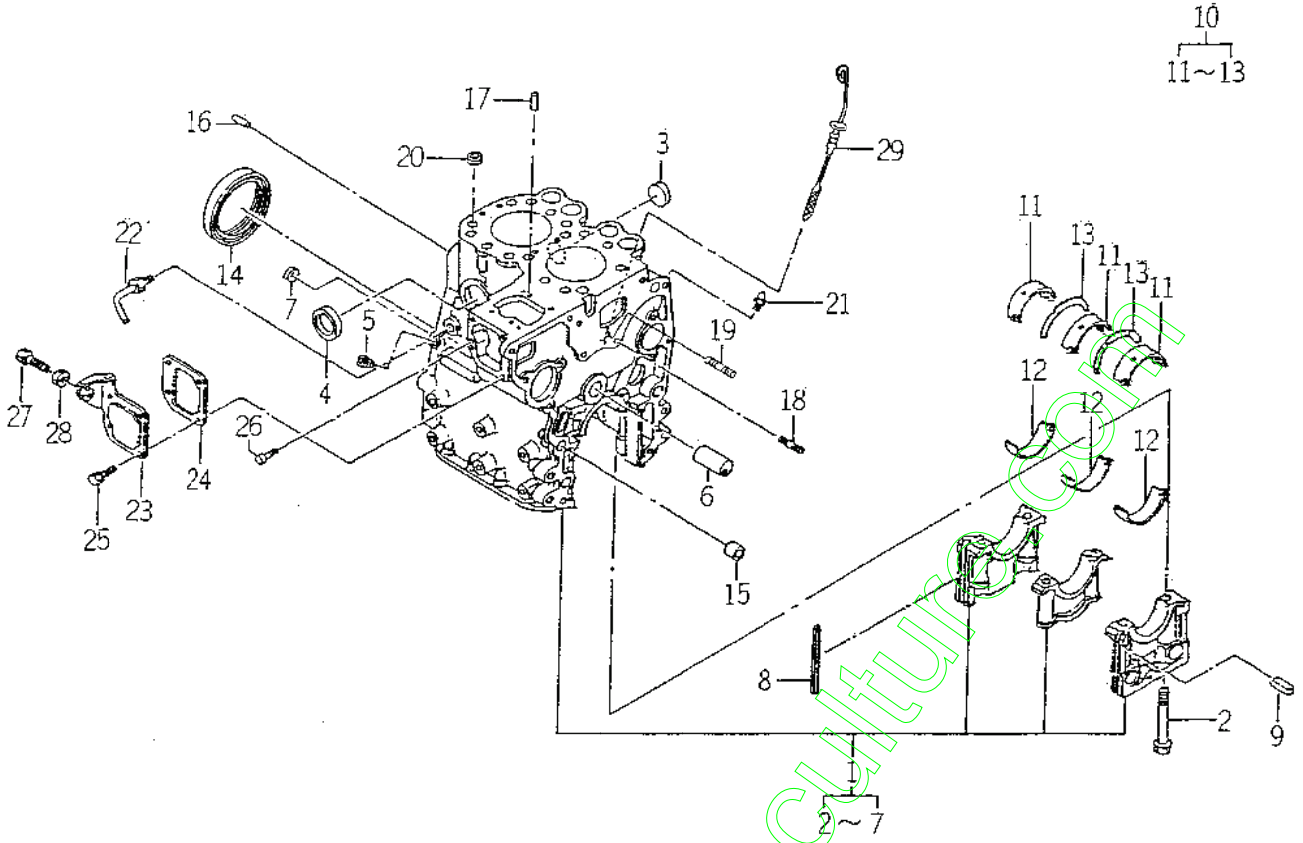
FIG. 5 CYLINDER BLOCK



E003-2015

KEY	PART CODE	DESCRIPTION	QTY	TYPE OF MODEL		I T C	C O L	G R P	REMARKS
				E262 G01					
1	6211 - 210 - 021 - 10	CYLINDERBLOCK ASSY	1	*					
2	6209 - 000 - 004 - 00	BOLT	6	*					
3	6209 - 610 - 001 - 00	CAP,SEALING	1	*					
4	6911 - 219 - 195 - 00	CAP,SEALING	3	*					
5	6509 - 605 - 019 - 10	PLUG	2	*					
6	6212 - 531 - 005 - 10	PIN, IDLEGEAR	1	*					
7	6911 - 129 - 083 - 00	CAP,SEALING	1	*					
8	6211 - 258 - 001 - 00	SEAL, BEARING CAP	4	*					
9	6211 - 258 - 002 - 00	SEAL, BEARING CAP/7	2	*					
10	6211 - 510 - 002 - 00	METAL, CRANK	1	*					
11	6211 - 511 - 003 - 00	BEARING/CRANK/UPPER	3	*					
12	6211 - 511 - 004 - 00	BEARING/CRANK/LOWER	3	*					
13	6211 - 599 - 001 - 10	BEARING, THRUST CRANK	2	*					
14	6209 - 625 - 001 - 00	SEAL, OIL	1	*					
15	6209 - 749 - 001 - 10	PIN, TUBE	2	*					
16	6908 - 160 - 816 - 00	PIN	2	*					
17	6908 - 160 - 510 - 00	PIN	2	*					
18	6904 - 110 - 840 - 00	STUD/M8X40	1	*					
19	6904 - 110 - 818 - 00	STUD	1	*					
20	6894 - 453 - 344 - 00	DOWEL	2	*					
21	6909 - 902 - 299 - 00	NIPPLE	1	*					
22	6213 - 721 - 001 - 00	PIPE, WATER DRAIN	1	*					
23	6211 - 291 - 001 - 10	COVER, INJ PUMP	1	*					
24	6211 - 292 - 001 - 20	GASKET/COVER	1	*					
25	6901 - 910 - 612 - 00	BOLT, SEMS/M6X12	4	*					

FIG. 5 CYLINDER BLOCK

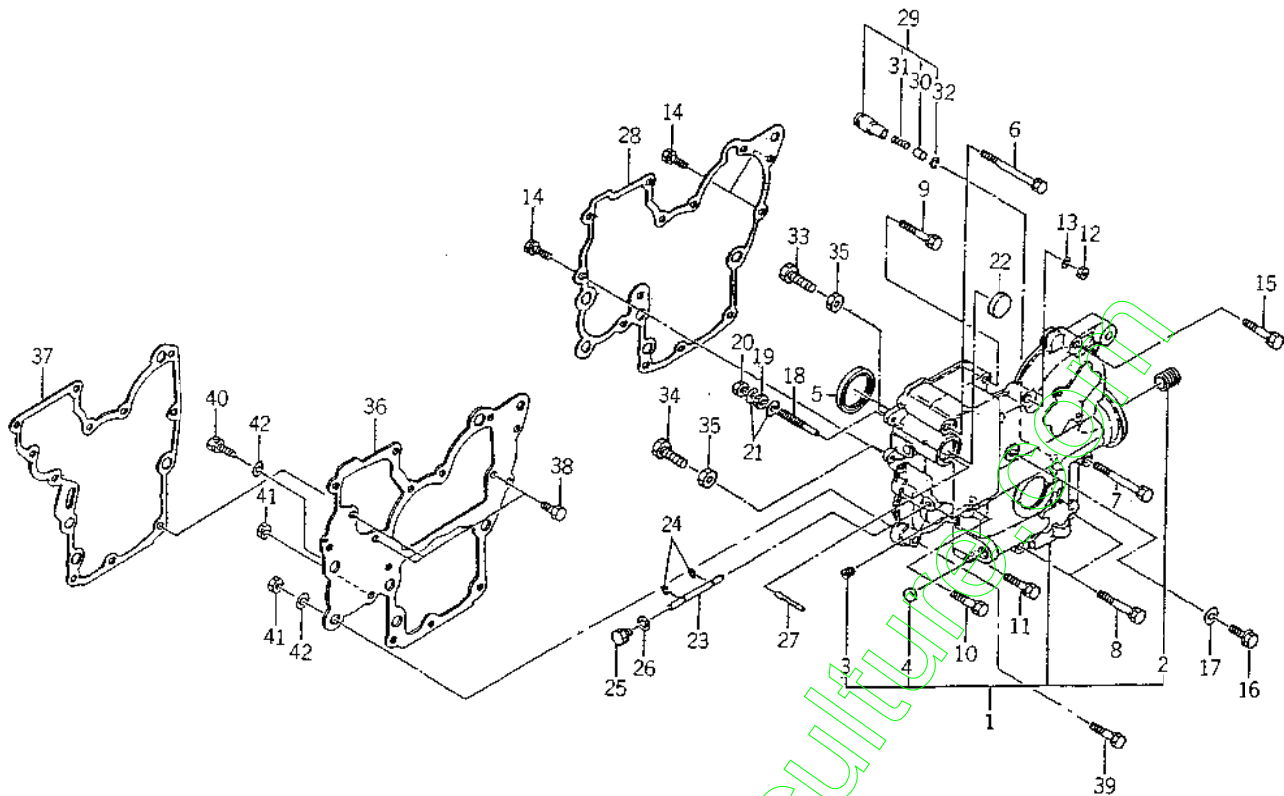


6802-201S

KEY	PART CODE	DESCRIPTION	QTY	TYPE OF MODEL		I T C	C O L	G R P	REMARKS
				E262 G01					
26	6215 - 549 - 001 - 10	PIN,STARTING SPRING	1	*					
27	6209 - 788 - 001 - 00	BOLT,ADJUST	1	*					
28	6909 - 110 - 406 - 00	NUT	1	*					
29	6211 - 760 - 012 - 20	LEVELGAGE	1	*					

www.emc-motoculture.com

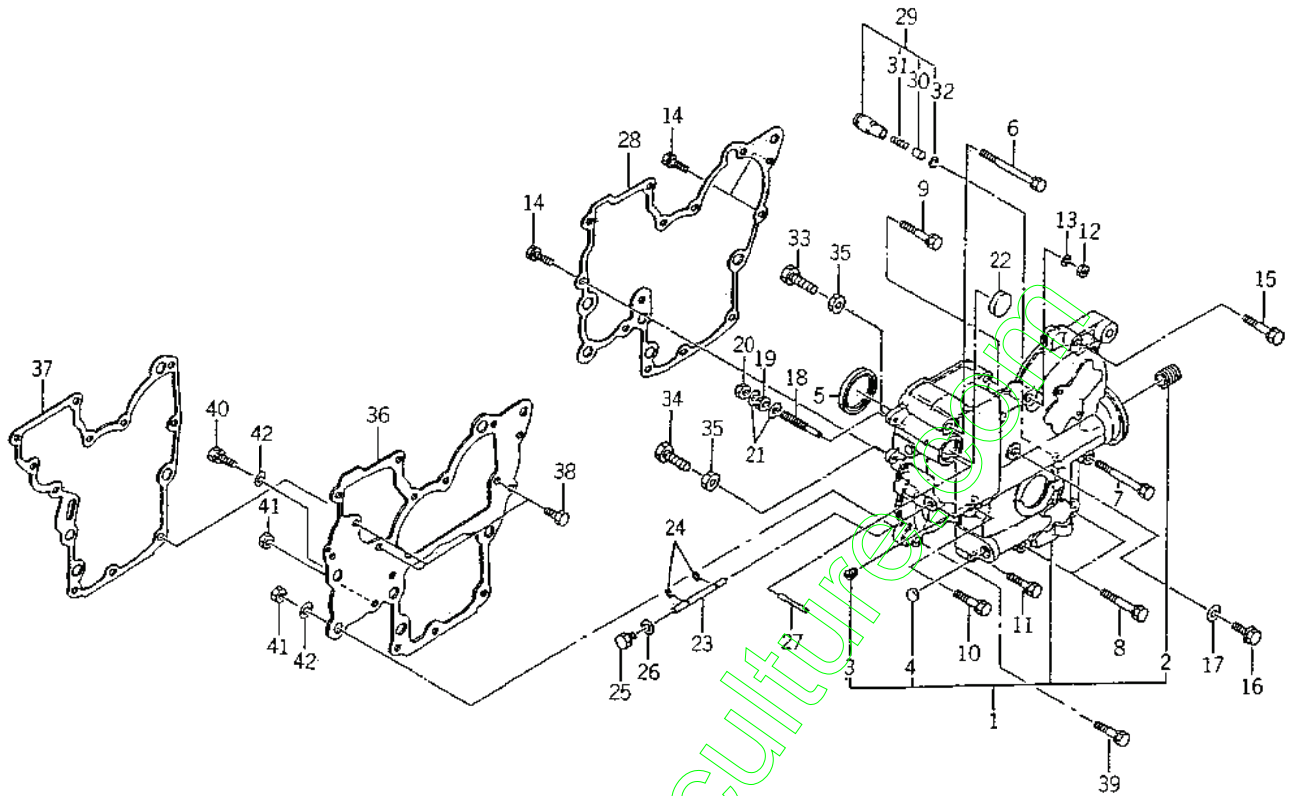
FIG. 9 TIMING GEAR CASE



6003-2400

KEY	PART CODE	DESCRIPTION	QTY	TYPE OF MODEL		I T C	C O L	G R P	REMARKS
				E262 601					
1	6211 - 310 - 006 - 20	GEARCASE ASSY	1	*					
2	6213 - 319 - 001 - 00	CONNECTOR,OIL FILTER	1	*					
3	6509 - 605 - 019 - 10	PLUG	3	*					
4	6209 - 610 - 002 - 10	CUP/SEALING/16	1	*					
5	6209 - 625 - 002 - 00	SEAL,OIL	1	*					
6	6209 - 030 - 005 - 00	BOLT/M8X85	1	*					
7	6209 - 030 - 006 - 00	BOLT/M8X75	1	*					
8	6509 - 000 - 084 - 00	BOLT/L=55	2	*					
9	6509 - 030 - 037 - 00	BOLT	2	*					
10	6901 - 910 - 840 - 00	BOLT	1	*					
11	6901 - 910 - 835 - 00	BOLT,SEMS/M8X35	1	*					
12	6909 - 110 - 508 - 00	NUT/M8	1	*					
13	6909 - 150 - 508 - 00	WASHER	1	*					
14	V211 - 560 - 802 - 00	BOLT/M8X20	3	*					
15	6901 - 910 - 845 - 00	BOLT,SEMS/M8X45	1	*					
16	6209 - 046 - 001 - 00	BOLT/M8X30	1	*					
17	6909 - 920 - 843 - 00	PACKING	1	*					
18	6215 - 546 - 001 - 00	STOPPER,FULL - LOAD	1	*					
19	6209 - 409 - 001 - 00	NUT/M8	1	*					
20	V341 - 120 - 008 - 00	NUT,CAP/M 8	1	*					
21	6909 - 920 - 843 - 00	PACKING	2	*					
22	3625 - 540 - 004 - 00	CAP,BLANK/30	1	*					
23	6215 - 542 - 001 - 10	PIN/ARM	1	*					
24	V710 - 140 - 004 - 00	RING,SNAP/ 4 E	2	*					
25	6909 - 202 - 308 - 00	PLUG	1	*					

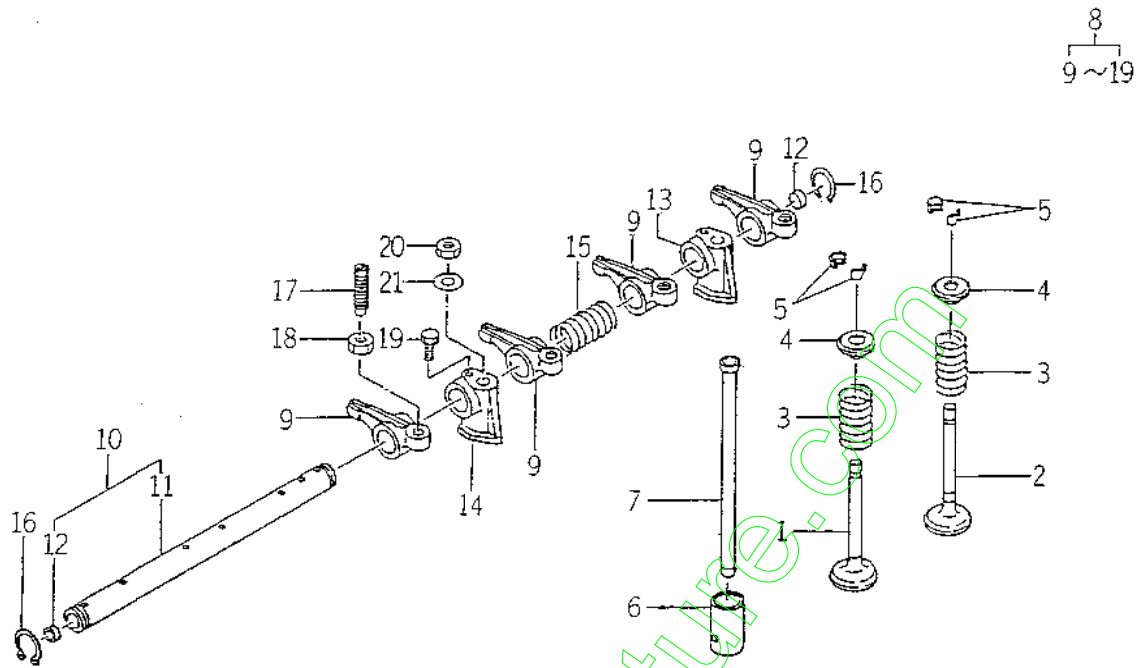
FIG. 9 TIMING GEAR CASE



5003-240C

KEY	PART CODE	DESCRIPTION	QTY	TYPE OF MODEL			I T C	C O L	G R P	REMARKS
				E262 G01						
26	6909 - 920 - 843 - 00	PACKING	1	*						
27	6209 - 740 - 001 - 00	PIN,GROOVE	1	*						
28	6211 - 312 - 001 - 20	GASKET/GEARCASE	1	*						
29	6213 - 160 - 002 - 00	VALVE/RELIEF ASSY	1	*						
30	6213 - 161 - 001 - 00	PISTON/RELIEF VALVE	1	*						
31	6213 - 164 - 001 - 00	SPRING/RELIEF VALVE	1	*						
32	V705 - 140 - 012 - 00	RING,SNAP/12 C	1	*						
33	6209 - 050 - 001 - 00	BOLT/M6	1	*						
34	6209 - 050 - 002 - 00	BOLT/M6	1	*						
35	6909 - 110 - 406 - 00	NUT	2	*						
36	6211 - 311 - 005 - 10	PLATE,FRONT	1	*						
37	6211 - 312 - 002 - 20	GASKET/PLATE	1	*						
38	6902 - 050 - 816 - 00	BOLT	3	*						
39	6901 - 910 - 840 - 00	BOLT	2	*						
40	V211 - 560 - 802 - 50	BOLT,SEMS/M8X25 7T	1	*						
41	6909 - 110 - 508 - 00	NUT/M8	2	*						
42	6909 - 164 - 708 - 00	WASHER,PL/M8	2	*						

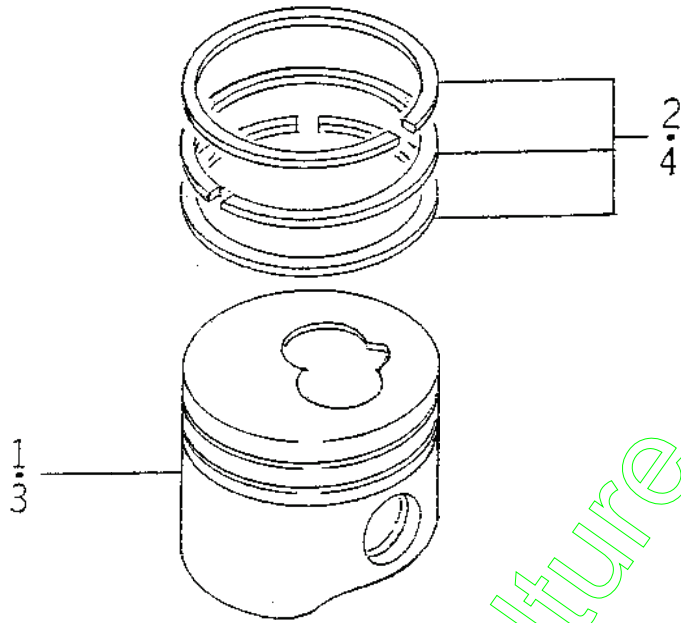
FIG. 11 VALVE



6003-201A

KEY	PART CODE	DESCRIPTION	QTY	TYPE OF MODEL		I T C	C O L	G R P	REMARKS
				E262 G01					
1	6212 - 551 - 001 - 00	VALVE,INTAKE	2	*					
2	6212 - 552 - 001 - 00	VALVE,EXHAUST	2	*					
3	6212 - 561 - 001 - 00	SPRING,VALVE	4	*					
4	6212 - 563 - 001 - 00	SEAT,VALVE / SPRING	4	*					
5	6212 - 565 - 001 - 00	CUTTER,VALVE	8	*					
6	6212 - 571 - 001 - 10	TAPPET	4	*					
7	6212 - 575 - 001 - 00	ROD,PUSH	4	*					
8	6212 - 600 - 003 - 00	SHAFT,ROCKER	1	*					
9	6212 - 611 - 004 - 10	ROCKERARM	4	*					
10	6212 - 620 - 002 - 10	SHAFT,ROCKER ARMASSY	1	*					
11	6212 - 621 - 003 - 10	SHAFT/ROCKERARM	1	*					
12	6212 - 626 - 002 - 10	PLUG	2	*					
13	6212 - 628 - 004 - 00	BRACKET ROCKER SHAFT	1	*					
14	6212 - 628 - 005 - 00	BRACKET,ROCKER SHAFT	1	*					
15	6209 - 940 - 004 - 00	SPRING	1	*					
16	V704 - 140 - 016 - 00	RING,SNAP/16 C	2	*					
17	6212 - 616 - 002 - 00	SCREW ADJUST	4	*					
18	6209 - 409 - 003 - 00	NUT	4	*					
19	6209 - 000 - 002 - 00	BOLT	1	*					
20	6909 - 110 - 508 - 00	NUT/M8	2	*					
21	6909 - 164 - 508 - 00	WASHER,PL/M8	2	*					

FIG. 14 PISTON/OVER SIZE (OPTION)

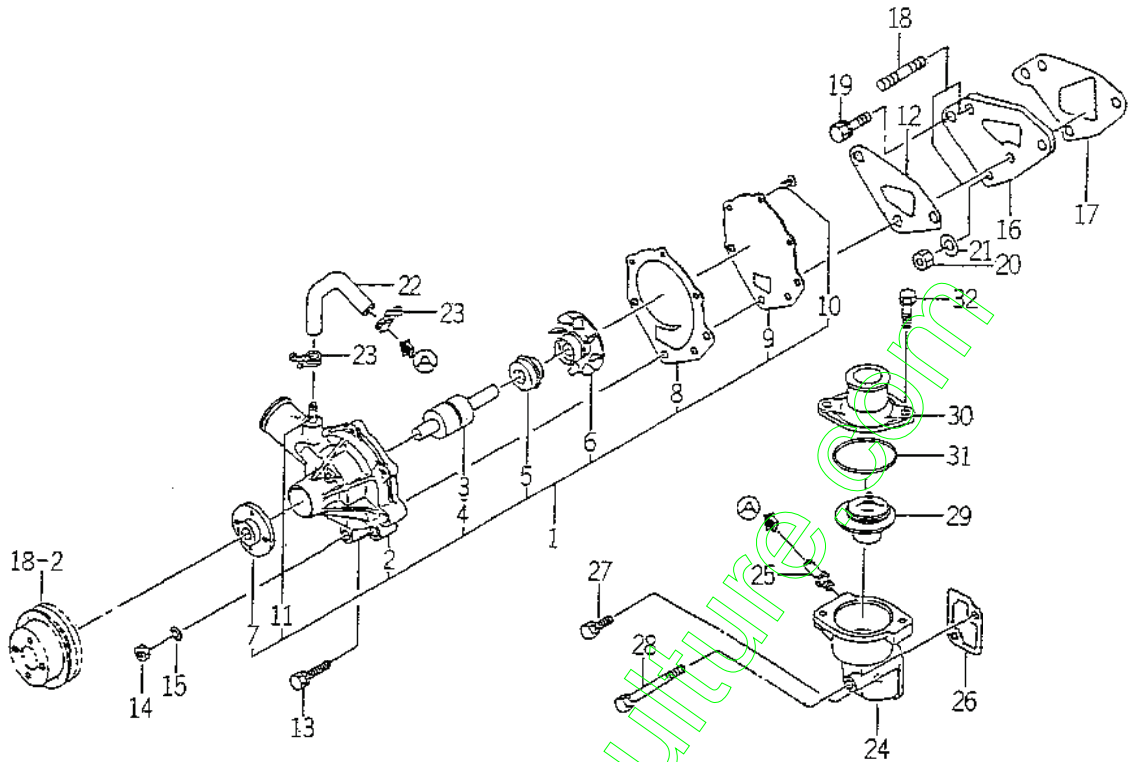


F003-3493

KEY	PART CODE	DESCRIPTION	QTY	TYPE OF MODEL		I T C	C O L	G R P	REMARKS
				E262 G01					
1	6212-114-015-00	PISTON/OV0.50	2	T					
2	6212-124-008-00	RING (PISTON/OV50) SET	2	T					
3	6212-116-015-00	PISTON (OV/100)	2	T					
4	6212-126-008-00	RING (PISTON/OV) SET	2	T					

www.emc-motoculture.com

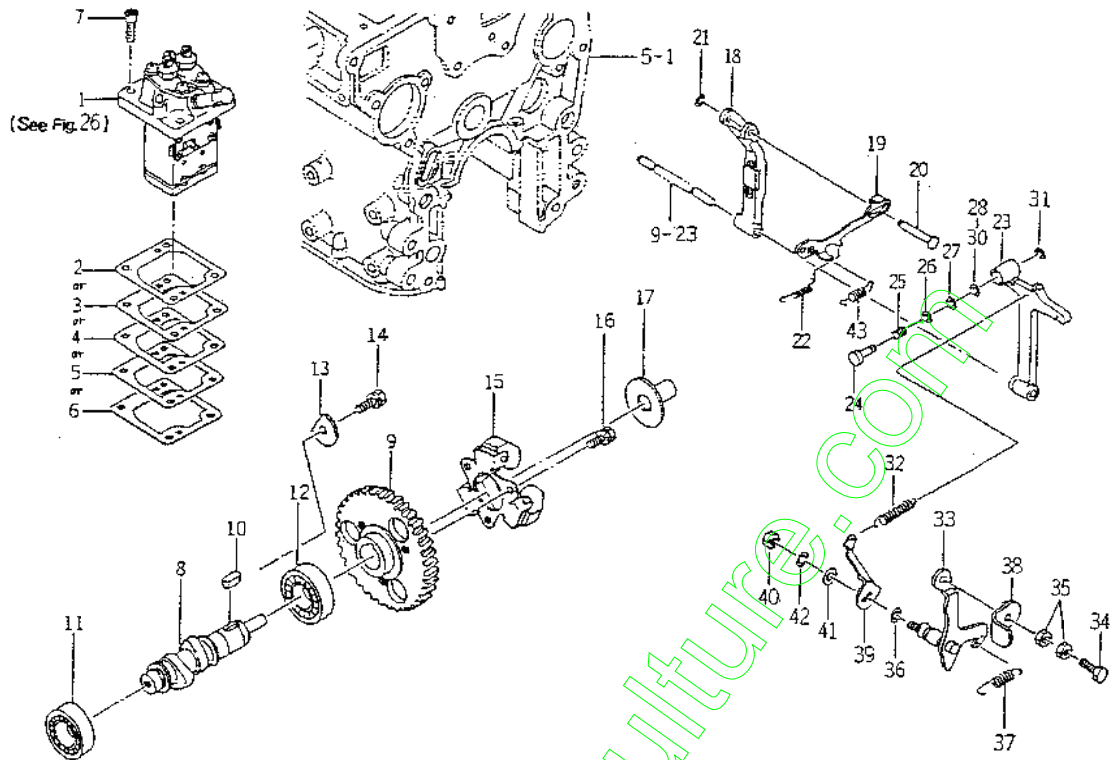
FIG. 17 WATER PUMP



6005-430B

KEY	PART CODE	DESCRIPTION	QTY	TYPE OF MODEL		I T C	C O L	G R P	REMARKS
				E262	G01				
1	6213 - 610 - 005 - 30	WATERPUMP ASSY	1	*					
2	6213 - 611 - 003 - 20	BODY/WATERPUMP	1	*					
3	6213 - 631 - 002 - 00	BEARING/WATER PUMP	1	*					
4	6213 - 631 - 005 - 00	BEARING/WATERPUMP	1	*					
5	6213 - 622 - 002 - 10	SEAL SET/WATER PUMP	1	*					
6	6213 - 621 - 003 - 00	ROTOR/WATERPUMP	1	*					
7	6213 - 642 - 002 - 00	SEAL/WATER PUMPPULLE	1	*					
8	6213 - 613 - 002 - 10	GASKET	1	*					
9	6213 - 612 - 004 - 00	PLATE/WATER PUMP	1	*					
10	6213 - 619 - 003 - 00	SCREW/WATER PUMP	3	*					
11	6213 - 619 - 002 - 00	PIPE/WATER PUMP	1	*					
12	6213 - 614 - 003 - 10	GASKET/WATER PUMP	1	*					
13	6901 - 910 - 845 - 00	BOLT,SEMS/M8X45	1	*					
14	6909 - 110 - 508 - 00	NUT/M8	2	*					
15	6909 - 150 - 508 - 00	WASHER	2	*					
16	6213 - 619 - 005 - 00	SPACER,WATER PUMP	1	*					
17	6213 - 614 - 006 - 10	GASKET/SPACER	1	*					
18	6209 - 300 - 002 - 00	STUD	2	*					
19	V211 - 560 - 802 - 00	BOLT/M8X20	1	*					
20	6909 - 110 - 508 - 00	NUT/M8	1	*					
21	6909 - 150 - 508 - 00	WASHER	1	*					
22	6213 - 729 - 001 - 00	HOSE,RUBBER	1	*					
23	J061 - 210 - 015 - 00	CLAMP/WIRE/10 - 15	2	*					
24	6213 - 716 - 001 - 40	HOUSING/THERMOSTAT	1	*					
25	6213 - 721 - 003 - 00	PIPE,PUMP HOUSING	1	*					

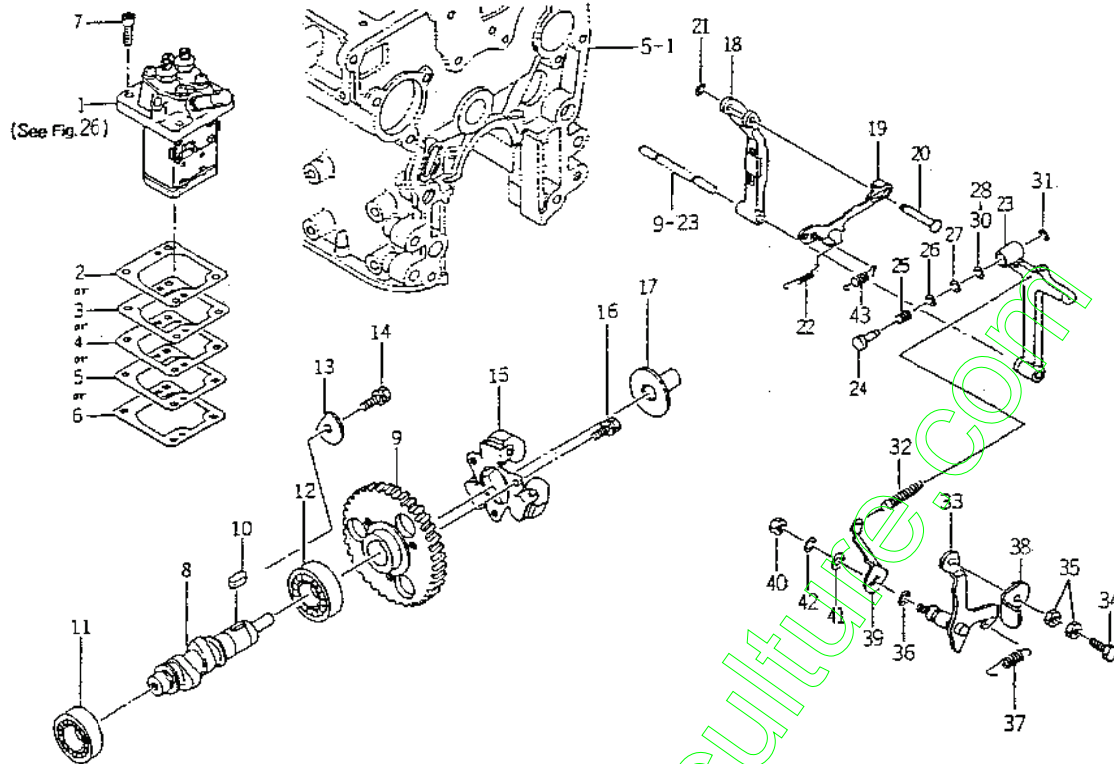
FIG. 20 INJECTION PUMP



6002-510F

KEY	PART CODE	DESCRIPTION	QTY	TYPE OF MODEL		I T C	C O L	G R P	REMARKS
				E252 G01					
1	6215 - 600 - 057 - 00	PUMP,INJ ASSY	1	*					FIG 026
2	6219 - 752 - 011 - 00	SHIM,INJ PUMP	1	*					
3	6219 - 752 - 012 - 00	SHIM,INJ PUMP	1	*					
4	6219 - 752 - 013 - 00	SHIM,INJ PUMP	1	*					
5	6219 - 752 - 014 - 00	SHIM,INJ PUMP	1	*					
6	6219 - 752 - 015 - 00	SHIM,INJECTION PUMP	1	*					
7	6209 - 056 - 001 - 00	BOLT/M6X18	4	*					
8	6215 - 621 - 004 - 10	SHAFT,CAM/INJ.PUMP	1	*					
9	6212 - 524 - 002 - 00	GEAR,INJ PUMP	1	*					
10	6908 - 000 - 716 - 00	KEY	1	*					
11	V600 - 110 - 620 - 30	BEARING,RB/6203	1	*					
12	V600 - 110 - 600 - 40	BEARING,RB/6004	1	*					
13	6212 - 535 - 002 - 00	PLATE,THRUST INJPUMP	1	*					
14	6901 - 910 - 612 - 00	BOLT,SEMS/M6X12	1	*					
15	6215 - 520 - 001 - 00	FLYWEIGHT	1	*					
16	6209 - 030 - 043 - 00	BOLT/M6X10	3	*					
17	6215 - 526 - 001 - 10	PIECE,THRUST	1	*					
18	6215 - 541 - 001 - 00	ARM,FLOATING	1	*					
19	6215 - 543 - 003 - 20	LINK/CONTROL	1	*					
20	6215 - 542 - 002 - 00	PIN,CONTROL LINK	1	*					
21	V710 - 140 - 004 - 00	RING,SNAP/ 4 E	1	*					
22	6215 - 549 - 003 - 00	SPRING,SETTING	1	*					
23	6215 - 541 - 002 - 10	ARM,TENSION	1	*					
24	6215 - 549 - 004 - 10	PIN,ADAPTER	1	*					
25	6215 - 536 - 001 - 00	SPRING,ADAPTER	1	*					

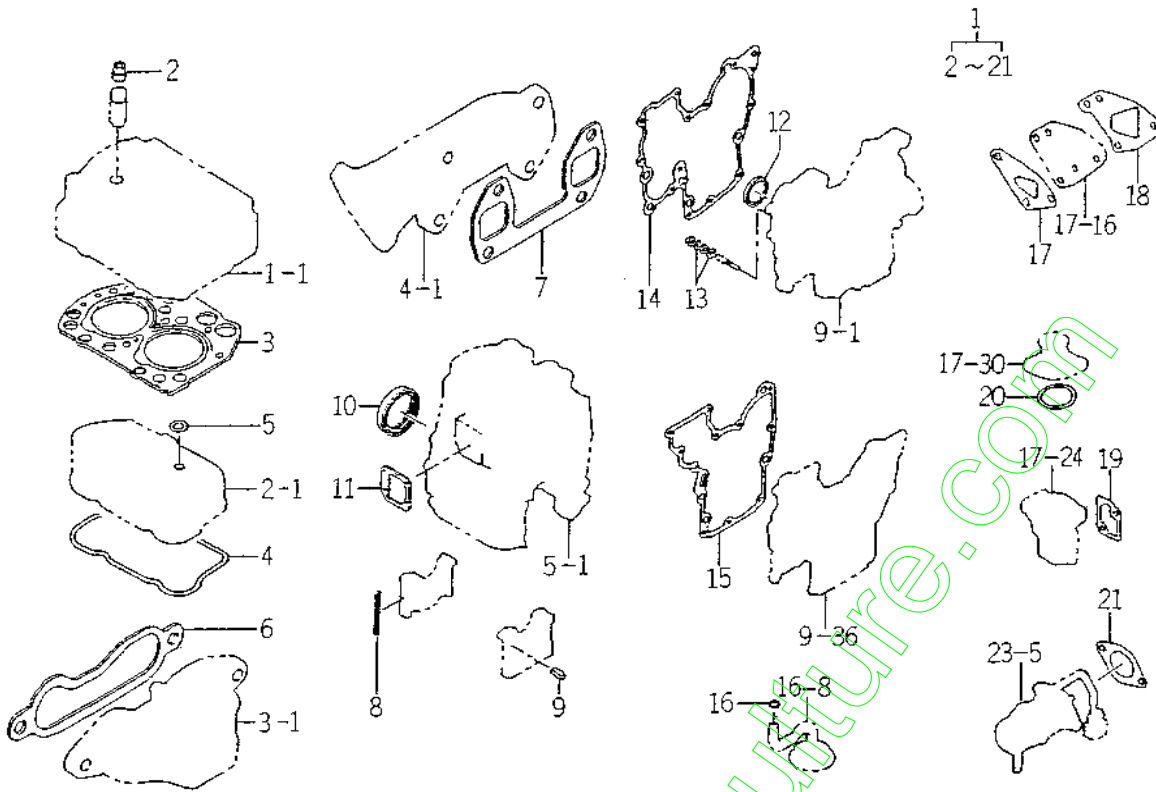
FIG. 20 INJECTION PUMP



6003-510F

KEY	PART CODE	DESCRIPTION	QTY	TYPE OF MODEL		I T C	C O L	G R P	REMARKS
				E262 G01					
26	6215-549-006-00	SHIM,ADAPTER	2	*					
27	6215-549-009-00	SHIM,ADAPTER	2	*					
28	6215-549-010-00	SHIM,ADAPTER	2	*					
29	6215-549-023-00	SHIM/ADAPTER	1	*					
30	6215-549-024-00	SHIM/ADAPTER	1	*					
31	V710-140-004-00	RING,SNAP / 4 E	1	*					
32	6215-531-005-00	SPRING,GOVERNOR	1	*					
33	6215-541-003-10	LEVER,CONTROL	1	*					
34	6209-044-001-00	BOLT / M6X18	1	*					
35	6909-111-406-00	NUT	2	*					
36	V720-101-900-80	O-RING / P 8	1	*					
37	6209-580-002-10	SPRING,RETURN	1	*					
38	6215-549-021-00	PLATE,CONTROL VALVE	1	*					
39	6215-549-007-00	ARM,CONTROL	1	*					
40	6909-110-406-00	NUT	1	*					
41	V411-260-006-00	WASHER / M6	1	*					
42	6909-150-506-00	WASHER,SP / M6	1	*					
43	6215-549-008-00	SPRING,STARTING	1	*					

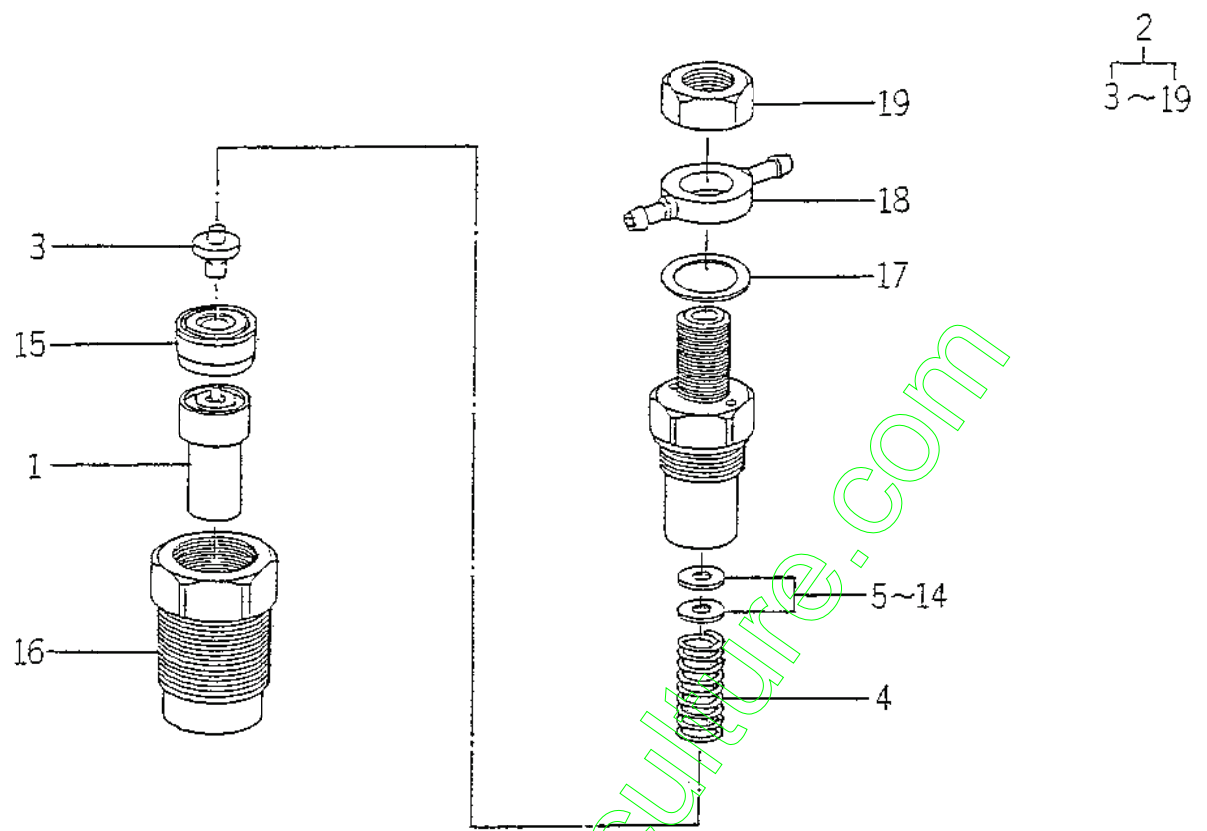
FIG. 24 REPAIR KIT



6005-695B

KEY	PART CODE	DESCRIPTION	QTY	TYPE OF MODEL		I T C	C O L	G R P	REMARKS
				E262 001					
1	6287 - 810 - 006 - 10	REPAIR/ENGINE SET	1	R					
2	6212 - 569 - 002 - 00	SEAL,OIL	4	R					
3	6211 - 141 - 018 - 10	GASKET,CYL HEAD	1	R					
4	6211 - 173 - 004 - 00	SEAL,CYL COVER	1	R					
5	6909 - 572 - 008 - 00	PACKING	2	R					
6	6214 - 115 - 002 - 20	GASKET	1	R					
7	6214 - 145 - 006 - 10	GASKET EXHAUST MANIF	1	R					
8	6211 - 258 - 001 - 00	SEAL,BEARING CAP	4	R					
9	6211 - 258 - 002 - 00	SEAL,BEARING CAP/7	2	R					
10	6209 - 625 - 001 - 00	SEAL,OIL	1	R					
11	6211 - 292 - 001 - 20	GASKET/COVER	1	R					
12	6209 - 625 - 002 - 00	SEAL,OIL	1	R					
13	6909 - 920 - 843 - 00	PACKING	4	R					
14	6211 - 312 - 001 - 20	GASKET/GEARCASE	1	R					
15	6211 - 312 - 002 - 20	GASKET/PLATE	1	R					
16	V720 - 102 - 401 - 50	O - RING/P15	1	R					
17	6213 - 614 - 003 - 10	GASKET/WATER PUMP	1	R					
18	6213 - 614 - 006 - 10	GASKET/SPACER	1	R					
19	6213 - 743 - 002 - 10	GASKET/HOUSING	1	R					
20	V723 - 102 - 005 - 50	O - RING	1	R					
21	6209 - 630 - 002 - 10	GASKET	1	R					

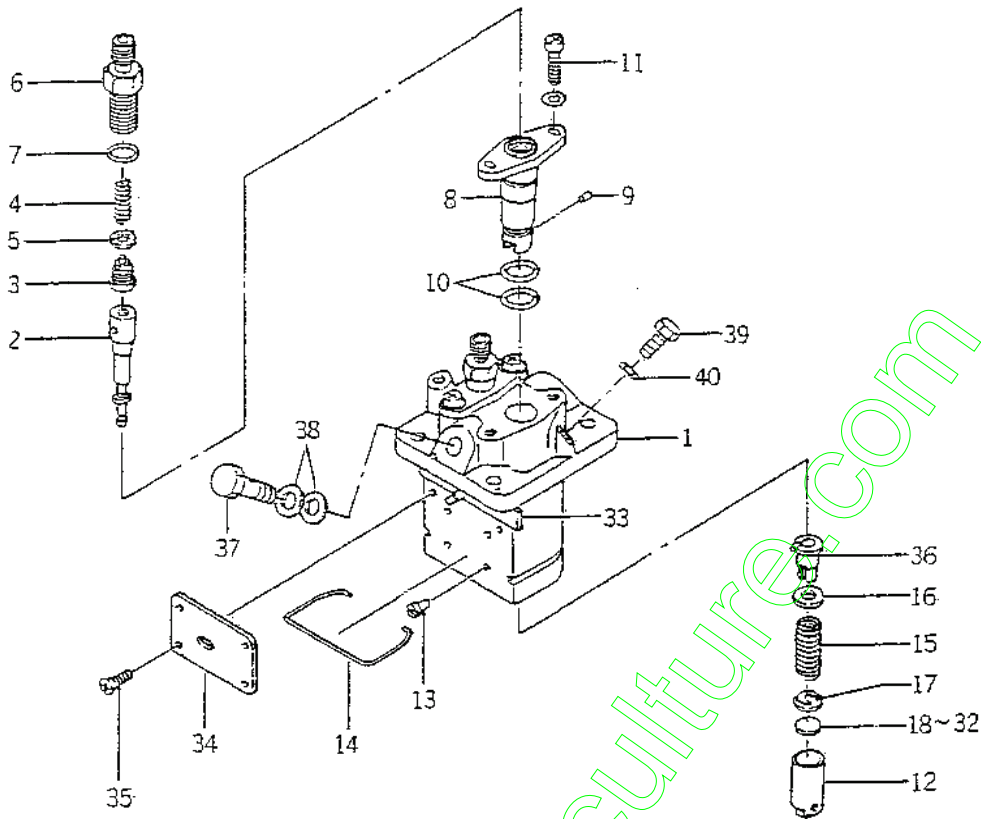
FIG. 25 6215 - 300 - 005 - 00



6043-561C

KEY	PART CODE	DESCRIPTION	QTY	TYPE OF MODEL		I T C	C O L	G R P	REMARKS
				E262 G01					
1	6215 - 311 - 005 - 00	NOZZLE	2	*					
2	6215 - 330 - 007 - 00	HOLDER,NOZZLE ASSY	2	*					
3	6215 - 342 - 002 - 00	SEAT,SPRING	2	*					
4	6215 - 343 - 002 - 00	SPRING,NOZZLE	2	*					
5	6215 - 345 - 044 - 00	SHIM/T = 0.1	2	*					
6	6215 - 345 - 045 - 00	SHIM/T = 0.2	2	*					
7	6215 - 345 - 046 - 00	SHIM/T = 0.3	2	*					
8	6215 - 345 - 047 - 00	SHIM/T = 0.4	2	*					
9	6215 - 345 - 048 - 00	SHIM/T = 0.5	2	*					
10	6215 - 345 - 049 - 00	SHIM/T = 0.52	2	*					
11	6215 - 345 - 050 - 00	SHIM/T = 0.54	2	*					
12	6215 - 345 - 051 - 00	SHIM/T = 0.56	2	*					
13	6215 - 345 - 052 - 00	SHIM/T = 0.58	2	*					
14	6215 - 345 - 053 - 00	SHIM/T = 0.8	2	*					
15	6215 - 339 - 002 - 00	SPACER	2	*					
16	6215 - 332 - 002 - 00	NUT,RETAINING	2	*					
17	6215 - 359 - 003 - 00	GASKET	2	*					
18	6215 - 355 - 003 - 00	EYE	2	*					
19	6215 - 359 - 004 - 00	NUT	2	*					

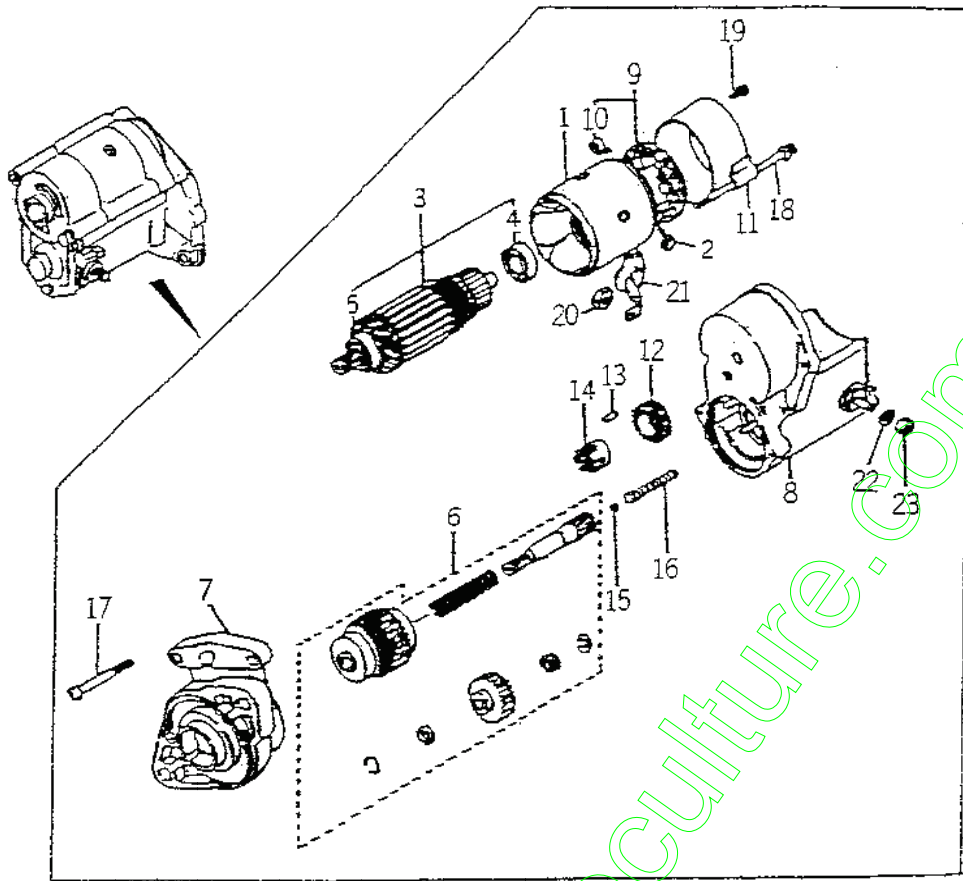
FIG. 26 6215 - 600 - 057 - 00



6043-510F

KEY	PART CODE	DESCRIPTION	QTY	TYPE OF MODEL		I T C	C O L	G R P	REMARKS
				E262 G01					
1	6215 - 611 - 003 - 00	HOUSING PUMP	1	*					
2	6215 - 631 - 004 - 00	PLUNGER ASSY	2	*					
3	6215 - 641 - 002 - 00	VALVE, DELIVERY	2	*					
4	6215 - 643 - 003 - 00	SPRING, DELIVERY VALVE	2	*					
5	6215 - 649 - 003 - 00	GASKET	2	*					
6	6215 - 644 - 003 - 00	HOLDER, DELIVERY VALVE	2	*					
7	6215 - 649 - 004 - 00	O - RING	2	*					
8	6215 - 635 - 002 - 00	SLEEVE, FRANGE	2	*					
9	6215 - 649 - 005 - 00	PIN	2	*					
10	6215 - 649 - 006 - 00	O - RING	4	*					
11	6215 - 649 - 007 - 00	SCREW	4	*					
12	6215 - 622 - 002 - 00	TAPPET	2	*					
13	6215 - 629 - 017 - 00	PIN	2	*					
14	6215 - 629 - 019 - 00	RING SNAP	1	*					
15	6215 - 634 - 002 - 00	SPRING, PLUNGER	2	*					
16	6215 - 639 - 006 - 00	SEAT, SPRING	2	*					
17	6215 - 639 - 007 - 00	SEAT, SPRING	2	*					
18	6215 - 629 - 020 - 00	PLATE / T = 1.80	1	*					
19	6215 - 629 - 021 - 00	PLATE / T = 1.85	1	*					
20	6215 - 629 - 022 - 00	PLATE / T = 1.90	1	*					
21	6215 - 629 - 023 - 00	PLATE / T = 1.95	1	*					
22	6215 - 629 - 024 - 00	PLATE / T = 2.00	1	*					
23	6215 - 629 - 025 - 00	PLATE / T = 2.05	1	*					
24	6215 - 629 - 026 - 00	PLATE / T = 2.10	1	*					
25	6215 - 629 - 027 - 00	PLATE / T = 2.15	1	*					

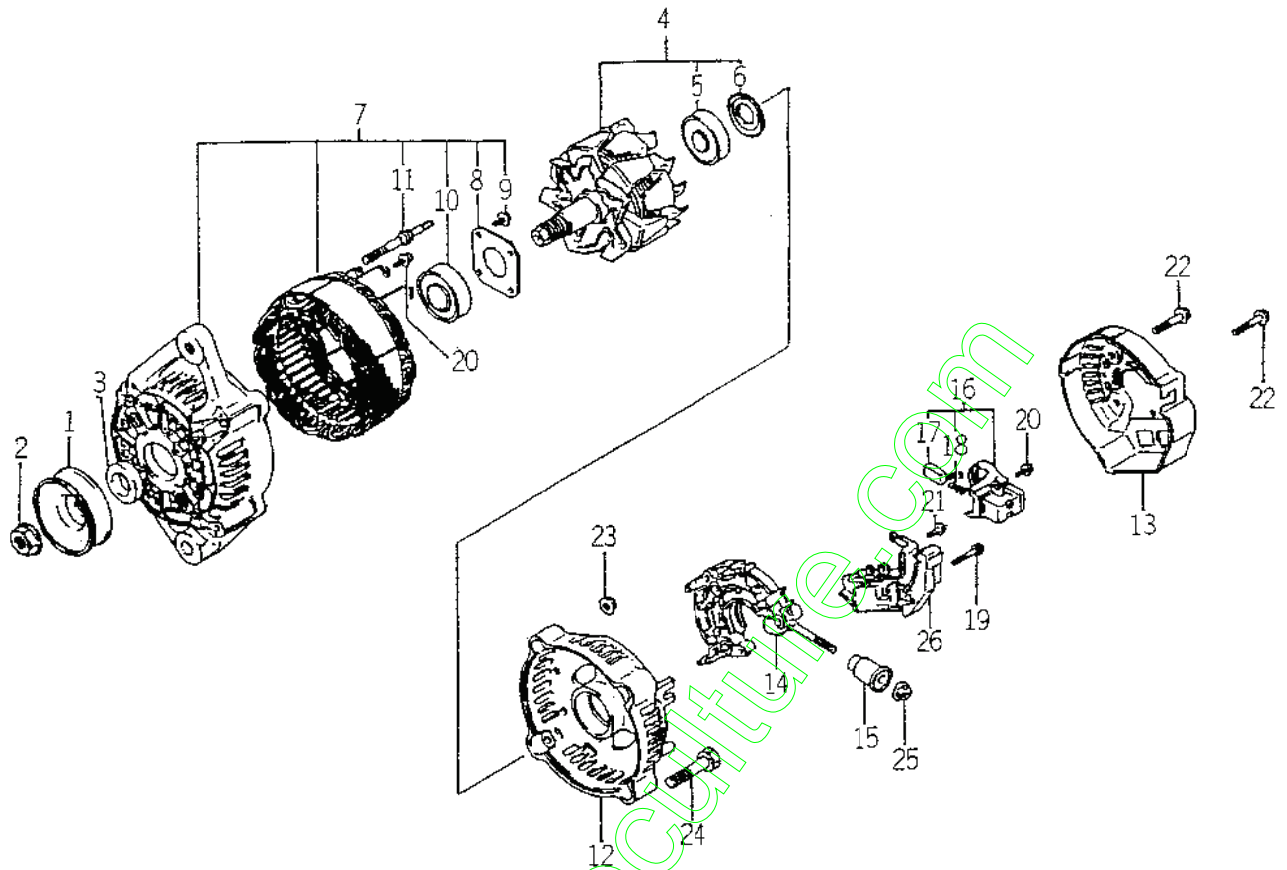
FIG. 27 6281 - 100 - 003 - 00



E262 001C

KEY	PART CODE	DESCRIPTION	QTY	TYPE OF MODEL		I T C	C O L	G R P	REMARKS
				E262 001					
1	6281 - 111 - 002 - 00	YOKE/STARTER	1	*					
2	6281 - 116 - 002 - 00	STARTER KIT	2	*					
3	6281 - 121 - 003 - 00	ARMATURE	1	*					
4	6281 - 129 - 010 - 00	BEARING,BALL	1	*					
5	6281 - 129 - 011 - 00	BEARING,BALL	1	*					
6	6281 - 124 - 001 - 00	STARTER KIT	1	*					
7	6281 - 129 - 007 - 00	HOUSING/STARTER ASSY	1	*					
8	6281 - 151 - 004 - 00	SWITCH/STARTER ASSY	1	*					
9	6281 - 118 - 001 - 00	HOLDER ASSY	1	*					
10	6581 - 117 - 007 - 00	SPRING,BRUSH	4	*					
11	6281 - 115 - 004 - 00	FRAME/STARTER END	1	*					
12	6581 - 123 - 011 - 00	PINION,STARTER	1	*					
13	6581 - 129 - 099 - 00	WORM	5	*					
14	6581 - 129 - 100 - 00	RETAINER	1	*					
15	6581 - 129 - 092 - 00	BALL	1	*					
16	6581 - 129 - 096 - 00	SPRING	1	*					
17	6281 - 129 - 006 - 00	SCREW	2	*					
18	6281 - 129 - 008 - 00	BOLT/WS	2	*					
19	6281 - 129 - 009 - 00	SCREW/WS	2	*					
20	6909 - 111 - 508 - 00	NUT	1	*					
21	6281 - 129 - 019 - 00	CAP/RABBER	4	*					
22	6909 - 150 - 508 - 00	WASHER	1	*					
23	6909 - 110 - 408 - 00	NUT/M8	1	*					

FIG. 28 6281 - 200 - 016 - 00



6003-301G

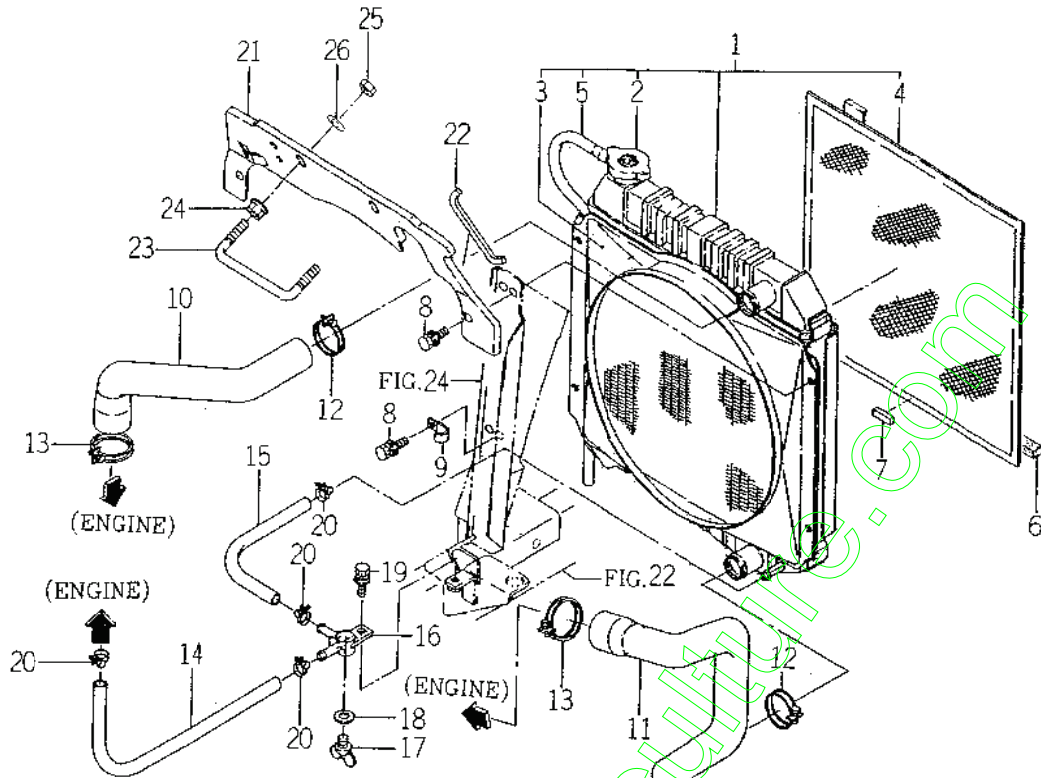
KEY	PART CODE	DESCRIPTION	QTY	TYPE OF MODEL		I T C	C O L	G R P	REMARKS
				E262 G01					
1	6281 - 222 - 004 - 00	PULLEY	1	*					
2	6281 - 229 - 002 - 00	NUT	1	*					
3	6281 - 229 - 003 - 00	COLLOR	1	*					
4	6281 - 221 - 001 - 00	ROTOR ASSY	1	*					
5	6281 - 229 - 005 - 00	BEARING	1	*					
6	6281 - 229 - 004 - 00	COVER,BEARING	1	*					
7	6281 - 213 - 003 - 00	FRAME,DRIVE END ASSY	1	*					
8	6281 - 229 - 006 - 00	PLATE	1	*					
9	6281 - 229 - 007 - 00	BOLT	4	*					
10	6281 - 229 - 009 - 00	BEARING	1	*					
11	6281 - 229 - 008 - 00	BOLT	2	*					
12	6281 - 214 - 003 - 00	FRAME	1	*					
13	6281 - 214 - 004 - 00	COVER	1	*					
14	6281 - 229 - 010 - 00	HOLDER ASSY	1	*					
15	6281 - 229 - 011 - 00	BUSH	1	*					
16	6281 - 217 - 001 - 00	HOLDER,BRUSH ASSY	1	*					
17	6281 - 215 - 001 - 00	BRUSH	2	*					
18	6281 - 216 - 001 - 00	SPRING	2	*					
19	6281 - 229 - 012 - 00	BOLT	2	*					
20	6281 - 229 - 013 - 00	BOLT	6	*					
21	6281 - 229 - 014 - 00	BOLT	1	*					
22	6281 - 229 - 015 - 00	BOLT	3	*					
23	6281 - 229 - 016 - 00	NUT	2	*					
24	6281 - 229 - 017 - 00	BOLT	2	*					
25	6281 - 229 - 018 - 00	NUT	1	*					

CHASSIS

www.emc-motoculture.com

CHASSIS

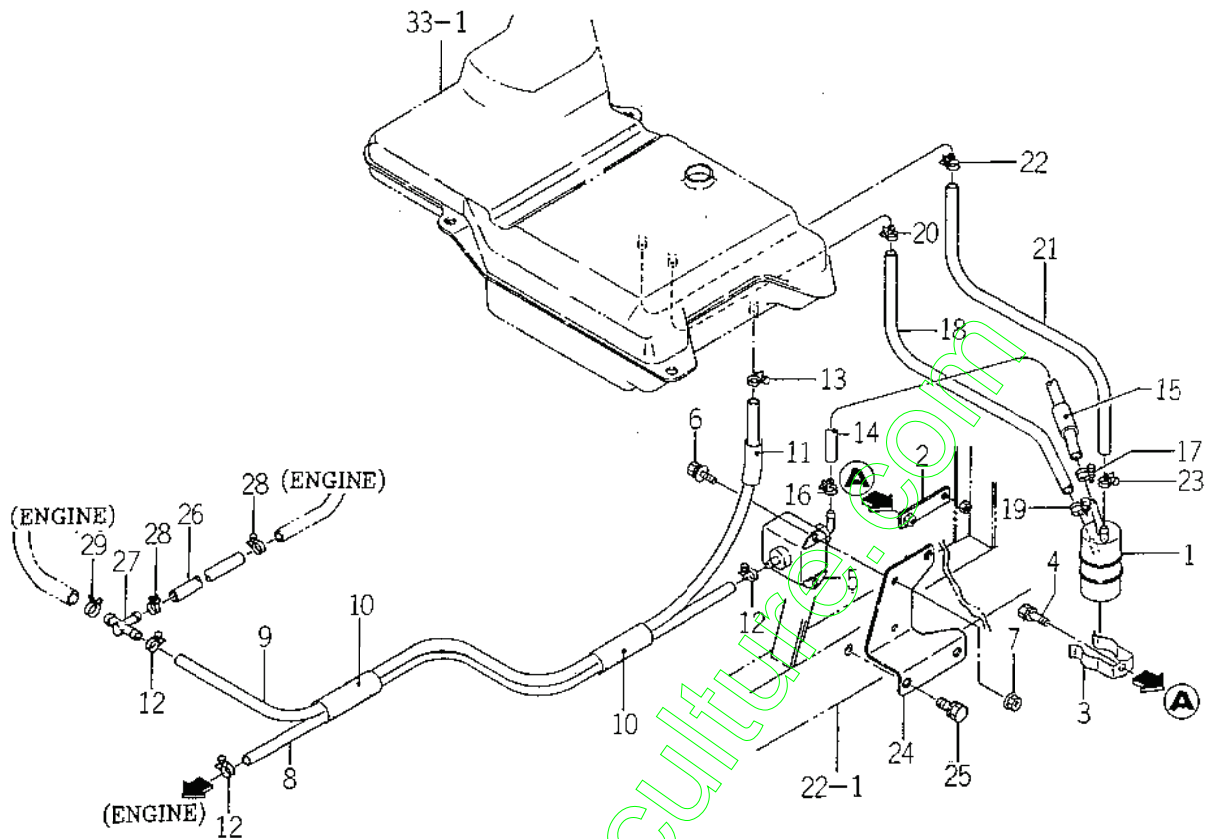
FIG. 2 RADIATOR SYSTEM



1593-102A

KEY	PART CODE	DESCRIPTION	QTY	TYPE OF MODEL		I T C	C O L	G R P	REMARKS
				SG153H					
1	1593 - 102 - 500 - 10	RADIATOR ASSY	1	*					
2	1593 - 102 - 502 - 00	CAP	1	*					
3	1593 - 102 - 503 - 00	SHRUOD,FAN	1	*					
4	1593 - 102 - 504 - 00	PROTECTOR,FRONT	1	*					
5	1593 - 102 - 505 - 00	HOSE,VINYL	1	*					
6	1593 - 102 - 005 - 30	SEAL (10X10X340)	1	*					
7	1593 - 102 - 011 - 00	SEAL (10X05X27)	1	*					
8	V211 - 360 - 802 - 00	BOLT (SP) M8X20	4	*					
9	1425 - 621 - 004 - 00	CLAMP,HARNESS	1	*					
10	1593 - 102 - 001 - 10	HOSE,RADIATOR/UP	1	*					
11	1593 - 102 - 002 - 10	HOSE,RADIATOR/LW	1	*					
12	J061 - 232 - 040 - 00	CLAMP/WIRE/32 - 40	2	*					
13	J061 - 238 - 046 - 00	CLAMP/WIRE/38 - 46	2	*					
14	1593 - 102 - 003 - 20	HOSE/270	1	*					
15	1593 - 102 - 004 - 20	HOSE/210	1	*					
16	1560 - 104 - 010 - 40	CONNECTOR	1	*					
17	1424 - 101 - 203 - 00	PLUG	1	*					
18	1424 - 101 - 204 - 00	PACKING	1	*					
19	V211 - 360 - 802 - 00	BOLT (SP) M8X20	1	*					
20	J061 - 210 - 015 - 00	CLAMP/WIRE/10 - 15	4	*					
21	1593 - 102 - 006 - 50	PANEL/RADIATOR	1	*					
22	1593 - 102 - 012 - 00	SEAL (10X05X130)	1	*					
23	1593 - 102 - 009 - 10	HOOK,RADIATOR PANEL	1	*					
24	V363 - 260 - 010 - 00	NUT/M10	2	*					
25	V304 - 260 - 010 - 00	NUT	2	*					

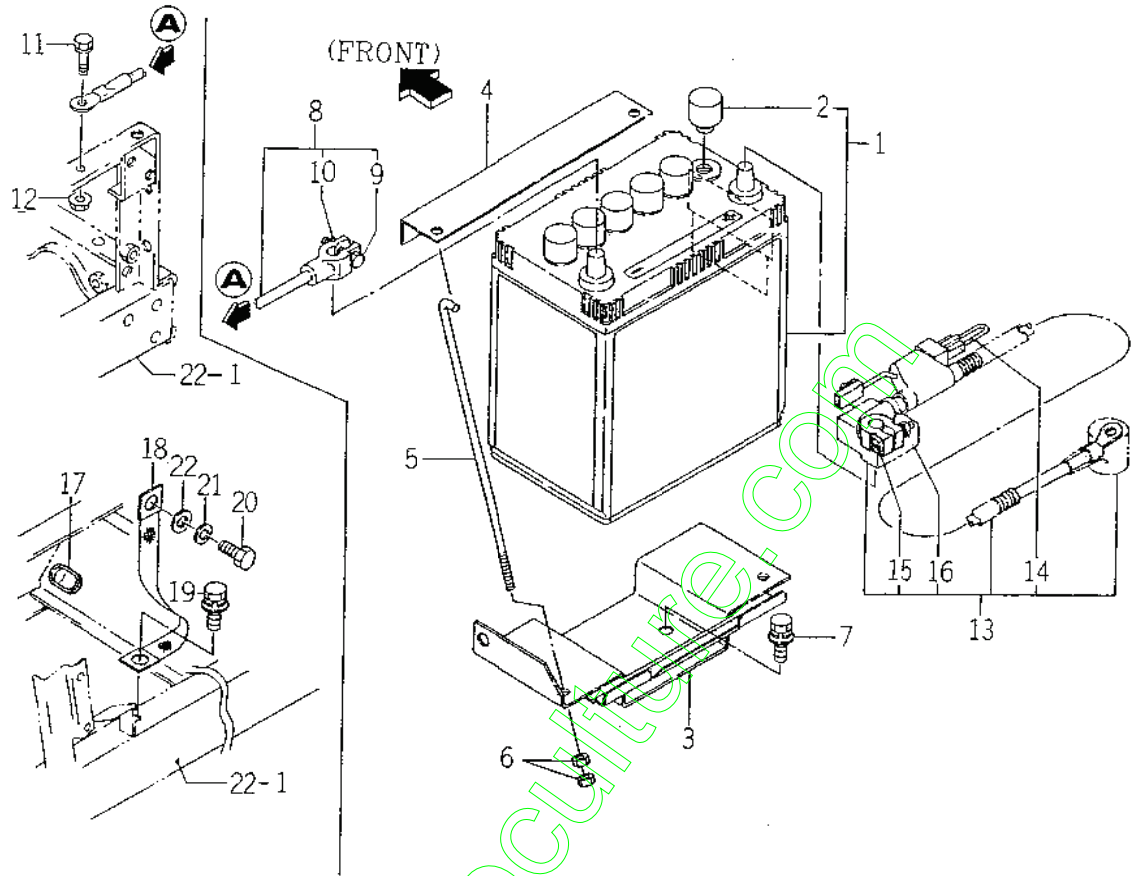
FIG. 4 FUEL FILTER AND FUEL HOSE SYSTEM



1608-105

KEY	PART CODE	DESCRIPTION	QTY	TYPE OF MODEL		I T C	C O L	G R P	REMARKS
				SG153H					
1	6213 - 200 - 002 - 10	FILTER,FUEL	1	*					
2	1608 - 105 - 230 - 00	PLATE/1/19X85 COMP	1	*					
3	6219 - 755 - 001 - 00	HOLDER (FUEL FILTER)	1	*					
4	V211 - 260 - 801 - 60	BOLT,SEMS (S) M8X16	1	*					
5	1588 - 105 - 210 - 00	PUMP,FUEL	1	*					
6	V210 - 360 - 601 - 60	BOLT (SP) /M6X16	2	*					
7	V360 - 260 - 006 - 00	NUT/M6	2	*					
8	1608 - 105 - 221 - 00	HOSE 1300	1	*					
9	1608 - 105 - 222 - 10	HOSE/1970	1	*					
10	1593 - 105 - 213 - 10	PROTECTOR	2	*					
11	1608 - 105 - 223 - 00	PROTECTOR	1	*					
12	J061 - 210 - 012 - 00	CLAMP/WIRE/10 - 12	3	*					
13	J061 - 211 - 013 - 00	CLAMP/WIRE/11 - 13	1	*					
14	1608 - 105 - 001 - 40	HOSE/225	1	*					
15	1608 - 105 - 223 - 00	PROTECTOR	1	*					
16	J061 - 210 - 012 - 00	CLAMP/WIRE/10 - 12	1	*					
17	J061 - 211 - 013 - 00	CLAMP/WIRE/11 - 13	1	*					
18	1608 - 105 - 240 - 20	HOSE/06X10X365	1	*					
19	J061 - 210 - 012 - 00	CLAMP/WIRE/10 - 12	1	*					
20	J061 - 209 - 011 - 00	CLAMP/WIRE/09 - 11	1	*					
21	1608 - 105 - 003 - 30	HOSE/06X12X115	1	*					
22	J061 - 210 - 012 - 00	CLAMP/WIRE/10 - 12	1	*					
23	J061 - 211 - 013 - 00	CLAMP/WIRE/11 - 13	1	*					
24	1608 - 105 - 211 - 00	PLATE/FUELPUMP	1	*					
25	V211 - 261 - 002 - 00	BOLT,SEMS	2	*					

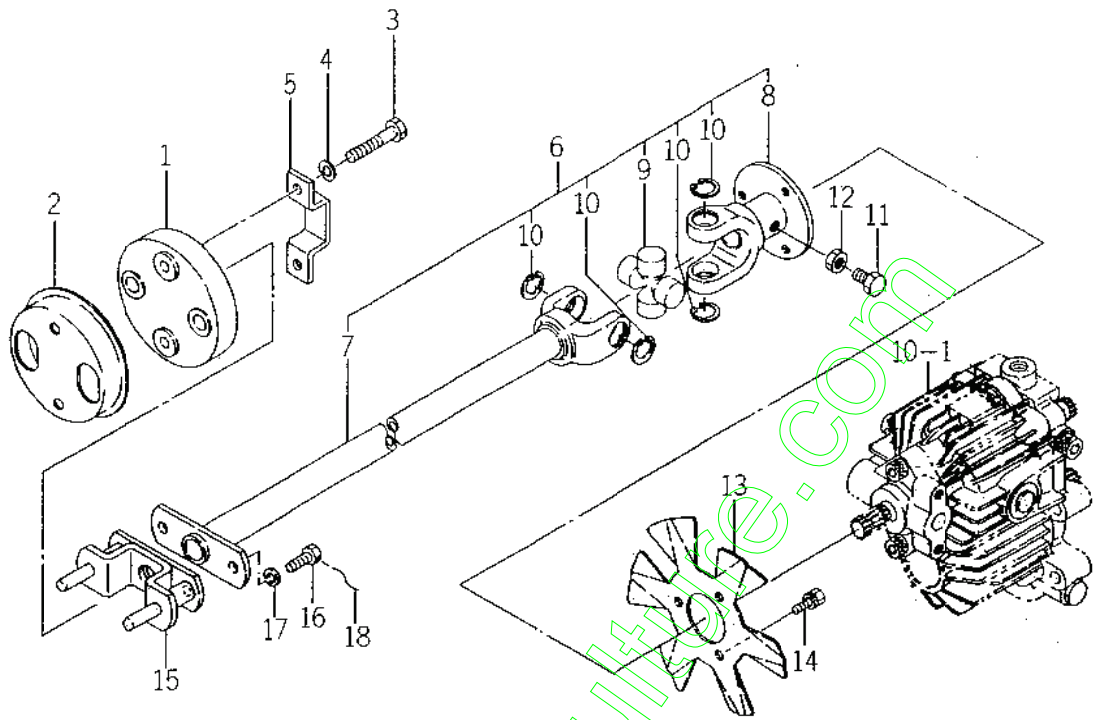
FIG. 5 BATTERY SYSTEM



1593-112

KEY	PART CODE	DESCRIPTION	QTY	TYPE OF MODEL		I T C	C O L	G R P	REMARKS
				SG153H					
1	1593 - 112 - 200 - 10	BATTERY / 38B20L ASSY	1	*					
2	1427 - 621 - 002 - 10	CAP, BATTERY	1	*					
3	1593 - 112 - 510 - 30	PLATE, BATTERY	1	*					
4	1593 - 112 - 051 - 30	HOLDER, BATTERY	1	*					
5	1593 - 112 - 002 - 50	BOLT, BATTERY	2	*					
6	V301 - 260 - 006 - 00	NUT / M 6	4	*					
7	V211 - 360 - 802 - 00	BOLT (SP) M8X20	3	*					
8	1593 - 112 - 003 - 20	CABLE, EARTH	1	*					
9	1593 - 112 - 222 - 00	BOLT / M06X28	1	*					
10	1600 - 112 - 232 - 00	NUT / M06	1	*					
11	V211 - 260 - 801 - 60	BOLT, SEMS (S) M8X16	1	*					
12	V363 - 260 - 008 - 00	NUT, LOCK / M8	1	*					
13	1593 - 112 - 520 - 10	CABLE	1	*					
14	3652 - 261 - 202 - 00	LINK, FUSIBLE	1	*					
15	1600 - 112 - 231 - 00	BOLT / M06X32	1	*					
16	1600 - 112 - 232 - 00	NUT / M06	1	*					
17	1593 - 623 - 001 - 00	GROMMET	1	*					
18	3626 - 276 - 003 - 00	CABLE, WIRE	1	*					
19	V211 - 361 - 002 - 00	BOLT, SEMS	1	*					
20	V203 - 461 - 002 - 00	BOLT / M10X1.25X20	1	*					
21	V401 - 160 - 010 - 00	WASHER, SP / M10	1	*					
22	V411 - 260 - 010 - 00	WASHER / M10	1	*					

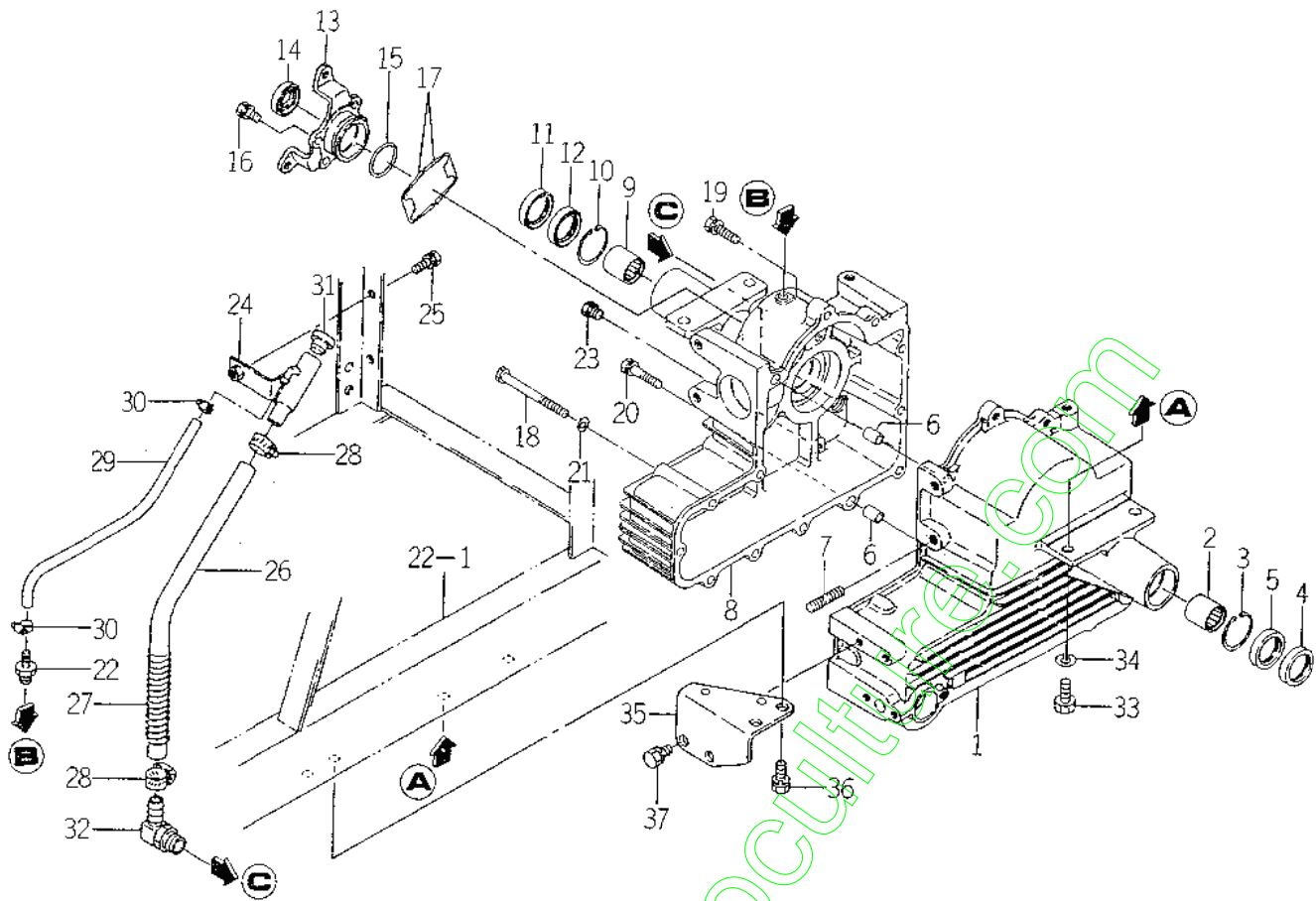
FIG. 7 DRIVE SHAFT SYSTEM



1608-122

KEY	PART CODE	DESCRIPTION	QTY	TYPE OF MODEL		I T C	C O L	G R P	REMARKS
				SG153H					
1	1593 - 122 - 051 - 00	COUPLING	1	*					
2	1608 - 122 - 004 - 00	COVER/COUPLING	1	*					
3	V201 - 460 - 804 - 50	BOLT/M8X45	2	*					
4	V401 - 160 - 008 - 00	WASHER,SP/M 8	2	*					
5	1608 - 122 - 003 - 00	PLATE,STOPPER	1	*					
6	1608 - 122 - 200 - 50	JOINT UNIVERSAL ASSY	1	*					
7	1608 - 122 - 210 - 20	JOINT/HST/F COMP	1	*					
8	1608 - 122 - 220 - 20	JOINT/HST/R COMP	1	*					
9	8592 - 011 - 204 - 00	JOURNAL KIT	1	*					
10	V705 - 140 - 020 - 00	RING,SNAP/20 C	4	*					
11	V201 - 460 - 802 - 00	BOLT/M 8X20	1	*					
12	V304 - 460 - 008 - 00	NUT/M8	1	*					
13	1608 - 122 - 002 - 10	FAN (HST)	1	*					
14	V210 - 260 - 601 - 20	BOLT,SEMS	3	*					
15	1608 - 122 - 230 - 10	JOINT,CAP LING	1	*					
16	1416 - 209 - 005 - 00	BOLT	2	*					
17	V401 - 160 - 008 - 00	WASHER,SP/M 8	2	*					
18		WIRE	1	*					

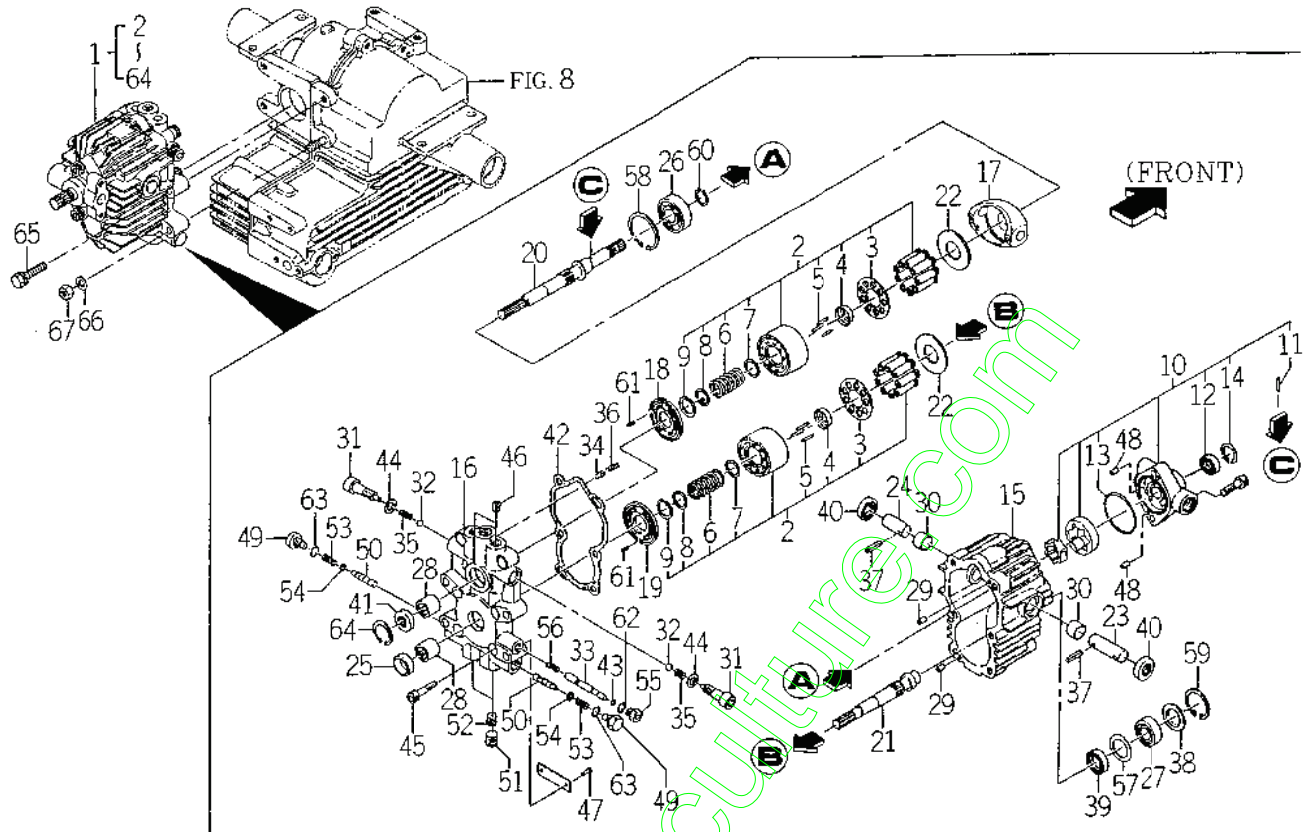
FIG. 8 TRANSMISSION CASE SYSTEM



1608-211

KEY	PART CODE	DESCRIPTION	QTY	TYPE OF MODEL		I T C	C O L	G R P	REMARKS
				SG153H					
1	1608 - 201 - 001 - 40	CASE/TRANSMISSION LH	1	*					
2	V653 - 430 - 403 - 00	BEARING,NR/TA3030Z	1	*					
3	V705 - 140 - 042 - 00	RING,SNAP/42 C	1	*					
4	V744 - 130 - 420 - 80	SEAL,OIL/TC30428	1	*					
5	V740 - 130 - 420 - 80	SEAL,OIL	1	*					
6	3737 - 113 - 005 - 00	PIN,KNOCK	2	*					
7	V251 - 261 - 004 - 5C	BOLT/STUD/SEAL	1	*					
8	1608 - 201 - 002 - 30	CASE/TRANSMISSION RH	1	*					
9	V653 - 430 - 403 - 00	BEARING,NR/TA3030Z	1	*					
10	V705 - 140 - 042 - 00	RING,SNAP/42 C	1	*					
11	V744 - 130 - 420 - 80	SEAL,OIL/TC30428	1	*					
12	V740 - 130 - 420 - 80	SEAL,OIL	1	*					
13	1608 - 201 - 004 - 20	METAL,BRAKE	1	*					
14	V744 - 120 - 350 - 70	SEAL,OIL/TC20357	1	*					
15	V721 - 103 - 104 - 50	O - RING/G45	1	*					
16	V211 - 260 - 801 - 60	BOLT,SEMS (S) M8X16	4	*					
17	1608 - 201 - 005 - 10	SHIM (BRAKE METAL)	2	*					
18	V201 - 260 - 809 - 50	BOLT/M 8X95	6	*					
19	V211 - 260 - 803 - 00	BOLT,SEMS	6	*					
20	V211 - 260 - 804 - 00	BOLT,SEMS	1	*					
21	V401 - 160 - 008 - 00	WASHER,SP/M 8	6	*					
22	2137 - 223 - 004 - 00	ADAPTER (STRAIGHT)	1	*					
23	7955 - 201 - 026 - 00	PLUG,DRAIN (1/4)	1	*					
24	1608 - 201 - 200 - 20	PLATE,FILLER COMP	1	*					
25	V211 - 260 - 802 - 00	BOLT,SEMS (S)	1	*					

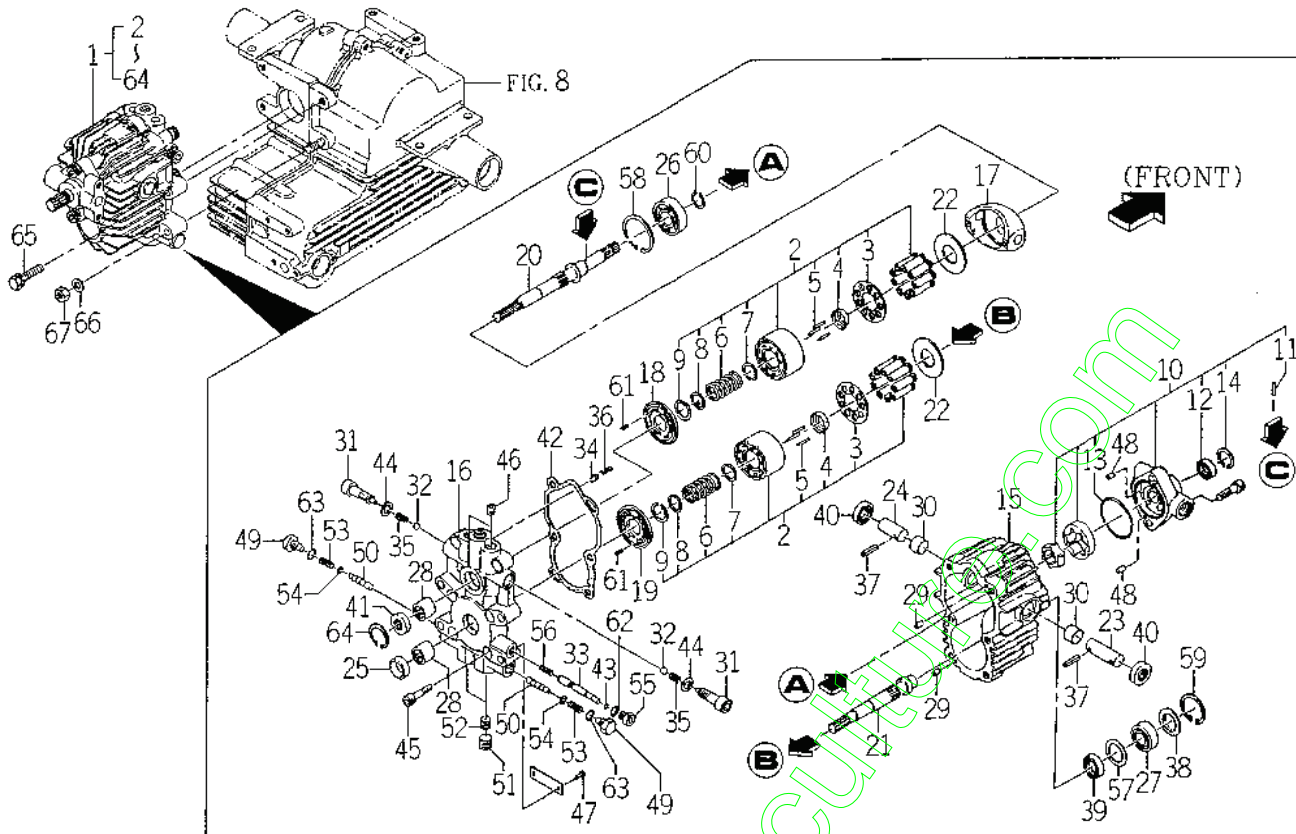
FIG. 10 HST SYSTEM (1)



1608-205

KEY	PART CODE	DESCRIPTION	QTY	TYPE OF MODEL		I T C	C O L	G R P	REMARKS
				SG153H					
1	1608 - 205 - 200 - 10	HST ASSY	1	*					
2	1608 - 205 - 260 - 00	CYLINDERBLOCK ASSY	2	*					
3	1608 - 205 - 263 - 00	RETAINERPLATE	2	*					
4	1608 - 205 - 264 - 00	RETAINERHOLDER	2	*					
5	1608 - 205 - 265 - 00	PIN	6	*					
6	1608 - 205 - 266 - 00	SPRING	2	*					
7	1608 - 205 - 267 - 00	SPRINGHOLDER	2	*					
8	1608 - 205 - 268 - 00	WASHER	2	*					
9	1608 - 205 - 269 - 00	SNAPRING	2	*					
10	1608 - 205 - 280 - 00	CHARGE PUMP ASSY	1	*					
11	1608 - 205 - 283 - 00	PIN	1	*					
12	1608 - 205 - 284 - 00	SEAL,OIL	1	*					
13	1608 - 205 - 285 - 00	O - RING	1	*					
14	V7C5 - 140 - 030 - 00	RING,SNAP/30 C	1	*					
15	1608 - 205 - 201 - 00	CASE	1	*					
16	1608 - 205 - 202 - 00	PORTBLOCK	1	*					
17	1608 - 205 - 203 - 00	SLANTBOARD/P	1	*					
18	1608 - 205 - 204 - 00	VALVEPLATE	1	*					
19	1608 - 205 - 205 - 00	VALVEPLATE	1	*					
20	1608 - 205 - 206 - 10	SHAFT/P	1	*					
21	1608 - 205 - 207 - 00	SHAFT/M	1	*					
22	1608 - 205 - 208 - 00	THRUST PLATE	2	*					
23	1608 - 205 - 209 - 00	TRUNNIONPIN	1	*					
24	1608 - 205 - 211 - 00	TRUNNIONPIN	1	*					
25	1608 - 205 - 212 - 00	COLLAR	1	*					

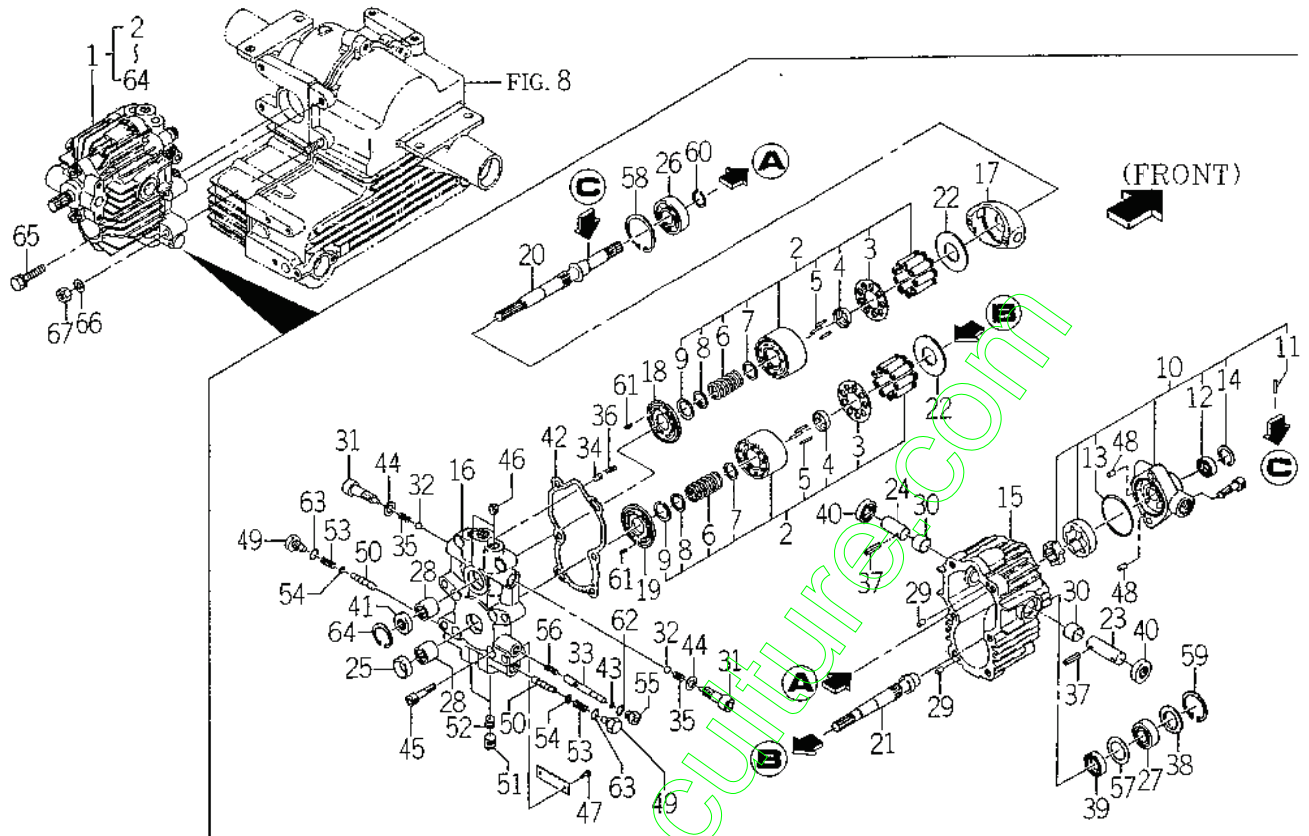
FIG. 10 HST SYSTEM (1)



1608-203

KEY	PART CODE	DESCRIPTION	QTY	TYPE OF MODEL		I T C	C O L	G R P	REMARKS
				SG153H					
26	1608-205-213-00	BALLBEARING	1	*					
27	1608-205-214-00	BALLBEARING	1	*					
28	1608-205-215-00	NEEDLEBEARING	2	*					
29	1608-205-216-00	PIN	2	*					
30	1608-205-217-00	BUSH	2	*					
31	1608-205-218-00	PLUG	2	*					
32	1608-205-219-00	STEELBALL	2	*					
33	1608-205-221-00	UNLOADINGVALVE	1	*					
34	1608-205-222-00	VALVE RELIEF	1	*					
35	1608-205-223-00	SPRING	2	*					
36	1608-205-224-00	SPRING	1	*					
37	1608-205-225-00	SPRINGPIN	2	*					
38	1608-205-226-00	COVER	1	*					
39	1608-205-227-00	OILSEAL	1	*					
40	1608-205-228-00	OILSEAL	2	*					
41	1608-205-229-00	SEAL,OIL	1	*					
42	1608-205-231-00	GASKET	1	*					
43	1608-205-232-00	O-RING	1	*					
44	1608-205-233-00	BONDEDSEAL	2	*					
45	1608-205-234-00	SOCKET-HEADBOLT	8	*					
46	1608-205-235-00	PLUG	2	*					
47	1608-205-236-00	DRIVESCREW	2	*					
48	1608-205-237-00	PIN	2	*					
49	1608-205-238-00	PLUG	2	*					
50	1608-205-239-00	VALVE	2	*					

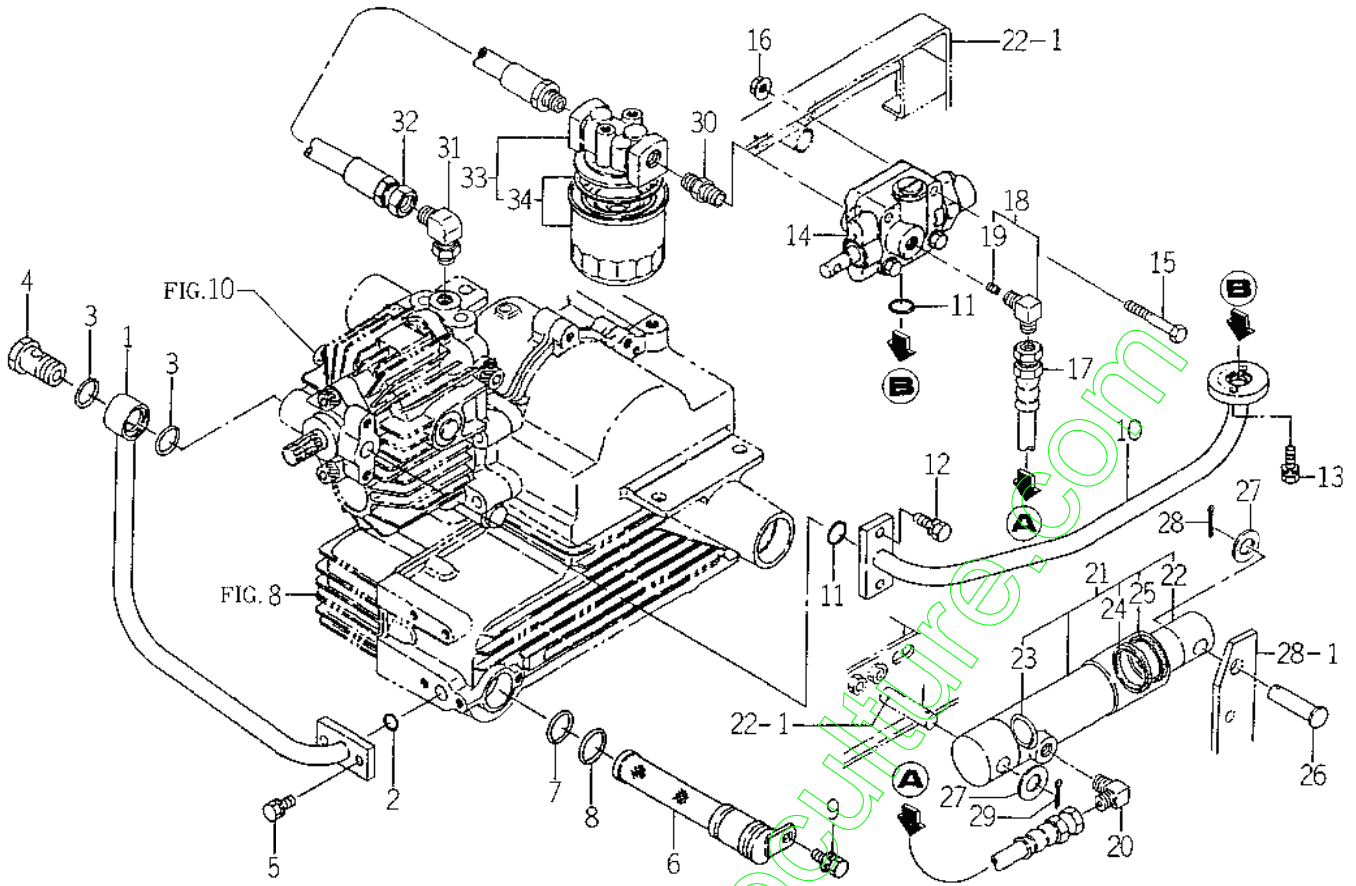
FIG. 10 HST SYSTEM (1)



1608-205

KEY	PART CODE	DESCRIPTION	QTY	TYPE OF MODEL		I T C	C O L	G R P	REMARKS
				SG153H					
51	1608 - 205 - 241 - 00	PLUG	2	*					
52	1608 - 205 - 242 - 00	ORIFICE	2	*					
53	1608 - 205 - 243 - 00	SPRING	2	*					
54	1608 - 205 - 244 - 00	SPRINGHOLDER	2	*					
55	1608 - 205 - 245 - 00	PLUG	1	*					
56	1608 - 205 - 246 - 00	SPRING	1	*					
57	1608 - 205 - 247 - 00	PLATE	1	*					
58	V705 - 140 - 052 - 00	RING,SNAP/52 C	1	*					
59	V705 - 140 - 040 - 00	RING,SNAP/40 C	1	*					
60	V704 - 140 - 020 - 00	RING,SNAP/20C	1	*					
61	V580 - 140 - 401 - 00	PIN/SPRING	2	*					
62	V720 - 111 - 900 - 80	O - RING/P8	1	*					
63	V720 - 112 - 401 - 10	RING/O	2	*					
64	V705 - 140 - 030 - 00	RING,SNAP/30 C	1	*					
65	V211 - 261 - 004 - 50	BOLT (S) /M10X45	3	*					
66	V401 - 160 - 010 - 00	WASHER,SP/M10	1	*					
67	V304 - 260 - 010 - 00	NUT	1	*					

FIG. 11 HST SYSTEM (2)

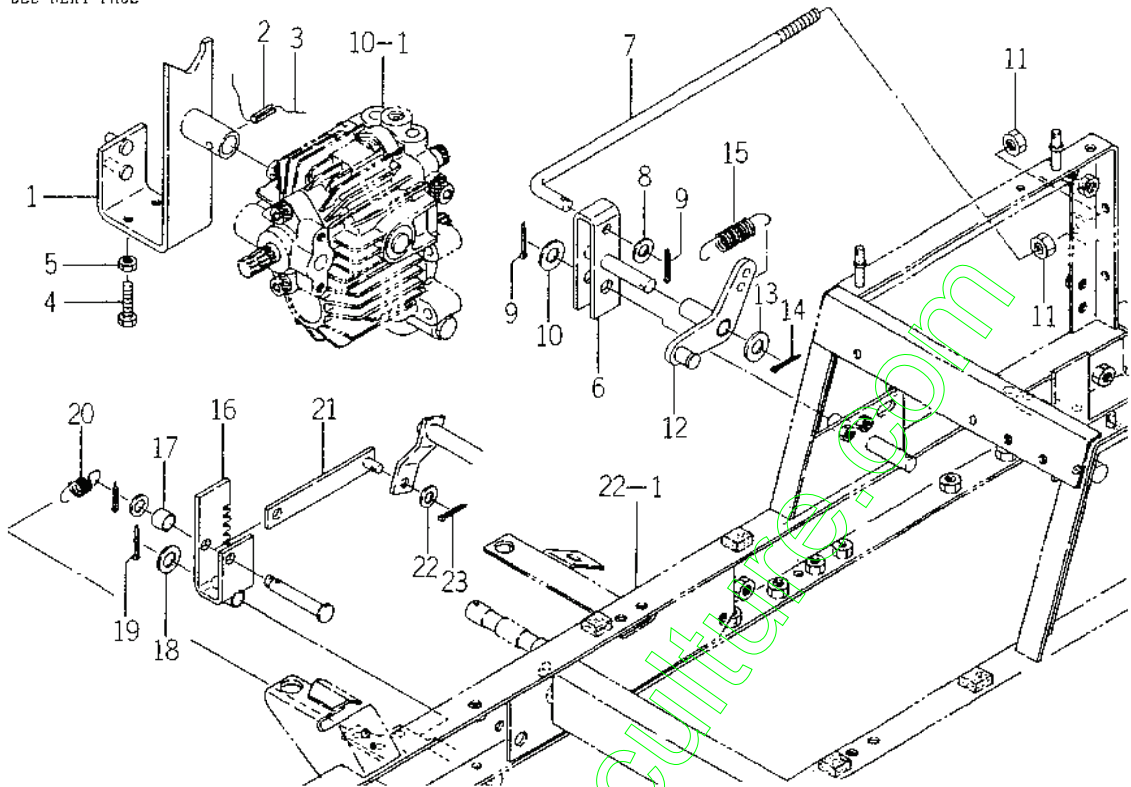


1603-206

KEY	PART CODE	DESCRIPTION	QTY	TYPE OF MODEL		I T C	C C L	G R P	REMARKS
				SG153H					
1	1608 - 206 - 200 - 30	PIPE/SUCTION	1	*					
2	V720 - 102 - 401 - 80	O - RING / P18	1	*					
3	V720 - 102 - 402 - 20	O - RING / P22	2	*					
4	1608 - 206 - 001 - 00	BOLT (CONNECTER / PF1 / 2	1	*					
5	V211 - 260 - 801 - 60	BOLT,SEMS (S) M8X16	2	*					
6	1435 - 201 - 220 - 00	FILTER,SUCTION (HST)	1	*					
7	V720 - 103 - 502 - 40	O - RING / P24	1	*					
8	V720 - 103 - 502 - 60	O - RING / P26	1	*					
9	V211 - 360 - 801 - 60	BOLT,SEMS (SP)	1	*					
10	1608 - 206 - 210 - 20	PIPE / BOOST	1	*					
11	V720 - 102 - 401 - 80	O - RING / P18	2	*					
12	V211 - 260 - 802 - 00	BOLT,SEMS (S)	2	*					
13	V210 - 260 - 802 - 00	BOLT,SEMS (S)	2	*					
14	K211 - 012 - 000 - 00	VALVE,CONTROL	1	*					FIG 044
15	V201 - 260 - 806 - 00	BOLT / M 8X60	2	*					
16	V363 - 260 - 008 - 00	NUT,LOCK / M8	2	*					
17	3664 - 351 - 006 - 00	HOSE ASSY	1	*					
18	1608 - 206 - 240 - 00	ADAPTER (90°) ORIFICE	1	*					
19	1608 - 206 - 241 - 00	BOLT	1	*					
20	3768 - 185 - 022 - 10	ADAPTER (90° / PUMP)	1	*					
21	K182 - 032 - 000 - 00	CYLINDER ASSY	1	*					
22	K182 - 032 - 001 - 00	PISTON	1	*					
23	K182 - 002 - 002 - 00	STOPPER,PISTON	1	*					
24	K182 - 032 - 002 - 00	ROD PACKING	1	*					
25	K182 - 032 - 003 - 00	DUST / SEAL	1	*					

FIG. 12 HST SYSTEM (3) (1/3)

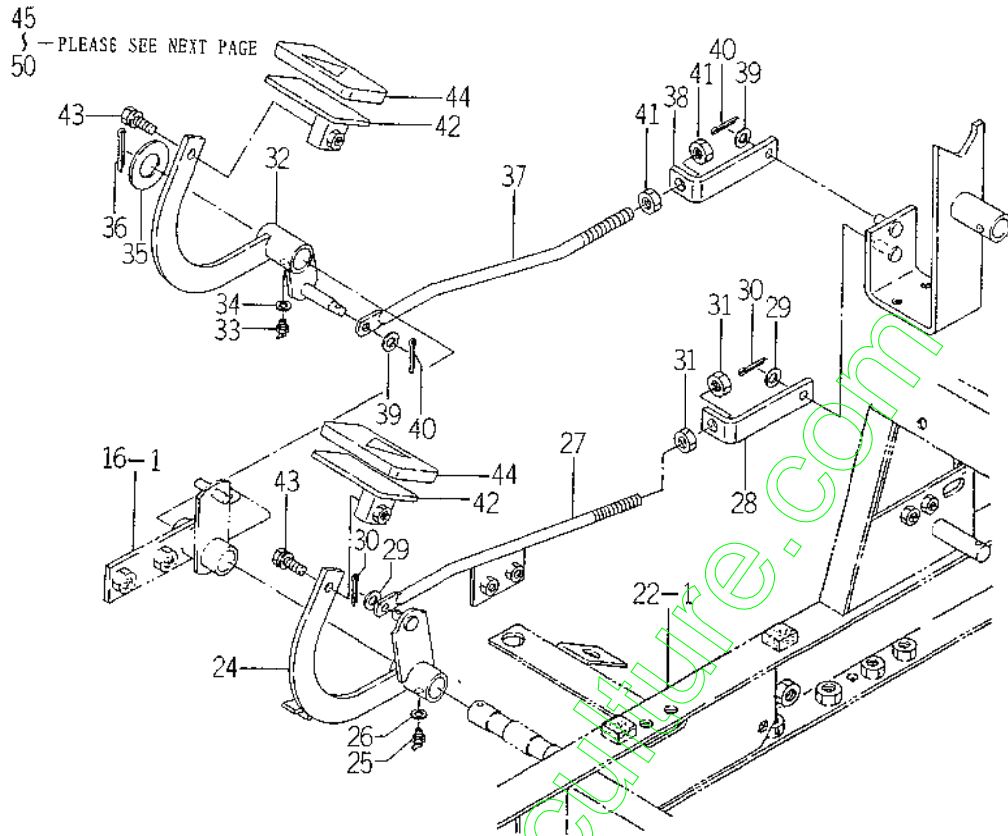
24
 • — PLEASE SEE NEXT PAGE
 25



1608-207

KEY	PART CODE	DESCRIPTION	QTY	TYPE OF MODEL		I T C	C O L	G R P	REMARKS
				SG153H					
1	1608 - 207 - 200 - 30	PLATE,TRANON	1	*					
2	V580 - 140 - 602 - 50	PIN,SPRING/6 X25 W	1	*					
3		WIRE	1	*					
4	V201 - 260 - 803 - 50	BOLT/M 8X35	2	*					
5	V304 - 260 - 008 - 00	NUT/M 8	2	*					
6	1608 - 207 - 210 - 20	PIN (NEUTRAL)	1	*					
7	1608 - 207 - 011 - 00	ROD (NEUTRAL)	1	*					
8	V411 - 260 - 010 - 00	WASHER /M10	1	*					
9	V500 - 163 - 002 - 00	PIN,SPLIT/3 X20	2	*					
10	V411 - 260 - 012 - 00	WASHER /M12	1	*					
11	V304 - 260 - 010 - 00	NUT	2	*					
12	1608 - 207 - 220 - 20	LOCK (NEUTRAL)	1	*					
13	V411 - 260 - 012 - 00	WASHER /M12	1	*					
14	V500 - 163 - 002 - 00	PIN,SPLIT/3 X20	1	*					
15	3656 - 115 - 001 - 00	SPRING (HE085)	1	*					
16	1608 - 207 - 230 - 00	PLATE (HOOK) COMP	1	*					
17	1608 - 207 - 012 - 00	COLLAR (12X16X12)	1	*					
18	V411 - 260 - 012 - 00	WASHER /M12	2	*					
19	V500 - 163 - 002 - 00	PIN,SPLIT/3 X20	1	*					
20	3631 - 671 - 003 - 00	SPRING,ROD COVER	1	*					
21	1608 - 207 - 280 - 10	PLSTE (1/22X134) COMP	1	*					
22	V411 - 260 - 008 - 00	WASHER,PL/M 8	1	*					
23	V500 - 163 - 001 - 50	PIN,SPLIT/3 X15	1	*					
24	1608 - 207 - 240 - 20	ARM (HST/F) COMP	1	*					
25	V762 - 150 - 000 - 00	NIPPLE,GREASE/B - M6F	1	*					

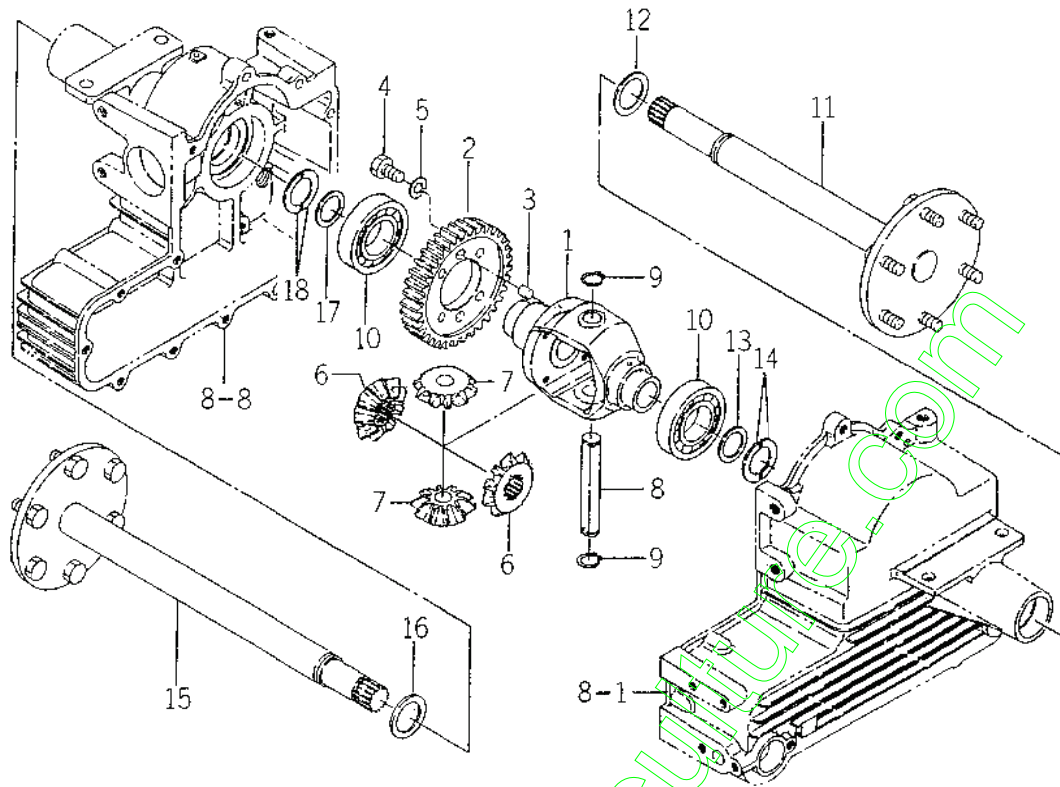
FIG. 12 HST SYSTEM (3) (2/3)



1608-207

KEY	PART CODE	DESCRIPTION	QTY	TYPE OF MODEL		I T C	C O L	P R G	REMARKS
				SG153H					
26	V401 - 160 - 006 - 00	WASHER,SP/M 6	1	*					
27	1608 - 207 - 310 - 00	ROD (HST/F) COMP	1	*					
28	1608 - 207 - 004 - 10	PLATE (L/22X100)	1	*					
29	V411 - 260 - 008 - 00	WASHER,PL/M 8	2	*					
30	V500 - 163 - 001 - 50	PIN,SPLIT/3 X15	2	*					
31	V304 - 260 - 010 - 00	NUT	2	*					
32	1608 - 207 - 250 - 20	ARM (HST/REVERSE)	1	*					
33	V762 - 150 - 000 - 00	NIPPLE,GREASE/B - M6F	1	*					
34	V401 - 160 - 006 - 00	WASHER,SP/M 6	1	*					
35	V411 - 260 - 020 - 00	WASHER/M20	1	*					
36	V500 - 163 - 003 - 00	PIN,SPLIT/3X30	1	*					
37	1608 - 207 - 003 - 20	ROD (HST/REVERSE)	1	*					
38	1608 - 207 - 004 - 10	PLATE (L/22X100)	1	*					
39	V411 - 260 - 008 - 00	WASHER,PL/M 8	2	*					
40	V500 - 163 - 001 - 50	PIN,SPLIT/3 X15	2	*					
41	V304 - 260 - 010 - 00	NUT	2	*					
42	1608 - 207 - 260 - 20	PEDAL (HST)	2	*					
43	V211 - 260 - 802 - 00	BOLT,SEMS (S)	2	*					
44	1608 - 207 - 014 - 00	PAD (HST)	2	*					
45	1608 - 207 - 270 - 10	SHAFT (HOOK)	1	*					
46	V411 - 260 - 014 - 00	WASHER,PL/M14	1	*					
47	V500 - 163 - 002 - 50	PIN,SPLIT/3 X25	1	*					
48	1608 - 207 - 290 - 00	ARM (HOOK)	1	*					
49	1593 - 101 - 012 - 00	STOPPER	1	*					
50	V201 - 260 - 805 - 00	BOLT/M 8X50	1	*					

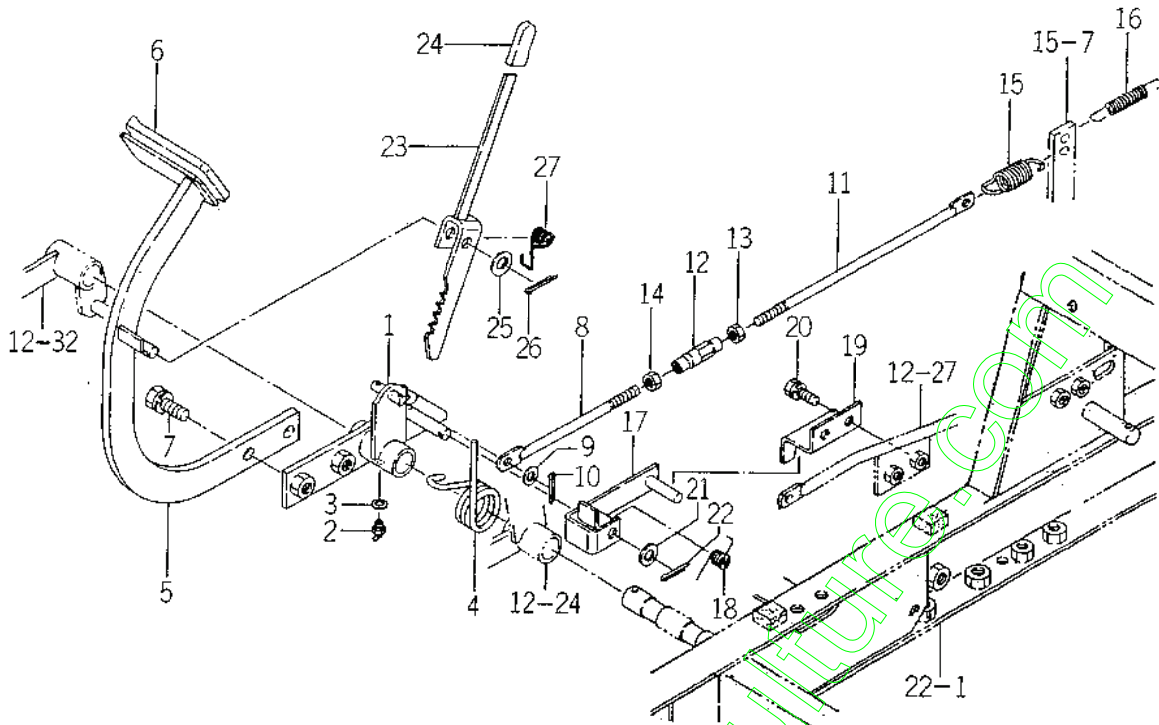
FIG. 14 DIFFERENTIAL GEAR AND WHEEL SHAFT SYSTEM



1608-304

KEY	PART CODE	DESCRIPTION	QTY	TYPE OF MODEL		I T C	C O L	G R P	REMARKS
				SG153H					
1	1593 - 304 - 051 - 20	CASE,DIFF	1	*					
2	1608 - 304 - 001 - 00	GEAR/T40	1	*					
3	1593 - 304 - 008 - 00	PIN (10X18)	2	*					
4	1593 - 304 - 054 - 10	BOLT/M10X1.25X25	4	*					
5	V401 - 160 - 010 - 00	WASHER,SP/M10	4	*					
6	1593 - 304 - 053 - 10	GEAR,BEVEL/12	2	*					
7	1593 - 304 - 055 - 10	PINION,BEVEL/11	2	*					
8	1593 - 304 - 057 - 10	PIN,DIFF PINION	1	*					
9	V704 - 140 - 016 - 00	RING,SNAP/16 C	2	*					
10	V600 - 110 - 620 - 70	BEARING,RB/6207	2	*					
11	1608 - 307 - 200 - 20	SHAFT/WHEEL/LH COMP	1	*					
12	1593 - 307 - 051 - 20	COLLAR/31X41X03	1	*					
13	1593 - 307 - 052 - 10	COLLAR/26X35X03	1	*					
14	1593 - 307 - 053 - 10	COLLAR,WHEEL THRUST	2	*					
15	1608 - 307 - 210 - 20	SHAFT/WHEEL/RH COMP	1	*					
16	1593 - 307 - 051 - 20	COLLAR/31X41X03	1	*					
17	1593 - 307 - 052 - 10	COLLAR/26X35X03	1	*					
18	1593 - 307 - 053 - 10	COLLAR,WHEEL THRUST	2	*					

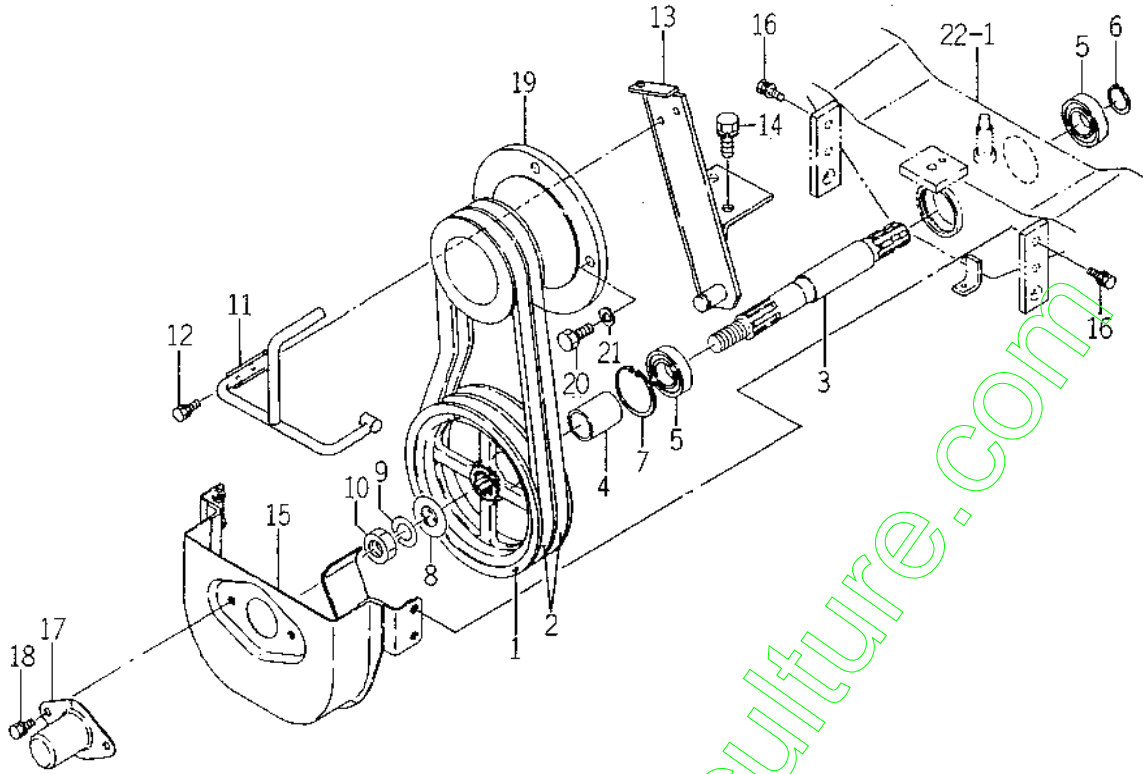
FIG. 16 BRAKE PEDAL AND ARM SYSTEM



1505-312

KEY	PART CODE	DESCRIPTION	QTY	TYPE OF MODEL		I T C	C O L	G R P	REMARKS
				SG153H					
1	1608 - 312 - 200 - 40	ARM/BRAKE COMP	1	*					
2	V760 - 150 - 000 - 00	NIPPLE,GREASE	1	*					
3	V401 - 160 - 006 - 00	WASHER,SP/M 6	1	*					
4	1608 - 312 - 005 - 00	SPRING (HT035)	1	*					
5	1608 - 312 - 210 - 20	ARM (PEDAL)	1	*					
6	1524 - 122 - 001 - 00	PAD	1	*					
7	V211 - 261 - 002 - 50	BOLT (S) M10X25	2	*					
8	1608 - 312 - 002 - 10	ROD (M08X160)	1	*					
9	V411 - 260 - 008 - 00	WASHER,PL/M 8	1	*					
10	V500 - 163 - 001 - 50	PIN,SPLIT/3 X15	1	*					
11	1608 - 312 - 003 - 40	ROD/M08X250	1	*					
12	1444 - 122 - 002 - 00	TURNBUCKLE/M8	1	*					
13	V304 - 260 - 008 - 00	NUT/M 8	1	*					
14	1560 - 132 - 007 - 30	NUT/M8	1	*					
15	1337 - 401 - 006 - 00	SPRING	1	*					
16	1415 - 120 - 006 - 00	SPRING,TENSION/86	1	*					
17	1608 - 312 - 220 - 00	PLATE (BRAKE LOCK)	1	*					
18	1593 - 312 - 056 - 20	SPRING/HT013	1	*					
19	1608 - 312 - 006 - 20	PLATE,LOCK	1	*					
20	V211 - 260 - 802 - 00	BOLT,SEMS (S)	2	*					
21	V411 - 260 - 010 - 00	WASHER/M10	1	*					
22	V500 - 163 - 002 - 00	PIN,SPLIT/3 X20	1	*					
23	1608 - 313 - 200 - 10	PLATE (PARKING) COMP	1	*					
24	3600 - 201 - 013 - 00	GRIP,BRAKE	1	*					
25	V411 - 260 - 010 - 00	WASHER/M10	1	*					

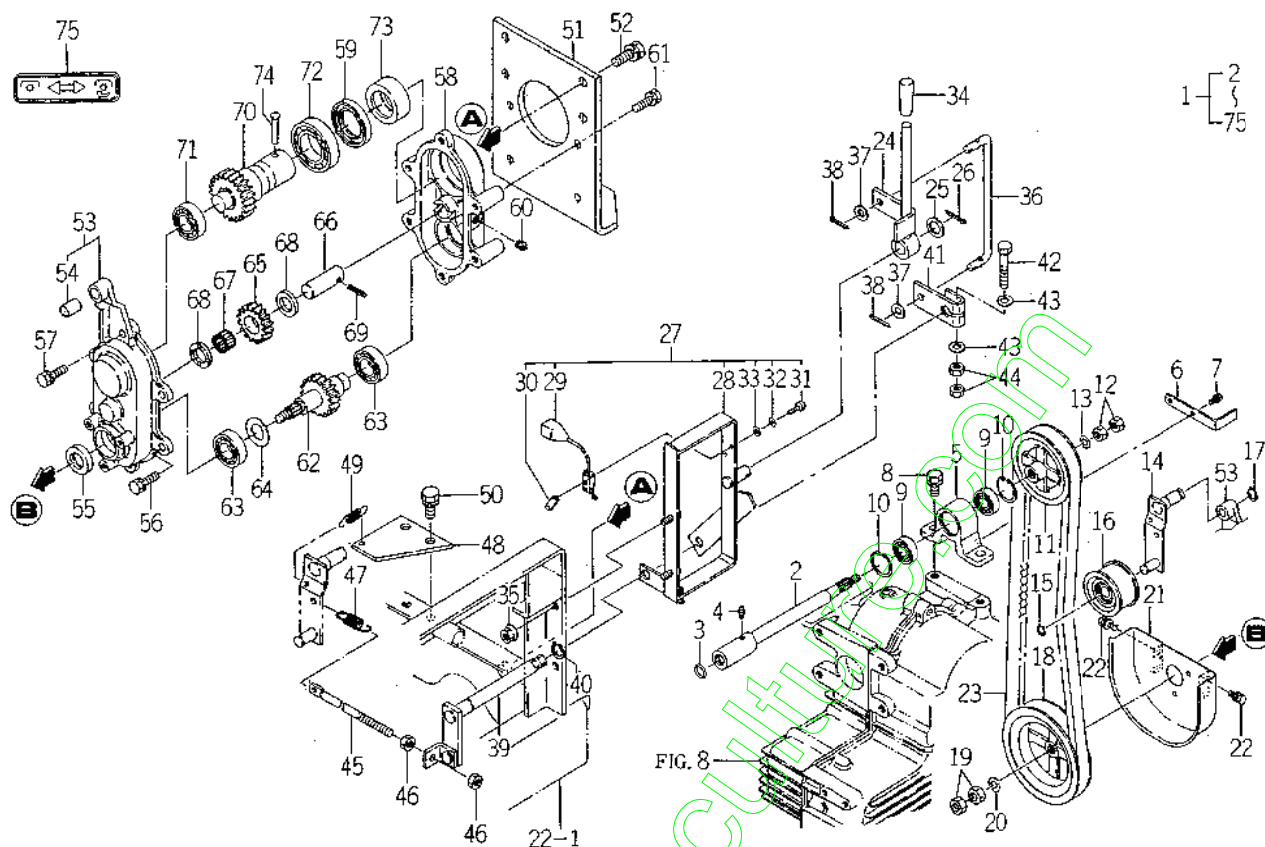
FIG. 19 PTO SHAFT SYSTEM



1555-334B

KEY	PART CODE	DESCRIPTION	QTY	TYPE OF MODEL		I T C	C O L	G R P	REMARKS
				SG153H					
1	1593 - 334 - 056 - 50	PULLY/V2B173	1	*					
2	1593 - 334 - 054 - 30	BELT/VB038	2	*					
3	1593 - 334 - 052 - 00	SHAFT/PTO/MID	1	*					
4	1593 - 334 - 055 - 00	COLLAR/26X32X41	1	*					
5	V600 - 150 - 600 - 50	BEARING,RB/6005SS	2	*					
6	V704 - 140 - 025 - 00	RING,SNAP/25 C	1	*					
7	V705 - 140 - 047 - 00	RING,SNAP/47 C	1	*					
8	3746 - 111 - 011 - 00	WASHER,BRAKE DRUM	1	*					
9	V401 - 160 - 016 - 00	WASHER,SP/M16	1	*					
10	V304 - 460 - 016 - 00	NUT/M16	2	*					
11	1593 - 334 - 300 - 20	BAR/PTO	1	*					
12	V210 - 260 - 601 - 60	BOLT,SEMS (S)	2	*					
13	1593 - 334 - 310 - 20	BRACKET,PTO/F	1	*					
14	V211 - 261 - 002 - 50	BOLT (S) M10X25	2	*					
15	1593 - 335 - 500 - 50	COVER,F/PTO COMP	1	*					
16	V210 - 360 - 601 - 60	BOLT (SP) /M6X16	4	*					
17	1427 - 130 - 260 - 00	CAP,SHAFT (A) COMP	1	*					
18	V210 - 260 - 601 - 20	BOLT,SEMS	2	*					
19	1593 - 335 - 058 - 00	PULLEY,V/2B105	1	*					
20	V203 - 461 - 002 - 50	BOLT/M10X25	4	*					
21	V401 - 160 - 010 - 00	WASHER,SP/M10	4	*					

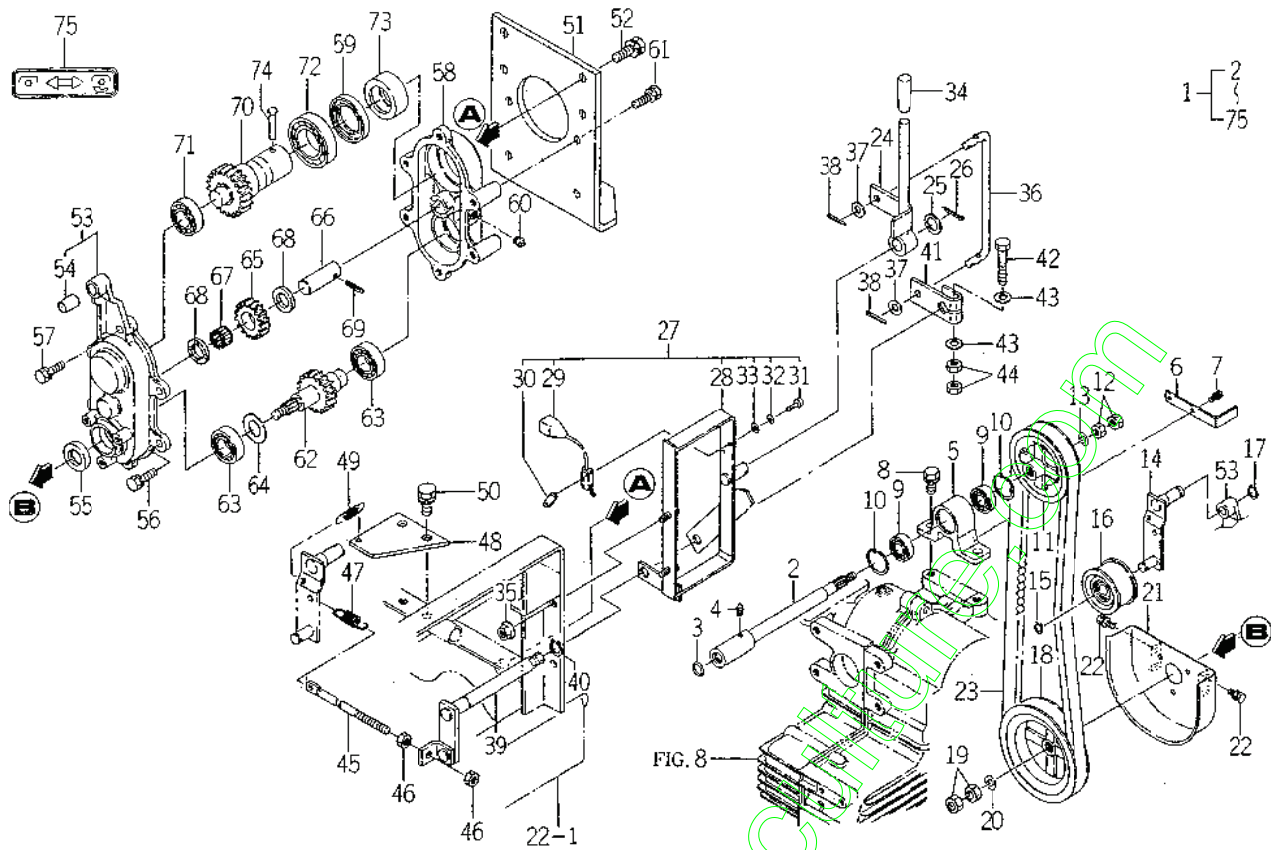
FIG. 20 REAR PTO SYSTEM (OPTION)



1606-341B

KEY	PART CODE	DESCRIPTION	QTY	TYPE OF MODEL		I T C	C O L	P R G	REMARKS
				SG153H					
1	1608 - 341 - 300 - 40	PTO/REAR SET	1	T					
2	1608 - 341 - 210 - 30	SHAFT,JOINT/PTO	1	T					
3	V720 - 102 - 401 - 50	O - RING/P15	1	T					
4	V760 - 150 - 000 - 00	NIPPLE,GREASE	1	T					
5	1608 - 341 - 001 - 20	METAL/PTO	1	T					
6	1608 - 341 - 026 - 00	PLATE (L/16X101)	1	T					
7	V210 - 260 - 601 - 20	BOLT,SEMS	2	T					
8	V211 - 561 - 002 - 00	BOLT/M10X20	2	T					
9	V800 - 150 - 620 - 20	BEARING,RB/6202SS	2	T					
10	V705 - 140 - 035 - 00	RING,CIRCLIP	2	T					
11	1608 - 341 - 003 - 20	PULLEY/VC100	1	T					
12	V334 - 460 - 010 - 00	NUT/M10	2	T					
13	V401 - 160 - 010 - 00	WASHER,SP/M10	1	T					
14	1608 - 341 - 220 - 20	ARM,TENTION COMP	1	T					
15	V704 - 140 - 012 - 00	RING,SNAP/12 C	1	T					
16	3737 - 122 - 001 - 00	PULLEY,TENSION	1	T					
17	V704 - 140 - 015 - 00	RING,SNAP/15 C	1	T					
18	1608 - 341 - 006 - 10	PULLEY (VC135)	1	T					
19	V334 - 460 - 010 - 00	NUT/M10	2	T					
20	V401 - 160 - 010 - 00	WASHER,SP/M10	1	T					
21	1608 - 341 - 330 - 00	COVER (BELT)	1	T					
22	V210 - 360 - 601 - 20	BOLT,SEMS	4	T					
23	1608 - 341 - 008 - 00	BELT/VC - 31	1	T					
24	1608 - 341 - 230 - 20	LEVER (PTO)	1	T					
25	3517 - 205 - 007 - 00	WASHER	1	T					

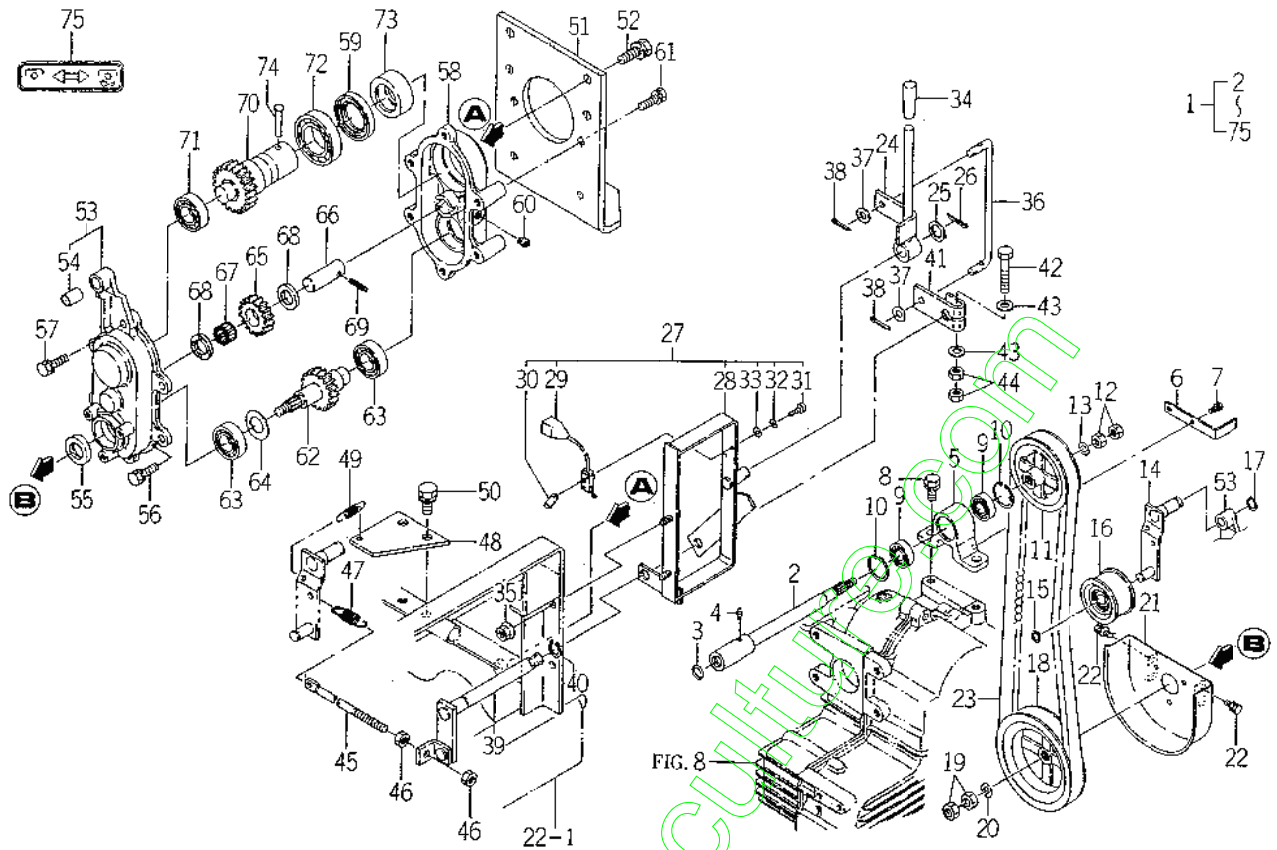
FIG. 20 REAR PTO SYSTEM (OPTION)



1608-341B

KEY	PART CODE	DESCRIPTION	QTY	TYPE OF MODEL		I T C	C O L	G R P	REMARKS
				SG153H					
26	V500 - 163 - 002 - 50	PIN,SPLIT/3 X25	1	T					
27	1608 - 341 - 270 - 00	STAY/LEVER ASSY	1	T					
28	1608 - 341 - 240 - 30	STAY/LEVER COMP	1	T					
29	1593 - 623 - 520 - 00	SWITCH,MERIT	1	T					
30	3664 - 276 - 001 - 00	PLATE/1RX13X35	1	T					
31	V111 - 163 - 002 - 00	SCREW M3X20	2	T					
32	V401 - 160 - 003 - 00	WASHER,SP/M 3	2	T					
33	V411 - 260 - 003 - 00	WASHER/M3	2	T					
34	4106 - 105 - 303 - 00	KNOB	1	T					
35	V363 - 260 - 008 - 00	NUT,LOCK/M8	2	T					
36	1608 - 341 - 023 - 00	ROD (REAR PTO)	1	T					
37	V411 - 260 - 008 - 00	WASHER,PL/M 8	2	T					
38	V500 - 162 - 501 - 50	PIN,SPLIT/2.5X15	2	T					
39	1608 - 341 - 260 - 30	SHAFT COMP	1	T					
40	V704 - 140 - 015 - 00	RING,SNAP/15 C	1	T					
41	1608 - 341 - 021 - 10	ARM (40)	1	T					
42	V201 - 260 - 805 - 00	BOLT/M 8X50	1	T					
43	V411 - 260 - 008 - 00	WASHER,PL/M 8	2	T					
44	V304 - 260 - 008 - 00	NUT/M 8	2	T					
45	3728 - 552 - 008 - 00	TRIGGER,TENSION	1	T					
46	V304 - 260 - 008 - 00	NUT/M 8	2	T					
47	1337 - 401 - 006 - 00	SPRING	1	T					
48	1608 - 341 - 025 - 10	PLATE (RETURN)	1	T					
49	1415 - 125 - 021 - 00	SPRING,TENSION/46	1	T					
50	V211 - 561 - 002 - 00	BOLT/M10X20	2	T					

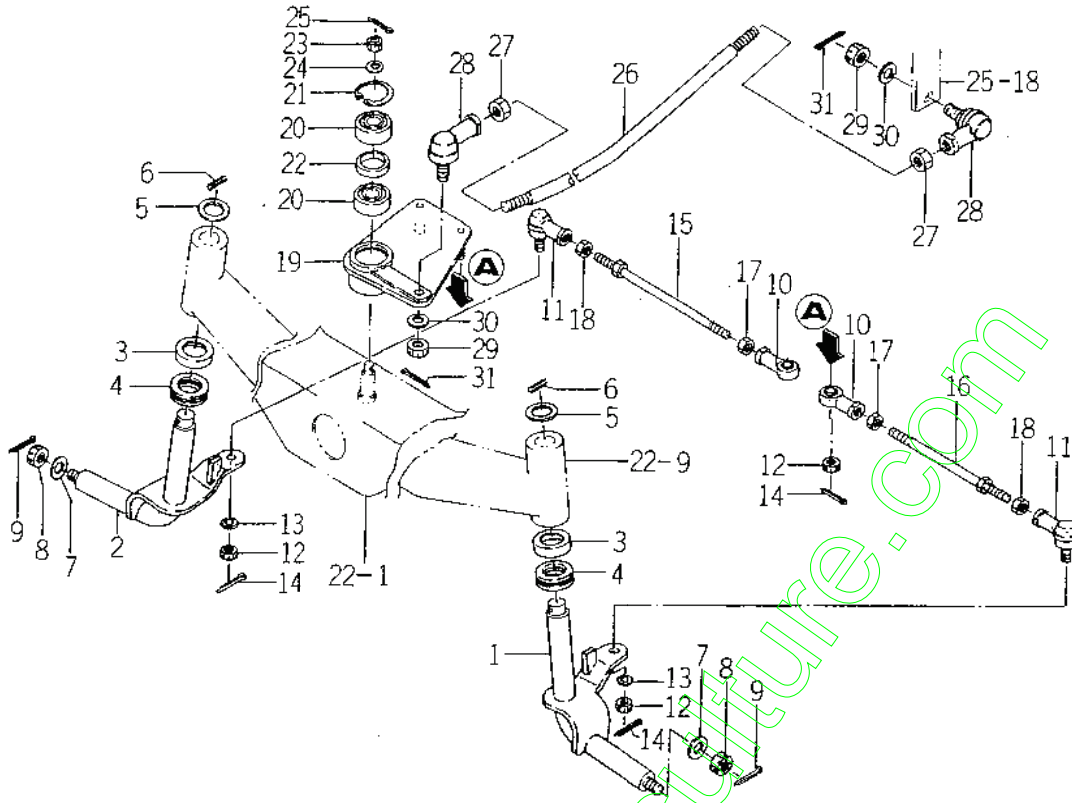
FIG. 20 REAR PTO SYSTEM (OPTION)



1608-341B

KEY	PART CODE	DESCRIPTION	QTY	TYPE OF MODEL		I T C	C O L	G R P	REMARKS
				SG153H					
51	1593 - 342 - 001 - 00	PLATE/170X215	1	T					
52	V211 - 261 - 002 - 50	BOLT (S) M10X25	4	T					
53	1608 - 341 - 200 - 00	CASE (PTO/FRONT)	1	T					
54	1608 - 341 - 027 - 00	BUSH (12X14X20)	1	T					
55	V744 - 120 - 350 - 70	SEAL,OIL/TC20857	1	T					
56	V211 - 260 - 802 - 00	BOLT,SEMS (S)	5	T					
57	V211 - 260 - 803 - 00	BOLT,SEMS	1	T					
58	1608 - 341 - 012 - 00	CASE (PTO/RAER)	1	T					
59	V744 - 135 - 550 - 80	SEAL,OIL/TC35558	1	T					
60	V781 - 160 - 000 - 40	PLUG/SCREW	1	T					
61	V211 - 260 - 802 - 00	BOLT,SEMS (S)	4	T					
62	1608 - 341 - 310 - 30	SHAFT/PTO/INPUT	1	T					
63	V600 - 110 - 600 - 40	BEARING,RB/6004	2	T					
64	1608 - 341 - 013 - 00	COLLAR (21X35X02)	1	T					
65	1608 - 341 - 014 - 10	GEAR (T16)	1	T					
66	1608 - 341 - 015 - 00	PIN (18X52)	1	T					
67	V654 - 418 - 221 - 60	NEEDLE (GAGE)	1	T					
68	1608 - 341 - 016 - 00	COLLAR/18X30X05	2	T					
69	V580 - 140 - 502 - 50	PIN,SPRING/5 X25 W	1	T					
70	1608 - 341 - 320 - 10	SHAFT (PTO) COMP	1	T					
71	V600 - 110 - 600 - 40	BEARING,RB/6004	1	T					
72	V600 - 110 - 600 - 70	BEARING,RB/6007	1	T					
73	1593 - 341 - 008 - 00	RING,PTO	1	T					
74	1593 - 341 - 009 - 00	PIN,PTO	1	T					
75	1593 - 341 - 012 - 10	LABEL/PTO	1	T					

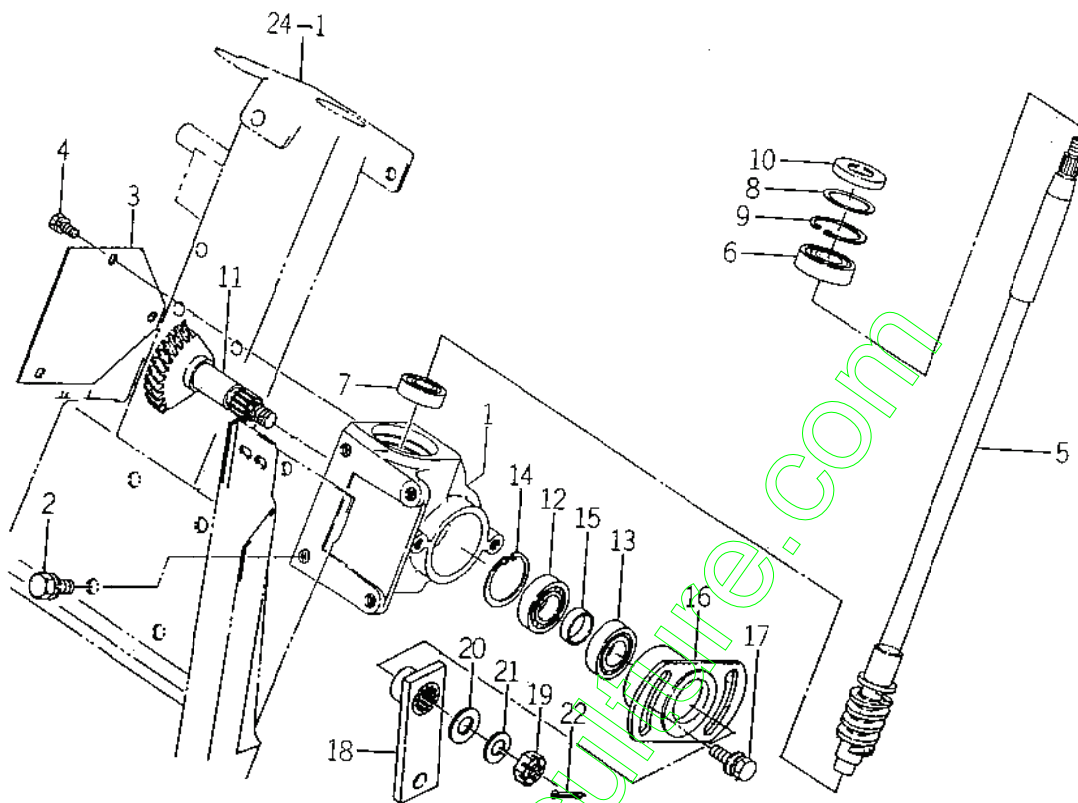
FIG. 23 KNUCKLE ARM SYSTEM



1593-403A

KEY	PART CODE	DESCRIPTION	QTY	TYPE OF MODEL		I T C	C O L	G R P	REMARKS
				SG153H					
1	1593 - 403 - 500 - 80	ARM/KNUCKLE/LH COMP	1	*					
2	1593 - 403 - 510 - 80	ARM/KNUCKLE/RH COMP	1	*					
3	1593 - 403 - 004 - 10	COVER/44X10	2	*					
4	1593 - 403 - 009 - 00	THRUST	2	*					
5	V411 - 260 - 018 - 00	WASHER,PL/M18	2	*					
6	V580 - 140 - 503 - 20	PIN,SPRING/5-X32 W	2	*					
7	3621 - 702 - 003 - 00	WASHER,PULLEY	2	*					
8	V328 - 262 - 112 - 00	NUT/M12X1.25	2	*					
9	V500 - 163 - 002 - 50	PIN,SPLIT/3-X25	2	*					
10	1593 - 403 - 003 - 10	JOINT,BALL/LH	2	*					
11	1593 - 403 - 001 - 10	JOINT,BALL/RH	2	*					
12	V328 - 262 - 110 - 00	NUT	4	*					
13	V401 - 160 - 010 - 00	WASHER,SP/M10	2	*					
14	V500 - 162 - 502 - 00	PIN,SPLIT/2.5X20	4	*					
15	1593 - 403 - 052 - 30	ROD/D = 8.90 - 8.94	1	*					
16	1593 - 403 - 056 - 40	ROD/TIE/M10X193	1	*					
17	3625 - 212 - 007 - 00	NUT/M10	2	*					
18	V334 - 260 - 010 - 00	NUT/M10	2	*					
19	1593 - 403 - 530 - 60	ARM,PITMAN	1	*					
20	V600 - 150 - 620 - 30	BEARING,RB/6203SS	2	*					
21	V705 - 140 - 040 - 00	RING,SNAP/40 C	1	*					
22	1593 - 403 - 007 - 20	COLLAR/31X38X06	1	*					
23	V328 - 262 - 110 - 00	NUT	1	*					
24	1376 - 121 - 001 - 00	WASHER/11X22X3	1	*					
25	V500 - 162 - 502 - 00	PIN,SPLIT/2.5X20	1	*					

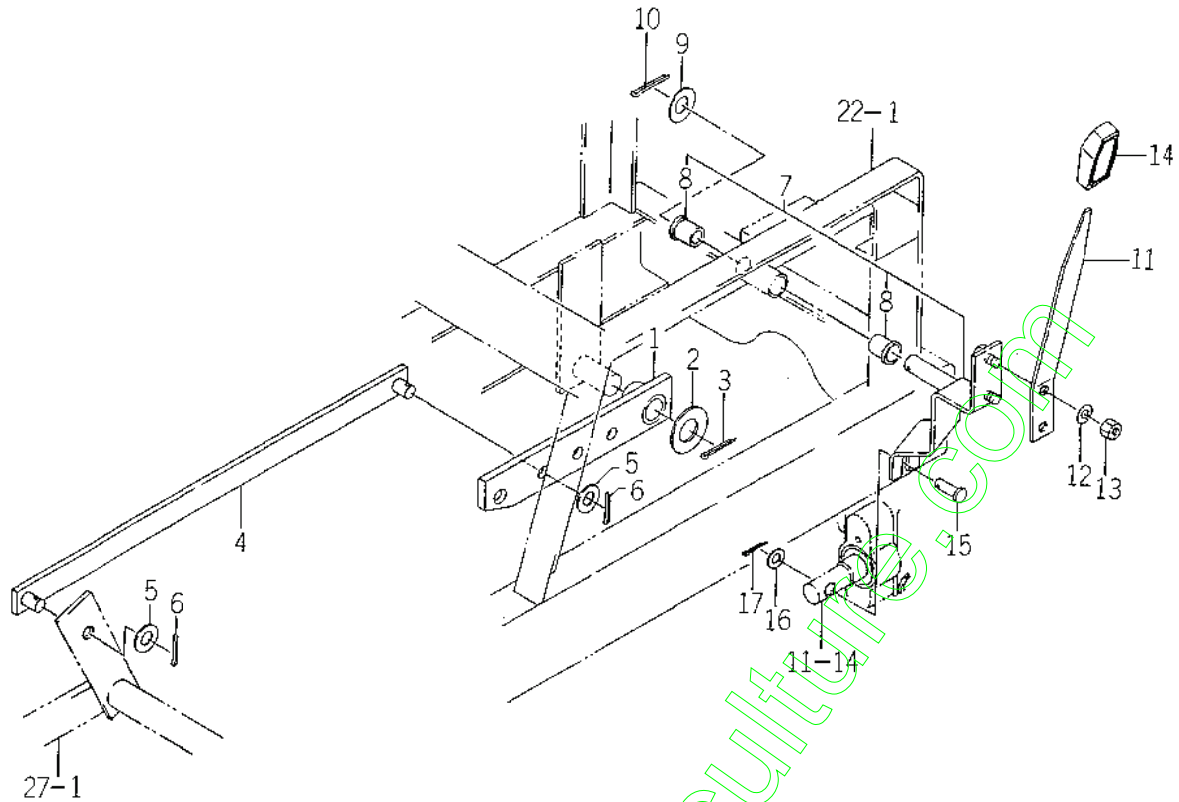
FIG. 25 STEERING SYSTEM



1593-07A

KEY	PART CODE	DESCRIPTION	QTY	TYPE OF MODEL		I T C	C O L	G R P	REMARKS
				S6153H					
1	1593 - 407 - 051 - 60	CASE/STEERING	1	*					
2	V211 - 261 - 002 - 00	BOLT,SEMS	4	*					
3	1593 - 407 - 004 - 40	PLATE,STEERING	1	*					
4	V210 - 260 - 601 - 20	BOLT,SEMS	3	*					
5	1593 - 407 - 200 - 40	SHAFT,STEERING	1	*					
6	1593 - 407 - 002 - 00	BEARING,RB/7004	1	*					
7	1593 - 407 - 006 - 00	BEARING,RB/7202	1	*					
8	1480 - 207 - 011 - 00	WASHER/31X42X1	1	*					
9	V705 - 140 - 042 - 00	RING,SNAP/42 C	1	*					
10	V742 - 120 - 420 - 60	SEAL,OIL/VC20426	1	*					
11	1593 - 407 - 510 - 50	GEAR (HELICAL/T72)	1	*					
12	V600 - 110 - 600 - 40	BEARING,RB/6004	1	*					
13	V600 - 140 - 600 - 40	BEARING,RB/6004S	1	*					
14	V705 - 140 - 042 - 00	RING,SNAP/42 C	1	*					
15	1593 - 407 - 007 - 20	COLLAR/21X25X08	1	*					
16	1593 - 407 - 520 - 40	FLANGE/CONTROL COMP	1	*					
17	V211 - 360 - 802 - 00	BOLT (SP) M8X20	2	*					
18	1593 - 407 - 530 - 40	ARM/DRAG COMP	1	*					
19	V328 - 262 - 112 - 00	NUT/M12X1.25	1	*					
20	V411 - 260 - 012 - 00	WASHER /M12	1	*					
21	V401 - 160 - 012 - 00	WASHER,SP/M12	1	*					
22	V500 - 163 - 002 - 50	PIN,SPLIT/3 X25	1	*					

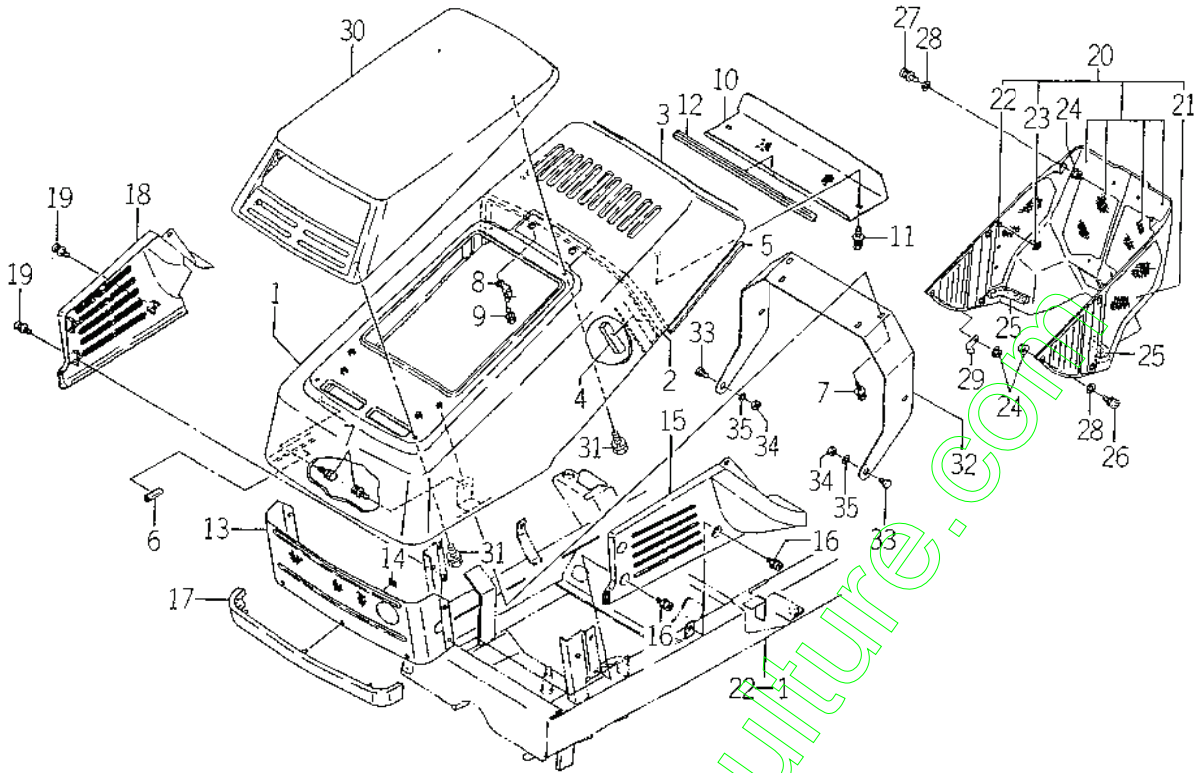
FIG. 28 LIFT CAM SYSTEM



J6C8 551

KEY	PART CODE	DESCRIPTION	QTY	TYPE OF MODEL		I T C	C O L	G R P	REMARKS
				SG153H					
1	1608 - 554 - 200 - 10	ARM (LIFT)	1	*					
2	V411 - 260 - 020 - 00	WASHER/M20	1	*					
3	V500 - 163 - 003 - 00	PIN,SPLIT/3X30	1	*					
4	1608 - 554 - 210 - 10	PLATE,I/25X486	1	*					
5	V411 - 260 - 012 - 00	WASHER /M12	3	*					
6	V500 - 163 - 002 - 00	PIN,SPLIT/3 X20	2	*					
7	1608 - 554 - 600 - 20	ARM/CONTROL ASSY	1	*					
8	3656 - 221 - 001 - 10	BUSH/15X17X16	2	*					
9	V411 - 260 - 014 - 00	WASHER,PL/M14	1	*					
10	V500 - 163 - 002 - 00	PIN,SPLIT/3 X20	1	*					
11	1608 - 554 - 001 - 00	LEVER,(HST LIFT)	1	*					
12	V401 - 160 - 008 - 00	WASHER,SP/M 8	2	*					
13	V304 - 260 - 008 - 00	NUT/M 8	2	*					
14	1432 - 242 - 004 - 00	GRIP,B	1	*					
15	1608 - 554 - 002 - 00	PIN (08X26)	1	*					
16	V411 - 260 - 008 - 00	WASHER,PL/M 8	1	*					
17	V500 - 163 - 001 - 50	PIN,SPLIT/3 X15	1	*					

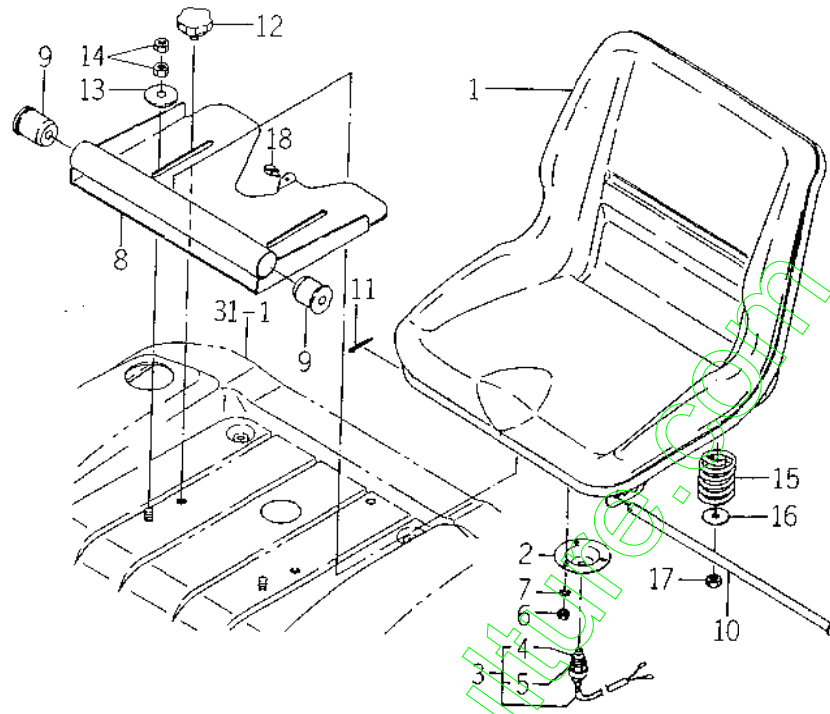
FIG. 30 HOOD SYSTEM



1593-601B

KEY	PART CODE	DESCRIPTION	QTY	TYPE OF MODEL		I T C	C O L	G R P	REMARKS
				SG153H					
1	1593 - 601 - 500 - 50	HOOD/A COMP	1	*				6G	
2	1593 - 601 - 062 - 20	SEAL/20X10X690	1	*					
3	1593 - 601 - 067 - 30	TRIM/1X06X570	1	*					
4	1593 - 601 - 071 - 00	SEAL (20X10X130)	1	*					
5	1593 - 601 - 072 - 00	TRIM/1X6X360	2	*					
6	3661 - 212 - 001 - 00	LINING/50	2	*					
7	V210 - 360 - 601 - 60	BOLT (SP) /M6X16	6	*					
8	3610 - 631 - 002 - 00	HANGER,SUPPORT	2	*					
9	V211 - 260 - 801 - 60	BOLT,SEMS (S) M8X16	2	*					
10	1593 - 601 - 009 - 00	NET/100X388	1	*					
11	4301 - 210 - 002 - 00	BOLT (S/N6X16)	2	*					
12	1593 - 601 - 072 - 00	TRIM/1X6X360	2	*					
13	1593 - 601 - 002 - 40	COVER/FRONT/MESH	1	*				7F	
14	V350 - 160 - 006 - 00	NUT,SPEED/P6	3	*					
15	1593 - 601 - 011 - 00	COVER/FRONT/LH	1	*					
16	V120 - 366 - 001 - 60	SCREW	3	*					
17	1593 - 601 - 012 - 00	COVER/FRONT/C	1	*					
18	1593 - 601 - 013 - 00	COVER/FRONT/RH	1	*					
19	V120 - 366 - 001 - 60	SCREW	3	*					
20	1593 - 601 - 300 - 00	COVER/LOWER ASSY	1	*					
21	1593 - 601 - 524 - 10	NET,LOWER COVER/LH	1	*					
22	1593 - 601 - 525 - 10	NET,LOWER COVER/RH	1	*					
23	V350 - 160 - 004 - 00	NUT,SPEED/P4	33	*					
24	V361 - 260 - 006 - 00	NUT	4	*					
25	1593 - 601 - 064 - 20	SEAL/15X20X170	2	*					

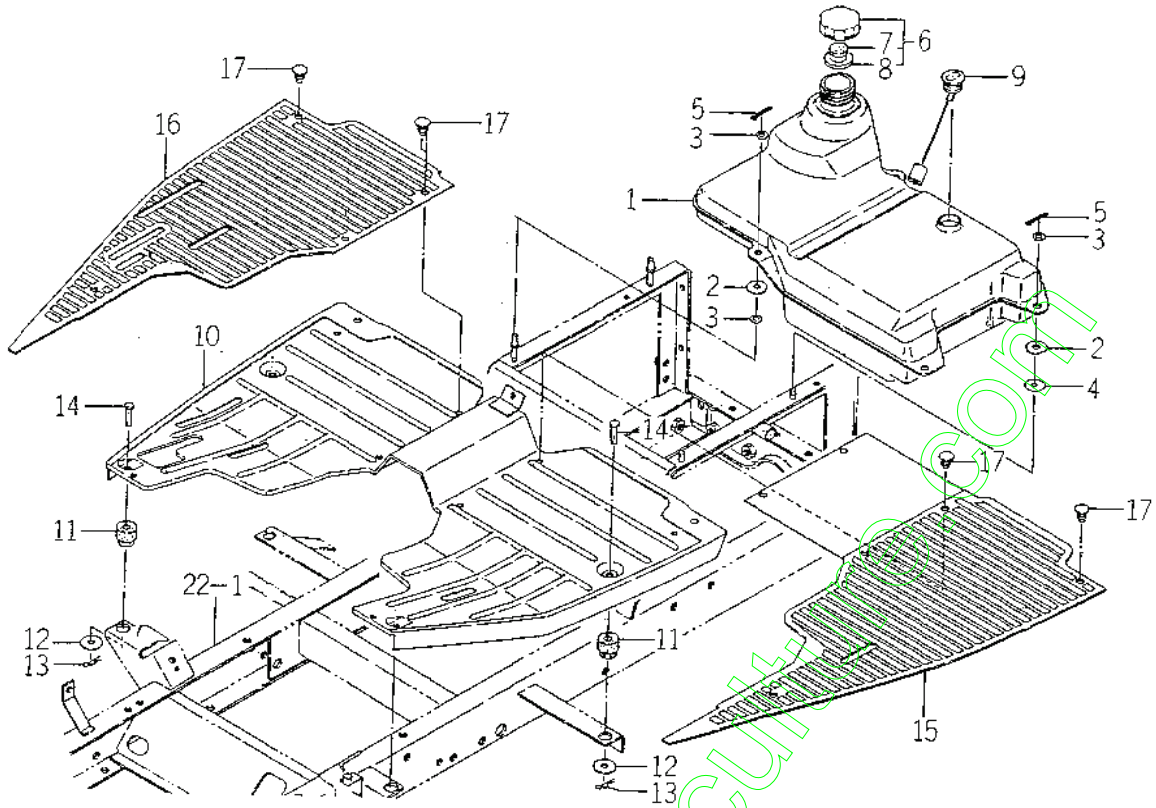
FIG. 32 SEAT SYSTEM



1631-611A

KEY	PART CODE	DESCRIPTION	QTY	TYPE OF MODEL		I T C	C O L	G R P	REMARKS
				SG153H					
1	1631 - 611 - 210 - 20	SEAT ASSY	1	*					
2	1593 - 611 - 011 - 20	HOLDER/SWITCH	1	*					
3	1593 - 623 - 280 - 00	SEATSWITCH ASSY	1	*					
4	1593 - 623 - 272 - 00	BOOT	1	*					
5	1593 - 623 - 273 - 00	NUT	1	*					
6	V301 - 260 - 006 - 00	NUT/M 6	3	*					
7	V401 - 160 - 006 - 00	WASHER,SP/M 6	3	*					
8	1593 - 611 - 200 - 50	STAY/SEAT COMP	1	*			6G		
9	1488 - 611 - 001 - 00	RUBBER,CUSHION (A)	2	*					
10	1593 - 611 - 013 - 00	PIN/10X382	1	*					
11	V500 - 163 - 002 - 00	PIN,SPLIT/3 X20	1	*					
12	1593 - 611 - 058 - 00	BOLT,KMOB	2	*					
13	1593 - 611 - 001 - 00	WASHER/11X35X02	2	*					
14	V305 - 260 - 010 - 00	NUT/M10	4	*					
15	1593 - 611 - 014 - 00	SPRING/D = 6	2	*					
16	1376 - 606 - 005 - 00	WASHER/9X32X2	2	*					
17	2144 - 117 - 002 - 00	NUT/M8	2	*					
18	1444 - 621 - 008 - 00	CLAMP	1	*					

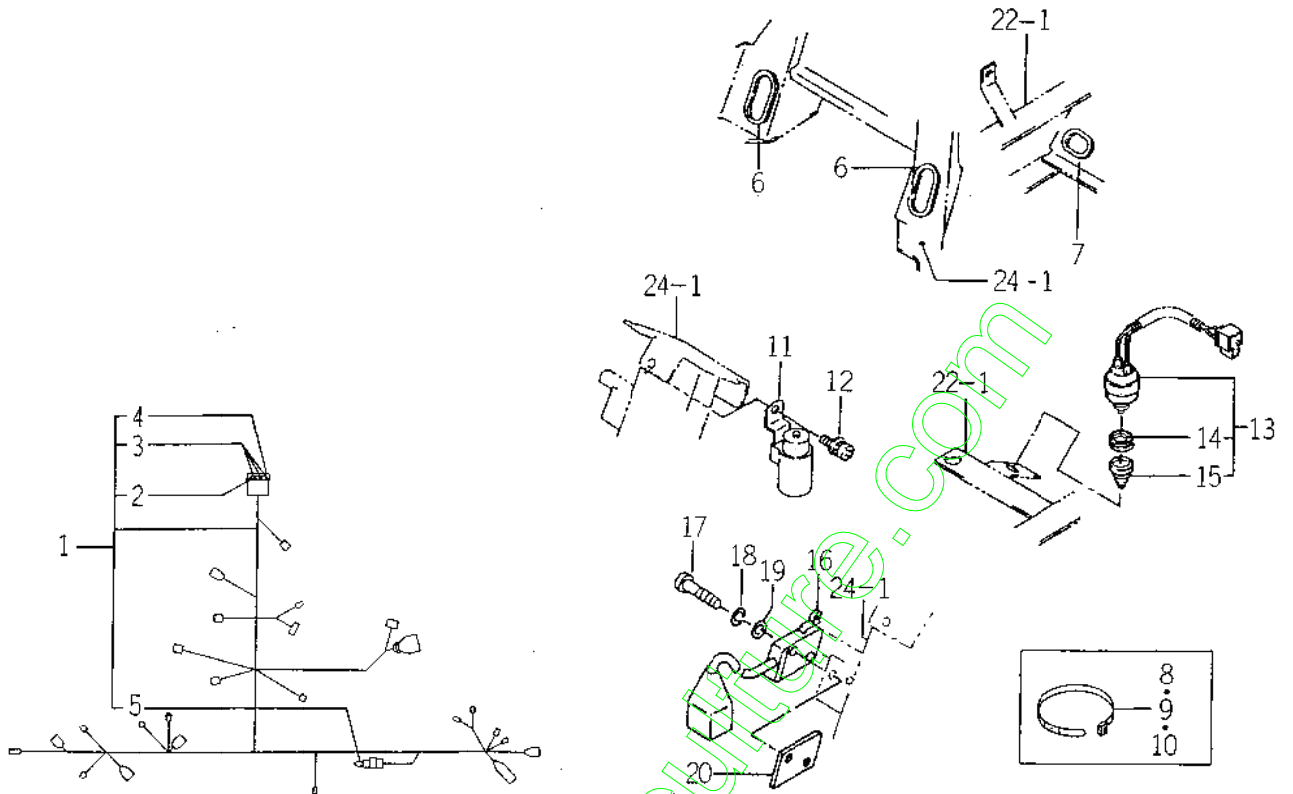
FIG. 33 FUEL TANK AND STEP SYSTEM



1353-E32

KEY	PART CODE	DESCRIPTION	QTY	TYPE OF MODEL		I T C	C O L	G P R	REMARKS
				SG153H					
1	1593 - 612 - 004 - 00	TANK,FUEL	1	*					
2	1593 - 612 - 005 - 00	INSULATOR/10X30X03	4	*					
3	V411 - 260 - 008 - 00	WASHER,PL/M 8	6	*					
4	3560 - 201 - 015 - 00	WASHER,BINDING SHAFT	2	*					
5	V500 - 162 - 501 - 50	PIN,SPLIT/2.5X15	4	*					
6	1593 - 612 - 220 - 10	CAP,TANK	1	*					
7	2706 - 501 - 003 - 00	BREATHER,TANK CAP	1	*					
8	2706 - 501 - 004 - 00	GASKET	1	*					
9	1593 - 612 - 230 - 00	GAUGE,FUEL	1	*					
10	1608 - 616 - 200 - 20	STEP COMP	1	*			6G		
11	1593 - 616 - 004 - 20	GROMMET/10X30X5	4	*					
12	V411 - 260 - 008 - 00	WASHER,PL/M 8	4	*					
13	3908 - 170 - 020 - 00	PIN,SNAP/8	4	*					
14	1593 - 606 - 006 - 10	PIN/8X36	4	*					
15	1608 - 616 - 001 - 10	MAT (LH)	1	*					
16	1608 - 616 - 002 - 20	MAT/RH	1	*					
17	1527 - 604 - 002 - 00	CLIP (B)	8	*					

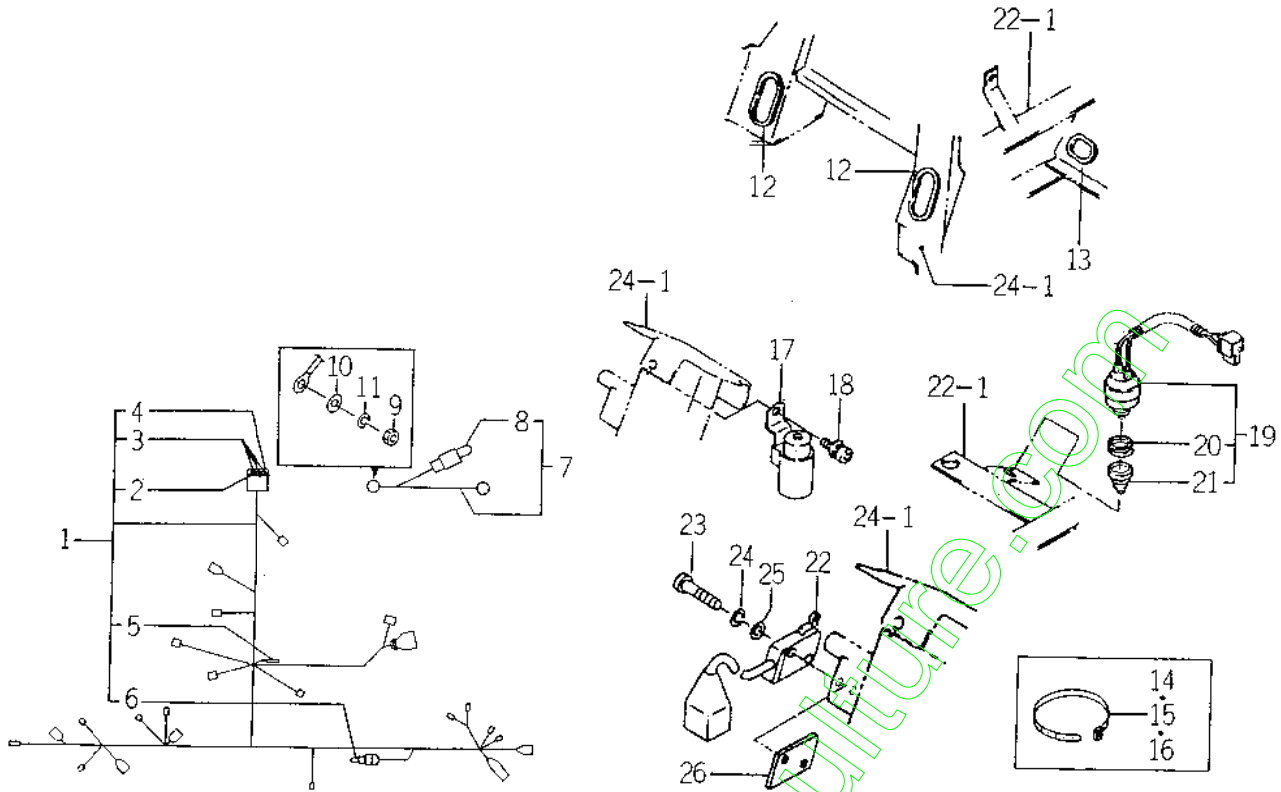
FIG. 36 HARNESS SYSTEM (EXCEPT S TYPE)



1608-6238

KEY	PART CODE	DESCRIPTION	QTY	TYPE OF MODEL		I T C	C O L	G R P	REMARKS
				SG153H					
1	1608 - 623 - 200 - 00	HARNESS/MAIN ASSY	1	*					
2	1575 - 623 - 009 - 00	FUSE/32V03A	1	*					
3	1575 - 623 - 010 - 00	FUSE/32V10A	3	*					
4	1593 - 623 - 503 - 00	CAP,FUSE BOX	1	*					
5	1593 - 623 - 504 - 00	SHORT COUPLER/REAR/P	1	*					
6	1593 - 623 - 002 - 00	GROMMET/150	2	*					
7	1593 - 623 - 001 - 00	GROMMET	1	*					
8	1593 - 623 - 003 - 00	BAND	2	*					
9	3737 - 172 - 010 - 00	BAND,HARNESS	15	*					
10	3746 - 185 - 014 - 00	BAND,HOSE	2	*					
11	1581 - 621 - 290 - 00	RELAY/4P	1	*					
12	V120 - 366 - 001 - 60	SCREW	1	*					
13	1560 - 664 - 250 - 00	SWITCH/PUSH SET	1	*					
14	1560 - 664 - 252 - 00	NUT	1	*					
15	1560 - 664 - 253 - 00	BOOT	1	*					
16	1593 - 623 - 520 - 00	SWITCH,MERIT	1	*					
17	V111 - 163 - 002 - 00	SCREW M3X20	2	*					
18	V401 - 160 - 003 - 00	WASHER,SP/M 3	2	*					
19	V411 - 260 - 003 - 00	WASHER/M3	2	*					
20	3664 - 276 - 001 - 00	PLATE/IRX13X35	1	*					

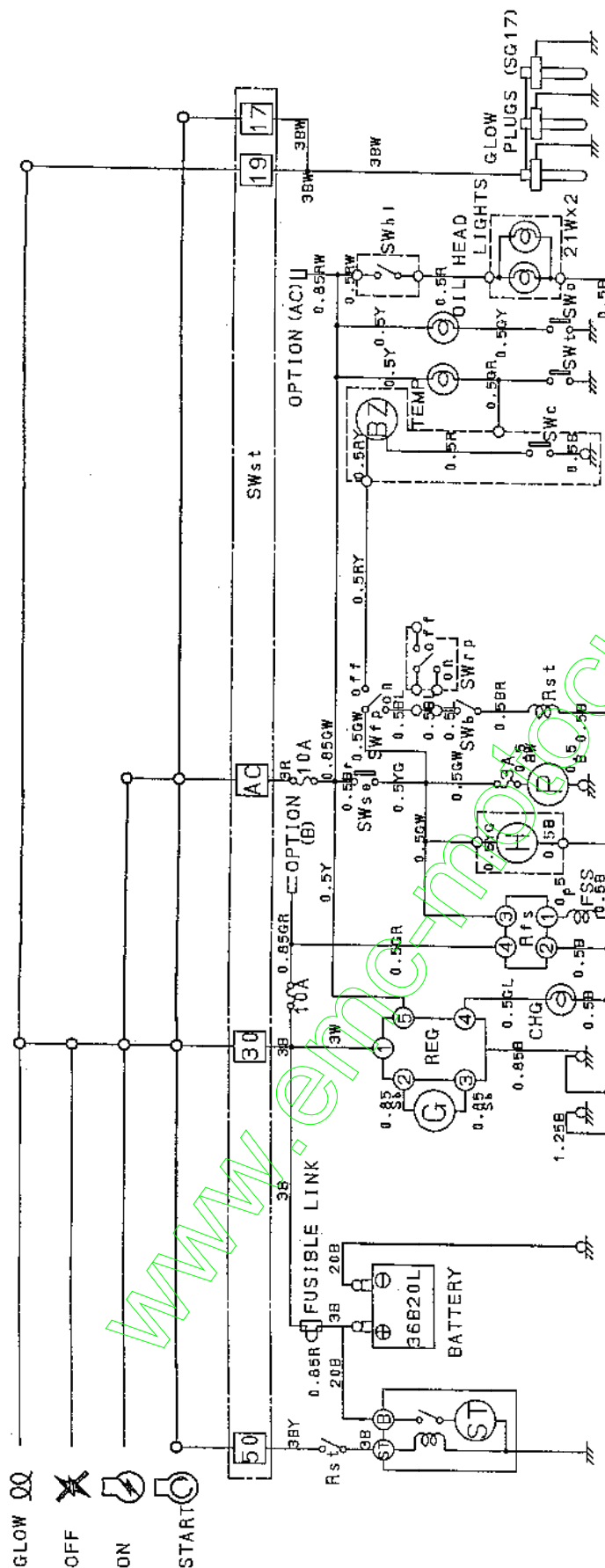
FIG. 37 HARNESS SYSTEM (S TIPE)



16C8-E23C

KEY	PART CODE	DESCRIPTION	QTY	TYPE OF MODEL		I T C	C O L	G R P	REMARKS
				SG153H					
1	1608 - 623 - 210 - 00	HARNESS/MAIN/S ASSY	1	*					
2	1575 - 623 - 009 - 00	FUSE/32V03A	1	*					
3	1575 - 623 - 010 - 00	FUSE/32V10A	3	*					
4	1593 - 623 - 503 - 00	CAP,FUSE BOX	1	*					
5	3650 - 262 - 202 - 00	DIODE/3.0A	1	*					
6	1593 - 623 - 504 - 00	SHORT COUPLER/REAR/P	1	*					
7	1593 - 623 - 610 - 00	HARNESS/GENERATOR	1	*					
8	3650 - 261 - 261 - 00	LINK,FUSIBLE	1	*					
9	V301 - 260 - 006 - 00	NUT /M 6	1	*					
10	V411 - 260 - 006 - 00	WASHER / M6	1	*					
11	V401 - 160 - 006 - 00	WASHER,SP/M 6	1	*					
12	1593 - 623 - 002 - 00	GROMMET/150	2	*					
13	1593 - 623 - 001 - 00	GROMMET	1	*					
14	1593 - 623 - 003 - 00	BAND	3	*					
15	3737 - 172 - 010 - 00	BAND,HARNESS	15	*					
16	3746 - 185 - 014 - 00	BAND,HOSE	3	*					
17	1581 - 621 - 290 - 00	RELAY/4P	1	*					
18	V120 - 366 - 001 - 60	SCREW	1	*					
19	1560 - 664 - 250 - 00	SWITCH/PUSH SET	1	*					
20	1560 - 664 - 252 - 00	NUT	1	*					
21	1560 - 664 - 253 - 00	BOOT	1	*					
22	1593 - 623 - 520 - 00	SWITCH,MERIT	1	*					
23	V111 - 163 - 002 - 00	SCREW M3X20	2	*					
24	V401 - 160 - 003 - 00	WASHER,SP/M 3	2	*					
25	V411 - 260 - 003 - 00	WASHER/M3	2	*					

WIRING DIAGRAM / SG153H



B	Black	Black and white	Green
BW	Black and red	Black and red	Green and white
BR	Black and blue	Black and blue	Green and red
BL	Black and yellow	Black and yellow	Green and blue
BY	White	White	Pink
W	Red	Red	Brown
R	Red and white	Red and white	Skyblue
RY	Red and yellow	Red and yellow	
L	Blue	Blue	
Y	Yellow	Yellow	
YG	Yellow and green	Yellow and green	

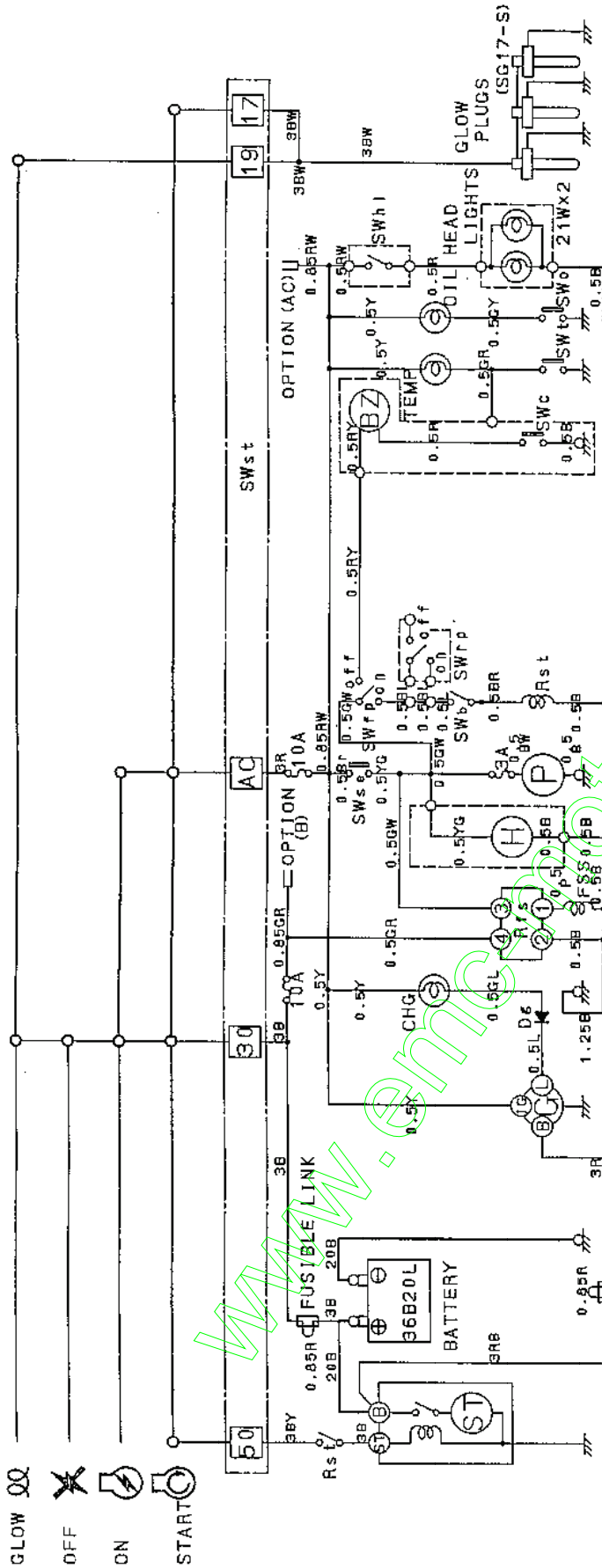
Switch connection

SWse: On : Sit on the seat
 SWfp: On : Disengage the front PTO
 SWrp: On : Disengage the rear PTO
 SWb : On : Depress the brake pedal
 SWc : On : Fill the collector with grass
 SWt : On : At the over heated
 SWo : On : At the low oil pressure
 SWhl: On : The lever turns up

Optional parts

ST : Starter (0.8kW)
G : Generator (8.5A)
H : Hour meter
P : Pump
BZ : Buzzer
Rst : Starter relay
Rfs : Fuel shut-off relay
SWst: Starter switch
SWse: Seat switch
SWfp: Front PTO switch
SWrp: Rear PTO switch
SWb : Brake switch
SWc : Collector switch
SWt : Temperature switch
SWo : Oil pressure switch
SWhl: Head lights switch
FSS : Fuel shut-off solenoid
CHG : Charge lamp (3.4W)
TEMP: Temperature lamp (3.4W)
OIL : Oil pressure lamp (3.4W)

WIRING DIAGRAM / SG153H / S



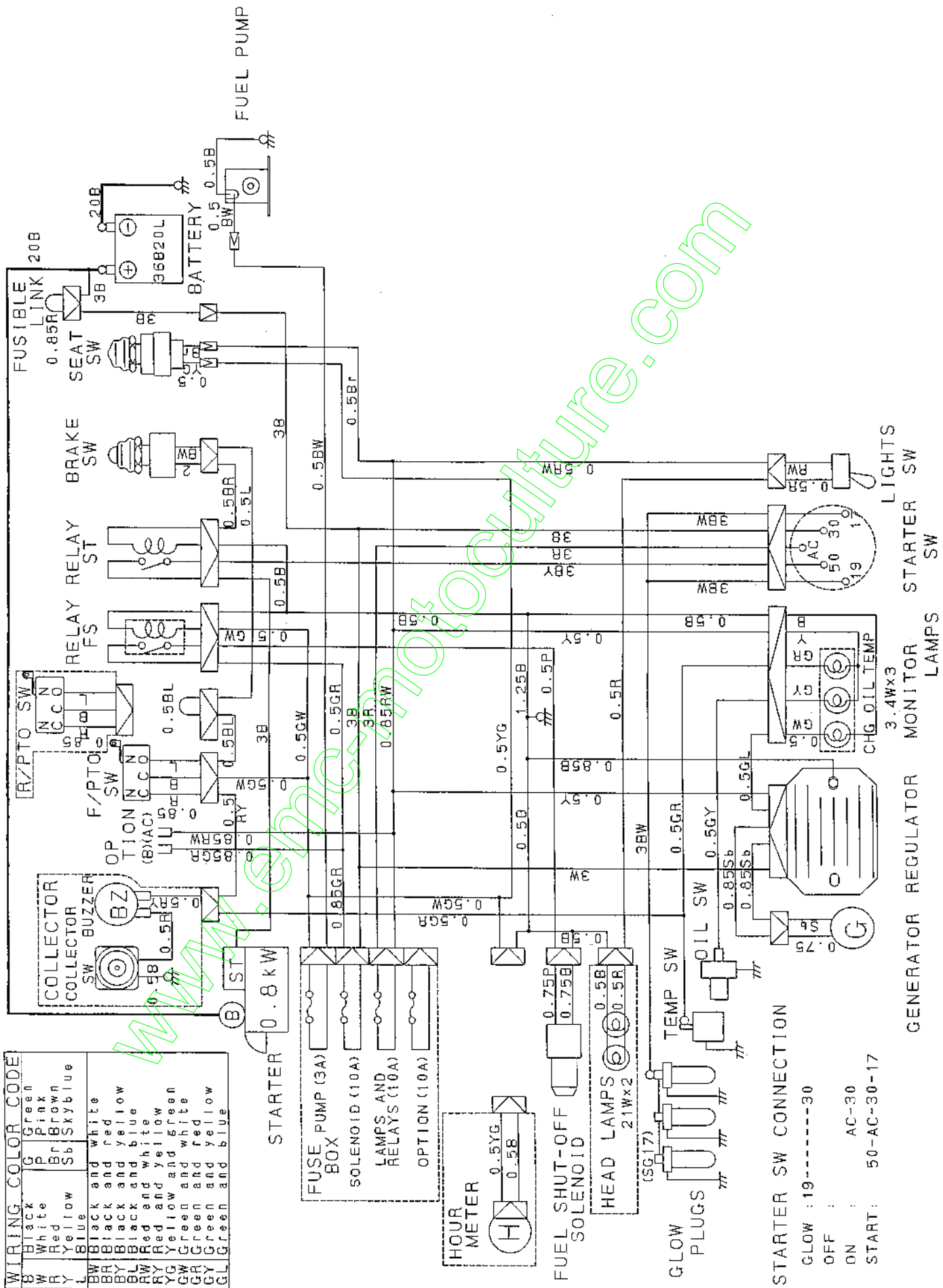
B	Black and white	YG	Yellow and green
BW	Black and red	G	Green
BR	Black and blue	GW	Green and white
BL	Black and yellow	GR	Green and red
BY	Black and white	GL	Green and blue
W	White	P	Pink
R	Red	Br	Brown
RB	Red and black	Sb	Skyblue
RY	Red and white		
RY	Red and yellow		
L	Blue		
Y	Yellow		

Switch connection
 SWs: On : Sit on the seat
 SWfp: On : Disengage the front PTO
 SWfp: On : Disengage the rear PTO
 SWb : On : Depress the brake pedal
 SWc : On : Fill the collector with grass
 SWt : On : At the over heated
 SWo : On : At the low oil pressure
 SWs: On : The lever turns up

Optional parts

- ST : Starter (1kW)
- G : Generator (30A)
- H : Hour meter
- P : Pump
- BZ : Buzzer
- Rst : Starter relay
- Rfs : Fuel shut-off relay
- SWst: Starter switch
- SWs: Seat switch
- SWfp: Front PTO switch
- SWfp: Rear PTO switch
- SWb : Brake switch
- SWc : Collector switch
- SWt : Temperature switch
- SWo : Oil pressure switch
- SWhl: Head lights switch
- FSS : Fuel shut-off solenoid
- CHG : Charge lamp (3.4W)
- TEMP: Temperature lamp (3.4W)
- OIL : Oil pressure lamp (3.4W)
- Dg : Diode

REAL WIRING DIAGRAM/SG153H



NUMERICAL INDEX

6003-097-120-00

PART CODE	FIG. KEY	PART CODE	FIG. KEY	PART CODE	FIG. KEY
J061-210-015-00	17 23	6209-360-028-10	2 6	6211-360-004-10	7 1
J062-062-067-00	21 6	6209-409-001-00	9 19	6211-361-019-10	7 2
J062-076-082-00	21 5	6209-409-003-00	11 18	6211-510-002-00	5 10
V211-560-802-00	3 3	6209-490-002-00	2 4	6211-511-003-00	5 11
	9 14	6209-500-003-00	9 17A	6211-511-004-00	5 12
	17 19	6209-580-002-10	20 37	6211-540-002-00	6 1
	17 27	6209-587-001-00	13 4	6211-560-002-00	6 3
V211-560-802-50	22 4	6209-600-002-00	7 3	6211-599-001-10	5 13
	4 3	6209-605-004-00	1 4		6 2
	9 40	6209-610-001-00	5 3		6 4
V341-120-008-00	9 20	6209-610-002-10	9 4	6211-715-002-00	1 5
V411-260-006-00	20 41	6209-623-001-00	7 4	6211-721-001-00	1 6
V600-110-600-40	20 12	6209-625-001-00	5 14	6211-721-002-00	1 7
V600-110-620-30	20 11		24 10	6211-751-001-10	2 2
V682-200-000-60	1 9	6209-625-002-00	9 5	6211-760-003-10	5 29
V704-140-016-00	11 16		24 12	6211-777-007-20	10 1
V705-140-012-00	9 32	6209-630-002-10	23 6	6212-111-009-00	13 1
V710-140-004-00	9 24		24 21	6212-114-009-00	14 1
	20 21	6209-740-001-00	9 27	6212-116-009-00	14 3
	20 31	6209-749-001-10	5 15	6212-121-004-00	13 2
V720-101-900-80	20 36	6209-788-001-00	5 27	6212-124-004-00	14 2
V720-102-401-50	16 9	6209-940-004-00	11 15	6212-126-004-00	14 4
	24 16	6211-110-017-20	1 1	6212-211-001-10	13 3
V723-102-005-50	17 31	6211-141-010-20	1 10	6212-230-003-00	13 5
	24 20		24 3	6212-235-001-00	13 6
1373-121-001-00	22 5	6211-150-006-00	1 2	6212-261-006-00	13 8
3625-540-004-00	9 22	6211-170-006-10	2 1	6212-264-006-00	6 5
6209-000-002-00	11 19	6211-173-004-00	2 3	6212-266-006-00	6 6
6209-000-003-00	1 11		24 4	6212-310-010-00	15 1
6209-000-004-00	5 2	6211-210-020-10	5 1	6212-310-010-10	15 1A
6209-000-004-10	5 2A	6211-258-001-00	5 8	6212-330-013-30	15 5
6209-000-013-00	15 7		24 8	6212-333-001-00	15 6
6209-009-001-00	16 6	6211-258-002-00	5 9	6212-371-014-20	15 8
6209-030-005-00	9 6		24 9	6212-379-001-00	15 9
6209-030-006-00	9 7	6211-291-001-10	5 23	6212-511-004-00	12 1
	17 28	6211-292-001-20	5 24	6212-521-002-00	15 3
6209-030-041-00	18 4		24 11	6212-522-003-00	12 2
6209-030-043-00	20 16	6211-310-006-20	9 1	6212-523-003-00	12 6
6209-044-001-00	20 34	6211-311-005-10	9 36	6212-524-002-00	20 9
6209-046-001-00	9 16	6211-312-001-20	9 28	6212-531-005-10	5 6
6209-050-001-00	9 33		24 14	6212-535-001-00	12 4
6209-050-002-00	9 34	6211-312-002-20	9 37	6212-535-002-00	20 13
6209-056-001-00	20 7		24 15	6212-551-001-00	11 1
6209-300-002-00	17 18	6211-340-001-30	8 1	6212-552-001-00	11 2
6209-360-010-00	21 2	6211-342-001-30	8 2	6212-561-001-00	11 3

PART CODE	FIG. KEY	PART CODE	FIG. KEY	PART CODE	FIG. KEY
6212-563-001-00	11 4	6213-671-012-00	18 5	6215-541-003-10	20 33
6212-565-001-00	11 5	6213-674-004-10	22 3	6215-542-001-10	9 23
6212-569-002-00	1 8	6213-711-003-20	17 30	6215-542-002-00	20 20
	24 2	6213-716-001-40	17 24	6215-543-003-20	20 19
6212-571-001-10	11 6	6213-721-001-00	5 22	6215-546-001-00	9 18
6212-575-001-00	11 7	6213-721-003-00	17 25	6215-549-001-10	5 26
6212-600-003-00	11 8	6213-729-001-00	17 22	6215-549-003-00	20 22
6212-611-004-10	11 9	6213-743-002-10	17 26	6215-549-004-10	20 24
6212-616-002-00	11 17		24 19	6215-549-006-00	20 26
6212-620-002-10	11 10	6214-111-014-00	3 1	6215-549-007-00	20 39
6212-621-003-10	11 11	6214-115-002-20	3 2	6215-549-007-10	20 39A
6212-626-002-10	11 12		24 6	6215-549-008-00	20 43
6212-628-004-00	11 13	6214-141-015-00	4 1	6215-549-009-00	20 27
6212-628-005-00	11 14	6214-145-006-10	4 2	6215-549-010-00	20 28
6213-100-003-20	16 1		24 7	6215-549-021-00	20 38
6213-111-001-20	16 2	6215-300-005-00	19 1	6215-549-023-00	20 29
6213-120-003-00	16 3	6215-311-005-00	25 1	6215-549-024-00	20 30
6213-125-001-00	16 4	6215-315-002-00	19 2	6215-600-057-00	20 1
6213-140-004-10	16 8	6215-330-007-00	25 2	6215-611-003-00	26 1
6213-149-001-00	16 10	6215-332-002-00	25 16	6215-612-003-00	26 34
6213-160-002-00	9 29	6215-339-002-00	25 15	6215-619-012-00	26 35
6213-161-001-00	9 30	6215-342-002-00	25 3	6215-619-013-00	26 37
6213-164-001-00	9 31	6215-343-002-00	25 4	6215-619-014-00	26 38
6213-240-002-00	16 15	6215-345-044-00	25 5	6215-619-015-00	26 39
6213-311-003-10	16 12	6215-345-045-00	25 6	6215-619-016-00	26 40
6213-319-001-00	9 2	6215-345-046-00	25 7	6215-621-004-10	20 8
6213-610-005-30	17 1	6215-345-047-00	25 8	6215-622-002-00	26 12
6213-611-003-20	17 2	6215-345-048-00	25 9	6215-629-017-00	26 13
6213-612-004-00	17 9	6215-345-049-00	25 10	6215-629-019-00	26 14
6213-613-002-10	17 8	6215-345-050-00	25 11	6215-629-020-00	26 18
6213-614-003-10	17 12	6215-345-051-00	25 12	6215-629-021-00	26 19
	24 17	6215-345-052-00	25 13	6215-629-022-00	26 20
6213-614-006-10	17 17	6215-345-053-00	25 14	6215-629-023-00	26 21
	24 18	6215-355-003-00	25 18	6215-629-024-00	26 22
6213-619-002-00	17 11	6215-359-003-00	25 17	6215-629-025-00	26 23
6213-619-003-00	17 10	6215-359-004-00	25 19	6215-629-026-00	26 24
6213-619-005-00	17 16	6215-410-035-10	19 3	6215-629-027-00	26 25
6213-621-003-00	17 6	6215-410-036-10	19 4	6215-629-028-00	26 26
6213-622-002-10	17 5	6215-412-001-20	21 1	6215-629-029-00	26 27
6213-631-002-00	17 3	6215-520-001-00	20 15	6215-629-030-00	26 28
6213-631-005-00	17 4	6215-526-001-10	20 17	6215-629-031-00	26 29
6213-641-004-00	18 2	6215-531-005-00	20 32	6215-629-032-00	26 30
6213-642-002-00	17 7	6215-536-001-00	20 25	6215-629-033-00	26 31
6213-660-006-00	18 1	6215-541-001-00	20 18	6215-629-034-00	26 32
6213-669-002-00	18 3	6215-541-002-10	20 23	6215-631-004-00	26 2

6003-097-120-00

PART CODE	FIG. KEY	PART CODE	FIG. KEY	PART CODE	FIG. KEY
6215-634-002-00	26 15	6281-229-026-00	28 10	6902-050-816-00	9 38
6215-635-002-00	26 8	6281-229-027-00	28 11	6904-110-818-00	5 19
6215-635-003-00	26 36	6281-229-028-00	28 12	6904-110-840-00	5 18
6215-637-003-00	26 33	6281-229-031-00	28 4	6908-000-716-00	12 3
6215-639-006-00	26 16	6281-270-001-00	22 2		20 10
6215-639-007-00	26 17	6281-410-002-20	23 3	6908-000-750-00	15 4
6215-641-002-00	26 3	6281-910-001-00	23 5	6908-160-408-00	16 5
6215-643-003-00	26 4	6281-920-001-00	23 8	6908-160-510-00	5 17
6215-644-003-00	26 6	6281-971-001-10	23 1	6908-160-816-00	5 16
6215-649-003-00	26 5	6287-810-005-10	24 1	6908-161-018-00	15 2
6215-649-004-00	26 7	6509-000-084-00	9 8	6909-110-406-00	5 28
6215-649-005-00	26 9	6509-030-037-00	9 9		9 35
6215-649-006-00	26 10	6509-360-912-10	21 3		20 40
6215-649-007-00	26 11	6509-605-019-10	5 5	6909-110-408-00	27 23
6219-732-003-00	23 4		9 3	6909-110-410-00	22 7
6219-752-011-00	20 2	6513-770-022-10	17 29	6909-110-508-00	9 12
6219-752-012-00	20 3	6515-419-014-00	21 4		9 41
6219-752-013-00	20 4	6581-117-007-00	27 10		11 20
6219-752-014-00	20 5	6581-123-011-00	27 12		17 14
6219-752-015-00	20 6	6581-129-092-00	27 15		17 20
6281-100-003-00	22 8	6581-129-096-00	27 16	6909-111-406-00	20 35
6281-111-002-00	27 1	6581-129-099-00	27 13	6909-111-508-00	27 20
6281-115-004-00	27 11	6581-129-100-00	27 14	6909-150-506-00	20 42
6281-116-002-00	27 2	6582-450-014-00	23 2	6909-150-508-00	9 13
6281-118-001-00	27 9	6894-207-904-00	22 6		17 15
6281-121-003-00	27 3	6894-240-902-00	13 7		17 21
6281-124-001-00	27 6	6894-453-344-00	5 20		27 22
6281-129-006-00	27 17	6901-066-645-00	15 10	6909-164-508-00	11 21
6281-129-007-00	27 7	6901-910-612-00	5 25	6909-164-708-00	9 42
6281-129-008-00	27 18		7 5	6909-202-308-00	9 25
6281-129-009-00	27 19		12 5	6909-572-008-00	2 5
6281-129-010-00	27 4		20 14		24 5
6281-129-011-00	27 5		23 7	6909-830-212-00	1 12
6281-129-019-00	27 21	6901-910-625-00	16 7	6909-902-299-00	5 21
6281-151-004-00	27 8	6901-910-816-00	8 4	6909-906-105-10	16 13
6281-200-007-00	22 1		16 11	6909-920-843-00	9 17
6281-211-004-00	28 2	6901-910-830-00	17 32		9 21
6281-213-008-00	28 1	6901-910-835-00	9 11		9 26
6281-214-006-00	28 13	6901-910-840-00	9 10		16 14
6281-222-007-00	28 3		9 39		24 13
6281-229-021-00	28 5	6901-910-845-00	9 15	6911-129-006-00	1 3
6281-229-022-00	28 6		17 13	6911-129-083-00	5 7
6281-229-023-00	28 7	6901-911-020-00	8 3	6911-219-195-00	5 4
6281-229-024-00	28 8		10 2		
6281-229-025-00	28 9	6901-911-025-00	22 9		

NUMERICAL INDEX

6003-097-130-00

PART CODE	FIG. KEY	PART CODE	FIG. KEY	PART CODE	FIG. KEY
J061-210-015-00	17 23	6209-360-010-00	21 2	6211-342-001-30	8 2
J062-062-067-00	21 6	6209-360-028-10	2 6	6211-360-004-10	7 1
J062-076-082-00	21 5	6209-409-001-00	9 19	6211-361-019-10	7 2
V211-560-802-00	3 3	6209-409-003-00	11 18	6211-510-002-00	5 10
	9 14	6209-490-002-00	2 4	6211-511-003-00	5 11
	17 19	6209-500-003-00	9 17A	6211-511-004-00	5 12
	17 27	6209-580-002-10	20 37	6211-540-002-00	6 1
	22 3	6209-587-001-00	13 4	6211-560-002-00	6 3
V211-560-802-50	4 3	6209-600-002-00	7 3	6211-599-001-10	5 13
	9 40	6209-605-004-00	1 4		6 2
V341-120-008-00	9 20	6209-610-001-00	5 3		6 4
V411-260-006-00	20 41	6209-610-002-10	9 4	6211-715-002-00	1 5
V600-110-600-40	20 12	6209-623-001-00	7 4	6211-721-001-00	1 6
V600-110-620-30	20 11	6209-625-001-00	5 14	6211-721-002-00	1 7
V682-200-000-60	1 9		24 10	6211-751-001-10	2 2
V704-140-016-00	11 16	6209-625-002-00	9 5	6211-760-012-20	5 29
V705-140-012-00	9 32		24 12	6211-777-007-20	10 1
V710-140-004-00	9 24	6209-630-002-10	23 6	6212-111-015-00	13 1
	20 21		24 21	6212-114-015-00	14 1
	20 31	6209-740-001-00	9 27	6212-116-015-00	14 3
V720-101-900-80	20 36	6209-749-001-10	5 15	6212-121-008-00	13 2
V720-102-401-50	16 9	6209-788-001-00	5 27	6212-124-008-00	14 2
	24 16	6209-940-004-00	11 15	6212-126-008-00	14 4
V723-102-005-50	17 31	6211-110-018-20	1 1	6212-211-001-10	13 3
	24 20	6211-141-018-10	1 10	6212-230-003-00	13 5
1373-121-001-00	22 4		24 3	6212-235-001-00	13 6
3625-540-004-00	9 22	6211-150-008-00	1 2	6212-261-006-00	13 8
6209-000-002-00	11 19	6211-170-006-10	2 1	6212-264-006-00	6 5
6209-000-003-00	1 11	6211-173-004-00	2 3	6212-266-006-00	6 6
6209-000-004-00	5 2		24 4	6212-310-010-00	15 1
6209-000-004-10	5 2A	6211-210-021-10	5 1	6212-310-010-10	15 1A
6209-000-013-00	15 7	6211-258-001-00	5 8	6212-330-013-30	15 5
6209-009-001-00	16 6		24 8	6212-333-001-00	15 6
6209-030-005-00	9 6	6211-258-002-00	5 9	6212-371-014-20	15 8
6209-030-006-00	9 7		24 9	6212-379-001-00	15 9
	17 28	6211-291-001-10	5 23	6212-511-004-00	12 1
6209-030-041-00	18 4	6211-292-001-20	5 24	6212-521-002-00	15 3
6209-030-043-00	20 16		24 11	6212-522-003-00	12 2
6209-031-083-00	22 5	6211-310-006-20	9 1	6212-523-003-00	12 6
6209-044-001-00	20 34	6211-311-005-10	9 36	6212-524-002-00	20 9
6209-046-001-00	9 16	6211-312-001-20	9 28	6212-531-005-10	5 6
6209-050-001-00	9 33		24 14	6212-535-001-00	12 4
6209-050-002-00	9 34	6211-312-002-20	9 37	6212-535-002-00	20 13
6209-056-001-00	20 7		24 15	6212-551-001-00	11 1
6209-300-002-00	17 18	6211-340-002-20	8 1	6212-552-001-00	11 2

6003-097-130-00

PART CODE	FIG. KEY	PART CODE	FIG. KEY	PART CODE	FIG. KEY
6212-561-001-00	11 3	6213-669-002-00	18 3	6215-541-002-10	20 23
6212-563-001-00	11 4	6213-671-003-00	18 5	6215-541-003-10	20 33
6212-565-001-00	11 5	6213-674-006-10	22 2	6215-542-001-10	9 23
6212-569-002-00	1 8	6213-711-003-20	17 30	6215-542-002-00	20 20
	24 2	6213-716-001-40	17 24	6215-543-003-20	20 19
6212-571-001-10	11 6	6213-721-001-00	5 22	6215-546-001-00	9 18
6212-575-001-00	11 7	6213-721-003-00	17 25	6215-549-001-10	5 26
6212-600-003-00	11 8	6213-729-001-00	17 22	6215-549-003-00	20 22
6212-611-004-10	11 9	6213-743-002-10	17 26	6215-549-004-10	20 24
6212-616-002-00	11 17		24 19	6215-549-006-00	20 26
6212-620-002-10	11 10	6214-111-014-00	3 1	6215-549-007-00	20 39
6212-621-003-10	11 11	6214-115-002-20	3 2	6215-549-007-10	20 39A
6212-626-002-10	11 12		24 6	6215-549-008-00	20 43
6212-628-004-00	11 13	6214-141-015-00	4 1	6215-549-009-00	20 27
6212-628-005-00	11 14	6214-145-006-10	4 2	6215-549-010-00	20 28
6213-100-003-20	16 1		24 7	6215-549-021-00	20 38
6213-111-001-20	16 2	6215-300-005-00	19 1	6215-549-023-00	20 29
6213-120-003-00	16 3	6215-311-005-00	25 1	6215-549-024-00	20 30
6213-125-001-00	16 4	6215-315-002-00	19 2	6215-600-057-00	20 1
6213-140-004-10	16 8	6215-330-007-00	25 2	6215-611-003-00	26 1
6213-149-001-00	16 10	6215-332-002-00	25 16	6215-612-003-00	26 34
6213-160-002-00	9 29	6215-339-002-00	25 15	6215-619-012-00	26 35
6213-161-001-00	9 30	6215-342-002-00	25 3	6215-619-013-00	26 37
6213-164-001-00	9 31	6215-343-002-00	25 4	6215-619-014-00	26 38
6213-240-002-00	16 15	6215-345-044-00	25 5	6215-619-015-00	26 39
6213-311-003-10	16 12	6215-345-045-00	25 6	6215-619-016-00	26 40
6213-319-001-00	9 2	6215-345-046-00	25 7	6215-621-004-10	20 8
6213-610-005-30	17 1	6215-345-047-00	25 8	6215-622-002-00	26 12
6213-611-003-20	17 2	6215-345-048-00	25 9	6215-629-017-00	26 13
6213-612-004-00	17 3	6215-345-049-00	25 10	6215-629-019-00	26 14
6213-613-002-10	17 8	6215-345-050-00	25 11	6215-629-020-00	26 18
6213-614-003-10	17 12	6215-345-051-00	25 12	6215-629-021-00	26 19
	24 17	6215-345-052-00	25 13	6215-629-022-00	26 20
6213-614-006-10	17 17	6215-345-053-00	25 14	6215-629-023-00	26 21
	24 18	6215-355-003-00	25 18	6215-629-024-00	26 22
6213-619-002-00	17 11	6215-359-003-00	25 17	6215-629-025-00	26 23
6213-619-003-00	17 10	6215-359-004-00	25 19	6215-629-026-00	26 24
6213-619-005-00	17 16	6215-410-035-10	19 3	6215-629-027-00	26 25
6213-621-003-00	17 6	6215-410-036-10	19 4	6215-629-028-00	26 26
6213-622-002-10	17 5	6215-412-001-20	21 1	6215-629-029-00	26 27
6213-631-002-00	17 3	6215-520-001-00	20 15	6215-629-030-00	26 28
6213-631-005-00	17 4	6215-526-001-10	20 17	6215-629-031-00	26 29
6213-641-004-00	18 2	6215-531-005-00	20 32	6215-629-032-00	26 30
6213-642-002-00	17 7	6215-536-001-00	20 25	6215-629-033-00	26 31
6213-660-006-00	18 1	6215-541-001-00	20 18	6215-629-034-00	26 32

PART CODE	FIG. KEY	PART CODE	FIG. KEY	PART CODE	FIG. KEY
6215-631-004-00	26 2	6281-229-002-00	28 2	6901-910-625-00	16 7
6215-634-002-00	26 15	6281-229-003-00	28 3	6901-910-816-00	8 4
6215-635-002-00	26 8	6281-229-004-00	28 6		16 11
6215-635-003-00	26 36	6281-229-005-00	28 5	6901-910-830-00	17 32
6215-637-003-00	26 33	6281-229-006-00	28 8	6901-910-835-00	9 11
6215-639-006-00	26 16	6281-229-007-00	28 9	6901-910-840-00	9 10
6215-639-007-00	26 17	6281-229-008-00	28 11		9 39
6215-641-002-00	26 3	6281-229-009-00	28 10	6901-910-845-00	9 15
6215-643-003-00	26 4	6281-229-010-00	28 14		17 13
6215-644-003-00	26 6	6281-229-011-00	28 15	6901-911-020-00	8 3
6215-649-003-00	26 5	6281-229-012-00	28 19		10 2
6215-649-004-00	26 7	6281-229-013-00	28 20	6901-911-025-00	22 8
6215-649-005-00	26 9	6281-229-014-00	28 21	6902-050-816-00	9 38
6215-649-006-00	26 10	6281-229-015-00	28 22	6904-110-818-00	5 19
6215-649-007-00	26 11	6281-229-016-00	28 23	6904-110-840-00	5 18
6219-732-003-00	23 4	6281-229-017-00	28 24	6908-000-716-00	12 3
6219-752-011-00	20 2	6281-229-018-00	28 25		20 10
6219-752-012-00	20 3	6281-271-002-00	28 26	6908-000-750-00	15 4
6219-752-013-00	20 4	6281-410-002-20	23 3	6908-160-408-00	16 5
6219-752-014-00	20 5	6281-910-001-00	23 5	6908-160-510-00	5 17
6219-752-015-00	20 6	6281-920-001-00	23 8	6908-160-816-00	5 16
6281-100-003-00	22 7	6281-971-001-10	23 1	6908-161-018-00	15 2
6281-111-002-00	27 1	6287-810-006-10	24 1	6909-110-406-00	5 28
6281-115-004-00	27 11	6509-000-084-00	9 8		9 35
6281-116-002-00	27 2	6509-030-037-00	9 9		20 40
6281-118-001-00	27 9	6509-360-912-10	21 3	6909-110-408-00	27 23
6281-121-003-00	27 3	6509-605-019-10	5 5	6909-110-410-00	22 6
6281-124-001-00	27 6		9 3	6909-110-508-00	9 12
6281-129-006-00	27 17	6513-770-022-10	17 29		9 41
6281-129-007-00	27 7	6515-419-014-00	21 4		11 20
6281-129-008-00	27 18	6581-117-007-00	27 10		17 14
6281-129-009-00	27 19	6581-123-011-00	27 12		17 20
6281-129-010-00	27 4	6581-129-092-00	27 15	6909-111-406-00	20 35
6281-129-011-00	27 5	6581-129-096-00	27 16	6909-111-508-00	27 20
6281-129-019-00	27 21	6581-129-099-00	27 13	6909-150-506-00	20 42
6281-151-004-00	27 8	6581-129-100-00	27 14	6909-150-508-00	9 13
6281-200-016-00	22 1	6582-450-014-00	23 2		17 15
6281-213-003-00	28 7	6894-240-902-00	13 7		17 21
6281-214-003-00	28 12	6894-453-344-00	5 20		27 22
6281-214-004-00	28 13	6901-066-645-00	15 10	6909-164-508-00	11 21
6281-215-001-00	28 17	6901-910-612-00	5 25	6909-164-708-00	9 42
6281-216-001-00	28 18		7 5	6909-202-308-00	9 25
6281-217-001-00	28 16		12 5	6909-572-008-00	2 5
6281-221-001-00	28 4		20 14		24 5
6281-222-004-00	28 1		23 7	6909-830-212-00	1 12

NUMERICAL INDEX

1608-097-100-00

PART CODE	FIG. KEY	PART CODE	FIG. KEY	PART CODE	FIG. KEY
J061-114-024-00	8 28	V201-260-809-50	8 18	V211-261-002-00	22 14
J061-209-011-00	4 20	V201-460-802-00	7 11		25 2
J061-210-012-00	4 12	V201-460-804-50	7 3	V211-261-002-50	16 7
	4 16	V201-461-003-00	8 33		19 14
	4 19	V203-461-002-00	1 3		20 52
	4 22		5 20		21 3
	4 28	V203-461-002-50	19 20		24 6
J061-210-015-00	2 20	V210-260-601-20	7 14	V211-261-004-50	10 65
J061-211-013-00	4 13		19 18	V211-360-801-60	11 9
	4 17		20 7		12 62
	4 23		25 4		24 19
J061-232-040-00	2 12		30 31		31 8
J061-238-046-00	2 13	V210-260-601-60	6 4	V211-360-802-00	2 8
J061-247-055-00	3 14		19 12		2 19
J062-081-087-00	4 29		34 10		3 11
J062-104-111-00	8 30		35 12		5 7
K182-002-002-00	11 23	V210-260-602-00	11 13		25 17
K182-032-000-00	11 21		34 11	V211-361-002-00	5 19
K182-032-001-00	11 22	V210-360-601-20	20 22	V211-561-001-60	8 37
K182-032-002-00	11 24	V210-360-601-60	4 6	V211-561-002-00	3 3
K182-032-003-00	11 25		19 16		8 36
K211-004-007-00	44 7		30 7		20 8
K211-012-000-00	11 14	V210-360-602-00	24 11		20 50
K211-012-003-00	44 2		24 17	V211-561-002-50	27 3
K211-012-005-00	44 4	V211-260-801-60	4 4		27 5
K211-012-006-00	44 5		5 11	V211-660-802-00	3 5
K211-012-007-00	44 6		8 16	V251-261-004-5C	8 7
K211-012-008-00	44 10		11 5	V271-160-602-50	3 8
K211-012-009-00	44 3		15 3	V301-260-005-00	31 10
K211-012-011-00	44 13		22 6	V301-260-006-00	1 10
K211-012-100-00	44 1		22 8		5 6
V111-163-002-00	20 31		30 9		32 6
	36 17	V211-260-802-00	8 25		37 9
	37 23		11 12	V304-260-008-00	1 7
V120-266-001-20	44 14		12 43		12 5
V120-266-002-50	44 8		16 20		12 52
V120-366-001-60	30 16		20 56		16 13
	30 19		20 61		20 44
	36 12	V211-260-802-50	1 15		20 46
	37 18		29 4		28 13
V120-376-002-00	30 26	V211-260-803-00	8 19		30 34
V201-260-803-50	12 4		20 57	V304-260-010-00	2 25
V201-260-805-00	12 50	V211-260-804-00	8 20		6 7
	20 42	V211-260-804-50	44 12		10 67
V201-260-806-00	11 15	V211-261-002-00	4 25		12 11

1608-097-100-00

PART CODE	FIG. KEY	PART CODE	FIG. KEY	PART CODE	FIG. KEY
V304-260-010-00	12 31 12 41 12 55	V401-160-008-00	8 21 28 12 30 35	V411-260-012-00	12 13 12 18 25 20
V304-460-008-00	7 12	V401-160-010-00	1 4	V411-260-014-00	28 5 11 27
V304-460-010-00	17 5		5 21		
V304-460-016-00	19 10		8 34		12 46
V305-260-010-00	32 14		10 66		27 9
V305-260-012-00	43 3		14 5		27 14
V305-260-020-00	27 13		17 6		28 9
V328-262-110-00	23 12		19 21	V411-260-018-00	23 5
V328-262-112-00	23 23 24 14 23 8 23 29 25 19	V401-160-012-00	20 13 20 20 23 13 23 30 25 21	V411-260-020-00 V500-162-501-50	12 35 28 2 6 11 20 38 33 5
V334-260-010-00	23 18	V401-160-016-00	19 9	V500-162-502-00	23 14
V334-460-010-00	20 12 20 19	V411-260-003-00	20 33 36 19		23 25 24 16
V335-260-012-00	23 27		37 25	V500-163-001-50	12 23
V350-160-004-00	30 23	V411-260-006-00	6 10		12 30
V350-160-006-00	30 14		37 10		12 40
V360-260-006-00	4 7 35 13	V411-260-008-00	12 22 12 29 12 39 12 51		12 57 16 10 18 11 28 17
V361-260-006-00	30 24				
V363-260-008-00	5 12				
	11 16 15 8 20 35 24 20 31 7		12 56 16 9 18 10 20 37 20 43	V500-163-002-00	12 9 12 14 12 19 12 59 13 3
V363-260-010-00	2 24 27 8		28 16 31 4		16 22 16 26
V401-160-003-00	20 32 36 18 37 24	V411-260-010-00	33 3 33 12 2 26		28 6 28 10 32 11
V401-160-005-00	31 11		5 22	V500-163-002-50	11 28
V401-160-006-00	1 11 12 26 12 34 16 3		6 8 12 8 12 58 13 2		12 47 18 15 20 26 23 9
V401-160-008-00	32 7 37 11 1 8 7 4 7 17	V411-260-012-00	16 21 16 25 18 14 24 15 12 10		23 31 25 22 27 10 27 15 12 36

PART CODE	FIG. KEY	PART CODE	FIG. KEY	PART CODE	FIG. KEY
V500-163-003-00	28 3	V705-140-052-00	10 58	1424-101-204-00	2 18
V500-164-003-00	11 29	V720-101-900-60	44 9	1425-621-004-00	2 9
V580-140-401-00	10 61	V720-102-401-50	20 3		3 4
V580-140-502-50	20 69	V720-102-401-80	11 2	1427-130-260-00	19 17
V580-140-503-20	23 6		11 11	1427-601-003-00	18 4
V580-140-602-50	12 2	V720-102-402-20	11 3	1427-621-002-10	5 2
V600-110-600-40	20 63	V720-103-502-40	11 7	1427-621-012-00	24 7
	20 71	V720-103-502-60	11 8		31 2
	25 12	V720-111-900-80	10 62	1427-934-013-00	40 5
V600-110-600-50	9 7	V720-112-401-10	10 63	1427-941-016-00	41 5
V600-110-600-70	20 72	V721-103-103-00	9 5	1432-242-004-00	28 14
V600-110-620-40	9 9	V721-103-104-50	8 15	1435-201-220-00	11 6
V600-110-620-50	9 10		9 6	1444-122-002-00	16 12
V600-110-620-70	14 10	V721-103-105-50	44 11	1444-601-015-00	34 14
V600-110-630-40	9 13	V740-130-420-80	8 5	1444-621-008-00	32 18
V600-110-630-50	9 12		8 12	1444-621-311-00	34 6
V600-140-600-40	25 13	V742-120-420-60	25 10	1444-621-312-00	34 7
V600-150-600-50	19 5	V744-120-350-70	8 14	1480-207-011-00	25 8
V600-150-620-20	20 9		20 55	1488-611-001-00	32 9
V600-150-620-30	23 20	V744-130-420-80	8 4	1524-122-001-00	16 6
V600-150-620-50	26 5		8 11	1527-604-002-00	33 17
V653-430-403-00	8 2	V744-135-550-80	20 59	1544-104-204-00	3 9
	8 9	V760-150-000-00	16 2	1544-104-205-00	3 10
V654-418-221-60	20 67		20 4	1560-104-010-40	2 16
V704-140-012-00	20 15		22 11	1560-132-007-30	16 14
V704-140-015-00	18 3	V762-150-000-00	12 25	1560-664-250-00	36 13
	18 6		12 33		37 19
	20 17		22 12	1560-664-252-00	36 14
	20 40	V781-160-000-40	20 60		37 20
V704-140-016-00	14 9	V999-200-003-00	17 3	1560-664-253-00	36 15
V704-140-017-00	15 5		26 3		37 21
V704-140-020-00	10 60	W201-261-206-00	43 2	1564-512-001-00	24 2
V704-140-025-00	9 3	1323-220-012-00	15 10	1564-654-213-00	35 4
	19 6	1337-401-006-00	16 15	1575-623-009-00	36 2
V705-140-020-00	7 10		20 47		37 2
V705-140-030-00	10 14	1376-121-001-00	23 24	1575-623-010-00	36 3
	10 64	1376-606-005-00	32 16		37 3
V705-140-035-00	20 10	1386-241-002-00	17 4	1581-621-290-00	36 11
V705-140-040-00	10 59		26 4		37 17
	23 21	1415-120-006-00	13 4	1588-105-210-00	4 5
V705-140-042-00	8 3		16 16	1593-101-003-20	1 6
	8 10	1415-125-021-00	20 49	1593-101-009-10	1 12
	25 9	1416-209-005-00	7 16	1593-101-011-10	1 13
	25 14	1416-600-057-00	31 9	1593-101-012-00	1 14
V705-140-047-00	19 7	1424-101-203-00	2 17		12 49

1608-097-100-00

PART CODE	FIG. KEY	PART CODE	FIG. KEY	PART CODE	FIG. KEY
1593-101-210-40	1 1	1593-307-052-10	14 17	1593-403-530-60	23 19
1593-101-220-40	1 2	1593-307-053-10	14 14	1593-406-004-00	24 10
1593-102-001-10	2 10		14 18	1593-406-005-10	24 9
1593-102-002-10	2 11	1593-310-054-20	15 6	1593-406-006-00	24 13
1593-102-003-20	2 14	1593-310-520-20	15 4	1593-406-008-00	24 5
1593-102-004-20	2 15	1593-310-540-00	15 9	1593-406-240-10	24 12
1593-102-005-30	2 6	1593-312-056-20	16 18	1593-406-250-00	24 8
1593-102-006-50	2 21		16 27	1593-406-500-30	24 1
1593-102-009-10	2 23	1593-317-201-00	17 2	1593-407-002-00	25 6
1593-102-011-00	2 7	1593-317-210-00	17 1	1593-407-004-40	25 3
1593-102-012-00	2 22	1593-332-051-30	18 9	1593-407-006-00	25 7
1593-102-500-10	2 1	1593-332-052-10	18 7	1593-407-007-20	25 15
1593-102-502-00	2 2	1593-332-053-00	18 8	1593-407-051-60	25 1
1593-102-503-00	2 3	1593-332-520-30	18 1	1593-407-200-40	25 5
1593-102-504-00	2 4	1593-333-500-30	18 12	1593-407-510-50	25 11
1593-102-505-00	2 5	1593-334-052-00	19 3	1593-407-520-40	25 16
1593-103-054-00	3 2	1593-334-054-30	19 2	1593-407-530-40	25 18
1593-103-500-10	3 1	1593-334-055-00	19 4	1593-411-001-10	26 6
1593-104-001-40	3 12	1593-334-056-50	19 1	1593-411-052-20	26 7
1593-104-004-00	3 13	1593-334-300-20	19 11	1593-411-053-20	26 8
1593-104-500-00	3 6	1593-334-310-20	19 13	1593-411-201-00	26 1
1593-104-502-00	3 7	1593-335-058-00	19 19	1593-411-610-10	26 2
1593-105-213-10	4 10	1593-335-500-50	19 15	1593-553-003-20	27 7
1593-112-002-50	5 5	1593-341-008-00	20 73	1593-553-007-20	27 12
1593-112-003-20	5 8	1593-341-009-00	20 74	1593-553-280-00	27 6
1593-112-051-30	5 4	1593-341-012-10	20 75	1593-553-550-10	27 11
1593-112-200-10	5 1	1593-342-001-00	20 51	1593-553-670-30	27 2
1593-112-222-00	5 9		21 2	1593-555-011-00	29 1
1593-112-510-30	5 3	1593-342-200-00	21 1	1593-555-012-00	29 2
1593-112-520-10	5 13	1593-401-007-20	22 2	1593-555-013-00	29 3
1593-117-001-40	6 3	1593-401-071-50	22 3	1593-601-002-40	30 13
1593-117-003-10	6 6	1593-402-051-10	22 10	1593-601-009-00	30 10
1593-117-200-20	6 1	1593-402-210-00	22 9	1593-601-011-00	30 15
1593-117-510-20	6 2	1593-402-510-40	22 13	1593-601-012-00	30 17
1593-122-051-00	7 1	1593-403-001-10	23 11	1593-601-013-00	30 18
1593-203-058-20	9 2	1593-403-003-10	23 10	1593-601-014-00	30 30
1593-304-008-00	14 3	1593-403-004-10	23 3	1593-601-054-00	30 33
1593-304-051-20	14 1	1593-403-005-00	23 28	1593-601-061-40	30 32
1593-304-053-10	14 6	1593-403-007-20	23 22	1593-601-062-20	30 2
1593-304-054-10	14 4	1593-403-009-00	23 4	1593-601-064-20	30 25
1593-304-055-10	14 7	1593-403-052-30	23 15	1593-601-065-10	24 4
1593-304-057-10	14 8	1593-403-056-40	23 16	1593-601-067-30	30 3
1593-307-051-20	14 12	1593-403-058-30	23 26	1593-601-069-00	24 3
	14 16	1593-403-500-80	23 1	1593-601-071-00	30 4
1593-307-052-10	14 13	1593-403-510-80	23 2	1593-601-072-00	30 5

PART CODE	FIG. KEY	PART CODE	FIG. KEY	PART CODE	FIG. KEY
1593-601-072-00	30 12	1593-623-520-00	20 29	1608-201-013-00	8 27
1593-601-073-00	30 28		36 16	1608-201-200-20	8 24
1593-601-074-00	30 27		37 22	1608-203-002-30	9 4
1593-601-300-00	30 20	1593-623-610-00	37 7	1608-203-003-20	9 8
1593-601-500-50	30 1	1593-630-210-00	35 10	1608-203-200-00	9 1
1593-601-524-10	30 21	1593-630-211-00	35 11	1608-203-210-00	9 11
1593-601-525-10	30 22	1593-630-230-00	35 9	1608-205-200-10	10 1
1593-606-006-10	31 5	1593-901-015-00	38 9	1608-205-201-00	10 15
	33 14	1593-901-016-00	38 1	1608-205-202-00	10 16
1593-611-001-00	32 13	1593-901-017-00	38 2	1608-205-203-00	10 17
1593-611-011-20	32 2	1593-901-019-00	38 4	1608-205-204-00	10 18
1593-611-013-00	32 10	1593-904-001-00	39 1	1608-205-205-00	10 19
1593-611-014-00	32 15	1593-904-012-00	39 3	1608-205-206-10	10 20
1593-611-058-00	32 12	1593-905-001-00	40 1	1608-205-207-00	10 21
1593-611-200-50	32 8	1593-905-012-00	40 3	1608-205-208-00	10 22
1593-612-004-00	33 1	1593-906-001-00	41 1	1608-205-209-00	10 23
1593-612-005-00	33 2	1593-906-012-00	41 3	1608-205-211-00	10 24
1593-612-220-10	33 6	1600-112-231-00	5 15	1608-205-212-00	10 25
1593-612-230-00	33 9	1600-112-232-00	5 10	1608-205-213-00	10 26
1593-616-004-20	31 3		5 16	1608-205-214-00	10 27
	33 11	1600-505-007-00	6 9	1608-205-215-00	10 28
1593-621-005-00	34 9	1600-902-023-00	39 5	1608-205-216-00	10 29
1593-621-250-10	34 4	1608-105-001-40	4 14	1608-205-217-00	10 30
1593-621-252-00	34 5	1608-105-003-30	4 21	1608-205-218-00	10 31
1593-621-510-30	34 2	1608-105-211-00	4 24	1608-205-219-00	10 32
1593-622-004-00	35 7	1608-105-221-00	4 8	1608-205-221-00	10 33
1593-622-211-10	34 12	1608-105-222-10	4 9	1608-205-222-00	10 34
1593-622-240-00	35 3	1608-105-223-00	4 11	1608-205-223-00	10 35
1593-622-250-00	35 2		4 15	1608-205-224-00	10 36
1593-622-270-00	35 5	1608-105-230-00	4 2	1608-205-225-00	10 37
1593-622-280-00	35 1	1608-105-240-20	4 18	1608-205-226-00	10 38
1593-623-001-00	5 17	1608-122-002-10	7 13	1608-205-227-00	10 39
	36 7	1608-122-003-00	7 5	1608-205-228-00	10 40
	37 13	1608-122-004-00	7 2	1608-205-229-00	10 41
1593-623-002-00	36 6	1608-122-200-50	7 6	1608-205-231-00	10 42
	37 12	1608-122-210-20	7 7	1608-205-232-00	10 43
1593-623-003-00	36 8	1608-122-220-20	7 8	1608-205-233-00	10 44
	37 14	1608-122-230-10	7 15	1608-205-234-00	10 45
1593-623-272-00	32 4	1608-201-001-40	8 1	1608-205-235-00	10 46
1593-623-273-00	32 5	1608-201-002-30	8 8	1608-205-236-00	10 47
1593-623-280-00	32 3	1608-201-004-20	8 13	1608-205-237-00	10 48
1593-623-503-00	36 4	1608-201-005-10	8 17	1608-205-238-00	10 49
	37 4	1608-201-006-20	8 26	1608-205-239-00	10 50
1593-623-504-00	36 5	1608-201-008-10	8 29	1608-205-241-00	10 51
	37 6	1608-201-011-20	8 35	1608-205-242-00	10 52

1608-097-100-00

PART CODE	FIG. KEY	PART CODE	FIG. KEY	PART CODE	FIG. KEY
1608-205-243-00	10 53	1608-207-310-00	12 27	1608-554-002-00	28 15
1608-205-244-00	10 54	1608-208-200-00	13 1	1608-554-200-10	28 1
1608-205-245-00	10 55	1608-304-001-00	14 2	1608-554-210-10	28 4
1608-205-246-00	10 56	1608-307-200-20	14 11	1608-554-600-20	28 7
1608-205-247-00	10 57	1608-307-210-20	14 15	1608-606-200-40	31 1
1608-205-260-00	10 2	1608-310-001-30	15 7	1608-616-001-10	33 15
1608-205-263-00	10 3	1608-310-002-00	15 2	1608-616-002-20	33 16
1608-205-264-00	10 4	1608-310-200-10	15 1	1608-616-200-20	33 10
1608-205-265-00	10 5	1608-312-002-10	16 8	1608-621-200-00	34 1
1608-205-266-00	10 6	1608-312-003-40	16 11	1608-623-200-00	36 1
1608-205-267-00	10 7	1608-312-005-00	16 4	1608-623-210-00	37 1
1608-205-268-00	10 8	1608-312-006-20	16 19	1608-901-003-10	38 8
1608-205-269-00	10 9	1608-312-200-40	16 1	1608-901-008-00	38 5
1608-205-280-00	10 10	1608-312-210-20	16 5	1608-901-009-00	38 3
1608-205-283-00	10 11	1608-312-220-00	16 17	1608-904-002-00	39 2
1608-205-284-00	10 12	1608-313-200-10	16 23	1608-904-006-00	39 4
1608-205-285-00	10 13	1608-341-001-20	20 5	1608-905-002-00	40 2
1608-206-001-00	11 4	1608-341-003-20	20 11	1608-905-006-00	40 4
1608-206-002-00	11 26	1608-341-006-10	20 18	1608-906-002-00	41 2
1608-206-004-00	11 30	1608-341-008-00	20 23	1608-906-006-00	41 4
1608-206-005-00	11 32	1608-341-012-00	20 58	1614-922-200-10	43 1
1608-206-200-30	11 1	1608-341-013-00	20 64	1631-401-300-00	22 5
1608-206-210-20	11 10	1608-341-014-10	20 65	1631-401-310-00	22 7
1608-206-240-00	11 18	1608-341-015-00	20 66	1631-611-210-20	32 1
1608-206-241-00	11 19	1608-341-016-00	20 68	1631-910-002-00	42 2
1608-207-003-20	12 37	1608-341-021-10	20 41	1631-910-004-00	42 4
1608-207-004-10	12 28	1608-341-023-00	20 36	1631-910-006-00	42 6
	12 38	1608-341-025-10	20 48	1631-910-008-00	42 1
1608-207-006-10	12 53	1608-341-026-00	20 6	1631-910-009-00	42 3
1608-207-007-10	12 54	1608-341-027-00	20 54	1636-901-009-00	38 7
1608-207-008-00	12 60	1608-341-200-00	20 53	1636-901-015-00	38 10
1608-207-009-20	12 61	1608-341-210-30	20 2	1640-903-013-00	40 6
1608-207-011-00	12 7	1608-341-220-20	20 14	1640-903-016-00	40 7
1608-207-012-00	12 17	1608-341-230-20	20 24	1640-903-033-00	39 6
1608-207-014-00	12 44	1608-341-240-30	20 28	1640-903-036-00	39 7
1608-207-200-30	12 1	1608-341-260-30	20 39	1640-904-013-00	41 6
1608-207-210-20	12 6	1608-341-270-00	20 27	1640-904-016-00	41 7
1608-207-220-20	12 12	1608-341-300-40	20 1	1640-905-013-00	42 5
1608-207-230-00	12 16	1608-341-310-30	20 62	1640-905-016-00	42 7
1608-207-240-20	12 24	1608-341-320-10	20 70	2111-101-011-00	8 31
1608-207-250-20	12 32	1608-341-330-00	20 21	2137-223-004-00	8 22
1608-207-260-20	12 42	1608-401-250-00	22 1	2144-117-002-00	32 17
1608-207-270-10	12 45	1608-553-200-40	27 1	2500-901-027-00	38 6
1608-207-280-10	12 21	1608-553-210-00	27 4	2502-407-001-10	18 2
1608-207-290-00	12 48	1608-554-001-00	28 11	2706-501-003-00	33 7

PART CODE	FIG. KEY	PART CODE	FIG. KEY	PART CODE	FIG. KEY
2706-501-004-00	33 8	3908-170-020-00	31 6		
3517-205-007-00	20 25		33 13		
3560-201-015-00	33 4	4106-105-303-00	6 5		
3600-201-013-00	16 24		18 13		
3610-631-002-00	30 8		20 34		
3614-261-002-00	34 8	4301-210-002-00	30 11		
3621-702-003-00	23 7		34 13		
3623-820-013-00	22 4	4319-911-001-00	38 12		
3625-212-007-00	23 17	6213-200-002-10	4 1		
3626-276-003-00	5 18	6219-755-001-00	4 3		
3631-221-001-00	1 9	7955-201-026-00	8 23		
3631-270-003-00	35 6	8592-011-204-00	7 9		
3631-353-001-10	8 32	8595-901-006-00	38 11		
3631-353-002-10	11 31				
3631-671-003-00	12 20				
3643-586-001-00	4 27				
3648-703-001-00	18 5				
3650-261-261-00	37 8				
3650-262-202-00	37 5				
3650-270-214-00	34 3				
3652-261-202-00	5 14				
3656-115-001-00	12 15				
3656-221-001-10	28 8				
3659-310-004-00	4 26				
3661-212-001-00	13 5				
3664-276-001-00	30 6 20 30 36 20 37 26				
3664-351-006-00	11 17				
3667-354-220-10	11 33				
3667-354-240-00	11 34				
3728-552-008-00	20 45				
3737-113-005-00	8 6				
3737-122-001-00	20 16				
3737-172-009-00	30 29				
3737-172-010-00	35 8 36 9 37 15				
3737-172-011-00	1 5				
3746-111-011-00	24 18 19 8				
3746-185-014-00	36 10 37 16				
3768-185-022-10	11 20				

DESCRIPTION	REF. NO	DESCRIPTION	REF. NO	DESCRIPTION	REF. NO	DESCRIPTION	REF. NO	DESCRIPTION	REF. NO
CLAMP/WIRE/10-12	4	COVER/FRONT/MESH	30	GUIDE/LH ENGINE	13	KNOB	12		20
CLAMP/WIRE/10-15	4	COVER/FRONT/RH	30	GUIDE/RH ENGINE	18	KNOB, SET/12	13		22
CLAMP/WIRE/11-13	2	COVER/LOWER ASSY	30	HANGER, SUPPORT	20	LABEL (LIFT)	8		38
	4	COVER/REAR	22	HARNESSES/GENERATOR	3	LABEL (FUSE/D)	7		39
	4	COVER/SPOOL	44	HARNESSES/MAIN ASSY	6	LABEL (FUSE/E)	1		40
CLAMP/WIRE/32-40	2	COVER/SWITCH	35	HARNESSES/MAIN/S ASSY	6	LABEL (FUSE/F)	1		40
CLAMP/WIRE/38-46	2	COVER/44X10	23	HITCH/REAR SET	3	LABEL/CAUTION/I	1		42
CLAMP/WIRE/47-55	3	COVER, F/PTO COMP	19	HOLDER (FUEL FILTER)	15	LABEL/CE	3		38
CLAMP/WORM/14-24	8	CUSHION, PEDAL/RUBBER	1	HOLDER/SWITCH	9	LABEL/D/BATTERY	2		39
CLAMP, HARNES	1	CYLINDER ASSY	11	HOLDER, BATTERY	21		4		40
	2	CYLINDERBLOCK ASSY	10	HOOD/A	2		1		41
	3	DIODE/3.0A	37	HOOD/B	5	LABEL/D/BATTERY/I	30		42
	4	DRIVESCREW	10	HOOK, RADIATOR PANEL	47	LABEL/FUEL/I	2		42
CLAMP, MAIN HARNES	24	DRUM, BRAKE	15	HOSE ASSY	4	LABEL/FUSE/I	17		42
CLEANER, AIR ASSY	3	DUST/SEAL	11	HOSE 1300	25	LABEL/MAINTENANCE	8		38
CLIP(B)	33	ELEMENT	3	HOSE/AIR CLEANER	7	LABEL/NOISE/LPA/90	12		38
CLIP/HOSE/10.4-11.1	8	FAN (HST)	7	HOSE/HYDRAULIC/350	13	LABEL/OPERATION/D	32		39
CLIP/HOSE/8.1-8.7	4	FENDER	31	HOSE/06X10X365	1	LABEL/OPERATION/E	18		41
	10	FILTER	11	HOSE/06X12X115	33	LABEL/OPERATION/F	4		40
	12	FILTER, FUEL	4	HOSE/07X13X120	1	LABEL/OPERATION/I	26		42
	20	FILTER, SUCTION (HST)	11	HOSE/1970	6	LABEL/PARKING/D	9		39
	44	FLANGE/CONTROL COMP	25	HOSE/210	16	LABEL/PARKING/E	15		41
	20	FUSE/32V03A	36	HOSE/225	2	LABEL/PARKING/F	14		40
	25	FUSE/32V10A	37	HOSE/270	2	LABEL/PARKING/I	14		42
	9	GASKET	37	HOSE/320	3	LABEL/PTO	29		20
	26	GASKET, MUFFLER	33	HOSE/360	3	LABEL/SW/HEAD LAMP	26		35
	14	GAUGE, FUEL	33	HOSE, RADIATOR/LW	42	LABEL/W/RADIATOR	11		39
	23	GEAR (HELICAL/T72)	25	HOSE, RADIATOR/UP	8	LABEL/W/RADIATOR/T	8		42
	14	GEAR (T12-40)	9	HST	9	LABEL/WARNING/BELT	13		38
	14	GEAR (T16)	20	HUB, PTO FRONT ASSY	11	LABEL/WARNING/SLOPE	13		38
	14	GEAR/SPUR 15	9	HUB, SEAL/INPUT	11	LABEL/WARNING/SLOPE	4		38
	14	GEAR/T40	14	HUB, STEERING COLUMN	65	LABEL, CAUTION/D	10		39
	26	GEAR, BEVEL/T12-45SET	9	INSULATOR	8	LABEL, CAUTION/E	6		41
	24	GEAR, BEVEL/12	14	INSULATOR/10X30X03	2	LABEL, CAUTION/F	2		40
	2	GRIP, B	28	INSULATOR/22	1	LABEL, FUEL/D	2		39
	7	GRIP, BRAKE	16	JOINT UNIVERSAL ASSY	6	LAMP/HEAD SET	7		35
	10	GROMMET	5	JOINT/HST/F COMP	14	LAMP, HEAD ASSY	6		35
	29		24	JOINT/HST/R COMP	14	LAMP, MONITOR	7		34
	34		31	JOINT, BALL	17	LEAD	8		35
	20		36	JOINT, BALL/LH	7	LENS	10		34
	15		37	JOINT, BALL/RH	2	LEVER (PTO)	11		20
	44		31	JOINT, CAP LING	7	LEVER (HST LIFT)	15		28
	7		33	JOINTTT-TYPE	13	LEVER/UNLOAD COMP	4		13
	30		33	JOURNAL KIT	3	LEVER, AXLE	9		6
	30		36	KEY ASSY	11	LEVER, PTO	8		18
	30		37	KNOB	6	LIFT/270 COMP	5		27
	15		37		12	LINING/13X50X3	13		6

DESCRIPTION	REF . NO	DESCRIPTION	REF . NO	DESCRIPTION	REF . NO	DESCRIPTION	REF . NO
TIRE, TURF/23-12	17	2	WASHER, BRAKE DRUM	19	8	WASHER, SP/M12	25
TRIGGER, TENSION	20	45	WASHER, PL/M 8	12	22	WASHER, SP/M16	19
TRIM/1X06X570	30	3		12	29	WEIGHT/15 SET	43
TRIM/1X0X360	30	5		12	39	WHEEL, STEERING ASSY	24
	30	12		12	51	WIRE	7
TRUNNIONPIN	10	23		12	56		12
	10	24		16	9		3
TURNBUCKLE/M8	16	12		18	10		
UNLOADINGVALVE	10	33		20	37		
VALVE	3	10		20	43		
	10	50		28	16		
VALVE	44	1		31	4		
VALVE RELIEF SET	10	34		33	3		
VALVE, CONTROL	11	14		33	12		
VALVEPLATE	10	18	WASHER, PL/M14	11	27		
	10	19		12	46		
WASHER	10	8		27	9		
	20	25		27	14		
WASHER / M6	6	10		28	9		
	37	10	WASHER, PL/M18	23	5		
WASHER /M12	12	10	WASHER, PULLEY	23	7		
	12	13	WASHER, SP/M 3	20	32		
	12	18		36	18		
	25	20		37	24		
WASHER/M10	28	5	WASHER, SP/M 5	31	11		
	2	26	WASHER, SP/M 6	1	11		
	5	22		12	26		
	6	8		12	34		
	12	8		16	3		
	12	58		32	7		
	13	2		37	11		
	16	21	WASHER, SP/M 8	1	8		
	16	25		7	4		
	18	14		7	17		
	24	15		8	21		
	12	35		28	12		
WASHER/M20	28	2		30	35		
	20	33	WASHER, SP/M10	1	4		
WASHER/M3	36	19		5	21		
	37	25		8	34		
WASHER/06X16X01	30	28		10	66		
WASHER/11X22X3	23	24		14	5		
WASHER/11X35X02	32	13		17	6		
WASHER/15X24X2	18	4		19	21		
WASHER/31X42X1	25	8		20	13		
WASHER/6X14X3	34	14		20	20		
WASHER/9X32X2	32	16		23	13		
WASHER, BINDING SHAFT	33	4	WASHER, SP/M12	23	30		



**Yvan Béal - 21, av. de l'Agriculture - B.P. 16
Z.I. du Brézet - 63014 Clermont-Ferrand Cedex 2
Tél : 04 73 91 93 51 - Télécopie : 04 73 90 23 11
www.yvanbeal.fr - E-mail : info@yvanbeal.fr
R.C.S. Clermont-Fd B 304 973 886 - S.A.S. au capital de 612 000 €**