



PIECES DETACHEES

Tondeuse PRO

SG173H

**SG173H-E20S, UE20S, U48E20,
U48E20S, U48E40, U48E40S,
U48E50, U48E50S, U48RE40,
U48RE40S, 48E20, 48E20S, 48E40,
48E40S, 48E50, 48E50S, 48E50T,
48RE40, 48RE40S**



Yves Béal 21, Av. de l'Agriculture - B.P. 18
Z.I. de Bécos 03016 Clermont-Ferrand Cedex 2
Tel: 04 73 91 92 51 Téléphone : 06 73 90 23 11
www.yvesbeal.fr Email: info@yvesbeal.fr
M.C. 8 304 973 886 - SIREN 304 973 886

1631-097-1000-0

03-000156-050215

Directions for use of Parts Catalogue

1. Applicable model of machines

All component and option parts used for SG173H lawn & garden tractorst are listed in this parts catalogue.

NOTES : E20.....FOR GERMANY
 E40.....FOR U.K, OCEANIA
 E50.....FOR FRANCE
 E50T.....FOR ITALY
 U.....POWER STEERING
 EXCEPT S.....E374 - G
 S.....E374 - G01

2. Explanation for head paragraph

KEY	PART CODE	DESCRIPTION	QTY	TYPE OF MODEL			I T C	C O L	G R P	REMARKS
				TF15	TF17	TF19				
126	1614-508-200-00	FILTER(SUCTION) ASSY	1	*	*			4E		
127	V721-103-103-50	O-RING	1	*	*					
128	1614-508-260-00	FILTER(SUCTION) ASSY	1	*	*	981- -1799				
129	1614-508-262-00	FILTER(LH)	1	*	*				FIG. 164	
		ASSY		*	*			4E	A	
				*	*	1- -1999	3			

- ① KEY shows the location of parts diagramed in the illustration.
- ② Parts numbers begin with `V` and `W` are standard parts of the market.
- ③ `LH` and `RH` on the parts name are described against the moving direction of the machine or are described on the condition how to install parts on the machines.
- ④ QTY shows the number of parts to be used for one unit of machine.
 `M` is indicated for parts supplied by a meter long.
 `ℓ` is indicated for parts supplied by liter.
 `AR` is indicated for parts need to be adjusted or regulated.

- ⑤ The following symbol classifies parts to be used for machines.

` * ` means standard parts.

` T ` shows that the parts can be installed as optional parts.

` R ` shows that the parts can be used as applicable parts to replace originally equipped parts.

- ⑥ Serial number : upper row shows the serial number for the first product and lower row for the last product.

Example : Serial no. 1 through to serial no. 1999.

- ⑦ ITC : Interchangeability

` 1 ` ... OLD ← NEW

New parts can be used in place of the old parts.

` 2 ` ... OLD → NEW

Old parts can be used in place of the new parts.

` 3 ` ... OLD ↔ NEW

Old parts and new parts can not be replaced each other.

- ⑧ COL : Color code

Color is signified with color code number for colored parts.

Please see the color list shown in the next page.

- ⑨ GRP : Parts shown in this column can be replaced by SET parts.

Exsample : Parts marked (A) can be replaced by parts marked (B), and (D) for (C), so the rest follow in the same alphabetical order.

- ⑩ Remarks

* Other maker's part code number is shown in this column.

* When Fig. No. is shown in the Remark column of SET parts or ASSY parts, each of their component parts are listed in said Fig. No.

3. Color :

The following colors are used for color parts.

COLOR CODE	C O L O R	SPRAY TYPE CODE NUMBER	PAINTS 4K DRUM	PAINTS 16K DRUM
4 G	GRYSTAL BLUE	1300-957-001-10	1300-957-003-00	1300-957-004-00
6 G	SUMMER WHITE	1300-958-001-10	1300-958-003-00	1300-958-004-00
7 F	MIRROR BLACK	1300-954-001-10	1300-954-003-00	1300-954-004-00
8 E	SILVER MIST	1300-968-001-10	1300-968-003-00	1300-968-004-00

NOTE : Color code is signified only for the parts assigned by the maker as color parts.

4. Serial Numbers:

- 1) For engines serial number is stamped on CYLINDER BLOCK ASSY.

Please see Fig.No. 5-1.

- 2) For chassies serial number is shown on the LABEL.

Please see



5. Parts Order

- 1) Parts numbers listed in the parts catalogue are all registered in "ISEKI on-line computer".
- 2) When you order parts, please make sure of correct numbers.
- 3) When substitute parts is available, the part number ordered will be automatically turned to a new part number.
- 4) Please be sure to use "ISEKI GENUINE PARTS".

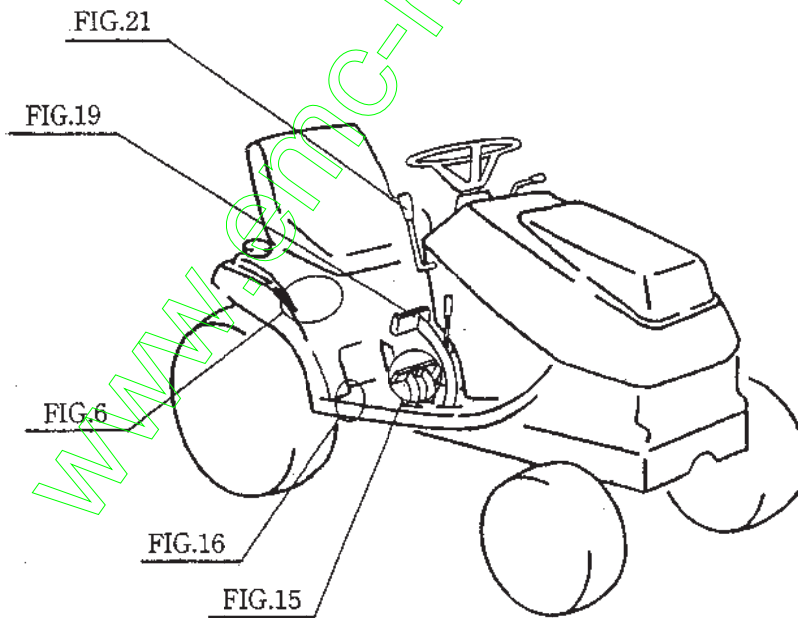
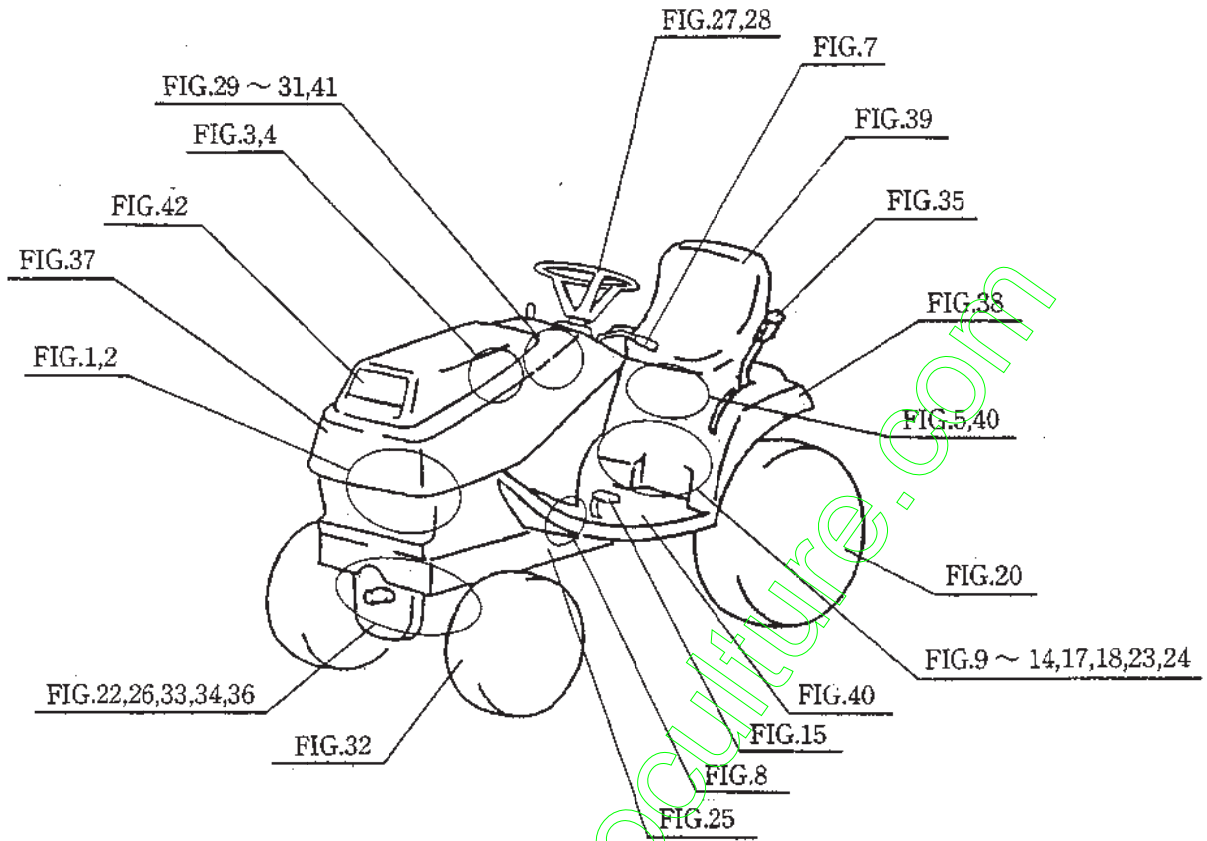
Any other similar parts other than ISEKI parts when used may cause a trouble that makes us unable to repair or guarantee the warrant.

P. 1 *** STRUCTURE TABLE OF MODEL ***

M O D E L F I G	S G									
	1EUVU	UUUUU	U4444	44444						
	72E44	44444	48888	88888						
	30288	88888	8EEEE	EEERR						
	HS0EE	EEEEER	R2244	555EE						
	S22	4455E	E0000	00044						
	00	00004	4 S S	ST00						
	S	S S0	0	S						
			S							
1	*****	*****	*****	*****						
2	*****	*****	*****	*****						
3	*****	*****	*****	*****						
4	***	*****	*							
5	*****	*****	*****	*****						
6	*****	*****	*****	*****						
7	*****	*****	*****	*****						
8	*****	*****	*****	*****						
9	*		*****	*****						
10	***	*****	*							
11	*****	*****	*****	*****						
12	*****	*****	*****	*****						
13	*		*****	*****						
14	***	*****	*							
15	*****	*****	*****	*****						
16	*****	*****	*****	*****						
17	*****	*****	*****	*****						
18	*****	*****	*****	*****						
19	*****	*****	*****	*****						
20	*****	*****	*****	*****						
21	*****	*****	*****	*****						
22	*****	*****	*****	*****						
23	TTTT	TTTTT	TTTTT	TTTTT						
24	TTTT	TTTTT	TTTTT	TTTTT						
25	*****	*****	*****	*****						
26	*****	*****	*****	*****						
27	***	*****	*							
28	*		*****	*****						
29	***	*****	*							
30	*		*****	*****						
31	***	*****	*							
32	*****	*****	*****	*****						
33	*****	*****	*****	*****						
34	*****	*****	*****	*****						
35	*****	*****	*****	*****						
36	*****	*****	*****	*****						
37	*****	*****	*****	*****						
38	*****	*****	*****	*****						
39	*****	*****	*****	*****						
40	*****	*****	*****	*****						
41	*****	*****	*****	*****						
42	TTTT	TTTTT	TTTTT	TTTTT						
43	*	* * *	* * *	* * *						
44	* * *	* * *	* * *	* * *						
45	*****	*****	*****	*****						

M O D E L F I G	S G										
	1E000	UUUUU	U4444	44444							
	72E44	44444	48888	88888							
	30288	88888	8EEEE	EEERR							
	HS0EE	EEEEER	R2244	555EE							
	S22	4455E	E0000	00044							
	00	00004	4 S S	ST00							
	S	S S0	0	S							
			S								
46	****		**								
47		**		**							
48		** *	* **	**							
49				*							
50	TTTT	TTTT	TTTT	TTTT							
51	****	*****	*****	*****							

www.emc-motoculture.com



CONTENTS

SG173H (EXCEPT S TYPE)
ENGINE (E374-G)

CYLINDER HEAD	Fig. 1
CYLINDER HEAD COVER	Fig. 2
INLET MANIFOLD	Fig. 3
EXHAUST MANIFOLD	Fig. 4
CYLINDER BLOCK	Fig. 5
BEARING/UNDER SIZE (OPTION)	Fig. 6
OIL PAN	Fig. 7
REAR PLATE	Fig. 8
TIMING GEAR CASE	Fig. 9
HANGER	Fig. 10
VALVE	Fig. 11
CAM SHAFT	Fig. 12
PISTON	Fig. 13
PISTON/OVER SIZE (OPTION)	Fig. 14
CRANK SHAFT	Fig. 15
OIL PUMP	Fig. 16
WATER PUMP	Fig. 17
COOLING FAN	Fig. 18
INJECTION NOZZLE	Fig. 19
INJECTION PUMP	Fig. 20
FUEL PIPE	Fig. 21
ELECTRIC (1)	Fig. 22
ELECTRIC (2)	Fig. 23
REPAIR KIT	Fig. 24
6 2 1 5 - 3 0 0 - 0 0 5 - 0 0	Fig. 25
6 2 1 5 - 6 0 0 - 0 8 8 - 0 0	Fig. 26
6 2 8 1 - 1 0 0 - 0 0 3 - 0 0	Fig. 27
6 2 8 1 - 2 0 0 - 0 0 7 - 0 0	Fig. 28

CONTENTS

SG173H (S TYPE)
ENGINE (E374-G01)

CYLINDER HEAD	Fig. 1
CYLINDER HEAD COVER	Fig. 2
INLET MANIFOLD	Fig. 3
EXHAUST MANIFOLD	Fig. 4
CYLINDER BLOCK	Fig. 5
BEARING/UNDER SIZE (OPTION).....	Fig. 6
OIL PAN.....	Fig. 7
REAR PLATE	Fig. 8
TIMING GEAR CASE	Fig. 9
HANGER	Fig. 10
VALVE	Fig. 11
CAM SHAFT	Fig. 12
PISTON	Fig. 13
PISTON/OVER SIZE (OPTION)	Fig. 14
CRANK SHAFT	Fig. 15
OIL PUMP	Fig. 16
WATER PUMP	Fig. 17
COOLING FAN.....	Fig. 18
INJECTION NOZZLE	Fig. 19
INJECTION PUMP	Fig. 20
FUEL PIPE	Fig. 21
ELECTRIC (1)	Fig. 22
ELECTRIC (2)	Fig. 23
REPAIR KIT	Fig. 24
6 2 1 5 - 3 0 0 - 0 0 5 - 0 0	Fig. 25
6 2 1 5 - 6 0 0 - 0 8 8 - 0 0	Fig. 26
6 2 8 1 - 1 0 0 - 0 0 3 - 0 0	Fig. 27
6 2 8 1 - 2 0 0 - 0 1 6 - 0 0	Fig. 28

CONTENTS

CHASSIS

ENGINE BRACKET SYSTEM.....	Fig. 1
RADIATOR SYSTEM.....	Fig. 2
MUFFLER AND AIR CLEANER SYSTEM.....	Fig. 3
AIR CLEANER SYSTEM (U TYPE).....	Fig. 4
FUEL FILTER AND FUEL HOSE SYSTEM.....	Fig. 5
BATTERY SYSTEM.....	Fig. 6
ACCELERATOR SYSTEM.....	Fig. 7
DRIVE SHAFT SYSTEM.....	Fig. 8
TRANSMISSION CASE SYSTEM (EXCEPT U TYPE).....	Fig. 9
TRANSMISSION CASE SYSTEM (U TYPE).....	Fig. 10
TRANSMISSION GEAR SYSTEM.....	Fig. 11
HST SYSTEM (1).....	Fig. 12
HST SYSTEM (2/EXCEPT U TYPE).....	Fig. 13
HST SYSTEM (2/U TYPE).....	Fig. 14
HST SYSTEM (3).....	Fig. 15
HST (UNLOAD) SYSTEM.....	Fig. 16
DIFFERENTIAL GEAR AND WHEEL SHAFT SYSTEM.....	Fig. 17
BRAKE SYSTEM.....	Fig. 18
BRAKE PEDAL AND ARM SYSTEM.....	Fig. 19
REAR TIRE SYSTEM.....	Fig. 20
PTO CLUTCH SYSTEM.....	Fig. 21
PTO SHAFT SYSTEM.....	Fig. 22
REAR PTO SYSTEM (OPTION).....	Fig. 23
REAR HITCH SYSTEM (OPTION).....	Fig. 24
CHASSIS AND FRONT AXLE SYSTEM.....	Fig. 25
KNUCKLE ARM SYSTEM.....	Fig. 26
STEERING WHEEL SYSTEM (U TYPE).....	Fig. 27
STEERING WHEEL SYSTEM (EXCEPT U TYPE).....	Fig. 28
STEERING SYSTEM (U TYPE).....	Fig. 29
STEERING SYSTEM (EXCEPT U TYPE).....	Fig. 30

POWER STEERING SYSTEM (U TYPE).....	Fig. 31
FRONT TIRE SYSTEM.....	Fig. 32
LIFT SYSTEM.....	Fig. 33
LINK SYSTEM.....	Fig. 34
LIFT CAM SYSTEM.....	Fig. 35
PTO COVER SYSTEM.....	Fig. 36
HOOD SYSTEM.....	Fig. 37
FENDER SYSTEM.....	Fig. 38
SEAT SYSTEM.....	Fig. 39
FUEL TANK AND STEP SYSTEM.....	Fig. 40
PANEL SYSTEM.....	Fig. 41
HEAD LAMP AND HOUR METER SET (OPTION).....	Fig. 42
HARNESS SYSTEM (EXCEPT S TYPE).....	Fig. 43
HARNESS SYSTEM (S TYPE).....	Fig. 44
MARK AND TOOL.....	Fig. 45
LABEL (E20 TYPE).....	Fig. 46
LABEL (E50 TYPE EXCEPT T).....	Fig. 47
LABEL (E40 TYPE).....	Fig. 48
LABEL (E50T TYPE).....	Fig. 49
BUMPER WEIGHT SET (OPTION).....	Fig. 50
COMPONENT PARTS FOR K211 - 012 - 000 - 00 ON FIG 13,14.....	Fig. 51
WIRING DIAGRAM/SG173	
WIRING DIAGRAM/SG173/S	
REAL WIRING DIAGRAM/SG173	
REAL WIRING DIAGRAM/SG173/S	

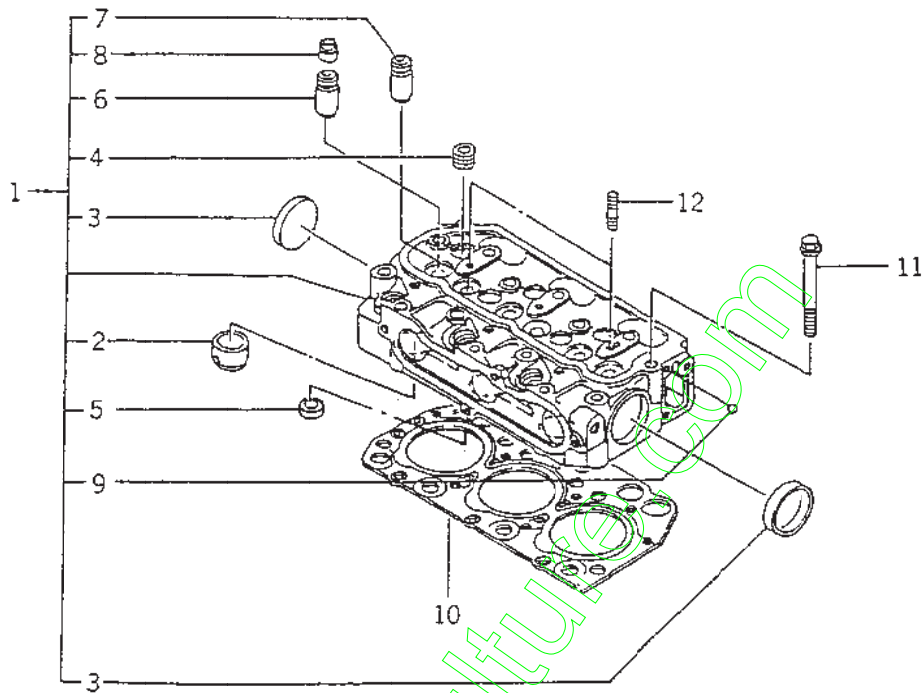
ENGINE

E374 — G...SG173H

(EXCEPT S)

www.emc-motoculture.com

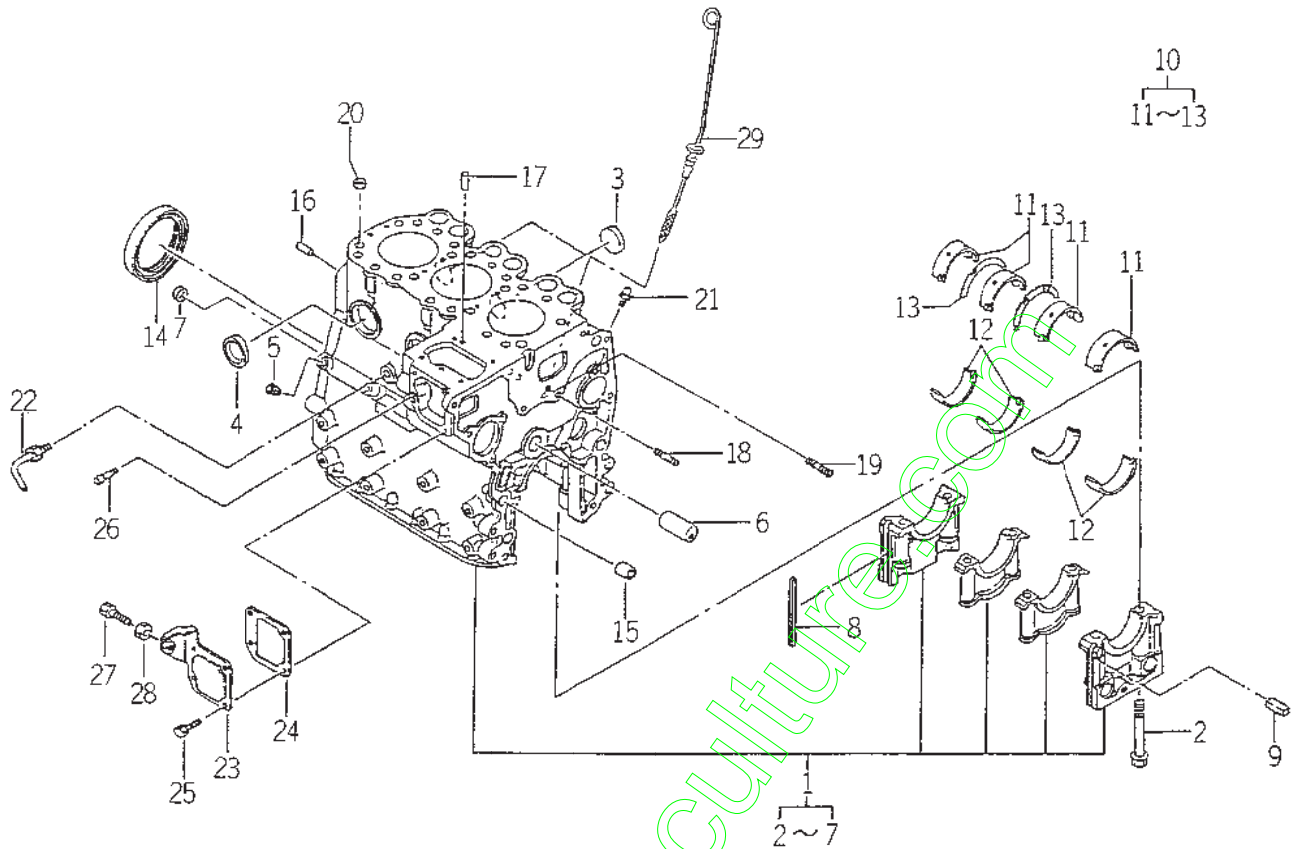
FIG. 1 CYLINDER HEAD



6003-101A

KEY	PART CODE	DESCRIPTION	QTY	TYPE OF MODEL		I T C	C O L	G R P	REMARKS
				E374 -6					
1	6211 - 110 - 011 - 40	CYLINDERHEAD ASSY	1	*					
2	6211 - 150 - 007 - 00	PLUG,HOT ASSY	3	*					
3	6911 - 129 - 006 - 00	CAP,SEALING	2	*					
4	6209 - 605 - 004 - 00	PLUG/PTT/2	5	*					
5	6211 - 715 - 002 - 00	SEAT,VALVE	3	*					
6	6211 - 721 - 001 - 00	BULBE GUIDE	3	*					
7	6211 - 721 - 002 - 00	GUIDE,VALVE	3	*					
8	6212 - 569 - 002 - 00	SEAL,OIL	6	*					
9	V682 - 200 - 000 - 60	BALL	1	*					
10	6211 - 141 - 007 - 30	GASKET/CYLINDERHEAD	1	*					
11	6209 - 000 - 003 - 00	BOLT/M10X1.25X82	14	*					
12	6909 - 830 - 212 - 00	STUD,HEAD COVER	2	*					

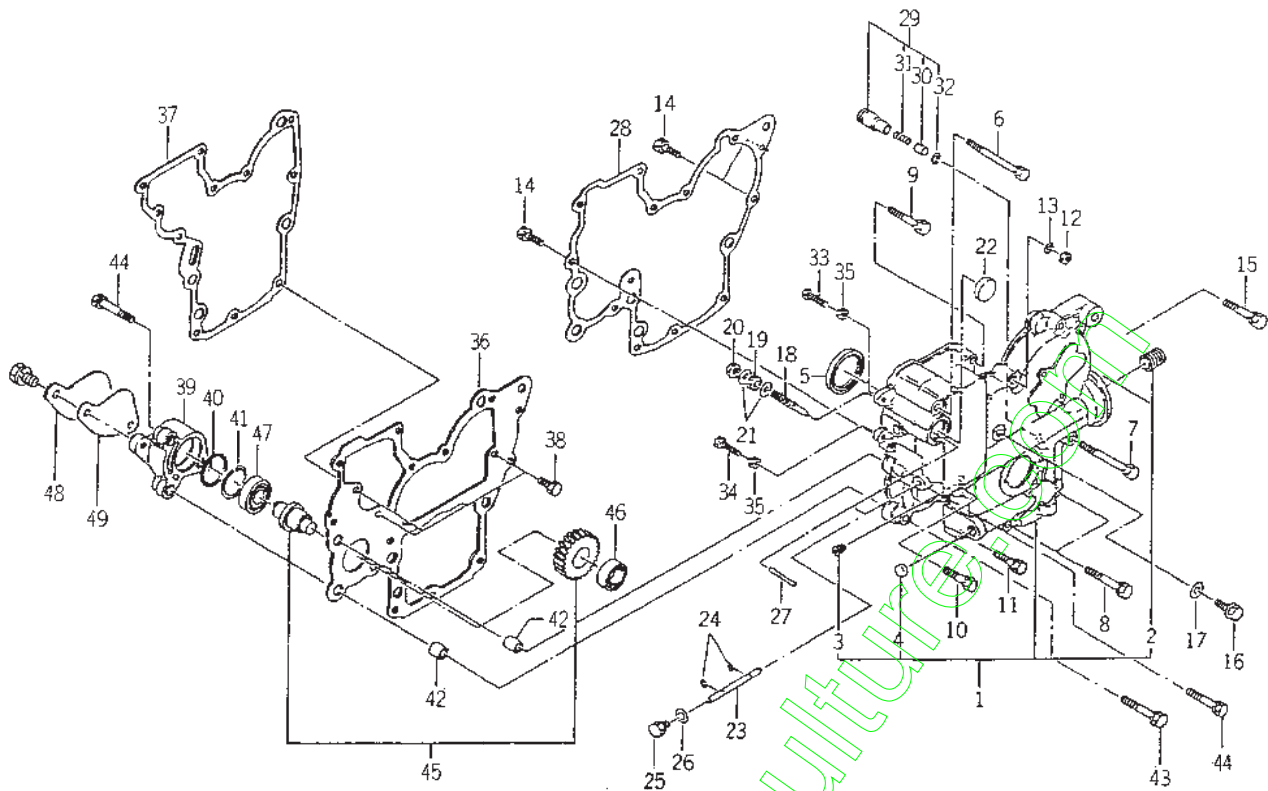
FIG. 5 CYLINDER BLOCK



60CS-50AP

KEY	PART CODE	DESCRIPTION	QTY	TYPE OF MODEL		I T C	C O L	G R P	REMARKS
				E374 -G					
1	6211-210-014-20	CYLINDERBLOCK ASSY	1	*					
2	6209-000-004-00	BOLT	8	*					
3	6209-610-001-00	CAP,SEALING	2	*					
4	6911-219-195-00	CAP,SEALING	4	*					
5	6509-605-019-10	PLUG	3	*					
6	6212-531-005-10	PIN, IDLEGEAR	1	*					
7	6911-129-083-00	CAP,SEALING	1	*					
8	6211-258-001-00	SEAL, BEARING CAP	4	*					
9	6211-258-002-00	SEAL, BEARING CAP/7	2	*					
10	6211-510-001-00	METAL, CRANK SET	1	*					
11	6211-511-003-00	BEARING/CRANK/UPPER	4	*					
12	6211-511-004-00	BEARING/CRANK/LOWER	4	*					
13	6211-599-001-10	BEARING, THRUST CRANK	2	*					
14	6209-625-001-00	SEAL, OIL	1	*					
15	6209-749-001-10	PIN, TUBE	2	*					
16	6908-160-816-00	PIN	2	*					
17	6908-160-510-00	PIN	2	*					
18	6904-110-840-00	STUD/M8X40	1	*					
19	6904-110-818-00	STUD	1	*					
20	6894-453-344-00	DOWEL	2	*					
21	6909-902-299-00	NIPPLE	1	*					
22	6213-721-001-00	PIPE, WATER DRAIN	1	*					
23	6211-291-001-10	COVER, INJ PUMP	1	*					
24	6211-292-001-20	GASKET/COVER	1	*					
25	6901-910-612-00	BOLT, SEMS/M6X12	4	*					

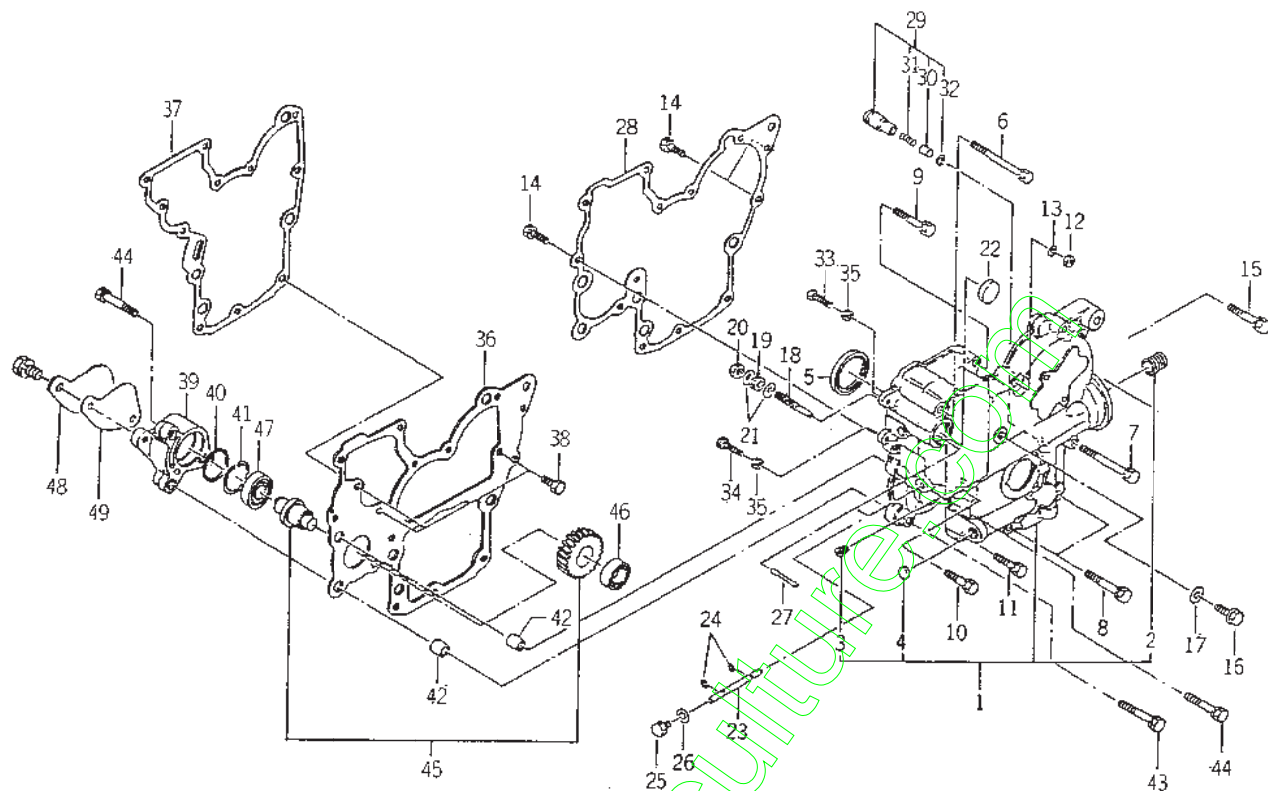
FIG. 9 TIMING GEAR CASE



6063-248E

KEY	PART CODE	DESCRIPTION	QTY	TYPE OF MODEL		I T C	C O L	G R P	REMARKS
				E374 -6					
1	6211 - 310 - 006 - 20	GEARCASE ASSY	1	*					
2	6213 - 319 - 001 - 00	CONNECTOR,OIL FILTER	1	*					
3	6509 - 605 - 019 - 10	PLUG	3	*					
4	6209 - 610 - 002 - 10	CUP/SEALING/16	1	*					
5	6209 - 625 - 002 - 00	SEAL,OIL	1	*					
6	6209 - 030 - 005 - 00	BOLT/M8X85	1	*					
7	6209 - 030 - 006 - 00	BOLT/M8X75	1	*					
8	6509 - 000 - 084 - 00	BOLT/L=55	2	*					
9	6509 - 030 - 037 - 00	BOLT	2	*					
10	6901 - 910 - 840 - 00	BOLT	1	*					
11	6901 - 910 - 835 - 00	BOLT,SEMS/M8X35	1	*					
12	6909 - 110 - 508 - 00	NUT/M8	1	*					
13	6909 - 150 - 508 - 00	WASHER	1	*					
14	V211 - 560 - 802 - 00	BOLT/M8X20	3	*					
15	6901 - 910 - 845 - 00	BOLT,SEMS/M8X45	1	*					
16	6209 - 046 - 001 - 00	BOLT/M8X30	1	*					
17	6909 - 920 - 843 - 00	PACKING	1	*					
18	6215 - 546 - 001 - 00	STOPPER,FULL - LOAD	1	*					
19	6209 - 409 - 001 - 00	NUT/M8	1	*					
20	V341 - 120 - 008 - 00	NUT,CAP/M 8	1	*					
21	6909 - 920 - 843 - 00	PACKING	2	*					
22	3625 - 540 - 004 - 00	CAP,BLANK/30	1	*					
23	6215 - 542 - 001 - 10	PIN/ARM	1	*					
24	V710 - 140 - 004 - 00	RING,SNAP/ 4 E	2	*					
25	6909 - 202 - 308 - 00	PLUG	1	*					

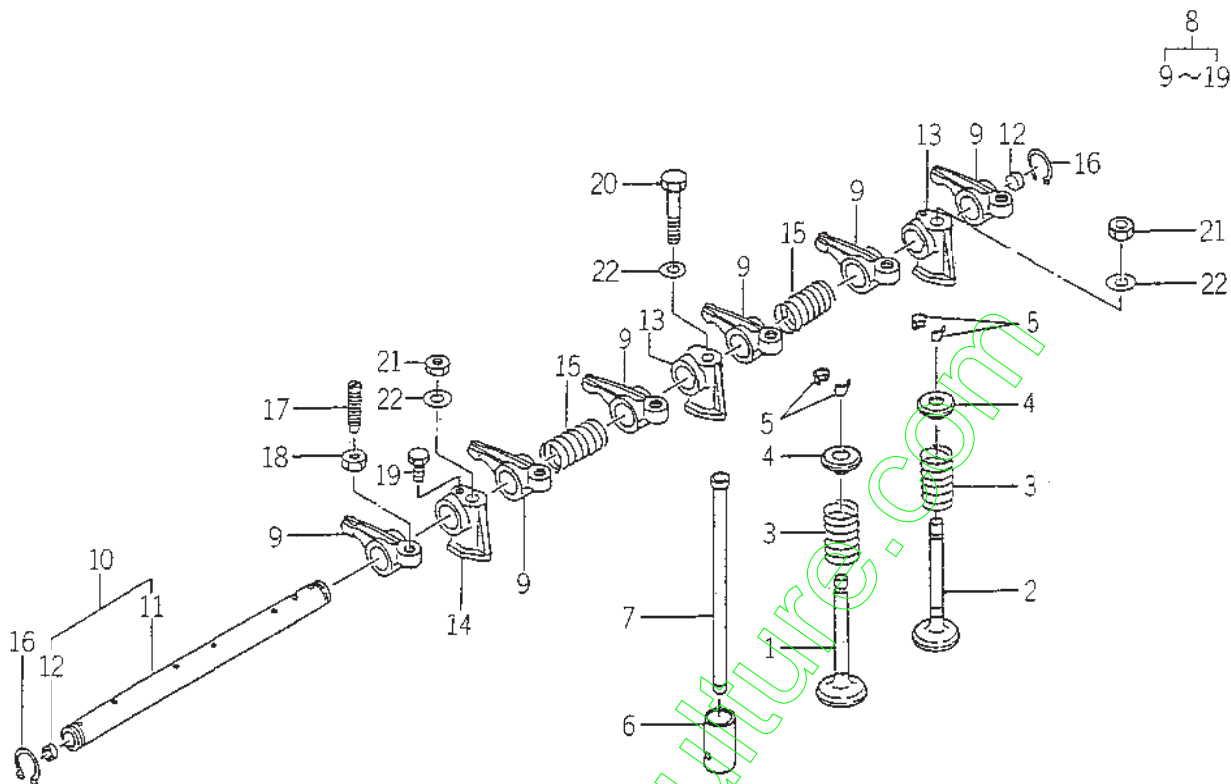
FIG. 9 TIMING GEAR CASE



60C3-246E

KEY	PART CODE	DESCRIPTION	QTY	TYPE OF MODEL		I T C	C O L	G R P	REMARKS
				E374 -6					
26	6909 - 920 - 843 - 00	PACKING	1	*					
27	6209 - 740 - 001 - 00	PIN,GROOVE	1	*					
28	6211 - 312 - 001 - 20	GASKET/GEARCASE	1	*					
29	6213 - 160 - 002 - 00	VALVE/RELIEF ASSY	1	*					
30	6213 - 161 - 001 - 00	PISTON RELIEF VALVE	1	*					
31	6213 - 164 - 001 - 00	SPRING/RELIEF VALVE	1	*					
32	V705 - 140 - 012 - 00	RING,SNAP/12 C	1	*					
33	6209 - 050 - 001 - 00	BOLT/M6	1	*					
34	6209 - 050 - 002 - 00	BOLT/M6	1	*					
35	6909 - 110 - 406 - 00	NUT	2	*					
36	6211 - 311 - 004 - 20	PLATE,FRONT	1	*					
37	6211 - 312 - 002 - 20	GASKET/PLATE	1	*					
38	6902 - 050 - 816 - 00	BOLT	3	*					
39	6211 - 319 - 002 - 00	SPACER,HYD,REAR	1	*					
40	V723 - 102 - 004 - 20	O - RING	1	*					
41	V705 - 140 - 040 - 00	RING,SNAP/40 C	1	*					
42	6209 - 749 - 001 - 10	PIN,TUBE	2	*					
43	6509 - 000 - 084 - 00	BOLT/L = 55	1	*					
44	6901 - 910 - 845 - 00	BOLT,SEMS/M8X45	2	*					
45	6212 - 530 - 004 - 00	SHAFT,HYD. ASSY	1	*					
46	V600 - 110 - 600 - 20	BEARING,RB/6002	1	*					
47	V600 - 110 - 620 - 30	BEARING,RB/6203	1	*					
48	6211 - 321 - 001 - 10	COVER	1	*					
49	6211 - 322 - 003 - 00	GASKET/COVER	1	*					

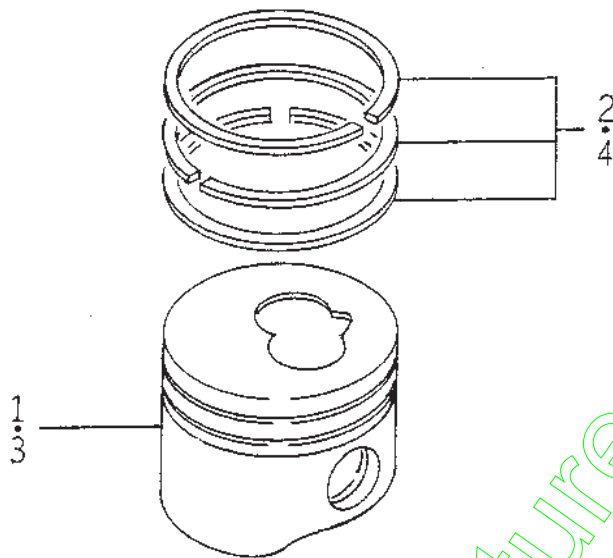
FIG. 11 VALVE



6005-301

KEY	PART CODE	DESCRIPTION	QTY	TYPE OF MODEL		I T C	C O L	G R P	REMARKS
				E374 -G					
1	6212 - 551 - 001 - 00	VALVE,INTAKE	3	*					
2	6212 - 552 - 001 - 00	VALVE,EXHAUST	3	*					
3	6212 - 561 - 001 - 00	SPRING,VALVE	6	*					
4	6212 - 563 - 001 - 00	SEAT,VALVE/ SPRING	6	*					
5	6212 - 565 - 001 - 00	CUTTER,VALVE	12	*					
6	6212 - 571 - 001 - 10	TAPPET	6	*					
7	6212 - 575 - 001 - 00	ROD,PUSH	6	*					
8	6212 - 600 - 002 - 00	SHAFT,ROCKER ASSY	1	*					
9	6212 - 611 - 004 - 10	ROCKERARM	6	*					
10	6212 - 620 - 001 - 10	SHAFT,ROCKER ARM ASSY	1	*					
11	6212 - 621 - 002 - 10	SHAFT/ROCKERARM	1	*					
12	6212 - 626 - 002 - 10	PLUG	2	*					
13	6212 - 628 - 004 - 00	BRACKET ROCKER SHAFT	2	*					
14	6212 - 628 - 005 - 00	BRACKET,ROCKER SHAFT	1	*					
15	6209 - 940 - 004 - 00	SPRING	2	*					
16	V704 - 140 - 016 - 00	RING,SNAP/16 C	2	*					
17	6212 - 616 - 002 - 00	SCREW ADJUST	6	*					
18	6209 - 409 - 003 - 00	NUT	6	*					
19	6209 - 000 - 002 - 00	BOLT	1	*					
20	6901 - 050 - 850 - 00	BOLT/M8X45	1	*					
21	6909 - 110 - 508 - 00	NUT/M8	2	*					
22	6909 - 164 - 508 - 00	WASHER,PL/M8	3	*					

FIG. 14 PISTON/OVER SIZE (OPTION)

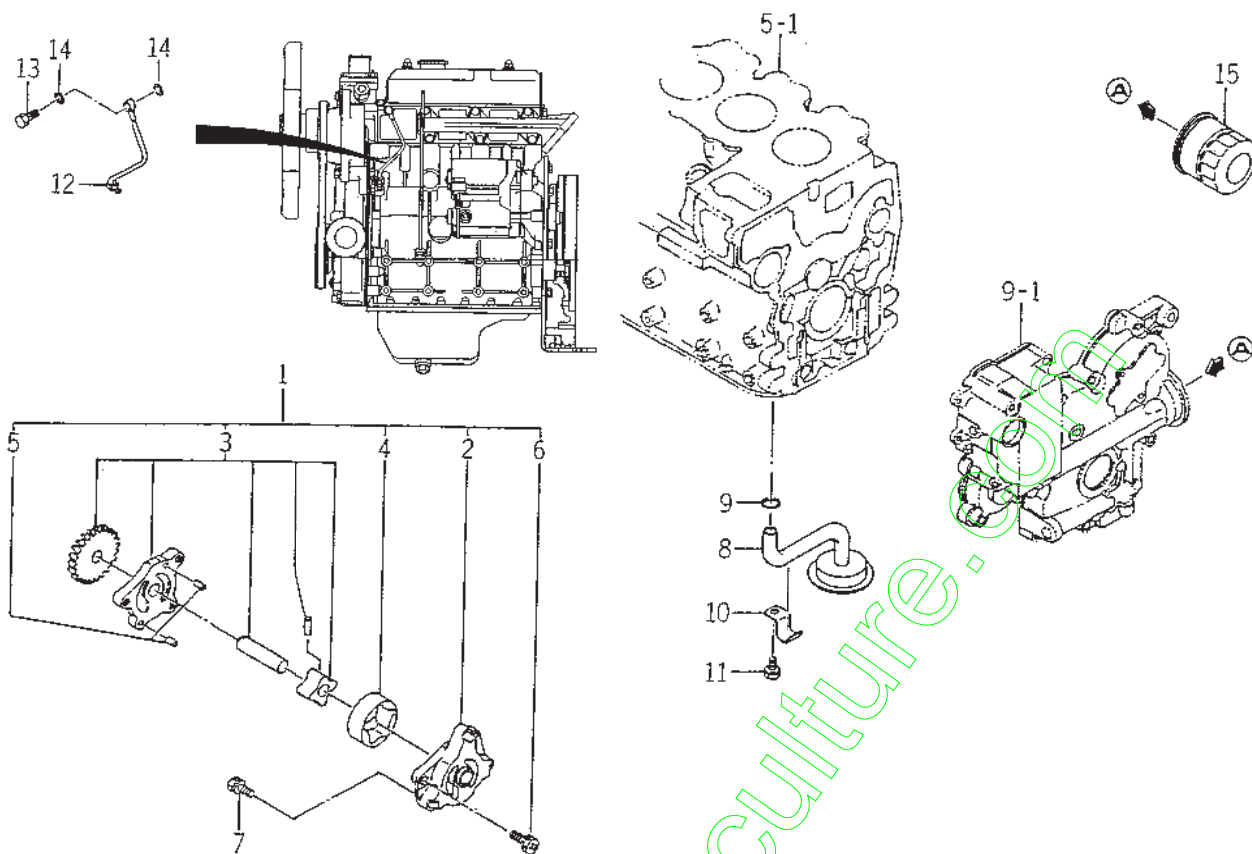


EC03-545A

KEY	PART CODE	DESCRIPTION	QTY	TYPE OF MODEL		I T C	C O L	G R P	REMARKS
				E374 -G					
1	6212 - 114 - 010 - 10	PISTON/OV	3	T					
2	6212 - 124 - 005 - 00	RING,SET	3	T					
3	6212 - 116 - 010 - 10	PISTON/OV	3	T					
4	6212 - 126 - 005 - 00	RING,SET	3	T					

www.emc-motoculture.com

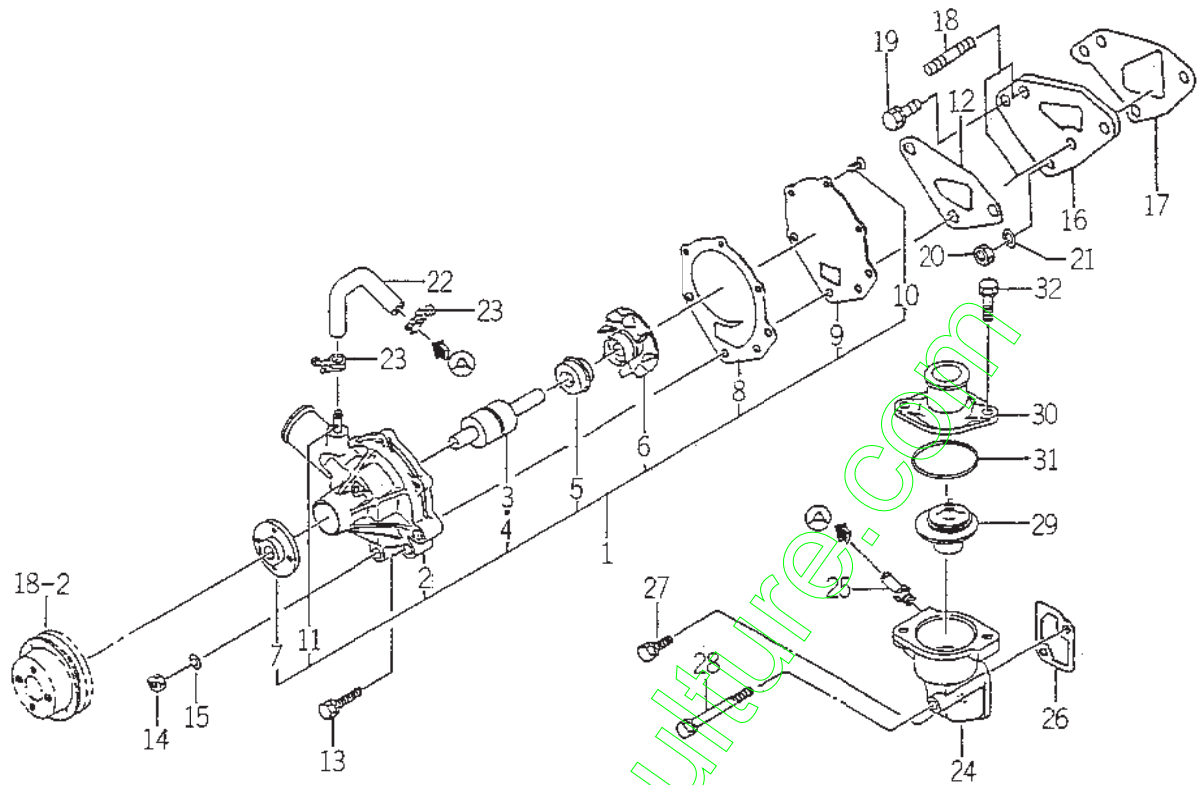
FIG. 16 OIL PUMP



6003-461

KEY	PART CODE	DESCRIPTION	QTY	TYPE OF MODEL		I T C	C O L	G R P	REMARKS
				E374 -6					
1	6213 - 100 - 003 - 20	PUMP,OIL ASSY	1	*					
2	6213 - 111 - 001 - 20	BODY/OILPUMP	1	*					
3	6213 - 120 - 003 - 00	GEAR/OILPUMP ASSY	1	*					
4	6213 - 125 - 001 - 00	ROTOR/OUTER	1	*					
5	6908 - 160 - 408 - 00	PIN/STRAIGHT	2	*					
6	6209 - 009 - 001 - 00	BOLT/WS	3	*					
7	6901 - 910 - 625 - 00	BOLT	3	*					
8	6213 - 140 - 002 - 00	STRAINER	1	*					
9	V720 - 102 - 401 - 50	O - RING/P15	1	*					
10	6213 - 149 - 001 - 00	CLAMP,STRAINER	1	*					
11	6901 - 910 - 816 - 00	BOLT,SEMS/M8X16	1	*					
12	6213 - 311 - 003 - 10	PIPE,OIL	1	*					
13	6909 - 906 - 105 - 10	BOLT,JOINT	1	*					
14	6909 - 920 - 843 - 00	PACKING	2	*					
15	6213 - 240 - 002 - 00	CARTRIDGE,OIL FILTER	1	*					

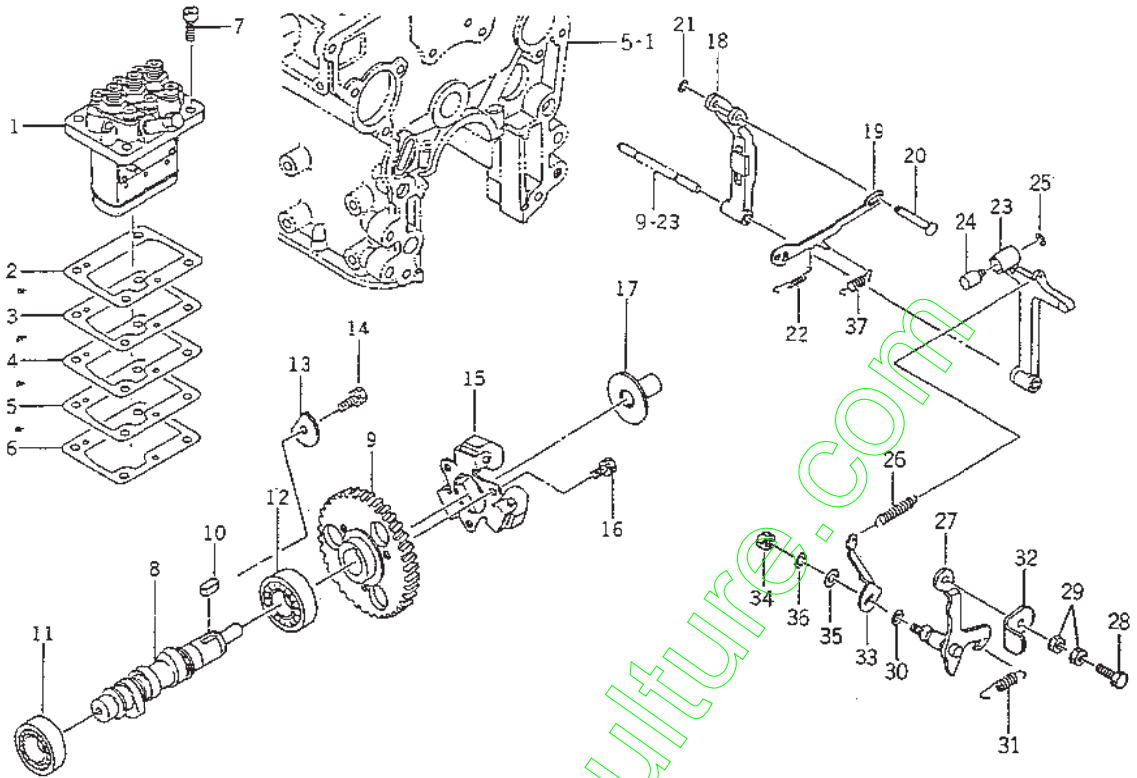
FIG. 17 WATER PUMP



6003-426B

KEY	PART CODE	DESCRIPTION	QTY	TYPE OF MODEL		I T C	C O L	G R P	REMARKS
				E374 -G					
1	6213 - 610 - 005 - 30	WATERPUMP ASSY	1	*					
2	6213 - 611 - 003 - 20	BODY/WATERPUMP	1	*					
3	6213 - 631 - 002 - 00	BEARING/WATER PUMP	1	*					
4	6213 - 631 - 005 - 00	BEARING/WATERPUMP	1	*					
5	6213 - 622 - 002 - 10	SEAL SET/WATER PUMP	1	*					
6	6213 - 621 - 003 - 00	ROTOR/WATERPUMP	1	*					
7	6213 - 642 - 002 - 00	SEAL/WATER PUMPPULLE	1	*					
8	6213 - 613 - 002 - 10	GASKET	1	*					
9	6213 - 612 - 004 - 00	PLATE/WATER PUMP	1	*					
10	6213 - 619 - 003 - 00	SCREW/WATER PUMP	3	*					
11	6213 - 619 - 002 - 00	PIPE/WATER PUMP	1	*					
12	6213 - 614 - 003 - 10	GASKET/WATER PUMP	1	*					
13	6901 - 910 - 845 - 00	BOLT,SEMS/M8X45	1	*					
14	6909 - 110 - 508 - 00	NUT/M8	2	*					
15	6909 - 150 - 508 - 00	WASHER	2	*					
16	6213 - 619 - 005 - 00	SPACER,WATER PUMP	1	*					
17	6213 - 614 - 006 - 10	GASKET/SPACER	1	*					
18	6209 - 300 - 002 - 00	STUD	2	*					
19	V211 - 560 - 802 - 00	BOLT/M8X20	1	*					
20	6909 - 110 - 508 - 00	NUT/M8	1	*					
21	6909 - 150 - 508 - 00	WASHER	1	*					
22	6213 - 729 - 001 - 00	HOSE,RUBBER	1	*					
23	J061 - 210 - 015 - 00	CLAMP/WIRE/10 - 15	2	*					
24	6213 - 716 - 001 - 40	HOUSING/THERMOSTAT	1	*					
25	6213 - 721 - 003 - 00	PIPE,PUMP HOUSING	1	*					

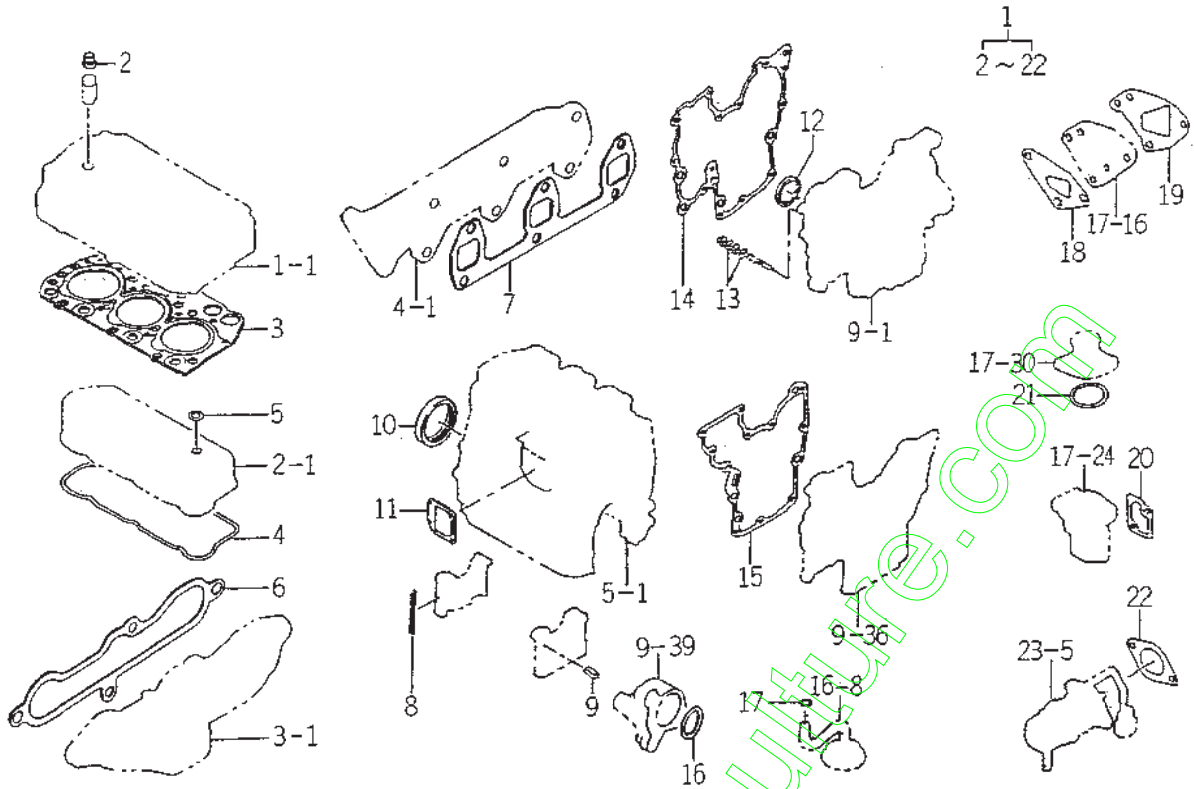
FIG. 20 INJECTION PUMP



6003-510R

KEY	PART CODE	DESCRIPTION	QTY	TYPE OF MODEL		I T C	C O L	G R P	REMARKS
				E374 -G					
1	6215 - 600 - 088 - 00	PUMP,INJECTION ASSY	1	*					FIG 026
2	6219 - 752 - 001 - 00	SHIM,INJECTION PUMP	1	*					
3	6219 - 752 - 002 - 00	SHIM,INJECTION PUMP	1	*					
4	6219 - 752 - 003 - 00	SHIM,INJECTION PUMP	1	*					
5	6219 - 752 - 004 - 00	SHIM,INJECTION PUMP	1	*					
6	6219 - 752 - 005 - 00	SHIM,INJECTION PUMP	1	*					
7	6209 - 056 - 001 - 00	BOLT/M6X18	4	*					
8	6215 - 621 - 006 - 10	SHAFT,CAM/INJ.PUMP	1	*					
9	6212 - 524 - 002 - 00	GEAR,INJ PUMP	1	*					
10	6908 - 000 - 716 - 00	KEY	1	*					
11	V600 - 110 - 620 - 30	BEARING,RB/6203	1	*					
12	V600 - 110 - 600 - 40	BEARING,RB/6004	1	*					
13	6212 - 535 - 002 - 00	PLATE,THRUST INJPUMP	1	*					
14	6901 - 910 - 612 - 00	BOLT,SEMS/M6X12	1	*					
15	6215 - 520 - 001 - 00	FLYWEIGHT	1	*					
16	6209 - 030 - 043 - 00	BOLT/M6X10	3	*					
17	6215 - 526 - 001 - 10	PIECE,THRUST	1	*					
18	6215 - 541 - 001 - 00	ARM,FLOATING	1	*					
19	6215 - 543 - 001 - 10	LINK,CONTROL	1	*					
20	6215 - 542 - 002 - 00	PIN,CONTROL LINK	1	*					
21	V710 - 140 - 004 - 00	RING,SNAP/ 4 E	1	*					
22	6215 - 549 - 003 - 00	SPRING,SETTING	1	*					
23	6215 - 541 - 002 - 10	ARM,TENSION	1	*					
24	6215 - 549 - 029 - 00	PIN,ADAPTER	1	*					
25	V710 - 140 - 004 - 00	RING,SNAP/ 4 E	1	*					

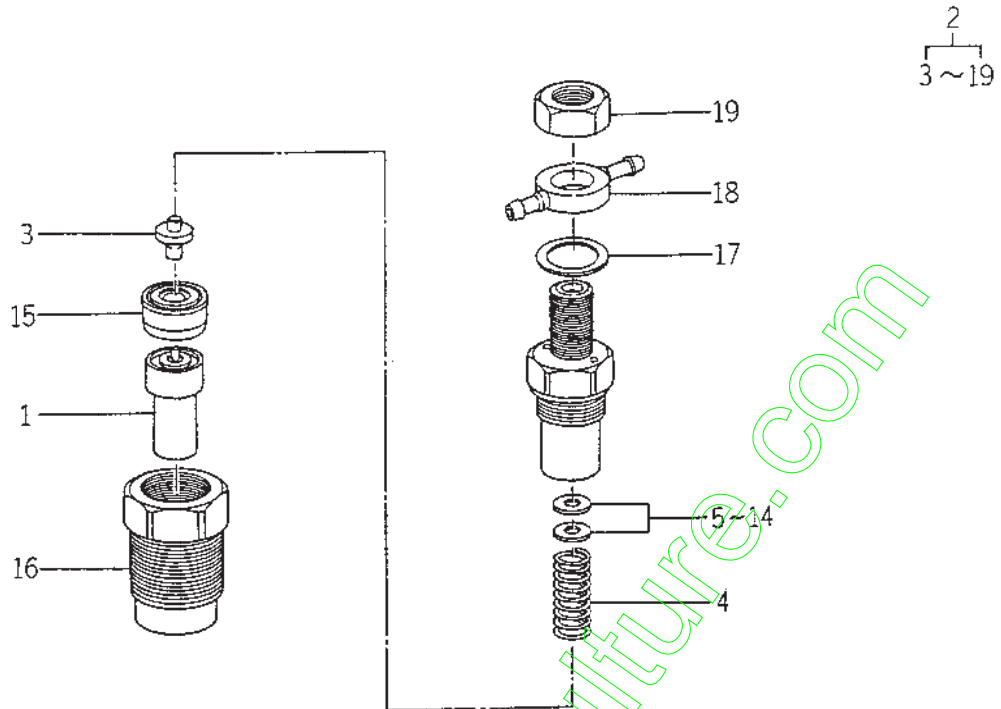
FIG. 24 REPAIR KIT



6003-199

KEY	PART CODE	DESCRIPTION	QTY	TYPE OF MODEL		I T C	C O L	G R P	REMARKS
				E374 -G					
1	6287 - 810 - 004 - 10	REPAIR/ENGINE SET	1	R					
2	6212 - 569 - 002 - 00	SEAL,OIL	6	R					
3	6211 - 141 - 007 - 30	GASKET/CYLINDERHEAD	1	R					
4	6211 - 173 - 003 - 00	SEAL,CYL.HEAD COVER	1	R					
5	6909 - 572 - 008 - 00	PACKING	2	R					
6	6214 - 115 - 001 - 20	GASKET,INLET MANIFOL	1	R					
7	6214 - 145 - 001 - 30	GASKET,EXH.MANIFOLD	1	R					
8	6211 - 258 - 001 - 00	SEAL,BEARING CAP	4	R					
9	6211 - 258 - 002 - 00	SEAL,BEARING CAP/7	2	R					
10	6209 - 625 - 001 - 00	SEAL,OIL	1	R					
11	6211 - 292 - 001 - 20	GASKET/COVER	1	R					
12	6209 - 625 - 002 - 00	SEAL,OIL	1	R					
13	6909 - 920 - 843 - 00	PACKING	4	R					
14	6211 - 312 - 001 - 20	GASKET/GEARCASE	1	R					
15	6211 - 312 - 002 - 20	GASKET/PLATE	1	R					
16	V723 - 102 - 004 - 20	O - RING	1	R					
17	V720 - 102 - 401 - 50	O - RING/P15	1	R					
18	6213 - 614 - 003 - 10	GASKET/WATER PUMP	1	R					
19	6213 - 614 - 006 - 10	GASKET/SPACER	1	R					
20	6213 - 743 - 002 - 10	GASKET/HOUSING	1	R					
21	V723 - 102 - 005 - 50	O - RING	1	R					
22	6209 - 630 - 002 - 10	GASKET	1	R					

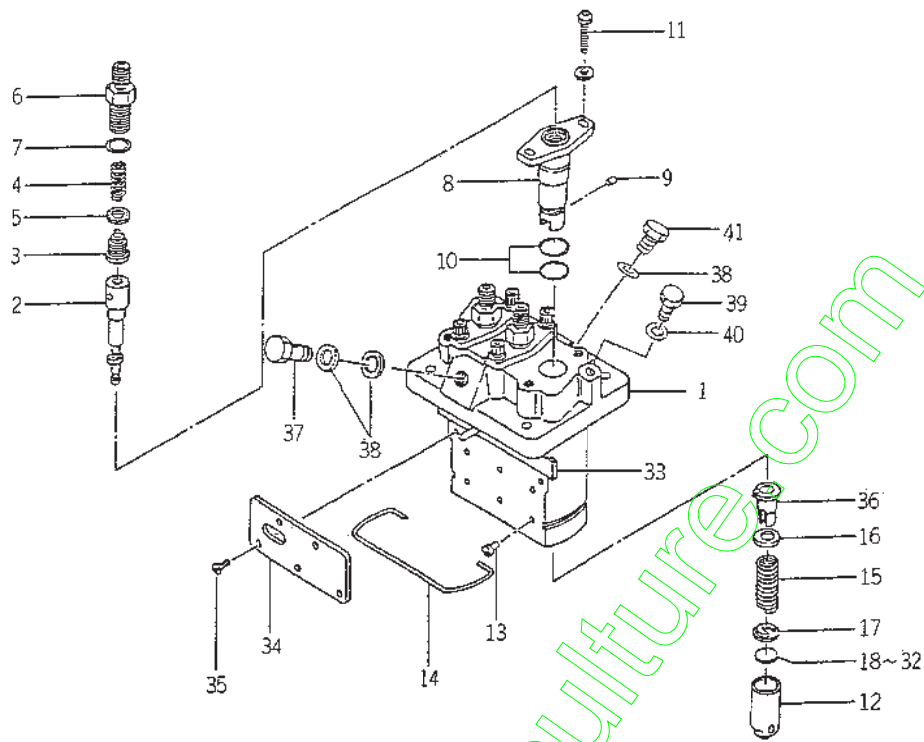
FIG. 25 6215 - 300 - 005 - 00



6003-5010

KEY	PART CODE	DESCRIPTION	QTY	TYPE OF MODEL		I T C	C O L	G R P	REMARKS
				E374 -G					
1	6215 - 311 - 005 - 00	NOZZLE	3	*					
2	6215 - 330 - 007 - 00	HOLDER,NOZZLE ASSY	3	*					
3	6215 - 342 - 002 - 00	SEAT,SPRING	3	*					
4	6215 - 343 - 002 - 00	SPRING,NOZZLE	3	*					
5	6215 - 345 - 044 - 00	SHIM/T = 0.1	3	*					
6	6215 - 345 - 045 - 00	SHIM/T = 0.2	3	*					
7	6215 - 345 - 046 - 00	SHIM/T = 0.3	3	*					
8	6215 - 345 - 047 - 00	SHIM/T = 0.4	3	*					
9	6215 - 345 - 048 - 00	SHIM/T = 0.5	3	*					
10	6215 - 345 - 049 - 00	SHIM/T = 0.52	3	*					
11	6215 - 345 - 050 - 00	SHIM/T = 0.54	3	*					
12	6215 - 345 - 051 - 00	SHIM/T = 0.56	3	*					
13	6215 - 345 - 052 - 00	SHIM/T = 0.58	3	*					
14	6215 - 345 - 053 - 00	SHIM/T = 0.8	3	*					
15	6215 - 339 - 002 - 00	SPACER	3	*					
16	6215 - 332 - 002 - 00	NUT,RETAINING	3	*					
17	6215 - 359 - 003 - 00	GASKET	3	*					
18	6215 - 355 - 003 - 00	EYE	3	*					
19	6215 - 359 - 004 - 00	NUT	3	*					

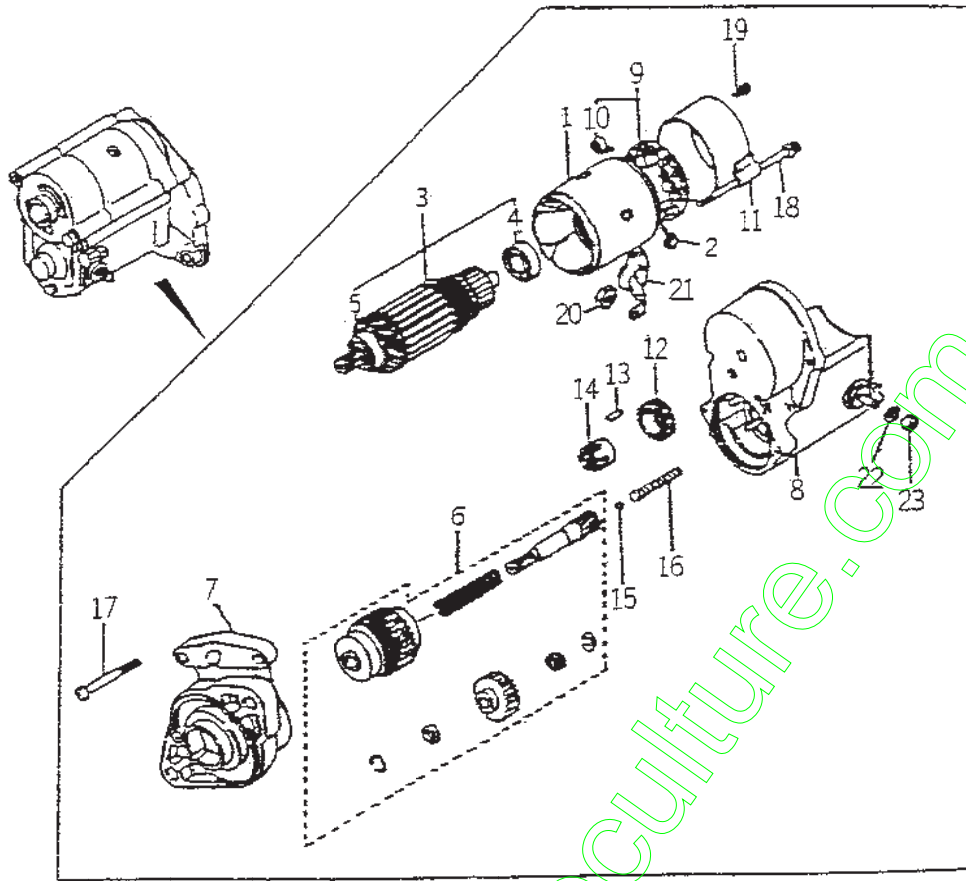
FIG. 26 6215 - 600 - 088 - 00



3003-210F

KEY	PART CODE	DESCRIPTION	QTY	TYPE OF MODEL		I T C	C O L	G R P	REMARKS
				E374 -G					
1	6215 - 611 - 002 - 00	HOUSING,PUMP	1	*					
2	6215 - 631 - 004 - 00	PLUNGER ASSY	3	*					
3	6215 - 641 - 002 - 00	VALVE,DELIVERY	3	*					
4	6215 - 643 - 003 - 00	SPRING,DELIVERYVALVE	3	*					
5	6215 - 649 - 003 - 00	GASKET	3	*					
6	6215 - 644 - 003 - 00	HOLDER,DELIVERYVALVE	3	*					
7	6215 - 649 - 004 - 00	O - RING	3	*					
8	6215 - 635 - 002 - 00	SLEEVE,FRANGE	3	*					
9	6215 - 649 - 005 - 00	PIN	3	*					
10	6215 - 649 - 006 - 00	O - RING	6	*					
11	6215 - 649 - 007 - 00	SCREW	6	*					
12	6215 - 622 - 002 - 00	TAPPET	3	*					
13	6215 - 629 - 017 - 00	PIN	3	*					
14	6215 - 629 - 018 - 00	RING,SNAP	1	*					
15	6215 - 634 - 002 - 00	SPRING,PLUNGER	3	*					
16	6215 - 639 - 006 - 00	SEAT,SPRING	3	*					
17	6215 - 639 - 007 - 00	SEAT,SPRING	3	*					
18	6215 - 629 - 020 - 00	PLATE/T = 1.80	1	*					
19	6215 - 629 - 021 - 00	PLATE/T = 1.85	1	*					
20	6215 - 629 - 022 - 00	PLATE/T = 1.90	1	*					
21	6215 - 629 - 023 - 00	PLATE/T = 1.95	1	*					
22	6215 - 629 - 024 - 00	PLATE/T = 2.00	1	*					
23	6215 - 629 - 025 - 00	PLATE/T = 2.05	1	*					
24	6215 - 629 - 026 - 00	PLATE/T = 2.10	1	*					
25	6215 - 629 - 027 - 00	PLATE/T = 2.15	1	*					

FIG. 27 6281 - 100 - 003 - 00



6063-001

KEY	PART CODE	DESCRIPTION	QTY	TYPE OF MODEL		I T C	C O L	G R P	REMARKS
				E374 -G					
1	6281 - 111 - 002 - 00	YOKE/STARTER	1	*					
2	6281 - 116 - 002 - 00	STARTER KIT	2	*					
3	6281 - 121 - 003 - 00	ARMATURE	1	*					
4	6281 - 129 - 010 - 00	BEARING,BALL	1	*					
5	6281 - 129 - 011 - 00	BEARING,BALL	1	*					
6	6281 - 124 - 001 - 00	STARTER KIT	1	*					
7	6281 - 129 - 007 - 00	HOUSING/STARTER ASSY	1	*					
8	6281 - 151 - 004 - 00	SWITCH/STARTER ASSY	1	*					
9	6281 - 118 - 001 - 00	HOLDER ASSY	1	*					
10	6581 - 117 - 007 - 00	SPRING,BRUSH	4	*					
11	6281 - 115 - 004 - 00	FRAME/STARTER END	1	*					
12	6581 - 123 - 011 - 00	PINION,STARTER	1	*					
13	6581 - 129 - 099 - 00	ROTOR	5	*					
14	6581 - 129 - 100 - 00	RETAINER	1	*					
15	6581 - 129 - 092 - 00	BALL	1	*					
16	6581 - 129 - 096 - 00	SPRING	1	*					
17	6281 - 129 - 006 - 00	SCREW	2	*					
18	6281 - 129 - 008 - 00	BOLT/WS	2	*					
19	6281 - 129 - 009 - 00	SCREW/WS	2	*					
20	6909 - 111 - 508 - 00	NUT	1	*					
21	6281 - 129 - 019 - 00	CAP/RABBER	4	*					
22	6909 - 150 - 508 - 00	WASHER	1	*					
23	6909 - 110 - 408 - 00	NUT/M8	1	*					

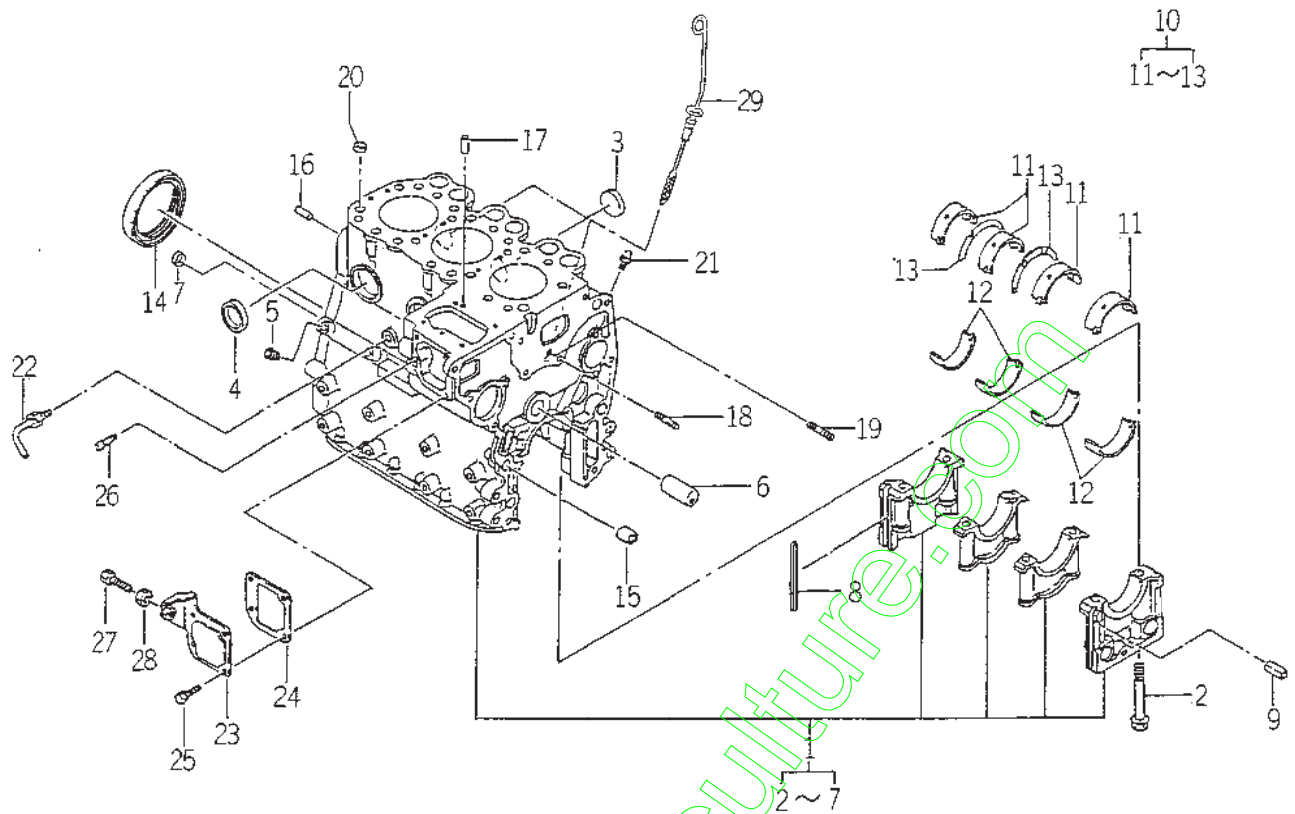
ENGINE

E374 – G01...SG173H – S

www.emc-motoculture.com

ENGINE

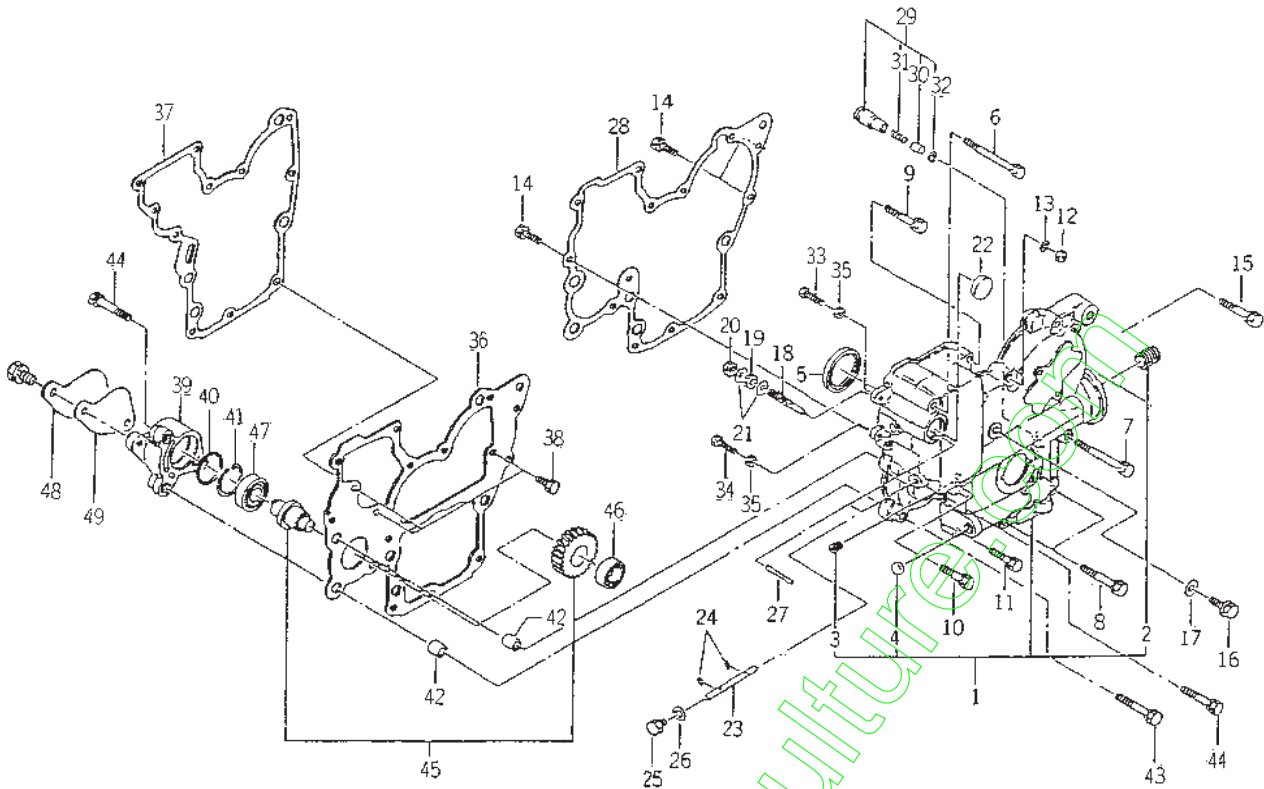
FIG. 5 CYLINDER BLOCK



E603-2017

KEY	PART CODE	DESCRIPTION	QTY	TYPE OF MODEL		I T C	C O L	G R P	REMARKS
				E374 -601					
1	6211 - 210 - 014 - 20	CYLINDERBLOCK ASSY	1	*					
2	6209 - 000 - 004 - 00	BOLT	8	*					
3	6209 - 610 - 001 - 00	CAP,SEALING	2	*					
4	6911 - 219 - 195 - 00	CAP,SEALING	4	*					
5	6509 - 605 - 019 - 10	PLUG	3	*					
6	6212 - 531 - 005 - 10	PIN, IDLEGEAR	1	*					
7	6911 - 129 - 083 - 00	CAP,SEALING	1	*					
8	6211 - 258 - 001 - 00	SEAL, BEARING CAP	4	*					
9	6211 - 258 - 002 - 00	SEAL, BEARING CAP/7	2	*					
10	6211 - 510 - 001 - 00	METAL, CRANK SET	1	*					
11	6211 - 511 - 003 - 00	BEARING/CRANK/UPPER	4	*					
12	6211 - 511 - 004 - 00	BEARING/CRANK/LOWER	4	*					
13	6211 - 599 - 001 - 10	BEARING, THRUST CRANK	2	*					
14	6209 - 625 - 001 - 00	SEAL, OIL	1	*					
15	6209 - 749 - 001 - 10	PIN, TUBE	2	*					
16	6908 - 160 - 816 - 00	PIN	2	*					
17	6908 - 160 - 510 - 00	PIN	2	*					
18	6904 - 110 - 840 - 00	STUD/M8X40	1	*					
19	6904 - 110 - 818 - 00	STUD	1	*					
20	6894 - 453 - 344 - 00	DOWEL	2	*					
21	6909 - 902 - 299 - 00	NIPPLE	1	*					
22	6213 - 721 - 001 - 00	PIPE, WATER DRAIN	1	*					
23	6211 - 291 - 001 - 10	COVER, INJ PUMP	1	*					
24	6211 - 292 - 001 - 20	GASKET/COVER	1	*					
25	6901 - 910 - 612 - 00	BOLT, SEMS/M6X12	4	*					

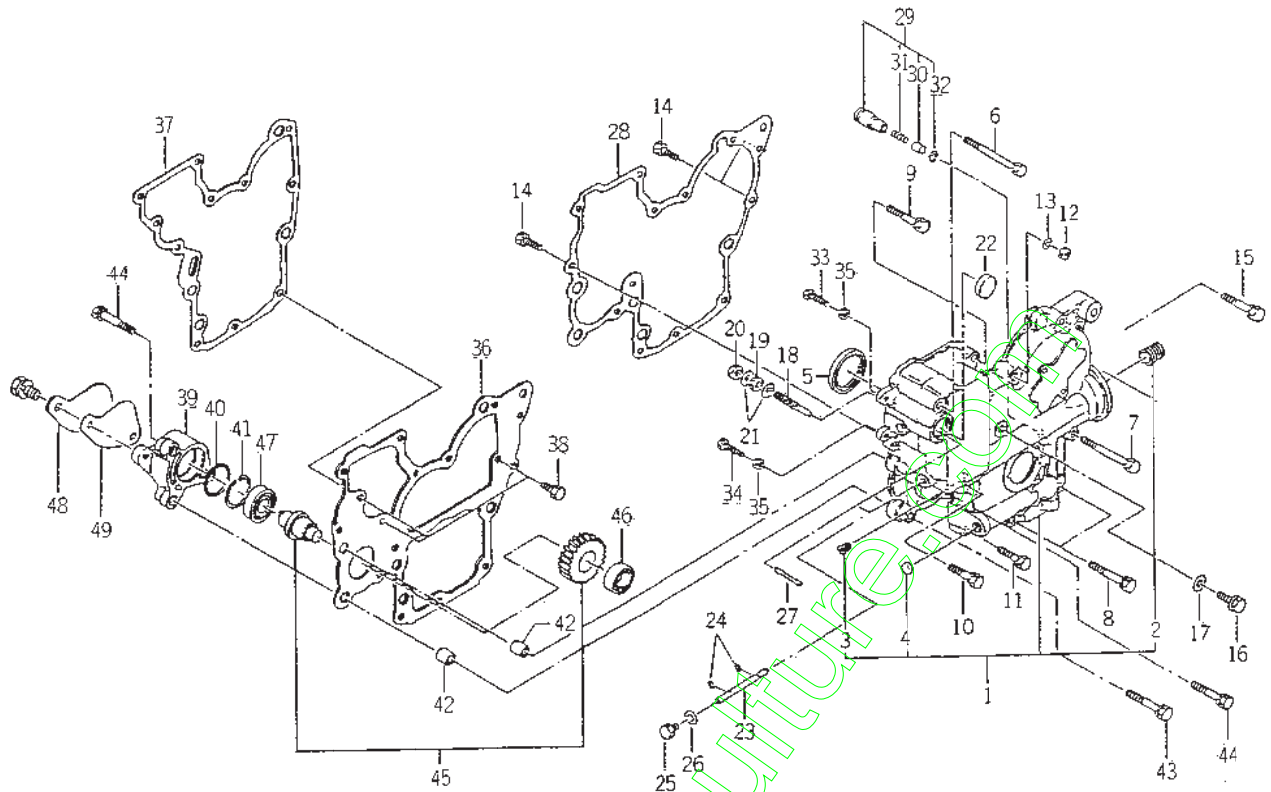
FIG. 9 TIMING GEAR CASE



ECCS-240E

KEY	PART CODE	DESCRIPTION	QTY	TYPE OF MODEL		I T C	C O L	G R P	REMARKS
				E374 -601					
1	6211 - 310 - 006 - 20	GEARCASE ASSY	1	*					
2	6213 - 319 - 001 - 00	CONNECTOR,OIL FILTER	1	*					
3	6509 - 605 - 019 - 10	PLUG	3	*					
4	6209 - 610 - 002 - 10	CUP/SEALING/16	1	*					
5	6209 - 625 - 002 - 00	SEAL,OIL	1	*					
6	6209 - 030 - 005 - 00	BOLT/M8X85	1	*					
7	6209 - 030 - 006 - 00	BOLT/M8X75	1	*					
8	6509 - 000 - 084 - 00	BOLT/L = 55	2	*					
9	6509 - 030 - 037 - 00	BOLT	2	*					
10	6901 - 910 - 840 - 00	BOLT	1	*					
11	6901 - 910 - 835 - 00	BOLT,SEMS/M8X35	1	*					
12	6909 - 110 - 508 - 00	NUT/M8	1	*					
13	6909 - 150 - 508 - 00	WASHER	1	*					
14	V211 - 560 - 802 - 00	BOLT/M8X20	3	*					
15	6901 - 910 - 845 - 00	BOLT,SEMS/M8X45	1	*					
16	6209 - 046 - 001 - 00	BOLT/M8X30	1	*					
17	6909 - 920 - 843 - 00	PACKING	1	*					
18	6215 - 546 - 001 - 00	STOPPER,FULL - LOAD	1	*					
19	6209 - 409 - 001 - 00	NUT/M8	1	*					
20	V341 - 120 - 008 - 00	NUT,CAP/M 8	1	*					
21	6909 - 920 - 843 - 00	PACKING	2	*					
22	3625 - 540 - 004 - 00	CAP,BLANK/30	1	*					
23	6215 - 542 - 001 - 10	PIN/ARM	1	*					
24	V710 - 140 - 004 - 00	RING,SNAP/ 4 E	2	*					
25	6909 - 202 - 308 - 00	PLUG	1	*					

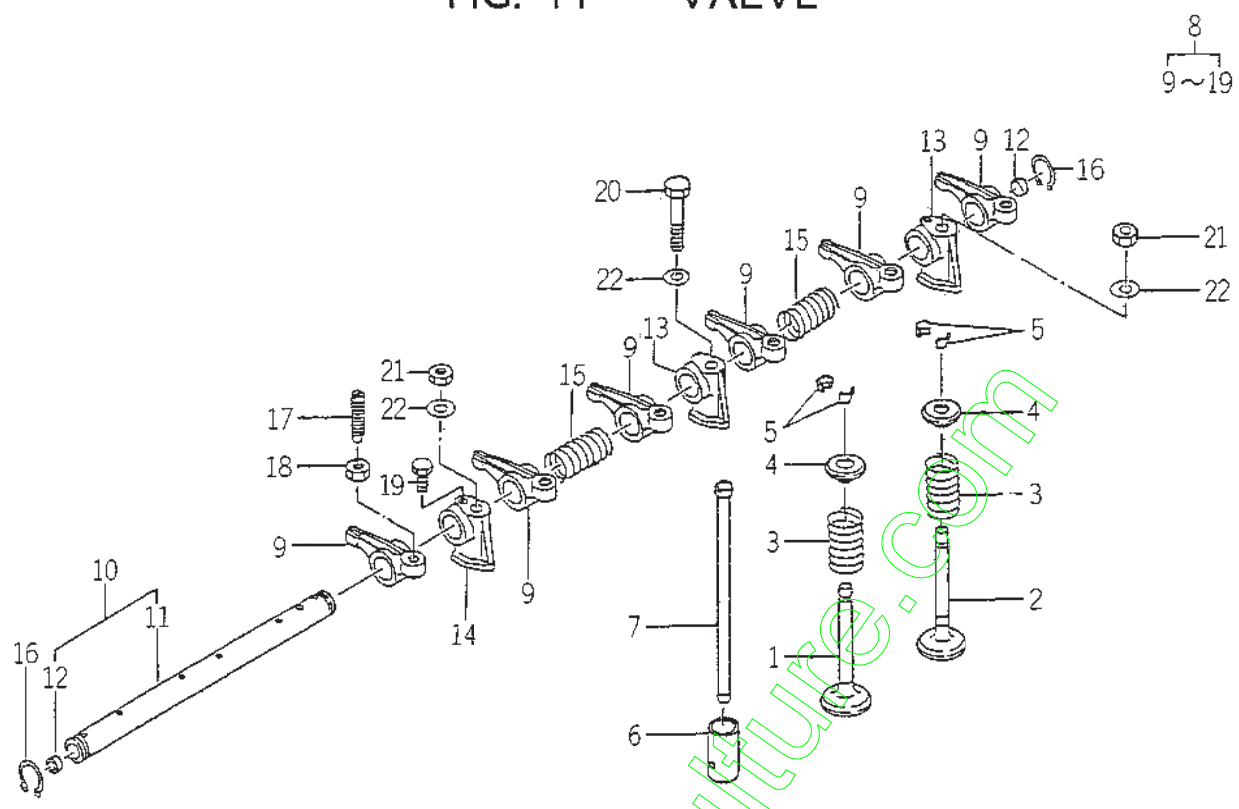
FIG. 9 TIMING GEAR CASE



6083-24DE

KEY	PART CODE	DESCRIPTION	QTY	TYPE OF MODEL		I T C	C O L	G R P	REMARKS
				E374 -GG1					
26	6909 - 920 - 843 - 00	PACKING	1	*					
27	6209 - 740 - 001 - 00	PIN,GROOVE	1	*					
28	6211 - 312 - 001 - 20	GASKET/GEARCASE	1	*					
29	6213 - 160 - 002 - 00	VALVE/RELIEF ASSY	1	*					
30	6213 - 161 - 001 - 00	PISTON/RELIEF VALVE	1	*					
31	6213 - 164 - 001 - 00	SPRING/RELIEF VALVE	1	*					
32	V705 - 140 - 012 - 00	RING,SNAP/12 C	1	*					
33	6209 - 050 - 001 - 00	BOLT/M6	1	*					
34	6209 - 050 - 002 - 00	BOLT/M6	1	*					
35	6909 - 110 - 406 - 00	NUT	2	*					
36	6211 - 311 - 004 - 20	PLATE,FRONT	1	*					
37	6211 - 312 - 002 - 20	GASKET/PLATE	1	*					
38	6902 - 050 - 810 - 00	BOLT	3	*					
39	6211 - 319 - 002 - 00	SPACER,HYD,REAR	1	*					
40	V723 - 102 - 004 - 20	O - RING	1	*					
41	V705 - 140 - 040 - 00	RING,SNAP/40 C	1	*					
42	6209 - 749 - 001 - 10	PIN,TUBE	2	*					
43	6509 - 000 - 084 - 00	BOLT/L = 55	1	*					
44	6901 - 910 - 845 - 00	BOLT,SEMS/M8X45	2	*					
45	6212 - 530 - 004 - 00	SHAFT,HYD. ASSY	1	*					
46	V600 - 110 - 600 - 20	BEARING,RB/6002	1	*					
47	V600 - 110 - 620 - 30	BEARING,RB/6203	1	*					
48	6211 - 321 - 001 - 10	COVER	1	*					
49	6211 - 322 - 003 - 00	GASKET/COVER	1	*					

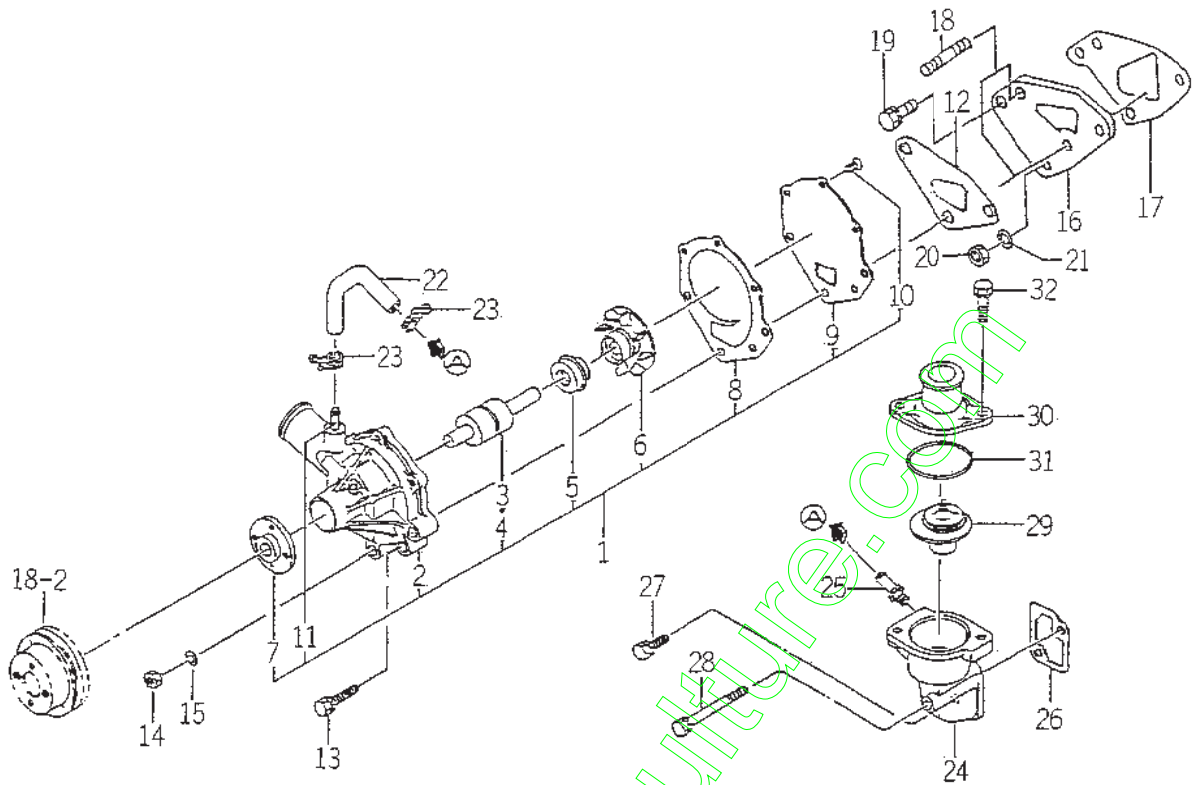
FIG. 11 VALVE



8003-101

KEY	PART CODE	DESCRIPTION	QTY	TYPE OF MODEL		I T C	C O L	G R P	REMARKS
				E374 -601					
1	6212 - 551 - 001 - 00	VALVE,INTAKE	3	*					
2	6212 - 552 - 001 - 00	VALVE,EXHAUST	3	*					
3	6212 - 561 - 001 - 00	SPRING,VALVE	6	*					
4	6212 - 563 - 001 - 00	SEAT,VALVE, SPRING	6	*					
5	6212 - 565 - 001 - 00	CUTTER,VALVE	12	*					
6	6212 - 571 - 001 - 10	TAPPET	6	*					
7	6212 - 575 - 001 - 00	ROD,PUSH	6	*					
8	6212 - 600 - 002 - 00	SHAFT,ROCKER ASSY	1	*					
9	6212 - 611 - 004 - 10	ROCKERARM	6	*					
10	6212 - 620 - 001 - 10	SHAFT,ROCKER ARM ASSY	1	*					
11	6212 - 621 - 002 - 10	SHAFT/ROCKERARM	1	*					
12	6212 - 626 - 002 - 10	PLUG	2	*					
13	6212 - 628 - 004 - 00	BRACKET ROCKER SHAFT	2	*					
14	6212 - 628 - 005 - 00	BRACKET,ROCKER SHAFT	1	*					
15	6209 - 940 - 004 - 00	SPRING	2	*					
16	V704 - 140 - 016 - 00	RING,SNAP/16 C	2	*					
17	6212 - 616 - 002 - 00	SCREW ADJUST	6	*					
18	6209 - 409 - 003 - 00	NUT	6	*					
19	6209 - 000 - 002 - 00	BOLT	1	*					
20	6901 - 050 - 850 - 00	BOLT/M8X45	1	*					
21	6909 - 110 - 508 - 00	NUT/M8	2	*					
22	6909 - 164 - 508 - 00	WASHER,PL/M8	3	*					

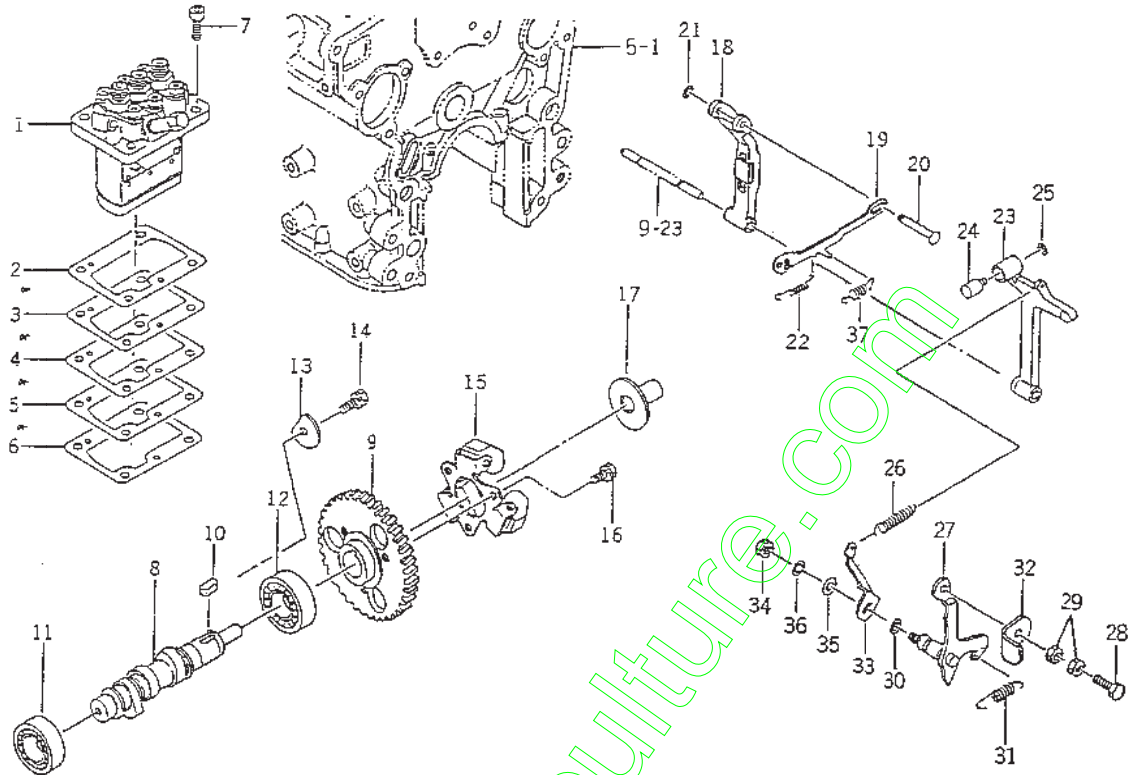
FIG. 17 WATER PUMP



6063-426B

KEY	PART CODE	DESCRIPTION	QTY	TYPE OF MODEL		I T C	C O L	G R P	REMARKS
				E374 -G01					
1	6213 - 610 - 005 - 30	WATERPUMP ASSY	1	*					
2	6213 - 611 - 003 - 20	BODY/WATERPUMP	1	*					
3	6213 - 631 - 002 - 00	BEARING/WATER PUMP	1	*					
4	6213 - 631 - 005 - 00	BEARING/WATERPUMP	1	*					
5	6213 - 622 - 002 - 10	SEAL SET/WATER PUMP	1	*					
6	6213 - 621 - 003 - 00	ROTOR/WATERPUMP	1	*					
7	6213 - 642 - 002 - 00	SEAL/WATER PUMPPULLE	1	*					
8	6213 - 613 - 002 - 10	GASKET	1	*					
9	6213 - 612 - 004 - 00	PLATE/WATER PUMP	1	*					
10	6213 - 619 - 003 - 00	SCREW/WATER PUMP	3	*					
11	6213 - 619 - 002 - 00	PIPE/WATER PUMP	1	*					
12	6213 - 614 - 003 - 10	GASKET/WATER PUMP	1	*					
13	6901 - 910 - 845 - 00	BOLT,SEMS/M8X45	1	*					
14	6909 - 110 - 508 - 00	NUT/M8	2	*					
15	6909 - 150 - 508 - 00	WASHER	2	*					
16	6213 - 619 - 005 - 00	SPACER,WATER PUMP	1	*					
17	6213 - 614 - 006 - 10	GASKET/SPACER	1	*					
18	6209 - 300 - 002 - 00	STUD	2	*					
19	V211 - 560 - 802 - 00	BOLT/M8X20	1	*					
20	6909 - 110 - 508 - 00	NUT/M8	1	*					
21	6909 - 150 - 508 - 00	WASHER	1	*					
22	6213 - 729 - 001 - 00	HOSE,RUBBER	1	*					
23	J061 - 210 - 015 - 00	CLAMP/WIRE/10 - 15	2	*					
24	6213 - 716 - 001 - 40	HOUSING/THERMOSTAT	1	*					
25	6213 - 721 - 003 - 00	PIPE,PUMP HOUSING	1	*					

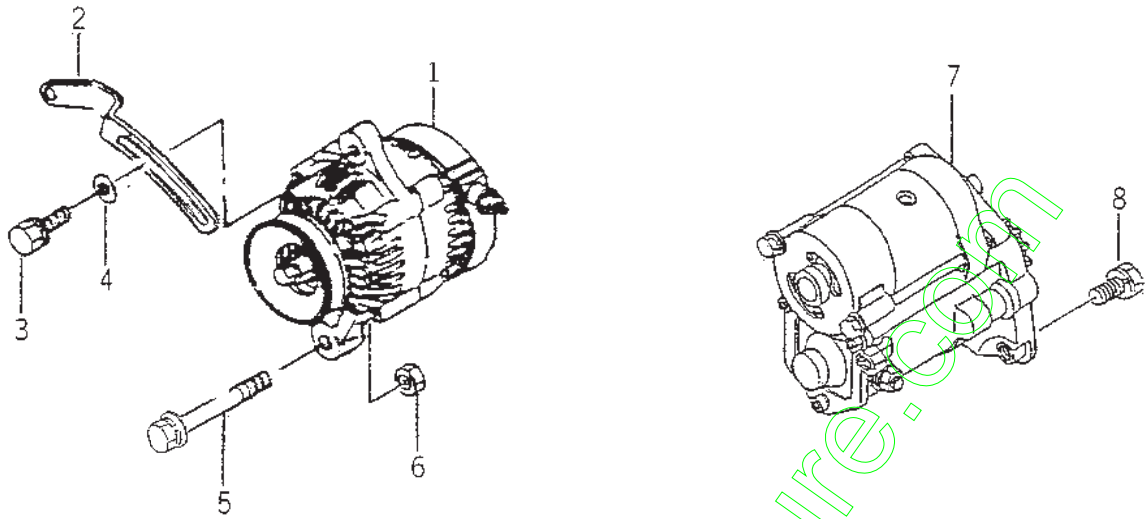
FIG. 20 INJECTION PUMP



6603-516H

KEY	PART CODE	DESCRIPTION	QTY	TYPE OF MODEL		I T C	C O L	G R P	REMARKS
				E374 -G01					
1	6215 - 600 - 088 - 00	PUMP,INJECTION ASSY	1	*					FIG 026
2	6219 - 752 - 001 - 00	SHIM,INJECTION PUMP	1	*					
3	6219 - 752 - 002 - 00	SHIM,INJECTION PUMP	1	*					
4	6219 - 752 - 003 - 00	SHIM,INJECTION PUMP	1	*					
5	6219 - 752 - 004 - 00	SHIM,INJECTION PUMP	1	*					
6	6219 - 752 - 005 - 00	SHIM,INJECTION PUMP	1	*					
7	6209 - 056 - 001 - 00	BOLT/M6X18	4	*					
8	6215 - 621 - 006 - 10	SHAFT,CAM/INJ.PUMP	1	*					
9	6212 - 524 - 002 - 00	GEAR,INJ PUMP	1	*					
10	6908 - 000 - 716 - 00	KEY	1	*					
11	V600 - 110 - 620 - 30	BEARING,RB/6203	1	*					
12	V600 - 110 - 600 - 40	BEARING,RB/6004	1	*					
13	6212 - 535 - 002 - 00	PLATE,THRUST INJPUMP	1	*					
14	6901 - 910 - 612 - 00	BOLT,SEMS/M6X12	1	*					
15	6215 - 520 - 001 - 00	FLYWEIGHT	1	*					
16	6209 - 030 - 043 - 00	BOLT/M6X10	3	*					
17	6215 - 526 - 001 - 10	PIECE,THRUST	1	*					
18	6215 - 541 - 001 - 00	ARM,FLOATING	1	*					
19	6215 - 543 - 001 - 10	LINK,CONTROL	1	*					
20	6215 - 542 - 002 - 00	PIN,CONTROL LINK	1	*					
21	V710 - 140 - 004 - 00	RING,SNAP/ 4 E	1	*					
22	6215 - 549 - 003 - 00	SPRING,SETTING	1	*					
23	6215 - 541 - 002 - 10	ARM,TENSION	1	*					
24	6215 - 549 - 029 - 00	PIN,ADAPTER	1	*					
25	V710 - 140 - 004 - 00	RING,SNAP/ 4 E	1	*					

FIG. 22 ELECTRIC (1)

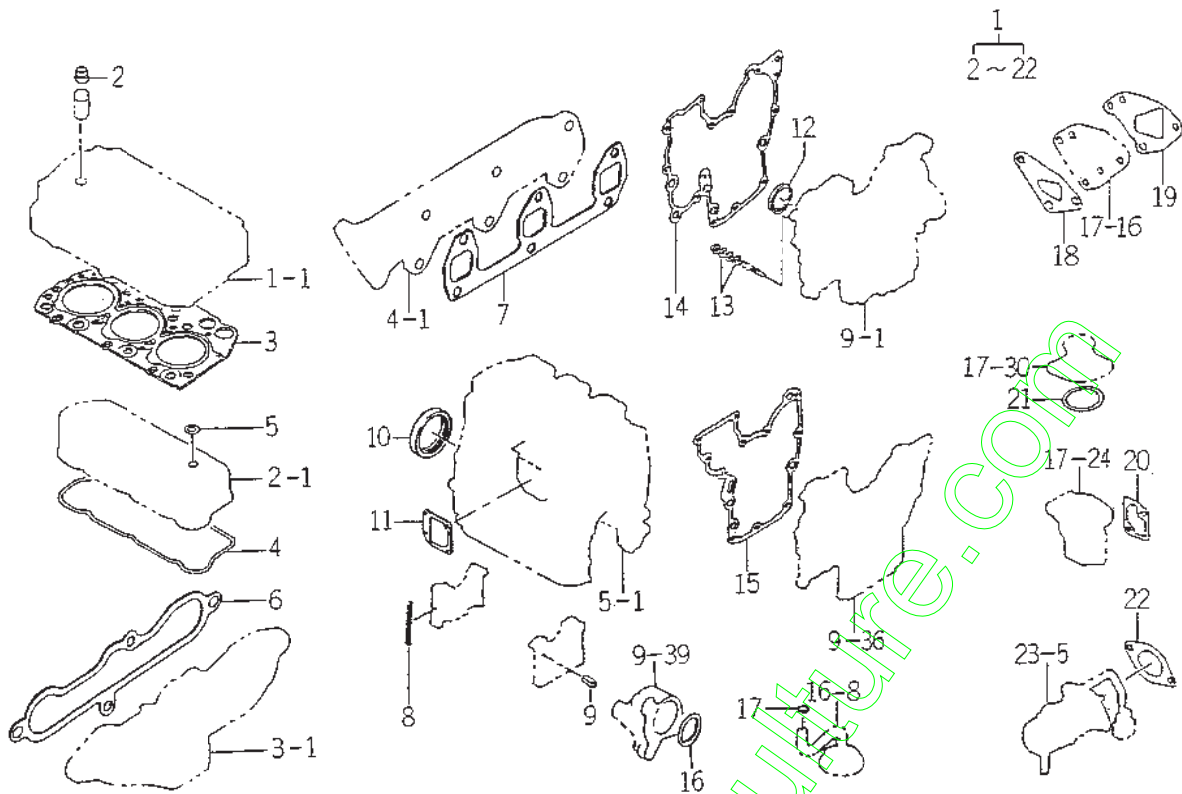


6605-601G

KEY	PART CODE	DESCRIPTION	QTY	TYPE OF MODEL		I T C	C O L	G R P	REMARKS
				E374 -G01					
1	6281 - 200 - 016 - 00	GENERATOR ASSY	1	*					FIG 028
2	6213 - 674 - 006 - 10	PLATE/ADJUST	1	*					
3	V211 - 560 - 802 - 00	BOLT/M8X20	1	*					
4	1373 - 121 - 001 - 00	WASHER/9X22X2	1	*					
5	6209 - 031 - 083 - 00	BOLT/WSP	1	*					
6	6909 - 110 - 410 - 00	NUT/M10	1	*					
7	6281 - 100 - 003 - 00	STARTER ASSY	1	*					FIG 027
8	6901 - 911 - 025 - 00	BOLT	2	*					

www.en-motoculture.com

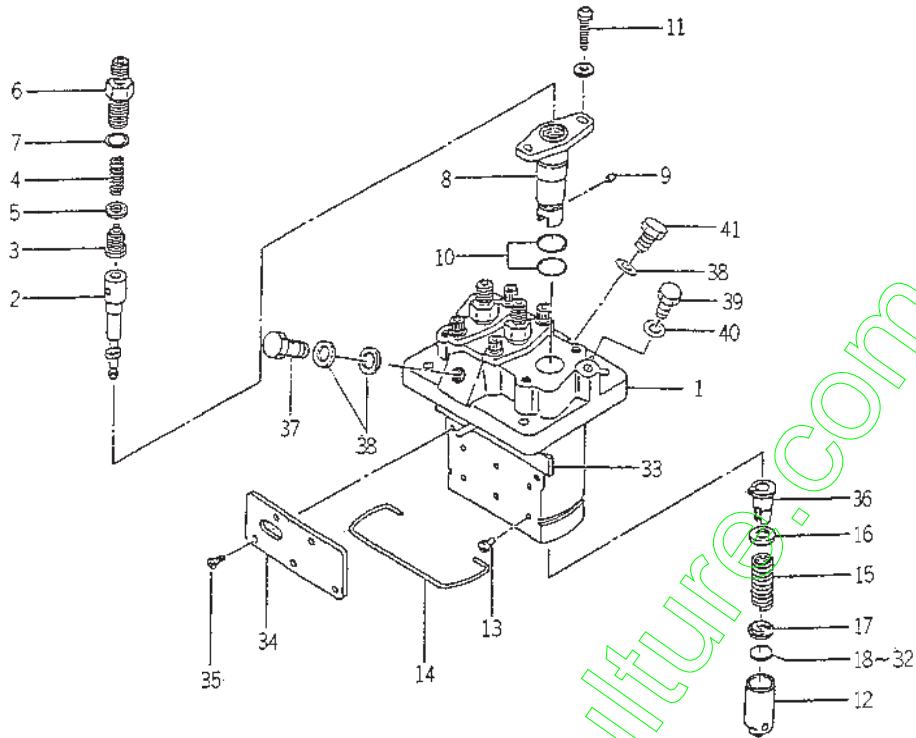
FIG. 24 REPAIR KIT



60C3-599

KEY	PART CODE	DESCRIPTION	QTY	TYPE OF MODEL		I T C	C O L	G R P	REMARKS
				E374 -601					
1	6287 - 810 - 004 - 10	REPAIR/ENGINE SET	1	R					
2	6212 - 569 - 002 - 00	SEAL,OIL	6	R					
3	6211 - 141 - 007 - 30	GASKET/CYLINDERHEAD	1	R					
4	6211 - 173 - 003 - 00	SEAL,CYL.HEAD COVER	1	R					
5	6909 - 572 - 008 - 00	PACKING	2	R					
6	6214 - 115 - 001 - 20	GASKET,INLET MANIFOL	1	R					
7	6214 - 145 - 001 - 30	GASKET,EXH.MANIFOLD	1	R					
8	6211 - 258 - 001 - 00	SEAL,BEARING CAP	4	R					
9	6211 - 258 - 002 - 00	SEAL,BEARING CAP/7	2	R					
10	6209 - 625 - 001 - 00	SEAL,OIL	1	R					
11	6211 - 292 - 001 - 20	GASKET/COVER	1	R					
12	6209 - 625 - 002 - 00	SEAL,OIL	1	R					
13	6909 - 920 - 843 - 00	PACKING	4	R					
14	6211 - 312 - 001 - 20	GASKET/GEARCASE	1	R					
15	6211 - 312 - 002 - 20	GASKET/PLATE	1	R					
16	V723 - 102 - 004 - 20	O - RING	1	R					
17	V720 - 102 - 401 - 50	O - RING/P15	1	R					
18	6213 - 614 - 003 - 10	GASKET/WATER PUMP	1	R					
19	6213 - 614 - 006 - 10	GASKET/SPACER	1	R					
20	6213 - 743 - 002 - 10	GASKET/HOUSING	1	R					
21	V723 - 102 - 005 - 50	O - RING	1	R					
22	6209 - 630 - 002 - 10	GASKET	1	R					

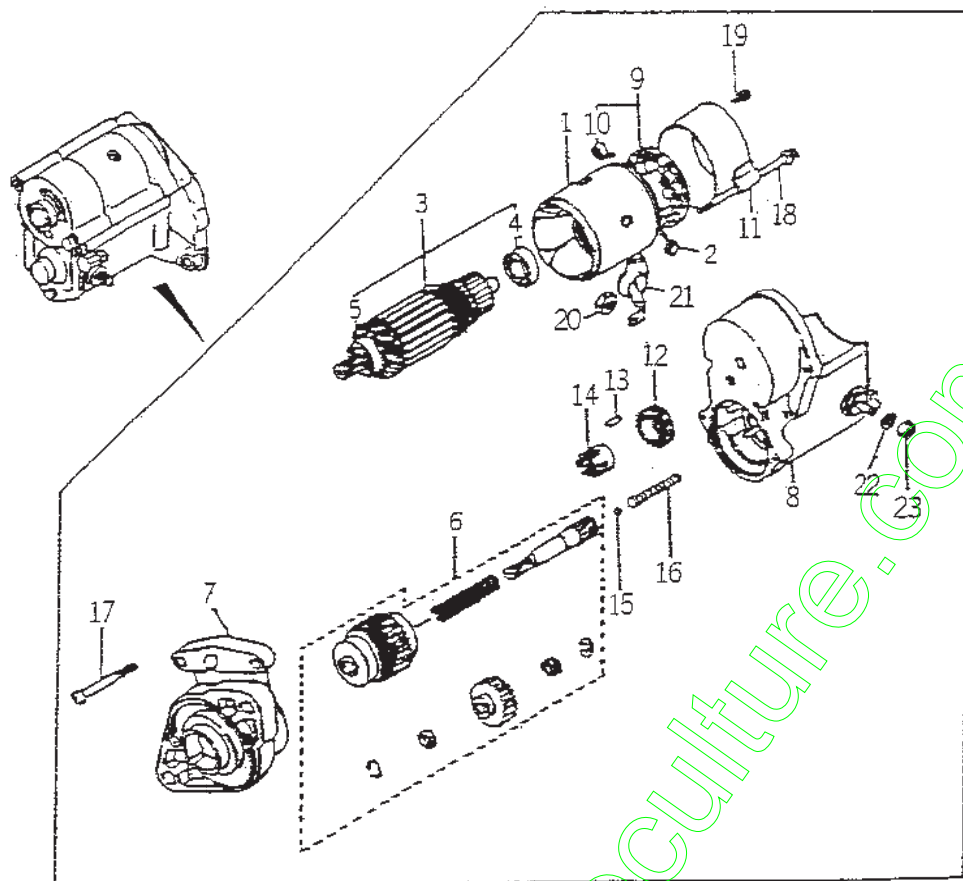
FIG. 26 6215 - 600 - 088 - 00



E000-E10P

KEY	PART CODE	DESCRIPTION	QTY	TYPE OF MODEL		I T C	C O L	G R P	REMARKS
				E374 -G01					
1	6215 - 611 - 002 - 00	HOUSING,PUMP	1	*					
2	6215 - 631 - 004 - 00	PLUNGER ASSY	3	*					
3	6215 - 641 - 002 - 00	VALVE,DELIVERY	3	*					
4	6215 - 643 - 003 - 00	SPRING,DELIVERYVALVE	3	*					
5	6215 - 649 - 003 - 00	GASKET	3	*					
6	6215 - 644 - 003 - 00	HOLDER,DELIVERY VALVE	3	*					
7	6215 - 649 - 004 - 00	O - RING	3	*					
8	6215 - 635 - 002 - 00	SLEEVE,FRANGE	3	*					
9	6215 - 649 - 005 - 00	PIN	3	*					
10	6215 - 649 - 006 - 00	O - RING	6	*					
11	6215 - 649 - 007 - 00	SCREW	6	*					
12	6215 - 622 - 002 - 00	TAPPET	3	*					
13	6215 - 629 - 017 - 00	PIN	3	*					
14	6215 - 629 - 018 - 00	RING,SNAP	1	*					
15	6215 - 634 - 002 - 00	SPRING,PLUNGER	3	*					
16	6215 - 639 - 006 - 00	SEAT,SPRING	3	*					
17	6215 - 639 - 007 - 00	SEAT,SPRING	3	*					
18	6215 - 629 - 020 - 00	PLATE/T = 1.80	1	*					
19	6215 - 629 - 021 - 00	PLATE/T = 1.85	1	*					
20	6215 - 629 - 022 - 00	PLATE/T = 1.90	1	*					
21	6215 - 629 - 023 - 00	PLATE/T = 1.95	1	*					
22	6215 - 629 - 024 - 00	PLATE/T = 2.00	1	*					
23	6215 - 629 - 025 - 00	PLATE/T = 2.05	1	*					
24	6215 - 629 - 026 - 00	PLATE/T = 2.10	1	*					
25	6215 - 629 - 027 - 00	PLATE/T = 2.15	1	*					

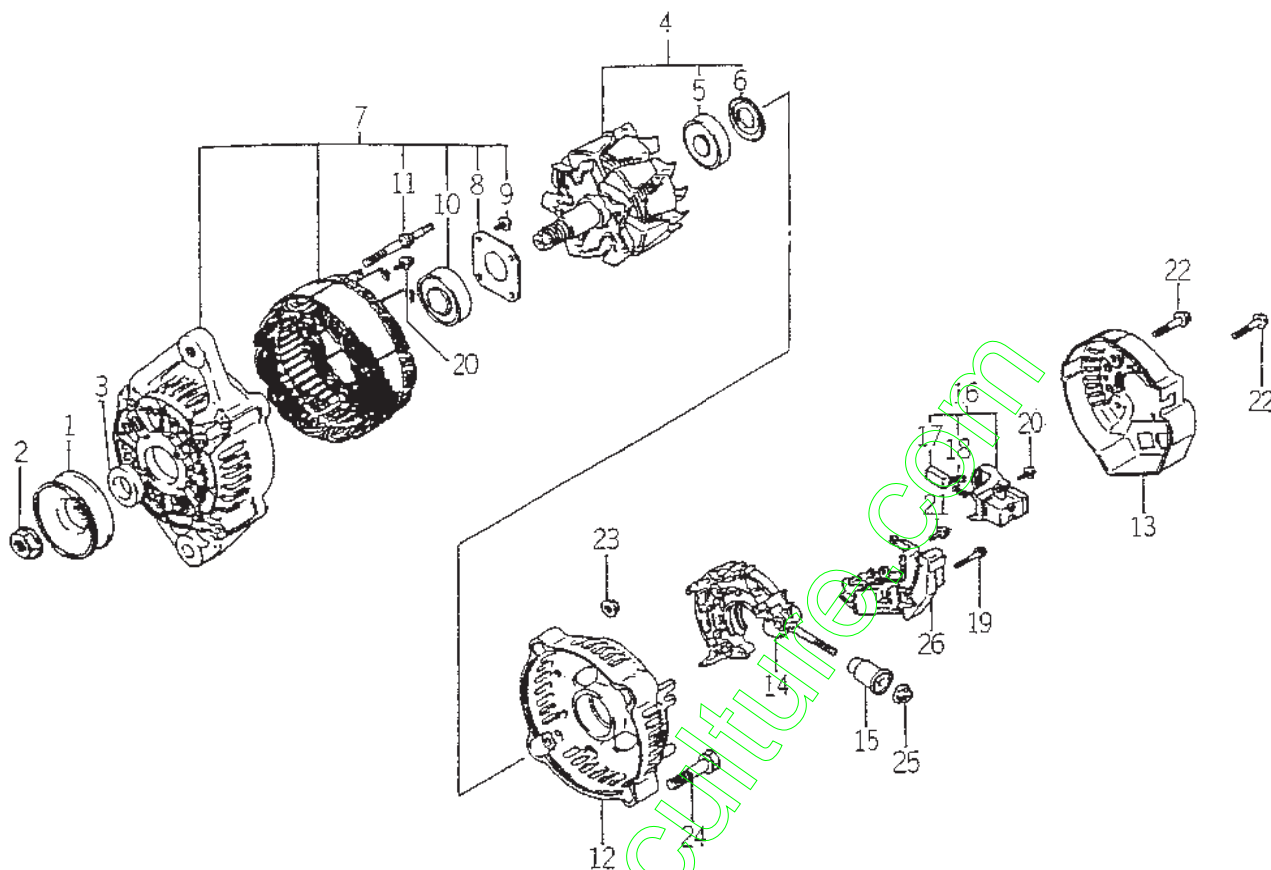
FIG. 27 6281 - 100 - 003 - 00



6003-8C10

KEY	PART CODE	DESCRIPTION	QTY	TYPE OF MODEL		I T C	C O L	G R P	REMARKS
				E374 -601					
1	6281 - 111 - 002 - 00	YOKE/STARTER	1	*					
2	6281 - 116 - 002 - 00	STARTER KIT	2	*					
3	6281 - 121 - 003 - 00	ARMATURE	1	*					
4	6281 - 129 - 010 - 00	BEARING,BALL	1	*					
5	6281 - 129 - 011 - 00	BEARING,BALL	1	*					
6	6281 - 124 - 001 - 00	STARTER KIT	1	*					
7	6281 - 129 - 007 - 00	HOUSING/STARTER ASSY	1	*					
8	6281 - 151 - 004 - 00	SWITCH/STARTER ASSY	1	*					
9	6281 - 118 - 001 - 00	HOLDER ASSY	1	*					
10	6581 - 117 - 007 - 00	SPRING,BRUSH	4	*					
11	6281 - 115 - 004 - 00	FRAME/STARTER END	1	*					
12	6581 - 123 - 011 - 00	PINION,STARTER	1	*					
13	6581 - 129 - 099 - 00	ROTOR	5	*					
14	6581 - 129 - 100 - 00	RETAINER	1	*					
15	6581 - 129 - 092 - 00	BALL	1	*					
16	6581 - 129 - 096 - 00	SPRING	1	*					
17	6281 - 129 - 006 - 00	SCREW	2	*					
18	6281 - 129 - 008 - 00	BOLT/WS	2	*					
19	6281 - 129 - 009 - 00	SCREW/WS	2	*					
20	6909 - 111 - 508 - 00	NUT	1	*					
21	6281 - 129 - 019 - 00	CAP/RABBER	4	*					
22	6909 - 150 - 508 - 00	WASHER	1	*					
23	6909 - 110 - 408 - 00	NUT/M8	1	*					

FIG. 28 6281 - 200 - 016 - 00



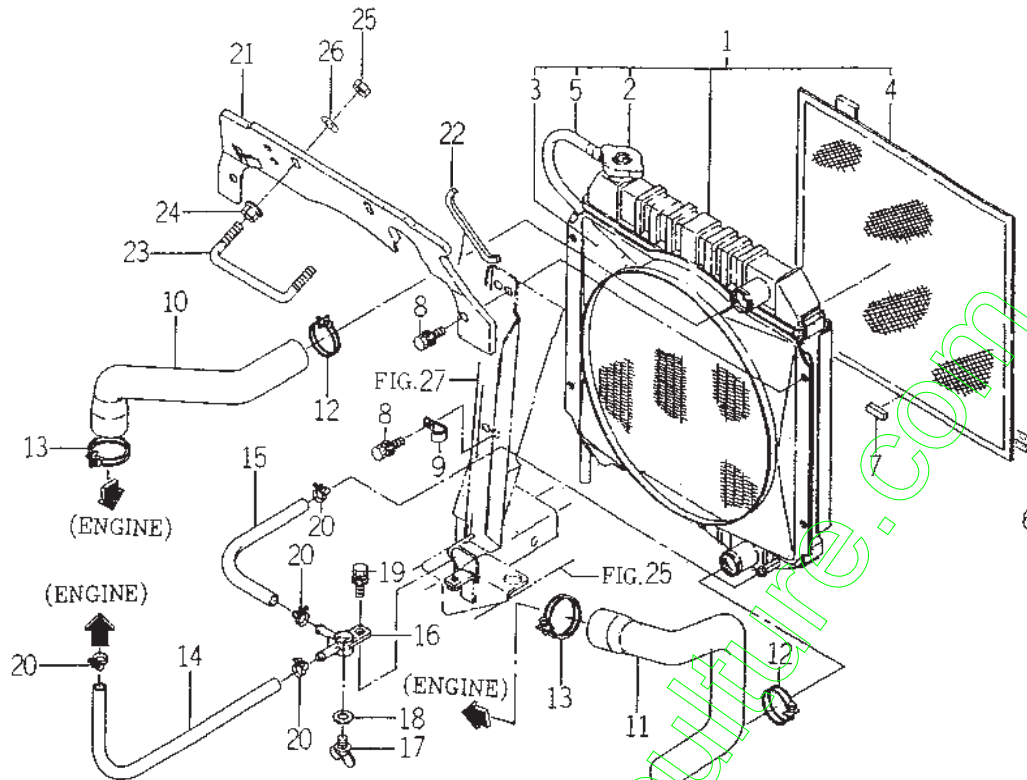
6003-581C

KEY	PART CODE	DESCRIPTION	QTY	TYPE OF MODEL		I T C	C O L	G R P	REMARKS
				E374 -G01					
1	6281 - 222 - 004 - 00	PULLEY	1	*					
2	6281 - 229 - 002 - 00	NUT	1	*					
3	6281 - 229 - 003 - 00	COLLOR	1	*					
4	6281 - 221 - 001 - 00	ROTOR ASSY	1	*					
5	6281 - 229 - 005 - 00	BEARING	1	*					
6	6281 - 229 - 004 - 00	COVER,BEARING	1	*					
7	6281 - 213 - 003 - 00	FRAME,DRIVE END ASSY	1	*					
8	6281 - 229 - 006 - 00	PLATE	1	*					
9	6281 - 229 - 007 - 00	BOLT	4	*					
10	6281 - 229 - 009 - 00	BEARING	1	*					
11	6281 - 229 - 008 - 00	BOLT	2	*					
12	6281 - 214 - 003 - 00	FRAME	1	*					
13	6281 - 214 - 004 - 00	COVER	1	*					
14	6281 - 229 - 010 - 00	HOLDER ASSY	1	*					
15	6281 - 229 - 011 - 00	BUSH	1	*					
16	6281 - 217 - 001 - 00	HOLDER,BRUSH ASSY	1	*					
17	6281 - 215 - 001 - 00	BRUSH	2	*					
18	6281 - 216 - 001 - 00	SPRING	2	*					
19	6281 - 229 - 012 - 00	BOLT	2	*					
20	6281 - 229 - 013 - 00	BOLT	6	*					
21	6281 - 229 - 014 - 00	BOLT	1	*					
22	6281 - 229 - 015 - 00	BOLT	3	*					
23	6281 - 229 - 016 - 00	NUT	2	*					
24	6281 - 229 - 017 - 00	BOLT	2	*					
25	6281 - 229 - 018 - 00	NUT	1	*					

CHASSIS

www.emc-motoculture.com

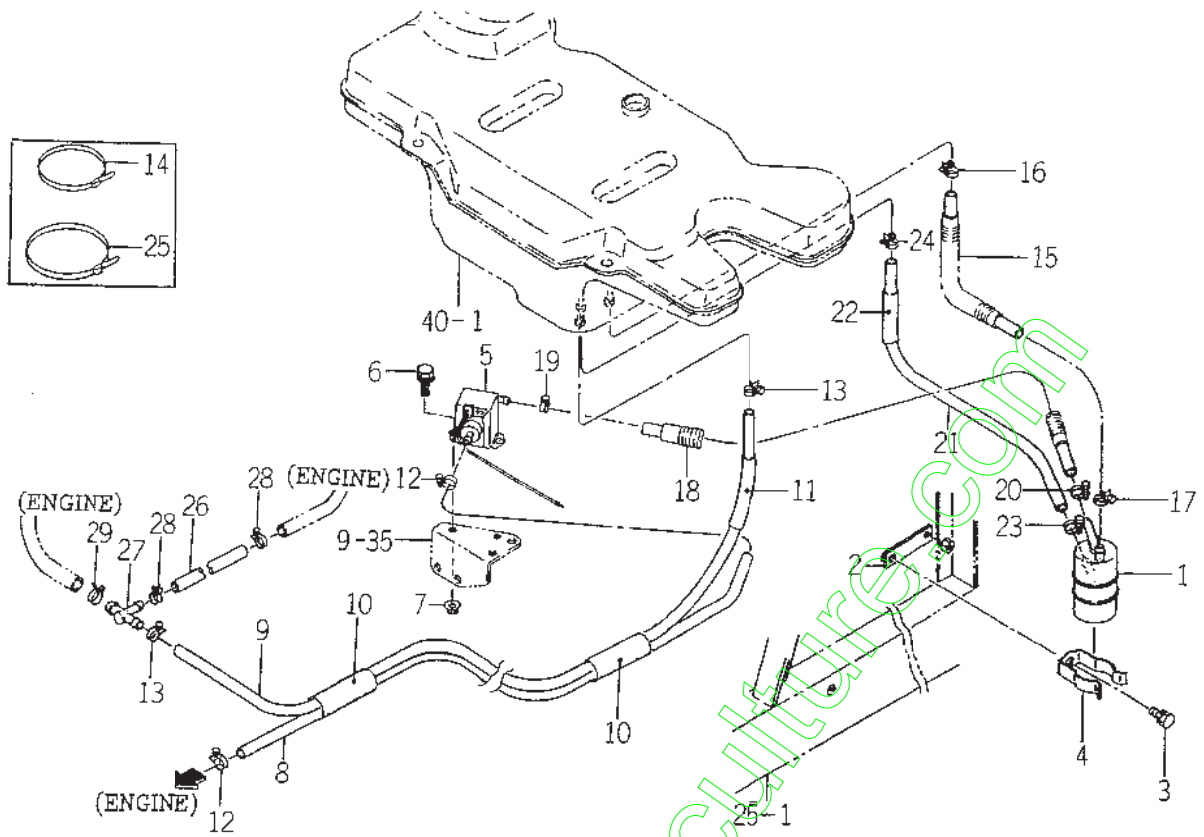
FIG. 2 RADIATOR SYSTEM



1593-102A

KEY	PART CODE	DESCRIPTION	QTY	TYPE OF MODEL		I T C	C O L	G R P	REMARKS
				SG173H					
1	1593 - 102 - 500 - 10	RADIATOR ASSY	1	*					
2	1593 - 102 - 502 - 00	CAP	1	*					
3	1593 - 102 - 503 - 00	SHROUD,FAN	1	*					
4	1593 - 102 - 504 - 00	PROTECTOR,FRONT	1	*					
5	1593 - 102 - 505 - 00	HOSE,VINYL	1	*					
6	1593 - 102 - 005 - 30	SEAL (10X10X340)	1	*					
7	1593 - 102 - 011 - 00	SEAL (10X05X27)	1	*					
8	V211 - 360 - 802 - 00	BOLT (SP) M8X20	4	*					
9	1425 - 621 - 004 - 00	CLAMP,HARNES	1	*					
10	1593 - 102 - 001 - 10	HOSE,RADIATOR/UP	1	*					
11	1593 - 102 - 002 - 10	HOSE,RADIATOR/LW	1	*					
12	J061 - 232 - 040 - 00	CLAMP/WIRE/32 - 40	2	*					
13	J061 - 238 - 046 - 00	CLAMP/WIRE/38 - 46	2	*					
14	1593 - 102 - 003 - 20	HOSE/270	1	*					
15	1593 - 102 - 004 - 20	HOSE/210	1	*					
16	1560 - 104 - 010 - 40	CONNECTOR	1	*					
17	1424 - 101 - 203 - 00	PLUG	1	*					
18	1424 - 101 - 204 - 00	PACKING	1	*					
19	V211 - 360 - 802 - 00	BOLT (SP) M8X20	1	*					
20	J061 - 210 - 015 - 00	CLAMP/WIRE/10 - 15	4	*					
21	1593 - 102 - 006 - 50	PANEL/RADIATOR	1	*					
22	1593 - 102 - 012 - 00	SEAL (10X05X130)	1	*					
23	1593 - 102 - 009 - 10	HOOK,RADIATOR PANEL	1	*					
24	V363 - 260 - 010 - 00	NUT/M10	2	*					
25	V304 - 260 - 010 - 00	NUT	2	*					

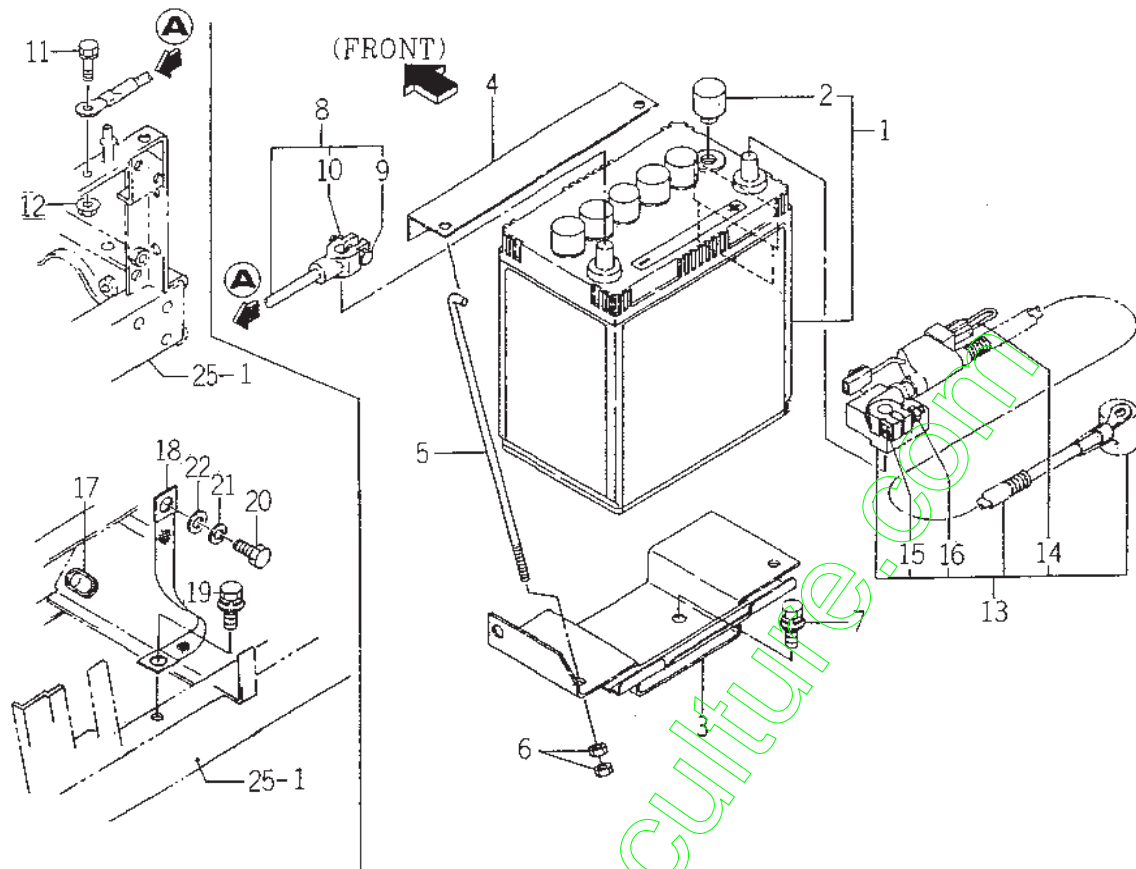
FIG. 5 FUEL FILTER AND FUEL HOSE SYSTEM



1631-105

KEY	PART CODE	DESCRIPTION	QTY	TYPE OF MODEL		I T C	C O L	G R P	REMARKS
				SG173H					
1	6213 - 200 - 002 - 10	FILTER,FUEL	1	*					
2	1608 - 105 - 230 - 00	PLATE/19X85 COMP	1	*					
3	V211 - 260 - 801 - 60	BOLT,SEMS (S) M8X16	1	*					
4	6219 - 755 - 001 - 00	HOLDER (FUEL FILTER)	1	*					
5	1588 - 105 - 210 - 00	PUMP,FUEL	1	*					
6	V210 - 360 - 601 - 60	BOLT (SP) /M6X16	2	*					
7	V360 - 260 - 006 - 00	NUT/M6	2	*					
8	1631 - 105 - 202 - 00	HOSE/1220	1	*					
9	1631 - 105 - 201 - 10	HOSE/1800	1	*					
10	1593 - 105 - 213 - 10	PROTECTOR	2	*					
11	1608 - 105 - 241 - 00	PROTECTOR/250	1	*					
12	J061 - 210 - 012 - 00	CLAMP/WIRE/10 - 12	2	*					
13	J061 - 211 - 013 - 00	CLAMP/WIRE/11 - 13	2	*					
14	1342 - 402 - 006 - 00	BAND,WIRE/250	1	*					
15	1427 - 111 - 006 - 00	HOSE/270 ASSY	1	*					
16	J061 - 210 - 012 - 00	CLAMP/WIRE/10 - 12	1	*					
17	J061 - 209 - 011 - 00	CLAMP/WIRE/09 - 11	1	*					
18	1427 - 111 - 006 - 00	HOSE/270 ASSY	1	*					
19	J061 - 210 - 012 - 00	CLAMP/WIRE/10 - 12	1	*					
20	J061 - 209 - 011 - 00	CLAMP/WIRE/09 - 11	1	*					
21	2502 - 105 - 002 - 00	HOSE/350	1	*					
22	1608 - 105 - 241 - 00	PROTECTOR/250	1	*					
23	J061 - 210 - 012 - 00	CLAMP/WIRE/10 - 12	1	*					
24	J061 - 211 - 013 - 00	CLAMP/WIRE/11 - 13	1	*					
25	3737 - 172 - 010 - 00	BAND,HARNESS	1	*					

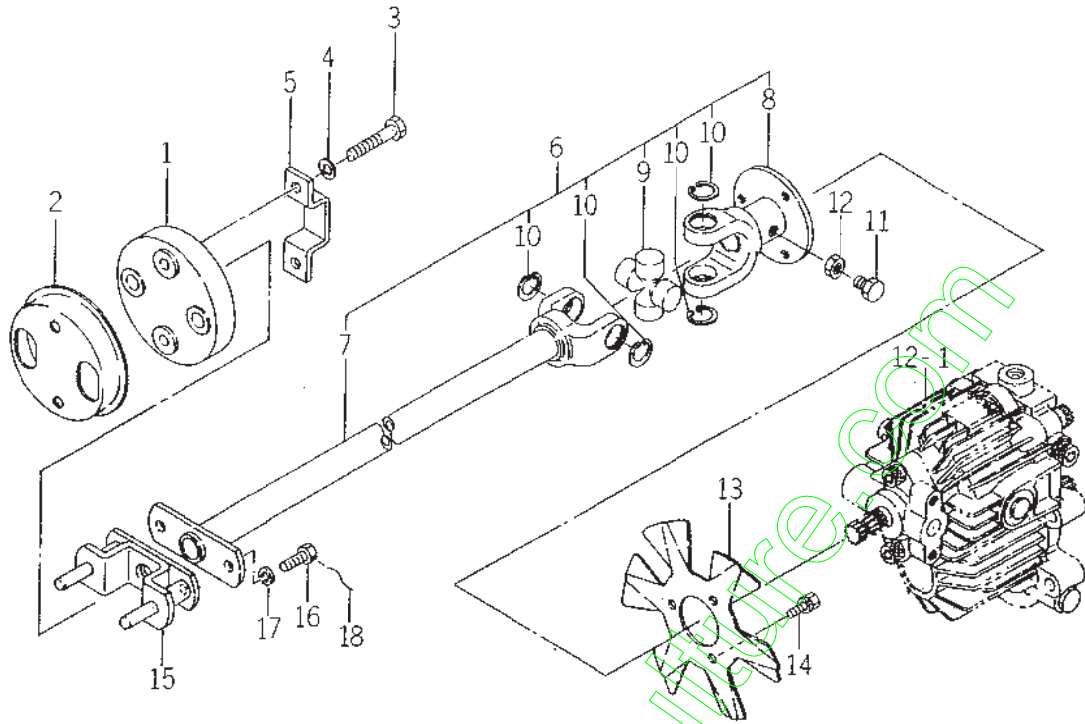
FIG. 6 BATTERY SYSTEM



1563-112

KEY	PART CODE	DESCRIPTION	QTY	TYPE OF MODEL		I T C	C O L	G R P	REMARKS
				SG173H					
1	1593 - 112 - 200 - 10	BATTERY/38B20L ASSY	1	*					
2	1427 - 621 - 002 - 10	CAP,BATTERY	1	*					
3	1593 - 112 - 510 - 30	PLATE,BATTERY	1	*					
4	1593 - 112 - 051 - 30	HOLDER,BATTERY	1	*					
5	1593 - 112 - 002 - 50	BOLT,BATTERY	2	*					
6	V301 - 260 - 006 - 00	NUT/M 6	4	*					
7	V211 - 360 - 802 - 00	BOLT (SP) M8X20	3	*					
8	1593 - 112 - 003 - 20	CABLE,EARTH	1	*					
9	1593 - 112 - 222 - 00	BOLT/M06X28	1	*					
10	1600 - 112 - 232 - 00	NUT/M06	1	*					
11	V211 - 260 - 801 - 60	BOLT,SEMS (S) M8X16	1	*					
12	V363 - 260 - 008 - 00	NUT,LOCK/M8	1	*					
13	1593 - 112 - 520 - 10	CABLE	1	*					
14	3652 - 261 - 202 - 00	LINK,FUSIBLE	1	*					
15	1600 - 112 - 231 - 00	BOLT/M06X32	1	*					
16	1600 - 112 - 232 - 00	NUT/M06	1	*					
17	1593 - 623 - 001 - 00	GROMMET	1	*					
18	3626 - 276 - 003 - 00	CABLE,WIRE	1	*					
19	V211 - 361 - 002 - 00	BOLT,SEMS	1	*					
20	V203 - 461 - 002 - 00	BOLT/M10X1.25X20	1	*					
21	V401 - 160 - 010 - 00	WASHER,SP/M10	1	*					
22	V411 - 260 - 010 - 00	WASHER/M10	1	*					

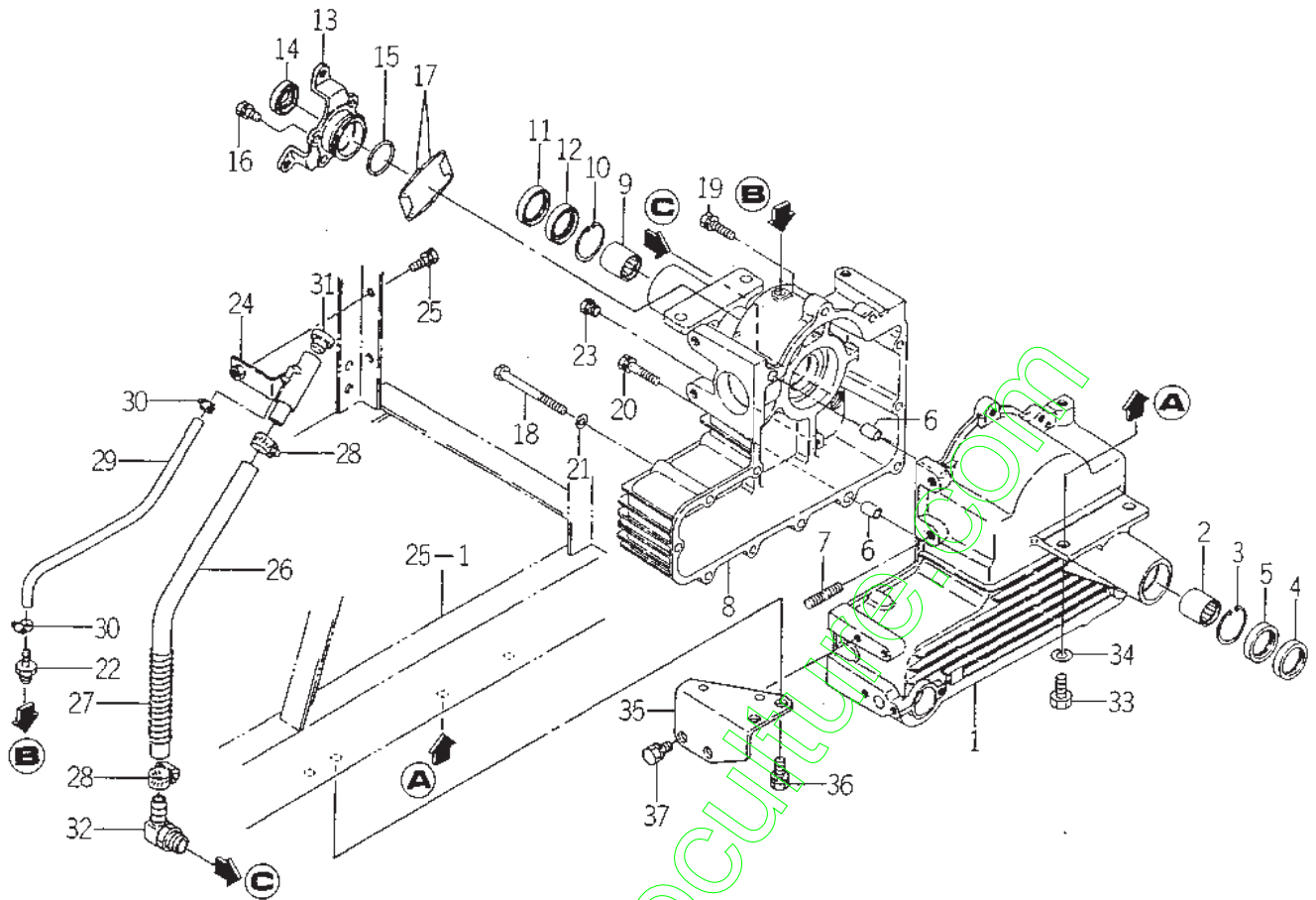
FIG. 8 DRIVE SHAFT SYSTEM



1608-122

KEY	PART CODE	DESCRIPTION	QTY	TYPE OF MODEL		I T C	C O L	G R P	REMARKS
				SG173H					
1	1593 - 122 - 051 - 00	COUPLING	1	*					
2	1608 - 122 - 004 - 00	COVER/COUPLING	1	*					
3	V201 - 460 - 804 - 50	BOLT/M8X45	2	*					
4	V401 - 160 - 008 - 00	WASHER,SP/M 8	2	*					
5	1608 - 122 - 003 - 00	PLATE,STOPPER	1	*					
6	1608 - 122 - 200 - 50	JOINT UNIVERSAL ASSY	1	*					
7	1608 - 122 - 210 - 20	JOINT/HST/F COMP	1	*					
8	1608 - 122 - 220 - 20	JOINT/HST/R COMP	1	*					
9	8592 - 011 - 204 - 00	JOURNAL KIT	1	*					
10	V705 - 140 - 020 - 00	RING,SNAP/20 C	4	*					
11	V201 - 460 - 802 - 00	BOLT/M 8X20	1	*					
12	V304 - 460 - 008 - 00	NUT/M8	1	*					
13	1608 - 122 - 002 - 10	FAN (HST)	1	*					
14	V210 - 260 - 601 - 20	BOLT,SEMS	3	*					
15	1608 - 122 - 230 - 10	JOINT,CAP LING	1	*					
16	1416 - 209 - 005 - 00	BOLT	2	*					
17	V401 - 160 - 008 - 00	WASHER,SP/M 8	2	*					
18		WIRE	1	*					

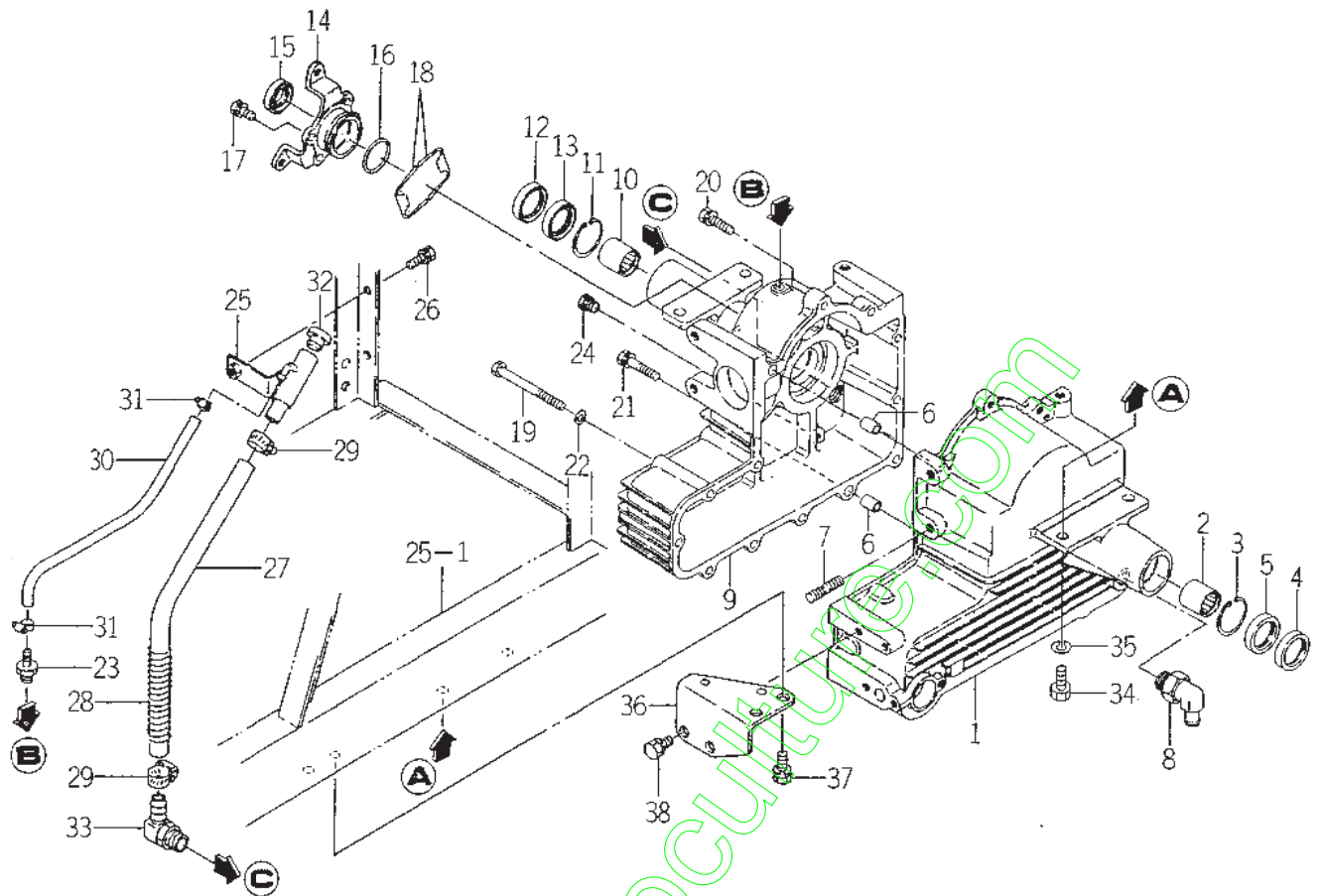
FIG. 9 TRANSMISSION CASE SYSTEM (EXCEPT U TYPE)



1608-261

KEY	PART CODE	DESCRIPTION	QTY	TYPE OF MODEL		I T C	C O L	G R P	REMARKS
				SG173H					
1	1608 - 201 - 001 - 40	CASE/TRANSMISSION LH	1	*					
2	V653 - 430 - 403 - 00	BEARING,NR/TA3030Z	1	*					
3	V705 - 140 - 042 - 00	RING,SNAP/42 C	1	*					
4	V744 - 130 - 420 - 80	SEAL,OIL/TC30428	1	*					
5	V740 - 130 - 420 - 80	SEAL,OIL	1	*					
6	3737 - 113 - 005 - 00	PIN,KNOCK	2	*					
7	V251 - 261 - 004 - 5C	BOLT/STUD/SEAL	1	*					
8	1608 - 201 - 002 - 30	CASE/TRANSMISSION RH	1	*					
9	V653 - 430 - 403 - 00	BEARING,NR/TA3030Z	1	*					
10	V705 - 140 - 042 - 00	RING,SNAP/42 C	1	*					
11	V744 - 130 - 420 - 80	SEAL,OIL/TC30428	1	*					
12	V740 - 130 - 420 - 80	SEAL,OIL	1	*					
13	1608 - 201 - 004 - 20	METAL,BRAKE	1	*					
14	V744 - 120 - 350 - 70	SEAL,OIL/TC20357	1	*					
15	V721 - 103 - 104 - 50	O - RING/G45	1	*					
16	V211 - 260 - 801 - 60	BOLT,SEMS (S) M8X16	4	*					
17	1608 - 201 - 005 - 10	SHIM (BRAKE METAL)	2	*					
18	V201 - 260 - 809 - 50	BOLT/M 8X95	6	*					
19	V211 - 260 - 803 - 00	BOLT,SEMS	6	*					
20	V211 - 260 - 804 - 00	BOLT,SEMS	1	*					
21	V401 - 160 - 008 - 00	WASHER,SP/M 8	6	*					
22	2137 - 223 - 004 - 00	ADAPTER (STRAIGHT)	1	*					
23	7955 - 201 - 026 - 00	PLUG,DRAIN (1/4)	1	*					
24	1608 - 201 - 200 - 20	PLATE,FILLER COMP	1	*					
25	V211 - 260 - 802 - 00	BOLT,SEMS (S)	1	*					

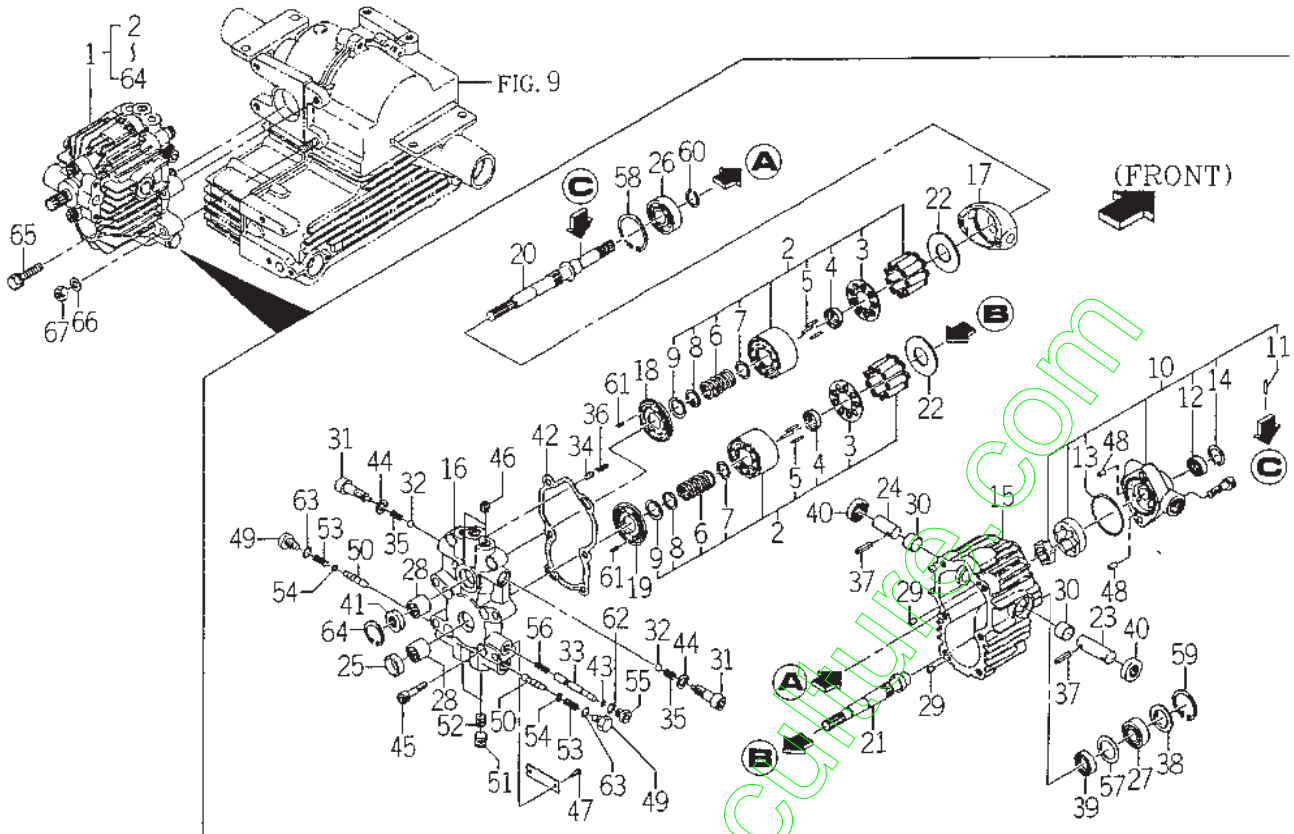
FIG. 10 TRANSMISSION CASE SYSTEM (U TYPE)



ME31-2014

KEY	PART CODE	DESCRIPTION	QTY	TYPE OF MODEL		I T C	C O L	G R P	REMARKS
				SG173H					
1	1631 - 201 - 001 - 00	CASE/TRANSMISSON LH	1	*					
2	V653 - 430 - 403 - 00	BEARING,NR/TA3030Z	1	*					
3	V705 - 140 - 042 - 00	RING,SNAP/42 C	1	*					
4	V744 - 130 - 420 - 80	SEAL,OIL/TC30428	1	*					
5	V740 - 130 - 420 - 80	SEAL,OIL	1	*					
6	3737 - 113 - 005 - 00	PIN,KNOCK	2	*					
7	V251 - 261 - 004 - 5C	BOLT/STUD/SEAL	1	*					
8	3631 - 353 - 001 - 10	ADAPTER (LOW PRESS)	1	*					
9	1608 - 201 - 002 - 30	CASE/TRANSMISSION RH	1	*					
10	V653 - 430 - 403 - 00	BEARING,NR/TA3030Z	1	*					
11	V705 - 140 - 042 - 00	RING,SNAP/42 C	1	*					
12	V744 - 130 - 420 - 80	SEAL,OIL/TC30428	1	*					
13	V740 - 130 - 420 - 80	SEAL,OIL	1	*					
14	1608 - 201 - 004 - 20	METAL,BRAKE	1	*					
15	V744 - 120 - 350 - 70	SEAL,OIL/TC20357	1	*					
16	V721 - 103 - 104 - 50	O - RING/G45	1	*					
17	V211 - 260 - 801 - 60	BOLT,SEMS (S) M8X16	4	*					
18	1608 - 201 - 005 - 10	SHIM (BRAKE METAL)	2	*					
19	V201 - 260 - 809 - 50	BOLT/M 8X95	6	*					
20	V211 - 260 - 803 - 00	BOLT,SEMS	6	*					
21	V211 - 260 - 804 - 00	BOLT,SEMS	1	*					
22	V401 - 160 - 008 - 00	WASHER,SP/M 8	6	*					
23	2137 - 223 - 004 - 00	ADAPTER (STRAIGHT)	1	*					
24	7955 - 201 - 026 - 00	PLUG,DRAIN (1/4)	1	*					
25	1608 - 201 - 200 - 20	PLATE,FILLER COMP	1	*					

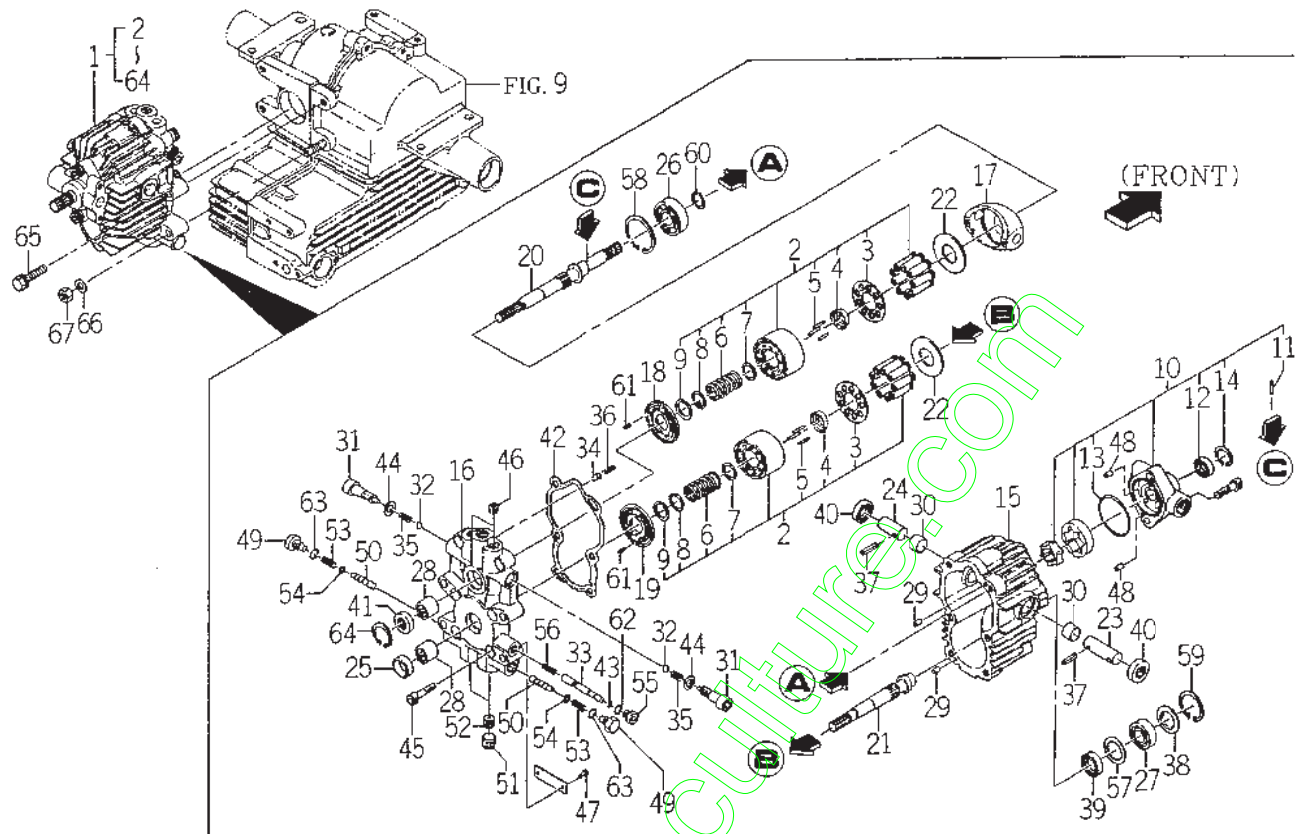
FIG. 12 HST SYSTEM (1)



1ECS-263

KEY	PART CODE	DESCRIPTION	QTY	TYPE OF MODEL		I T C	C O L	G R P	REMARKS
				SG173H					
1	1608 - 205 - 200 - 10	HST ASSY	1	*					
2	1608 - 205 - 260 - 00	CYLINDERBLOCK ASSY	2	*					
3	1608 - 205 - 263 - 00	RETAINERPLATE	2	*					
4	1608 - 205 - 264 - 00	RETAINERHOLDER	2	*					
5	1608 - 205 - 265 - 00	PIN	6	*					
6	1608 - 205 - 266 - 00	SPRING	2	*					
7	1608 - 205 - 267 - 00	SPRINGHOLDER	2	*					
8	1608 - 205 - 268 - 00	WASHER	2	*					
9	1608 - 205 - 269 - 00	SNAPRING	2	*					
10	1608 - 205 - 280 - 00	CHARGE PUMP ASSY	1	*					
11	1608 - 205 - 283 - 00	PIN	1	*					
12	1608 - 205 - 284 - 00	SEAL,OIL	1	*					
13	1608 - 205 - 285 - 00	O - RING	1	*					
14	V705 - 140 - 030 - 00	RING,SNAP/30 C	1	*					
15	1608 - 205 - 201 - 00	CASE	1	*					
16	1608 - 205 - 202 - 00	PORTBLOCK	1	*					
17	1608 - 205 - 203 - 00	SLANTBOARD/P	1	*					
18	1608 - 205 - 204 - 00	VALVEPLATE	1	*					
19	1608 - 205 - 205 - 00	VALVEPLATE	1	*					
20	1608 - 205 - 206 - 10	SHAFT/P	1	*					
21	1608 - 205 - 207 - 00	SHAFT/M	1	*					
22	1608 - 205 - 208 - 00	THRUST PLATE	2	*					
23	1608 - 205 - 209 - 00	TRUNNIONPIN	1	*					
24	1608 - 205 - 211 - 00	TRUNNIONPIN	1	*					
25	1608 - 205 - 212 - 00	COLLAR	1	*					

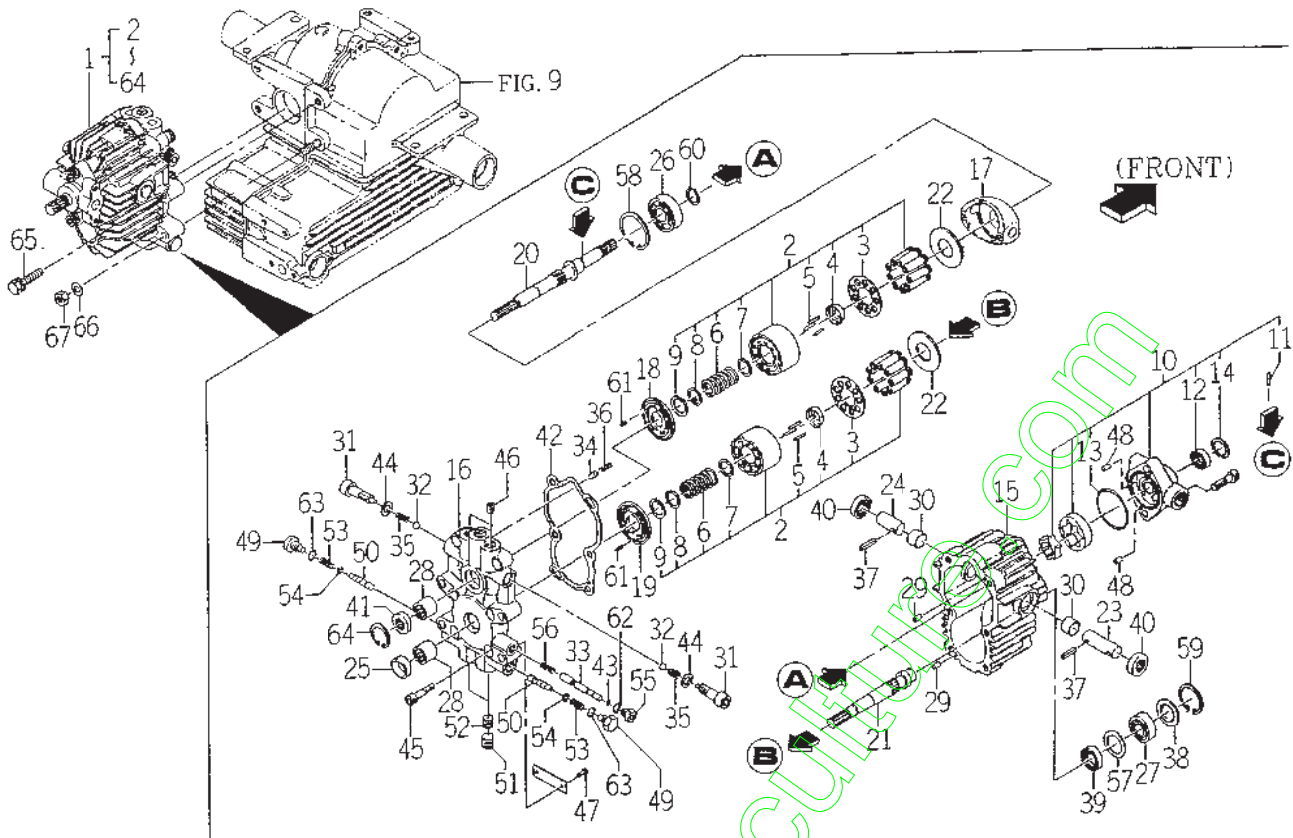
FIG. 12 HST SYSTEM (1)



1608-205

KEY	PART CODE	DESCRIPTION	QTY	TYPE OF MODEL		I T C	C O L	G R P	REMARKS
				SG173H					
26	1608 - 205 - 213 - 00	BALLBEARING	1	*					
27	1608 - 205 - 214 - 00	BALLBEARING	1	*					
28	1608 - 205 - 215 - 00	NEEDLEBEARING	2	*					
29	1608 - 205 - 216 - 00	PIN	2	*					
30	1608 - 205 - 217 - 00	BUSH	2	*					
31	1608 - 205 - 218 - 00	PLUG	2	*					
32	1608 - 205 - 219 - 00	STEELBALL	2	*					
33	1608 - 205 - 221 - 00	UNLOADINGVALVE	1	*					
34	1608 - 205 - 222 - 00	VALVE RELIEF	1	*					
35	1608 - 205 - 223 - 00	SPRING	2	*					
36	1608 - 205 - 224 - 00	SPRING	1	*					
37	1608 - 205 - 225 - 00	SPRINGPIN	2	*					
38	1608 - 205 - 226 - 00	COVER	1	*					
39	1608 - 205 - 227 - 00	OILSEAL	1	*					
40	1608 - 205 - 228 - 00	OILSEAL	2	*					
41	1608 - 205 - 229 - 00	SEAL,OIL	1	*					
42	1608 - 205 - 231 - 00	GASKET	1	*					
43	1608 - 205 - 232 - 00	O - RING	1	*					
44	1608 - 205 - 233 - 00	BONDEDSEAL	2	*					
45	1608 - 205 - 234 - 00	SOCKET - HEADBOLT	8	*					
46	1608 - 205 - 235 - 00	PLUG	2	*					
47	1608 - 205 - 236 - 00	DRIVESCREW	2	*					
48	1608 - 205 - 237 - 00	PIN	2	*					
49	1608 - 205 - 238 - 00	PLUG	2	*					
50	1608 - 205 - 239 - 00	VALVE	2	*					

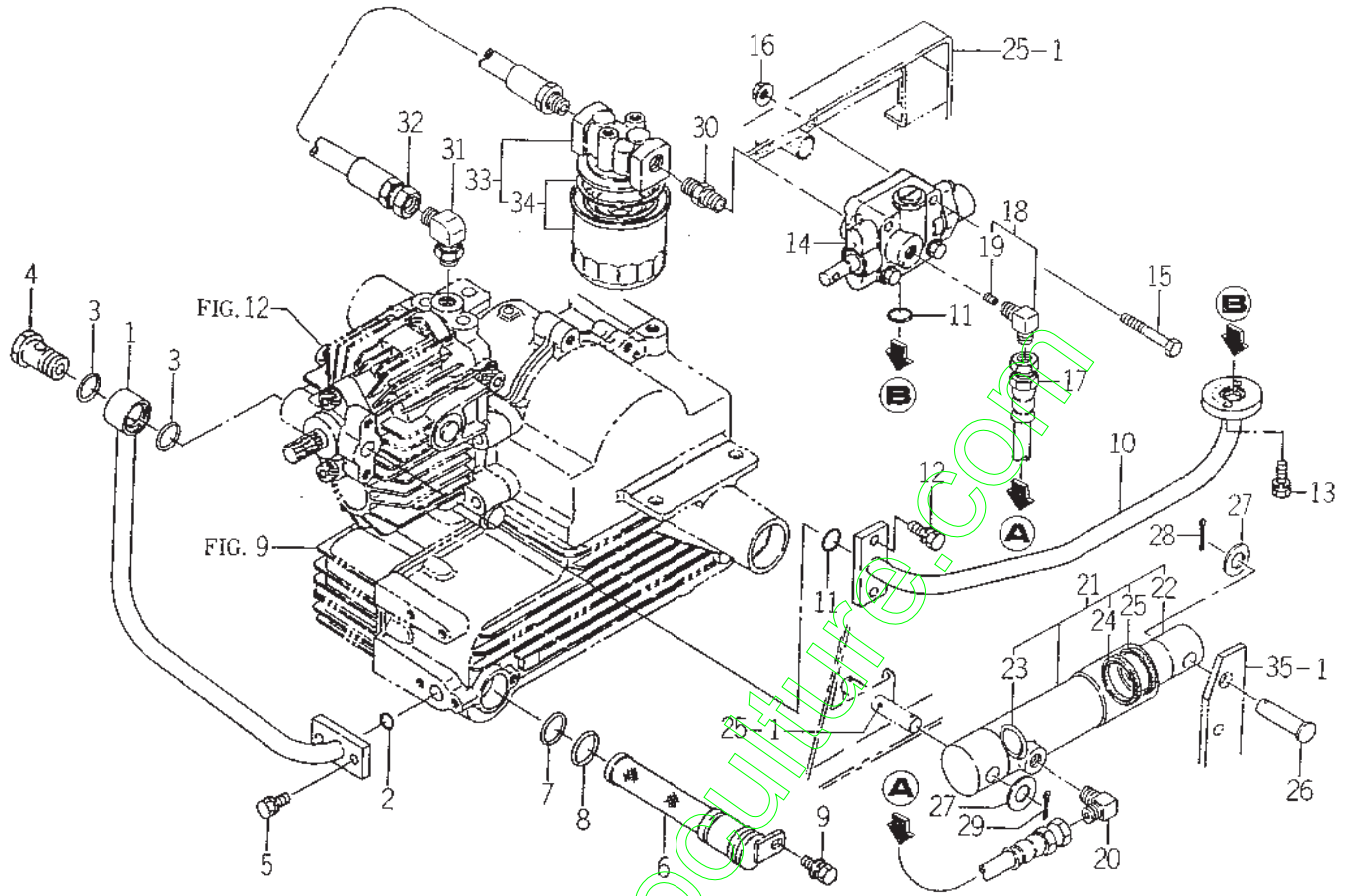
FIG. 12 HST SYSTEM (1)



1608-165

KEY	PART CODE	DESCRIPTION	QTY	TYPE OF MODEL		I T C	C O L	G R P	REMARKS
				SG173H					
51	1608 - 205 - 241 - 00	PLUG	2	*					
52	1608 - 205 - 242 - 00	ORIFICE	2	*					
53	1608 - 205 - 243 - 00	SPRING	2	*					
54	1608 - 205 - 244 - 00	SPRINGHOLDER	2	*					
55	1608 - 205 - 245 - 00	PLUG	1	*					
56	1608 - 205 - 246 - 00	SPRING	1	*					
57	1608 - 205 - 247 - 00	PLATE	1	*					
58	V705 - 140 - 052 - 00	RING,SNAP/52 C	1	*					
59	V705 - 140 - 040 - 00	RING,SNAP/40 C	1	*					
60	V704 - 140 - 020 - 00	RING,SNAP/20C	1	*					
61	V580 - 140 - 401 - 00	PIN/SPRING	2	*					
62	V720 - 111 - 900 - 80	O-RING/P8	1	*					
63	V720 - 112 - 401 - 10	RING/O	2	*					
64	V705 - 140 - 030 - 00	RING,SNAP/30 C	1	*					
65	V211 - 261 - 004 - 50	BOLT (S) /M10X45	3	*					
66	V401 - 160 - 010 - 00	WASHER,SP/M10	1	*					
67	V304 - 260 - 010 - 00	NUT	1	*					

FIG. 13 HST SYSTEM (2/EXCEPT U TYPE)

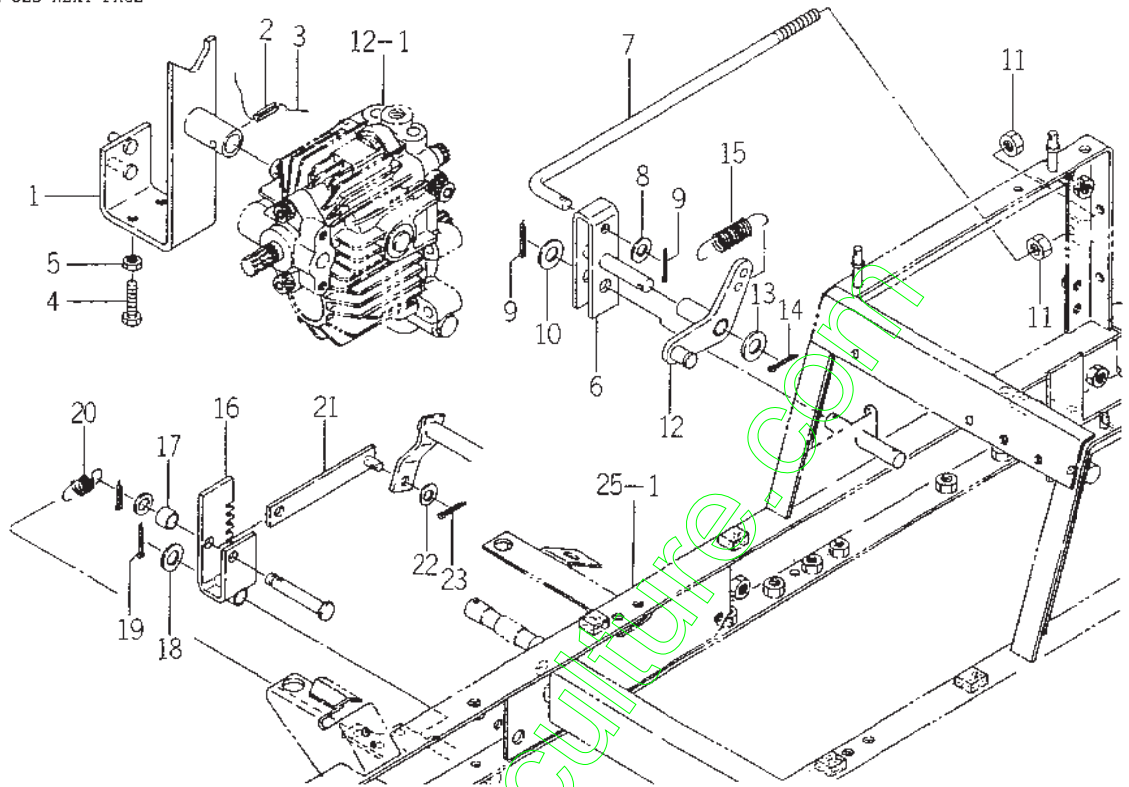


1608-206

KEY	PART CODE	DESCRIPTION	QTY	TYPE OF MODEL		I T C	C O L	G R P	REMARKS
				SG173H					
1	1608 - 206 - 200 - 30	PIPE/SUCTION	1	*					
2	V720 - 102 - 401 - 80	O - RING/P18	1	*					
3	V720 - 102 - 402 - 20	O - RING/P22	2	*					
4	1608 - 206 - 001 - 00	BOLT (CONNECTER/PF1/2	1	*					
5	V211 - 260 - 801 - 60	BOLT,SEMS (S) M8X16	2	*					
6	1435 - 201 - 220 - 00	FILTER,SUCTION (HST)	1	*					
7	V720 - 103 - 502 - 40	O - RING/P24	1	*					
8	V720 - 103 - 502 - 60	O - RING/P26	1	*					
9	V211 - 360 - 801 - 60	BOLT,SEMS (SP)	1	*					
10	1608 - 206 - 210 - 20	PIPE/BOOST	1	*					
11	V720 - 102 - 401 - 80	O - RING/P18	2	*					
12	V211 - 260 - 802 - 00	BOLT,SEMS (S)	2	*					
13	V210 - 260 - 602 - 00	BOLT,SEMS (S)	2	*					
14	K211 - 012 - 000 - 00	VALVE,COUNTROL	1	*					FIG 051
15	V201 - 260 - 806 - 00	BOLT/M 8X60	2	*					
16	V363 - 260 - 008 - 00	NUT,LOCK/M8	2	*					
17	3664 - 351 - 006 - 00	HOSE ASSY	1	*					
18	1608 - 206 - 240 - 00	ADAPTER (90°) ORIFICE	1	*					
19	1608 - 206 - 241 - 00	BOLT	1	*					
20	3768 - 185 - 022 - 10	ADAPTER (90° /PUMP)	1	*					
21	K182 - 032 - 000 - 00	CYLINDER ASSY	1	*					
22	K182 - 032 - 001 - 00	PISTON	1	*					
23	K182 - 002 - 002 - 00	STOPPER,PISTON	1	*					
24	K182 - 032 - 002 - 00	ROD PACKING	1	*					
25	K182 - 032 - 003 - 00	DUST/SEAL	1	*					

FIG. 15 HST SYSTEM (3) (1/3)

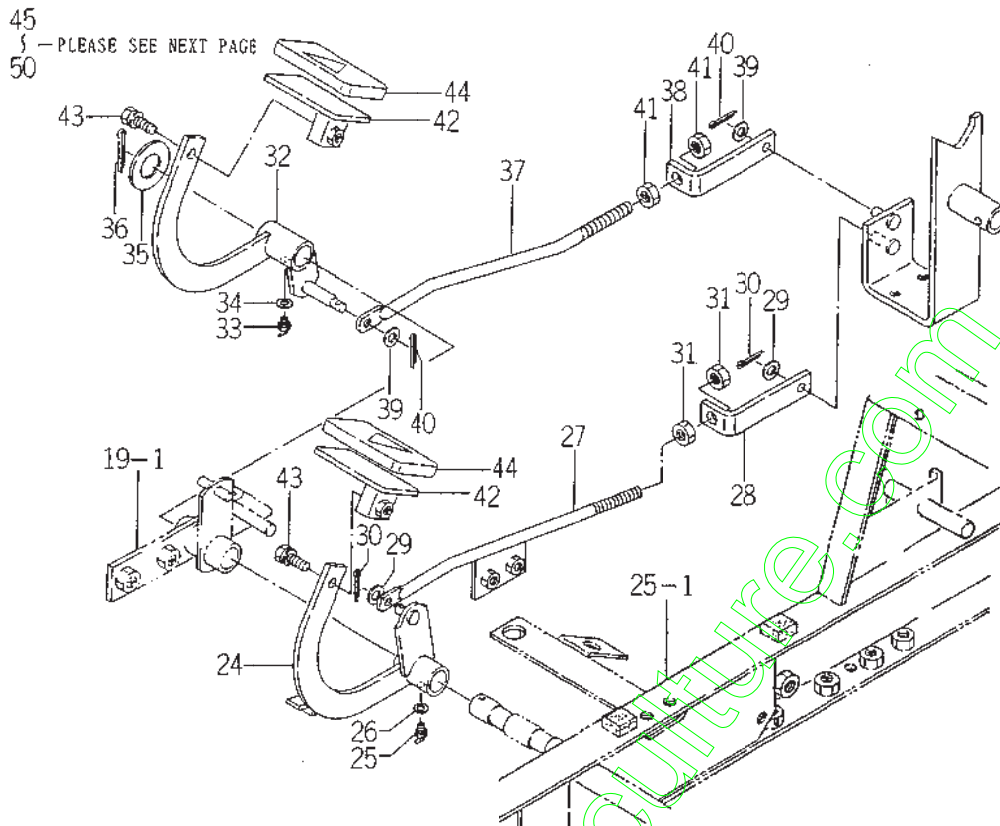
24
 * - PLEASE SEE NEXT PAGE
 25



1608-207

KEY	PART CODE	DESCRIPTION	QTY	TYPE OF MODEL		I T C	C O L	G R P	REMARKS
				SG173H					
1	1608 - 207 - 200 - 30	PLATE,TRANON	1	*					
2	V580 - 140 - 602 - 50	PIN,SPRING/6 X25 W	1	*					
3		WIRE	1	*					
4	V201 - 260 - 803 - 50	BOLT/M 8X35	2	*					
5	V304 - 260 - 008 - 00	NUT/M 8	2	*					
6	1608 - 207 - 210 - 20	PIN (NEUTRAL)	1	*					
7	1608 - 207 - 011 - 00	ROD (NEUTRAL)	1	*					
8	V411 - 260 - 010 - 00	WASHER/M10	1	*					
9	V500 - 163 - 002 - 00	PIN,SPLIT/3 X20	2	*					
10	V411 - 260 - 012 - 00	WASHER /M12	1	*					
11	V304 - 260 - 010 - 00	NUT	2	*					
12	1608 - 207 - 220 - 20	LOCK (NEUTRAL)	1	*					
13	V411 - 260 - 012 - 00	WASHER /M12	1	*					
14	V500 - 163 - 002 - 00	PIN,SPLIT/3 X20	1	*					
15	3656 - 115 - 001 - 00	SPRING (HE085)	1	*					
16	1608 - 207 - 230 - 00	PLATE (HOOK) COMP	1	*					
17	1608 - 207 - 012 - 00	COLLAR (12X16X12)	1	*					
18	V411 - 260 - 012 - 00	WASHER /M12	2	*					
19	V500 - 163 - 002 - 00	PIN,SPLIT/3 X20	1	*					
20	3631 - 671 - 003 - 00	SPRING,ROD COVER	1	*					
21	1608 - 207 - 280 - 10	PLSTE (1/22X134) COMP	1	*					
22	V411 - 260 - 008 - 00	WASHER,PL/M 8	1	*					
23	V500 - 163 - 001 - 50	PIN,SPLIT/3 X15	1	*					
24	1608 - 207 - 240 - 20	ARM (HST/F) COMP	1	*					
25	V762 - 150 - 000 - 00	NIPPLE,GREASE/B - M6F	1	*					

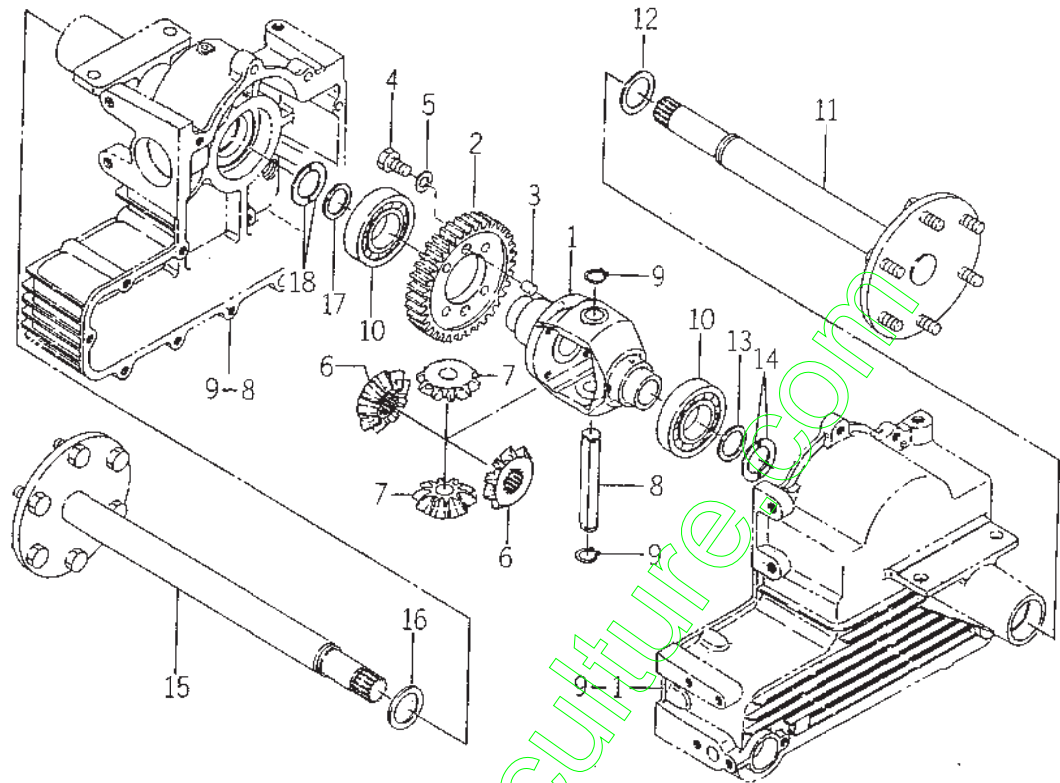
FIG. 15 HST SYSTEM (3) (2/3)



1608-207

KEY	PART CODE	DESCRIPTION	QTY	TYPE OF MODEL		I T C	C O L	G R P	REMARKS
				SG173H					
26	V401 - 160 - 006 - 00	WASHER,SP/M 6	1	*					
27	1608 - 207 - 310 - 00	ROD (HST/F) COMP	1	*					
28	1608 - 207 - 004 - 10	PLATE (L/22X100)	1	*					
29	V411 - 260 - 008 - 00	WASHER,PL/M 8	2	*					
30	V500 - 163 - 001 - 50	PIN,SPLIT/3 X15	2	*					
31	V304 - 260 - 010 - 00	NUT	2	*					
32	1608 - 207 - 250 - 20	ARM (HST/REVERSE)	1	*					
33	V762 - 150 - 000 - 00	NIPPLE,GREASE/B - M6F	1	*					
34	V401 - 160 - 006 - 00	WASHER,SP/M 6	1	*					
35	V411 - 260 - 020 - 00	WASHER/M20	1	*					
36	V500 - 163 - 003 - 00	PIN,SPLIT/3X30	1	*					
37	1608 - 207 - 003 - 20	ROD (HST/REVERSE)	1	*					
38	1608 - 207 - 004 - 10	PLATE (L/22X100)	1	*					
39	V411 - 260 - 008 - 00	WASHER,PL/M 8	2	*					
40	V500 - 163 - 001 - 50	PIN,SPLIT/3 X15	2	*					
41	V304 - 260 - 010 - 00	NUT	2	*					
42	1608 - 207 - 260 - 20	PEDAL (HST)	2	*					
43	V211 - 260 - 802 - 00	BOLT,SEMS (S)	2	*					
44	1608 - 207 - 014 - 00	PAD (HST)	2	*					
45	1608 - 207 - 270 - 10	SHAFT (HOOK)	1	*					
46	V411 - 260 - 014 - 00	WASHER,PL/M14	1	*					
47	V500 - 163 - 002 - 50	PIN,SPLIT/3 X25	1	*					
48	1608 - 207 - 290 - 00	ARM (HOOK)	1	*					
49	1593 - 101 - 012 - 00	STOPPER	1	*					
50	V201 - 260 - 805 - 00	BOLT/M 8X50	1	*					

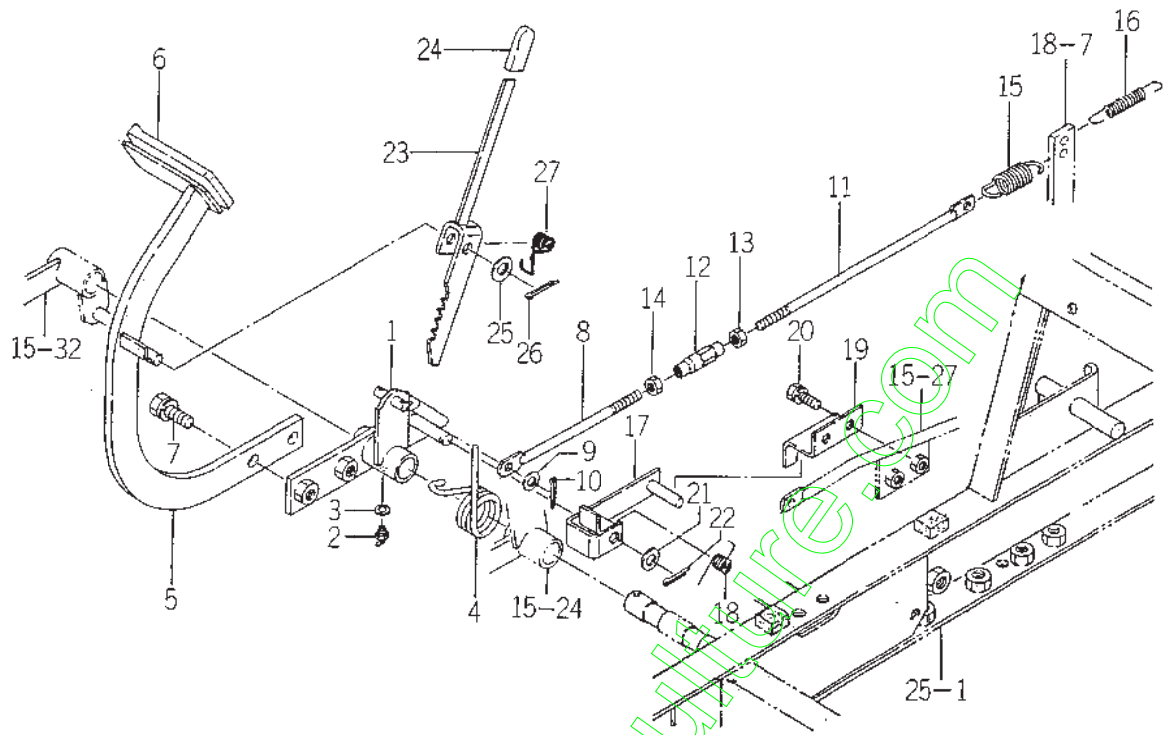
FIG. 17 DIFFERENTIAL GEAR AND WHEEL SHAFT SYSTEM



1608-304

KEY	PART CODE	DESCRIPTION	QTY	TYPE OF MODEL		I T C	C O L	G R P	REMARKS
				SG173H					
1	1593 - 304 - 051 - 20	CASE,DIFF	1	*					
2	1608 - 304 - 001 - 00	GEAR/T40	1	*					
3	1593 - 304 - 008 - 00	PIN (10X18)	2	*					
4	1593 - 304 - 054 - 10	BOLT/M10X1.25X25	4	*					
5	V401 - 160 - 010 - 00	WASHER,SP/M10	4	*					
6	1593 - 304 - 053 - 10	GEAR,BEVEL/12	2	*					
7	1593 - 304 - 055 - 10	PINION,BEVEL/11	2	*					
8	1593 - 304 - 057 - 10	PIN,DIFF PINION	1	*					
9	V704 - 140 - 016 - 00	RING,SNAP/16 C	2	*					
10	V600 - 110 - 620 - 70	BEARING,RB/6207	2	*					
11	1608 - 307 - 200 - 20	SHAFT/WHEEL/LH COMP	1	*					
12	1593 - 307 - 051 - 20	COLLAR/31X41X03	1	*					
13	1593 - 307 - 052 - 10	COLLAR/26X35X03	1	*					
14	1593 - 307 - 053 - 10	COLLAR,WHEEL THRUST	2	*					
15	1608 - 307 - 210 - 20	SHAFT/WHEEL/RH COMP	1	*					
16	1593 - 307 - 051 - 20	COLLAR/31X41X03	1	*					
17	1593 - 307 - 052 - 10	COLLAR/26X35X03	1	*					
18	1593 - 307 - 053 - 10	COLLAR,WHEEL THRUST	2	*					

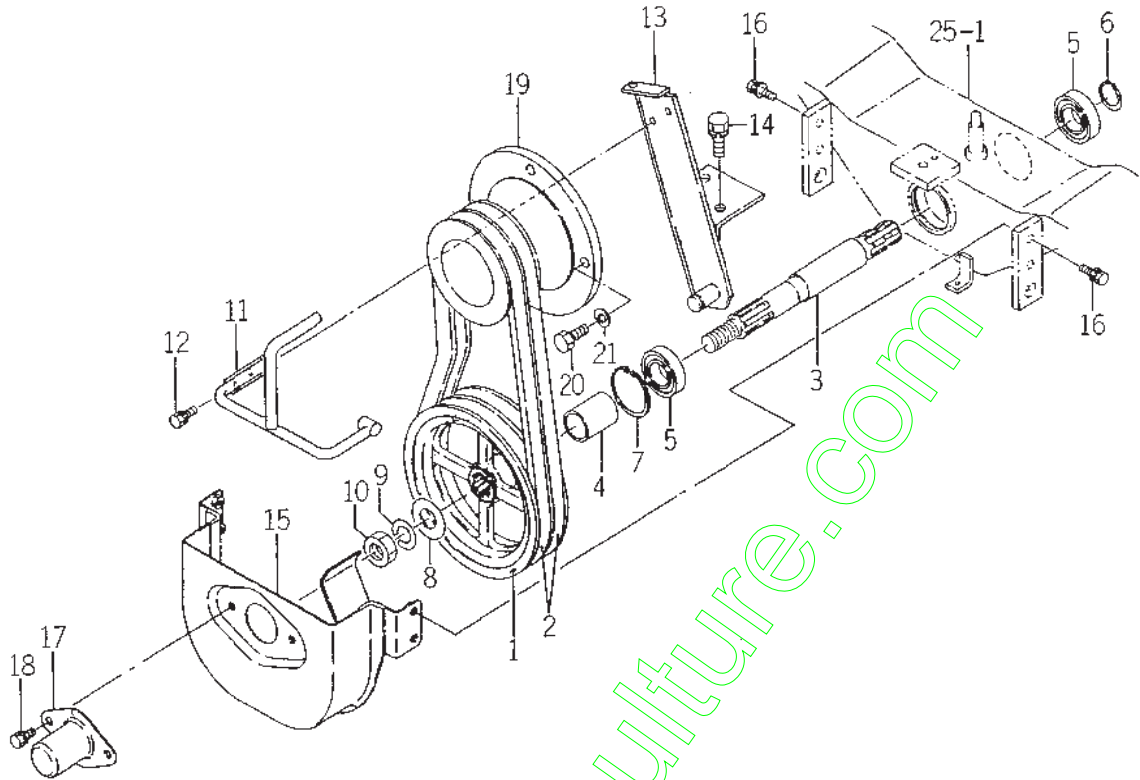
FIG. 19 BRAKE PEDAL AND ARM SYSTEM



1608-312

KEY	PART CODE	DESCRIPTION	QTY	TYPE OF MODEL		I T C	C O L	G R P	REMARKS
				SG173H					
1	1608 - 312 - 200 - 40	ARM/BRAKE COMP	1	*					
2	V760 - 150 - 000 - 00	NIPPLE,GREASE	1	*					
3	V401 - 160 - 006 - 00	WASHER,SP/M 6	1	*					
4	1608 - 312 - 005 - 00	SPRING (HT035)	1	*					
5	1608 - 312 - 210 - 20	ARM (PEDAL)	1	*					
6	1524 - 122 - 001 - 00	PAD	1	*					
7	V211 - 261 - 002 - 50	BOLT (S) M10X25	2	*					
8	1608 - 312 - 002 - 10	ROD (M08X160)	1	*					
9	V411 - 260 - 008 - 00	WASHER,PL/M 8	1	*					
10	V500 - 163 - 001 - 50	PIN,SPLIT/3 X15	1	*					
11	1608 - 312 - 003 - 40	ROD/M08X250	1	*					
12	1444 - 122 - 002 - 00	TURNBUCKLE/M8	1	*					
13	V304 - 260 - 008 - 00	NUT/M 8	1	*					
14	1560 - 132 - 007 - 30	NUT/M8	1	*					
15	1337 - 401 - 006 - 00	SPRING	1	*					
16	1415 - 120 - 006 - 00	SPRING,TENSION/86	1	*					
17	1608 - 312 - 220 - 00	PLATE (BRAKE LOCK)	1	*					
18	1593 - 312 - 056 - 20	SPRING/HT013	1	*					
19	1608 - 312 - 006 - 20	PLATE,LOCK	1	*					
20	V211 - 260 - 802 - 00	BOLT,SEMS (S)	2	*					
21	V411 - 260 - 010 - 00	WASHER/M10	1	*					
22	V500 - 163 - 002 - 00	PIN,SPLIT/3 X20	1	*					
23	1608 - 313 - 200 - 10	PLATE (PARKING) COMP	1	*					
24	3600 - 201 - 013 - 00	GRIP,BRAKE	1	*					
25	V411 - 260 - 010 - 00	WASHER/M10	1	*					

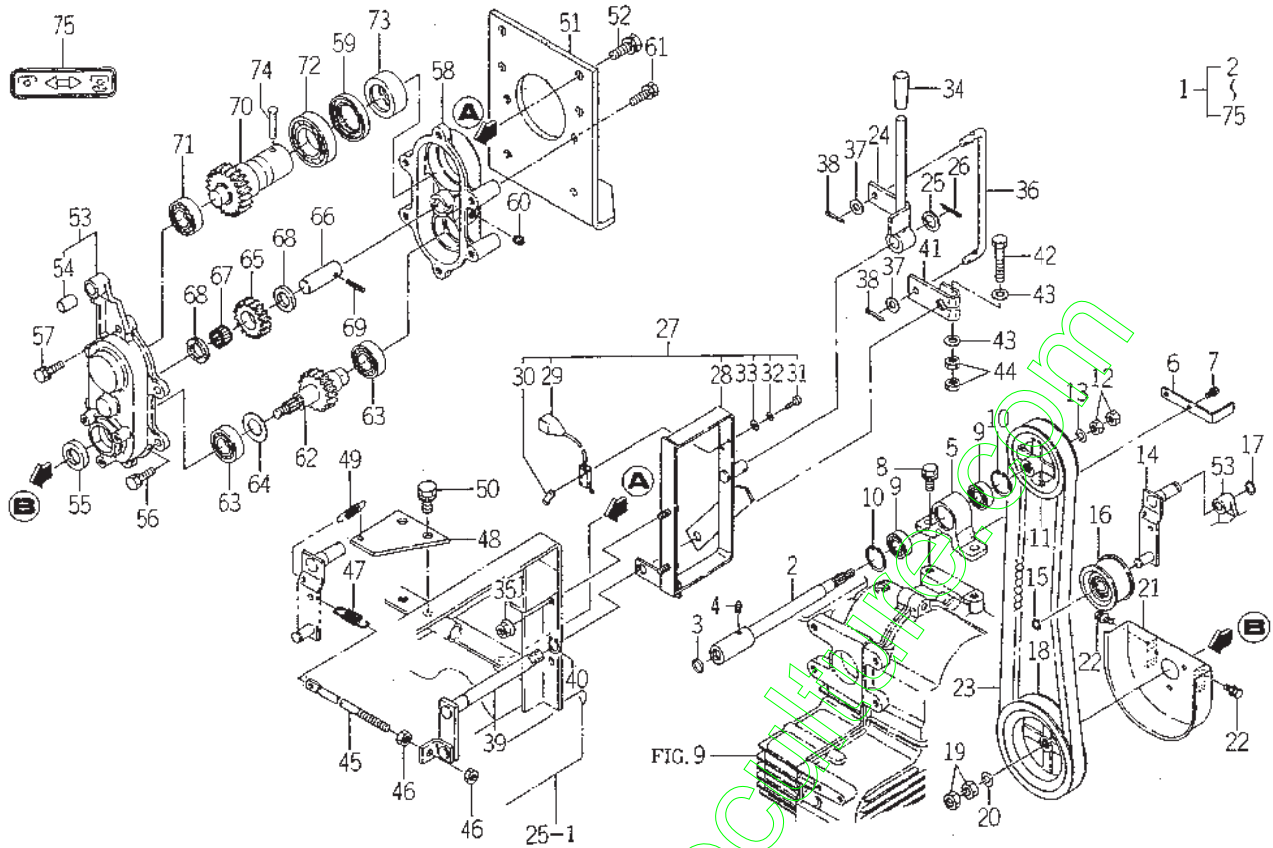
FIG. 22 PTO SHAFT SYSTEM



1553-334D

KEY	PART CODE	DESCRIPTION	QTY	TYPE OF MODEL		I T C	C O L	G R P	REMARKS
				SG173H					
1	1593 - 334 - 056 - 50	PULLY/V2B173	1	*					
2	1593 - 334 - 054 - 30	BELT/VB038	2	*					
3	1593 - 334 - 052 - 00	SHAFT/PTO/MD	1	*					
4	1593 - 334 - 055 - 00	COLLAR/26X32X41	1	*					
5	V600 - 150 - 600 - 50	BEARING, RB / 6005SS	2	*					
6	V704 - 140 - 025 - 00	RING, SNAP / 25 C	1	*					
7	V705 - 140 - 047 - 00	RING, SNAP / 47 C	1	*					
8	3746 - 111 - 011 - 00	WASHER, BRAKE DRUM	1	*					
9	V401 - 160 - 016 - 00	WASHER, SP / M16	1	*					
10	V304 - 460 - 016 - 00	NUT / M16	2	*					
11	1593 - 334 - 300 - 20	BAR / PTO	1	*					
12	V210 - 260 - 601 - 60	BOLT, SEMS (S)	2	*					
13	1593 - 334 - 310 - 20	BRACKET, PTO / F	1	*					
14	V211 - 261 - 002 - 50	BOLT (S) M10X25	2	*					
15	1593 - 335 - 500 - 50	COVER, F / PTO COMP	1	*					
16	V210 - 360 - 601 - 60	BOLT (SP) / M6X16	4	*					
17	1427 - 130 - 260 - 00	CAP, SHAFT (A) COMP	1	*					
18	V210 - 260 - 601 - 20	BOLT, SEMS	2	*					
19	1593 - 335 - 058 - 00	PULLEY, V / 2B105	1	*					
20	V203 - 461 - 002 - 50	BOLT / M10X25	4	*					
21	V401 - 160 - 010 - 00	WASHER, SP / M10	4	*					

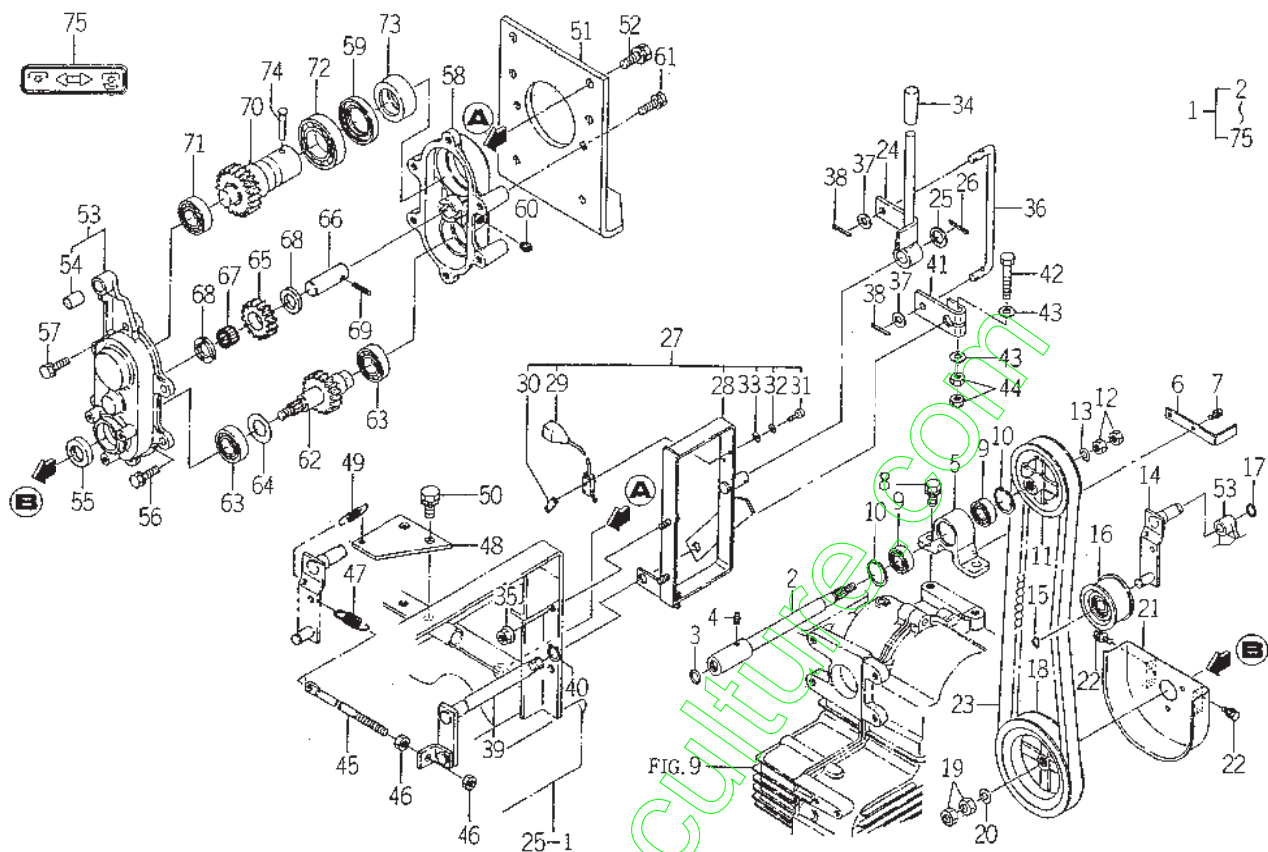
FIG. 23 REAR PTO SYSTEM (OPTION)



1608-341B

KEY	PART CODE	DESCRIPTION	QTY	TYPE OF MODEL		I T C	C O L	G R P	REMARKS
				SG173H					
1	1608 - 341 - 300 - 40	PTO/REAR SET	1	T					
2	1608 - 341 - 210 - 30	SHAFT,JOINT/PTO	1	T					
3	V720 - 102 - 401 - 50	O - RING/P15	1	T					
4	V760 - 150 - 000 - 00	NIPPLE,GREASE	1	T					
5	1608 - 341 - 001 - 20	METAL/PTO	1	T					
6	1608 - 341 - 026 - 00	PLATE (L/16X101)	1	T					
7	V210 - 260 - 601 - 20	BOLT,SEMS	2	T					
8	V211 - 561 - 002 - 00	BOLT/M10X20	2	T					
9	V600 - 150 - 620 - 20	BEARING,FB/6202SS	2	T					
10	V705 - 140 - 035 - 00	RING,CIRCLIP	2	T					
11	1608 - 341 - 003 - 20	PULLEY/VC100	1	T					
12	V334 - 460 - 010 - 00	NUT/M10	2	T					
13	V401 - 160 - 010 - 00	WASHER,SP/M10	1	T					
14	1608 - 341 - 220 - 20	ARM,TENTION COMP	1	T					
15	V704 - 140 - 012 - 00	RING,SNAP/12 C	1	T					
16	3737 - 122 - 001 - 00	PULLEY,TENSION	1	T					
17	V704 - 140 - 015 - 00	RING,SNAP/15 C	1	T					
18	1608 - 341 - 006 - 10	PULLEY (VC135)	1	T					
19	V334 - 460 - 010 - 00	NUT/M10	2	T					
20	V401 - 160 - 010 - 00	WASHER,SP/M10	1	T					
21	1608 - 341 - 330 - 00	COVER (BELT)	1	T					
22	V210 - 360 - 601 - 20	BOLT,SEMS	4	T					
23	1608 - 341 - 008 - 00	BELT/VC - 31	1	T					
24	1608 - 341 - 230 - 20	LEVER (PTO)	1	T					
25	3517 - 205 - 007 - 00	WASHER	1	T					

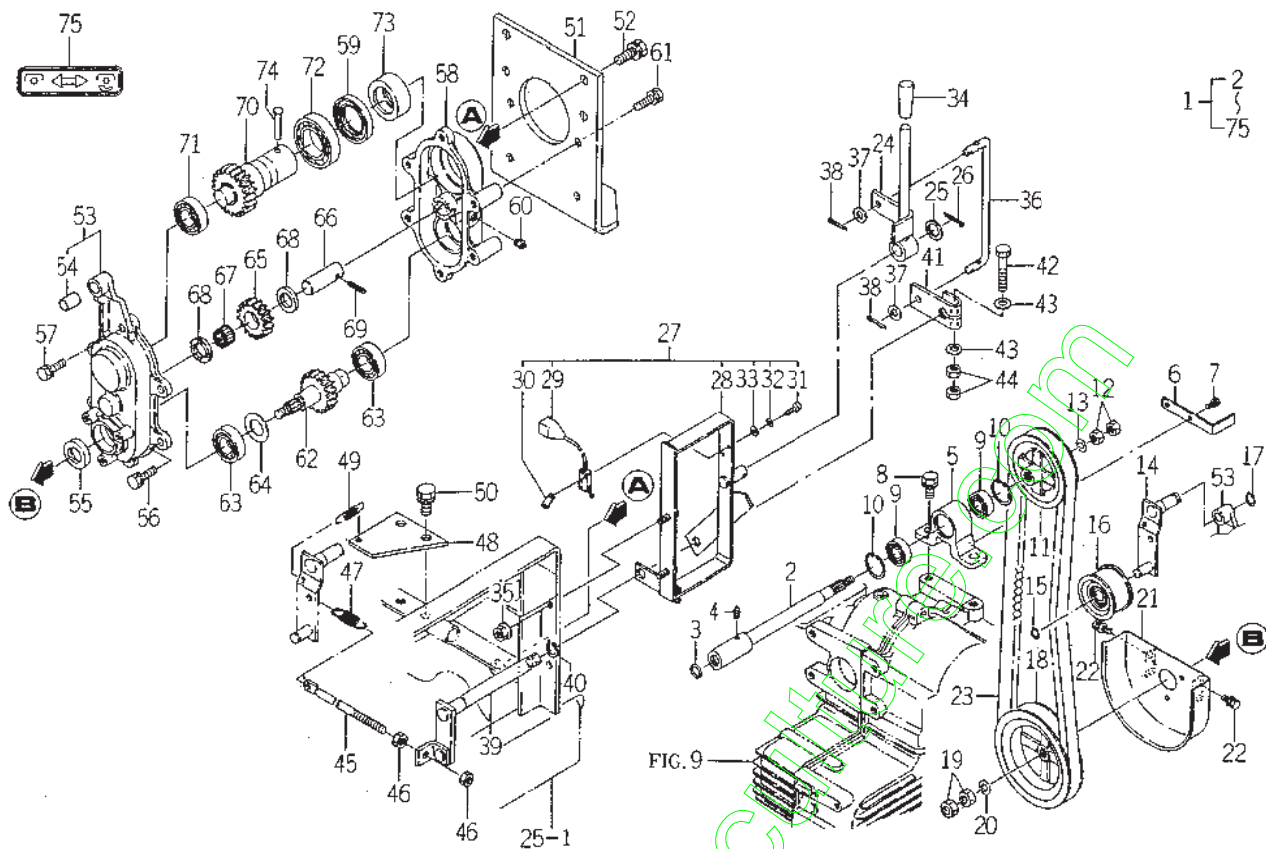
FIG. 23 REAR PTO SYSTEM (OPTION)



1608-541B

KEY	PART CODE	DESCRIPTION	QTY	TYPE OF MODEL		I T C	C O L	G R P	REMARKS
				SG173H					
26	V500 - 163 - 002 - 50	PIN,SPLIT/3 X25	1	T					
27	1608 - 341 - 270 - 00	STAY/LEVER ASSY	1	T					
28	1608 - 341 - 240 - 30	STAY/LEVER COMP	1	T					
29	1593 - 623 - 520 - 00	SWITCH,MERIT	1	T					
30	3664 - 276 - 001 - 00	PLATE 16X13X35	1	T					
31	V111 - 163 - 002 - 00	SCREW M3X20	2	T					
32	V401 - 160 - 003 - 00	WASHER,SP/M 3	2	T					
33	V411 - 260 - 003 - 00	WASHER/M3	2	T					
34	4106 - 105 - 303 - 00	KNOB	1	T					
35	V363 - 260 - 008 - 00	NUT,LOCK/M8	2	T					
36	1608 - 341 - 023 - 00	ROD (REAR PTO)	1	T					
37	V411 - 260 - 008 - 00	WASHER,PL/M 8	2	T					
38	V500 - 162 - 501 - 50	PIN,SPLIT/2.5X15	2	T					
39	1608 - 341 - 260 - 30	SHAFT COMP	1	T					
40	V704 - 140 - 015 - 00	RING,SNAP/15 C	1	T					
41	1608 - 341 - 021 - 10	ARM (40)	1	T					
42	V201 - 260 - 805 - 00	BOLT/M 8X50	1	T					
43	V411 - 260 - 008 - 00	WASHER,PL/M 8	2	T					
44	V304 - 260 - 008 - 00	NUT/M 8	2	T					
45	3728 - 552 - 008 - 00	TRIGGER,TENSION	1	T					
46	V304 - 260 - 008 - 00	NUT/M 8	2	T					
47	1337 - 401 - 006 - 00	SPRING	1	T					
48	1608 - 341 - 025 - 10	PLATE (RETURN)	1	T					
49	1415 - 125 - 021 - 00	SPRING,TENSION/46	1	T					
50	V211 - 561 - 002 - 00	BOLT/M10X20	2	T					

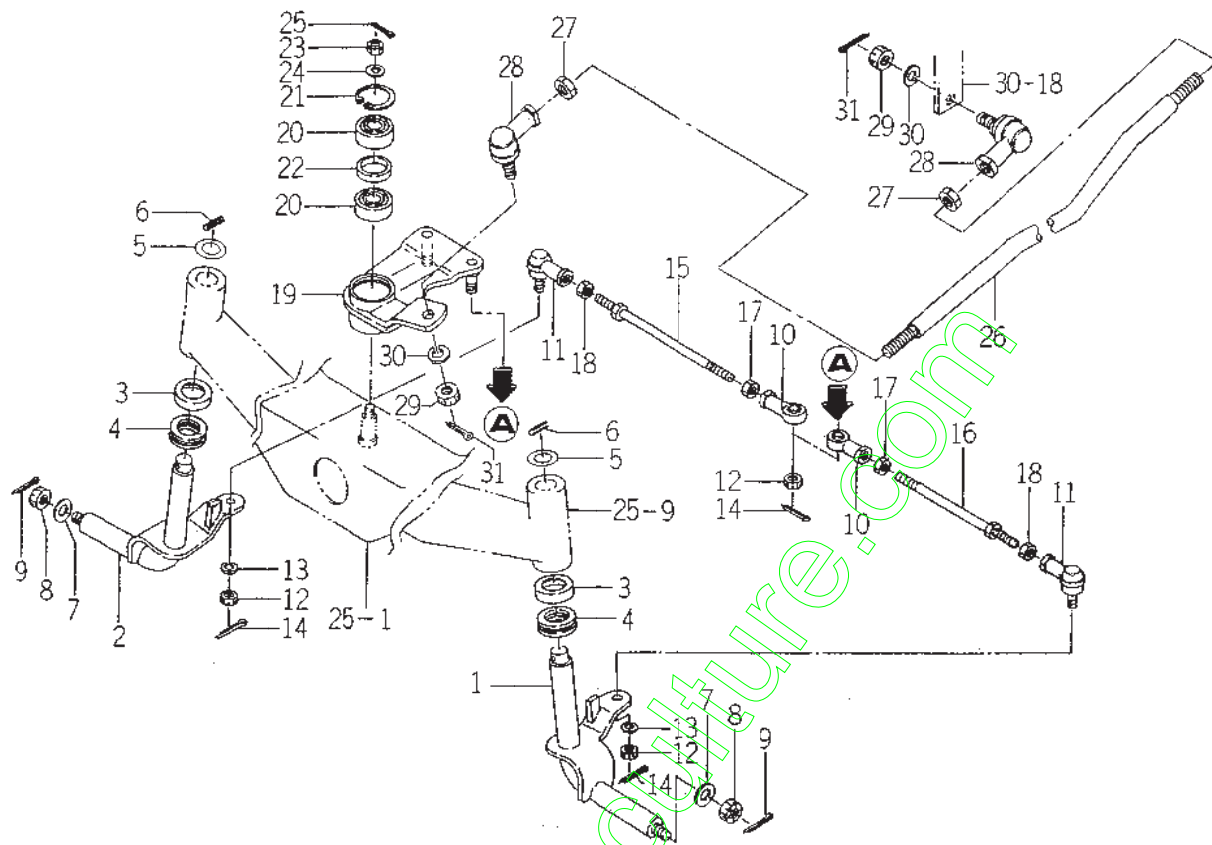
FIG. 23 REAR PTO SYSTEM (OPTION)



1605-341B

KEY	PART CODE	DESCRIPTION	QTY	TYPE OF MODEL		I T C	C O L	G R P	REMARKS
				SG173H					
51	1593-342-001-00	PLATE/170X215	1	T					
52	V211-261-002-50	BOLT (S) M10X25	4	T					
53	1608-341-200-00	CASE (PTO/FRONT)	1	T					
54	1608-341-027-00	BUSH (12X14X20)	1	T					
55	V744-120-350-70	SEAL,OIL/TC20357	1	T					
56	V211-260-802-00	BOLT,SEMS (S)	5	T					
57	V211-260-803-00	BOLT,SEMS	1	T					
58	1608-341-012-00	CASE (PTO/REAR)	1	T					
59	V744-135-550-80	SEAL,OIL/TC35558	1	T					
60	V781-160-000-40	PLUG/SCREW	1	T					
61	V211-260-802-00	BOLT,SEMS (S)	4	T					
62	1608-341-310-30	SHAFT/PTO/INPUT	1	T					
63	V600-110-600-40	BEARING,RB/6004	2	T					
64	1608-341-013-00	COLLAR (21X35X02)	1	T					
65	1608-341-014-10	GEAR (T16)	1	T					
66	1608-341-015-00	PIN (18X52)	1	T					
67	V654-418-221-60	NEEDLE (GAGE)	1	T					
68	1608-341-016-00	COLLAR/18X30X05	2	T					
69	V580-140-502-50	PIN,SPRING/5 X25 W	1	T					
70	1608-341-320-10	SHAFT (PTO) COMP	1	T					
71	V600-110-600-40	BEARING,RB/6004	1	T					
72	V600-110-600-70	BEARING,RB/6007	1	T					
73	1593-341-008-00	RING,PTO	1	T					
74	1593-341-009-00	PIN,PTO	1	T					
75	1593-341-012-10	LABEL/PTO	1	T					

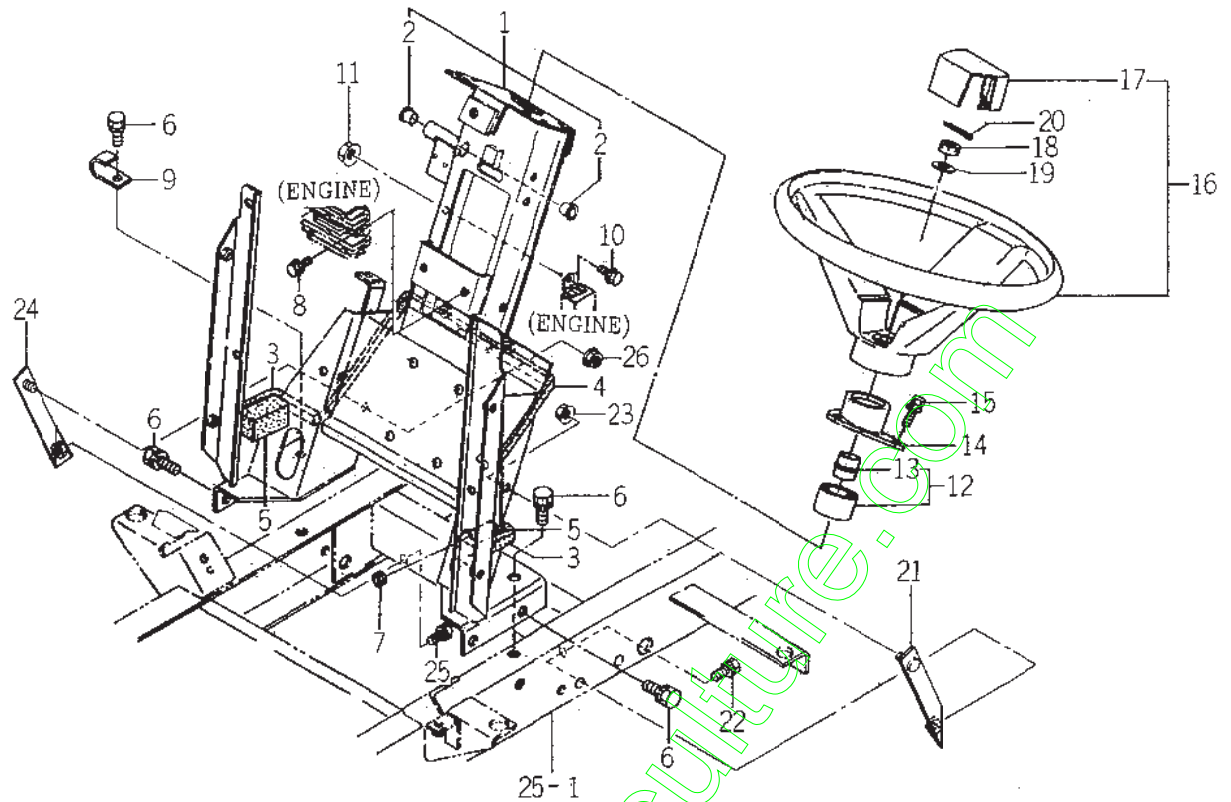
FIG. 26 KNUCKLE ARM SYSTEM



1631-403

KEY	PART CODE	DESCRIPTION	QTY	TYPE OF MODEL		I T C	C O L	G R P	REMARKS
				SG173H					
1	1593 - 403 - 500 - 80	ARM/KNUCKLE/LH COMP	1	*					
2	1593 - 403 - 510 - 80	ARM/KNUCKLE/RH COMP	1	*					
3	1593 - 403 - 004 - 10	COVER/44X10	2	*					
4	1593 - 403 - 009 - 00	THRUST	2	*					
5	V411 - 260 - 018 - 00	WASHER,PL/M18	2	*					
6	V580 - 140 - 503 - 20	PIN,SPRING/5 X32 W	2	*					
7	3621 - 702 - 003 - 00	WASHER,PULLEY	2	*					
8	V328 - 262 - 112 - 00	NUT/M12X1.25	2	*					
9	V500 - 163 - 002 - 50	PIN,SPLIT/3 X25	2	*					
10	1593 - 403 - 003 - 10	JOINT,BALL/LH	2	*					
11	1593 - 403 - 001 - 10	JOINT,BALL/RH	2	*					
12	V328 - 262 - 110 - 00	NUT	4	*					
13	V401 - 160 - 010 - 00	WASHER,SP/M10	2	*					
14	V500 - 162 - 502 - 00	PIN,SPLIT/2.5X20	4	*					
15	1593 - 403 - 052 - 30	ROD/D = 8.90 - 8.94	1	*					
16	1593 - 403 - 056 - 40	ROD/TIE/M10X193	1	*					
17	3625 - 212 - 007 - 00	NUT/M10	2	*					
18	V334 - 260 - 010 - 00	NUT/M10	2	*					
19	1631 - 403 - 200 - 00	ARM/PITMAN COMP	1	*					
20	V600 - 150 - 620 - 30	BEARING,RB/6203SS	2	*					
21	V705 - 140 - 040 - 00	RING,SNAP/40 C	1	*					
22	1593 - 403 - 007 - 20	COLLAR/31X38X06	1	*					
23	V328 - 262 - 110 - 00	NUT	1	*					
24	1376 - 121 - 001 - 00	WASHER/11X22X3	1	*					
25	V500 - 162 - 502 - 00	PIN,SPLIT/2.5X20	1	*					

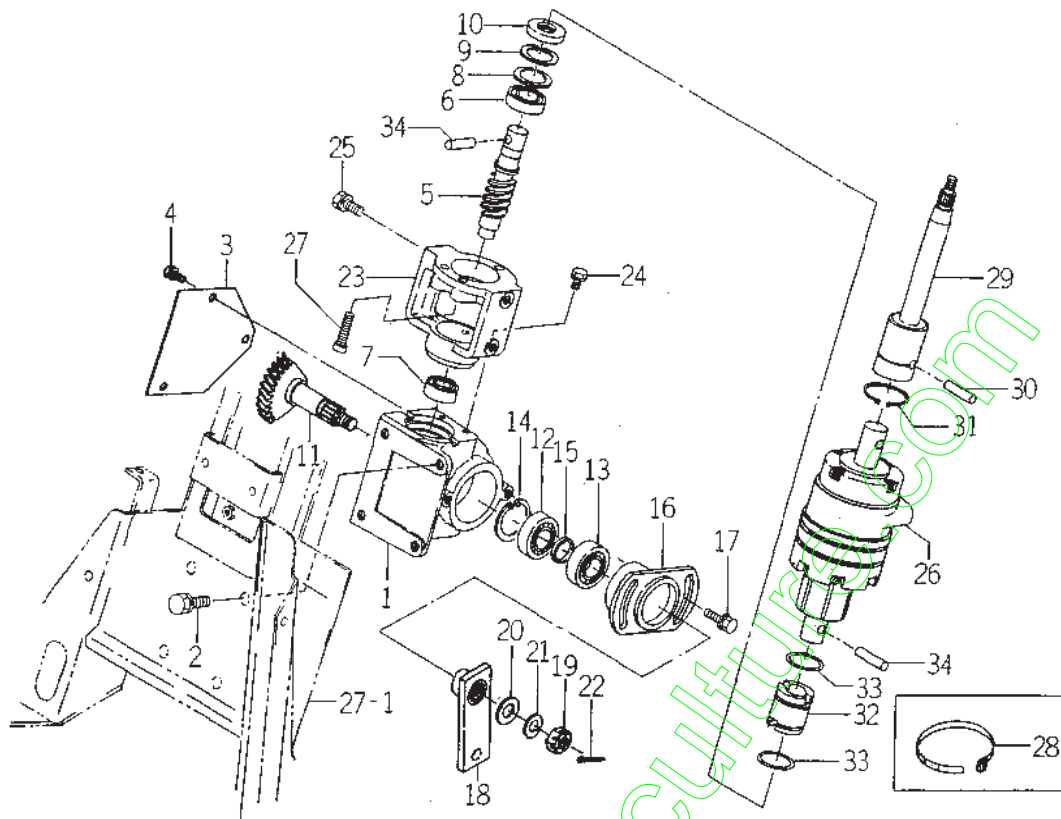
FIG. 27 STEERING WHEEL SYSTEM (U TYPE)



1631-406

KEY	PART CODE	DESCRIPTION	QTY	TYPE OF MODEL		I T C	C O L	G R P	REMARKS
				SG173H					
1	1631 - 406 - 200 - 50	POST/STEERING ASSY	1	*					
2	1564 - 512 - 001 - 00	BUSH/10X12X10	2	*					
3	1593 - 601 - 069 - 00	SEAL/15X20X120	2	*					
4	1593 - 601 - 065 - 10	SEAL/20X15X530	1	*					
5	1593 - 406 - 008 - 00	SEAL/30X30X50	2	*					
6	V211 - 261 - 002 - 50	BOLT (S) M10X25	6	*					
7	1427 - 621 - 012 - 00	GROMMET	1	*					
8	V210 - 360 - 602 - 00	BOLT/SP	2	*					
9	3737 - 172 - 011 - 00	CLAMP,HARNESS	1	*					
10	V211 - 360 - 801 - 60	BOLT,SEMS (SP)	1	*					
11	V363 - 260 - 008 - 00	NUT,LOCK/M8	1	*					
12	1593 - 406 - 250 - 00	COLUMN,STEERING ASSY	1	*					
13	1593 - 406 - 005 - 10	BUSH,COLUMN	1	*					
14	1593 - 406 - 004 - 00	HUB,STEERING COLUMN	1	*					
15	V210 - 360 - 602 - 00	BOLT/SP	3	*					
16	1593 - 406 - 240 - 10	WHEEL,STEERING ASSY	1	*					
17	1593 - 406 - 006 - 00	PAD,STEERING WHEEL	1	*					
18	V328 - 262 - 110 - 00	NUT	1	*					
19	V411 - 260 - 010 - 00	WASHER/M10	1	*					
20	V500 - 162 - 502 - 00	PIN,SPLIT/2.5X20	1	*					
21	1631 - 406 - 220 - 00	PLATE,POST/LH	1	*					
22	V211 - 260 - 802 - 00	BOLT,SEMS (S)	1	*					
23	V363 - 260 - 008 - 00	NUT,LOCK/M8	1	*					
24	1631 - 406 - 230 - 00	PLATE,POST/ RH	1	*					
25	V211 - 260 - 802 - 00	BOLT,SEMS (S)	1	*					

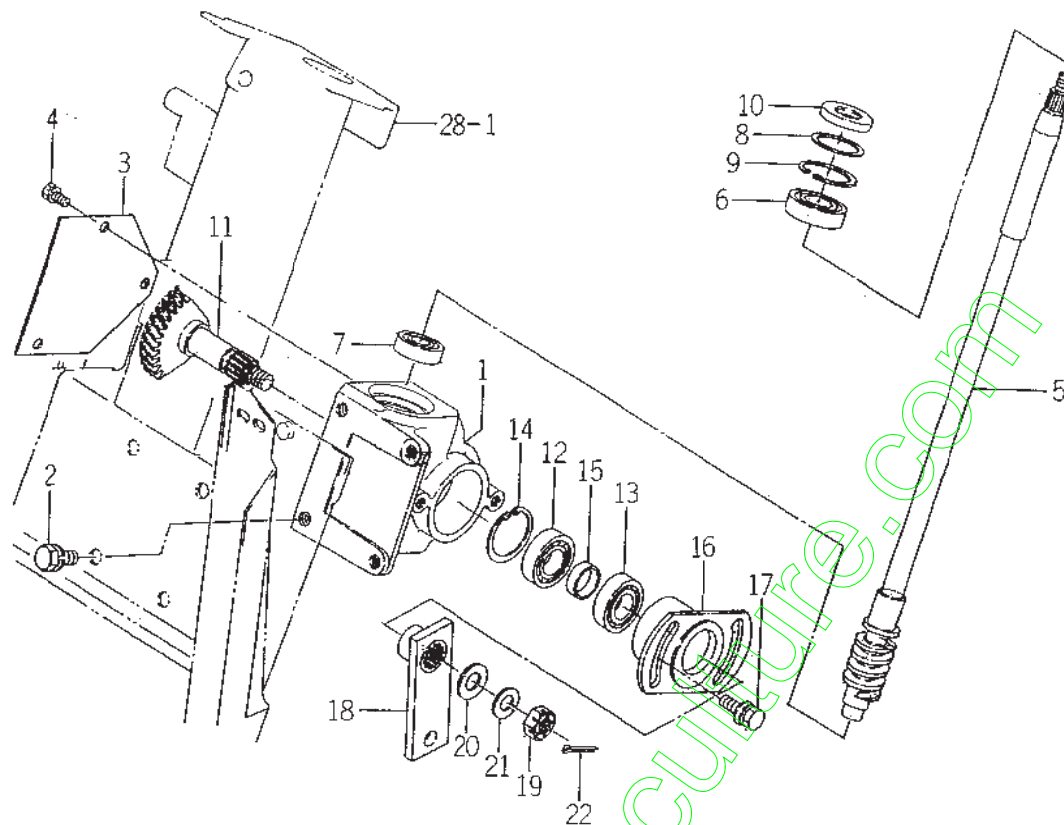
FIG. 29 STEERING SYSTEM (U TYPE)



L631-467

KEY	PART CODE	DESCRIPTION	QTY	TYPE OF MODEL		I T C	C O L	G R P	REMARKS
				SG173H					
1	1631 - 407 - 201 - 10	CASE/STEERING	1	*					
2	V211 - 261 - 002 - 00	BOLT,SEMS	4	*					
3	1593 - 407 - 004 - 40	PLATE,STEERING	1	*					
4	V210 - 260 - 601 - 20	BOLT,SEMS	3	*					
5	1631 - 407 - 202 - 00	WORM/24	1	*					
6	1593 - 407 - 002 - 00	BEARING,RB/7004	1	*					
7	1593 - 407 - 006 - 00	BEARING,RB/7202	1	*					
8	1480 - 207 - 011 - 00	WASHER/31 X42X1	1	*					
9	V705 - 140 - 042 - 00	RING,SNAP/42 C	1	*					
10	V742 - 120 - 420 - 60	SEAL,OIL/VC20426	1	*					
11	1593 - 407 - 510 - 50	GEAR (HELICAL/T72)	1	*					
12	V600 - 110 - 620 - 40	BEARING,RB/6204	1	*					
13	V600 - 140 - 620 - 40	BEARING,RB/6204RS	1	*					
14	V705 - 140 - 047 - 00	RING,SNAP/47 C	1	*					
15	1631 - 407 - 203 - 10	COLLAR/21X25X04	1	*					
16	1631 - 407 - 210 - 10	FLANGE/CONTROL COMP	1	*					
17	V211 - 360 - 802 - 00	BOLT (SP) M8X20	2	*					
18	1593 - 407 - 530 - 40	ARM/DRAG COMP	1	*					
19	V328 - 262 - 112 - 00	NUT/M12X1.25	1	*					
20	V411 - 260 - 012 - 00	WASHER /M12	1	*					
21	V401 - 160 - 012 - 00	WASHER,SP/M12	1	*					
22	V500 - 163 - 002 - 50	PIN,SPLIT/3 X25	1	*					
23	1631 - 407 - 001 - 00	CASE/POWERSTEERING	1	*					
24	V210 - 260 - 601 - 60	BOLT,SEMS (S)	2	*					
25	V211 - 260 - 801 - 60	BOLT,SEMS (S) M8X16	3	*					

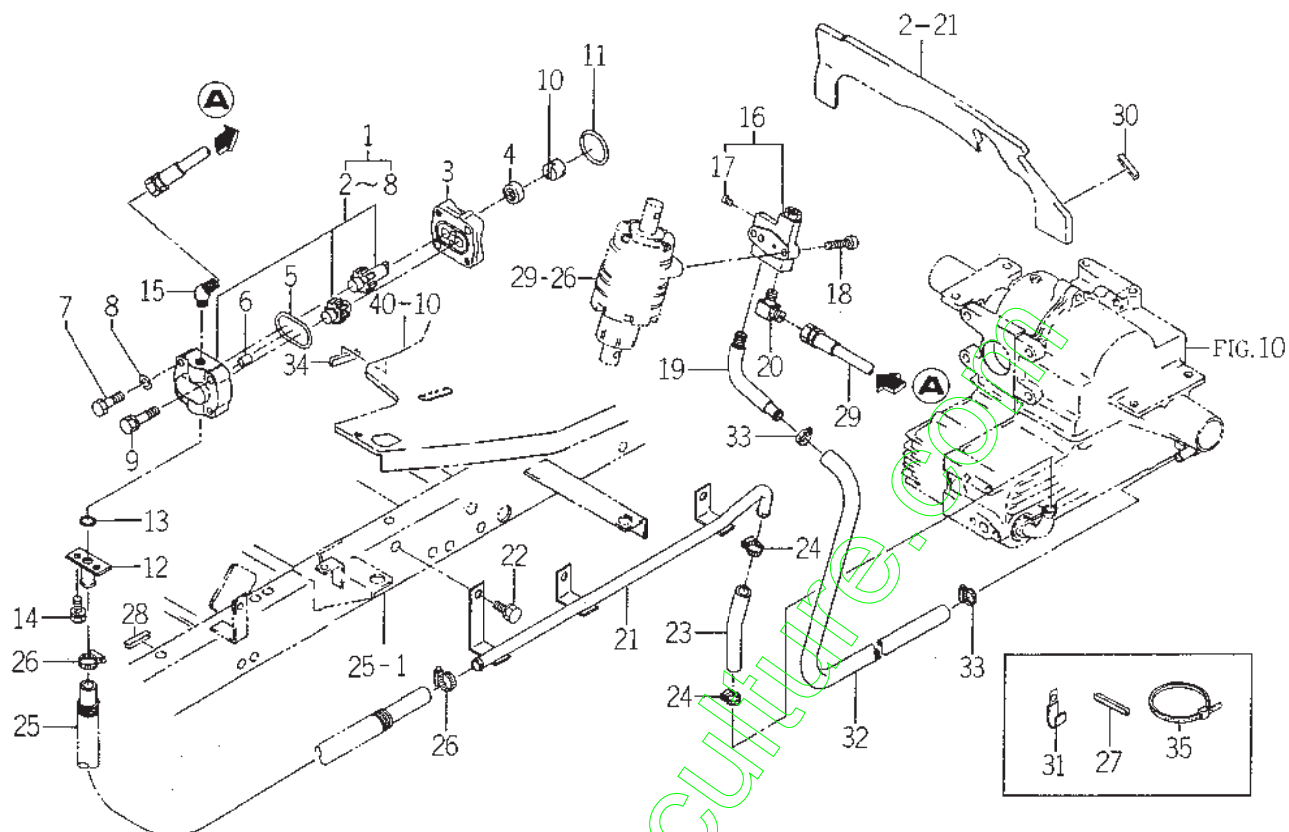
FIG. 30 STEERING SYSTEM (EXCEPT U TYPE)



1593-407A

KEY	PART CODE	DESCRIPTION	QTY	TYPE OF MODEL		I T C	C O L	G R P	REMARKS
				SG173H					
1	1593 - 407 - 051 - 60	CASE/STEERING	1	*					
2	V211 - 261 - 002 - 00	BOLT,SEMS	4	*					
3	1593 - 407 - 004 - 40	PLATE,STEERING	1	*					
4	V210 - 260 - 601 - 20	BOLT,SEMS	3	*					
5	1593 - 407 - 200 - 40	SHAFT,STEERING	1	*					
6	1593 - 407 - 002 - 00	BEARING,RB/7004	1	*					
7	1593 - 407 - 006 - 00	BEARING,RB/7202	1	*					
8	1480 - 207 - 011 - 00	WASHER/31X42X1	1	*					
9	V705 - 140 - 042 - 00	RING,SNAP/42 C	1	*					
10	V742 - 120 - 420 - 60	SEAL,OIL/VC20426	1	*					
11	1593 - 407 - 510 - 50	GEAR (HELICAL/T72)	1	*					
12	V600 - 110 - 600 - 40	BEARING,RB/6004	1	*					
13	V600 - 140 - 600 - 40	BEARING,RB/6004S	1	*					
14	V705 - 140 - 042 - 00	RING,SNAP/42 C	1	*					
15	1593 - 407 - 007 - 20	COLLAR/21X25X08	1	*					
16	1593 - 407 - 520 - 40	FLANGE/CONTROL COMP	1	*					
17	V211 - 360 - 802 - 00	BOLT (SP) M8X20	2	*					
18	1593 - 407 - 530 - 40	ARM/DRAG COMP	1	*					
19	V328 - 262 - 112 - 00	NUT/M12X1.25	1	*					
20	V411 - 260 - 012 - 00	WASHER /M12	1	*					
21	V401 - 160 - 012 - 00	WASHER,SP/M12	1	*					
22	V500 - 163 - 002 - 50	PIN,SPLIT/3 X25	1	*					

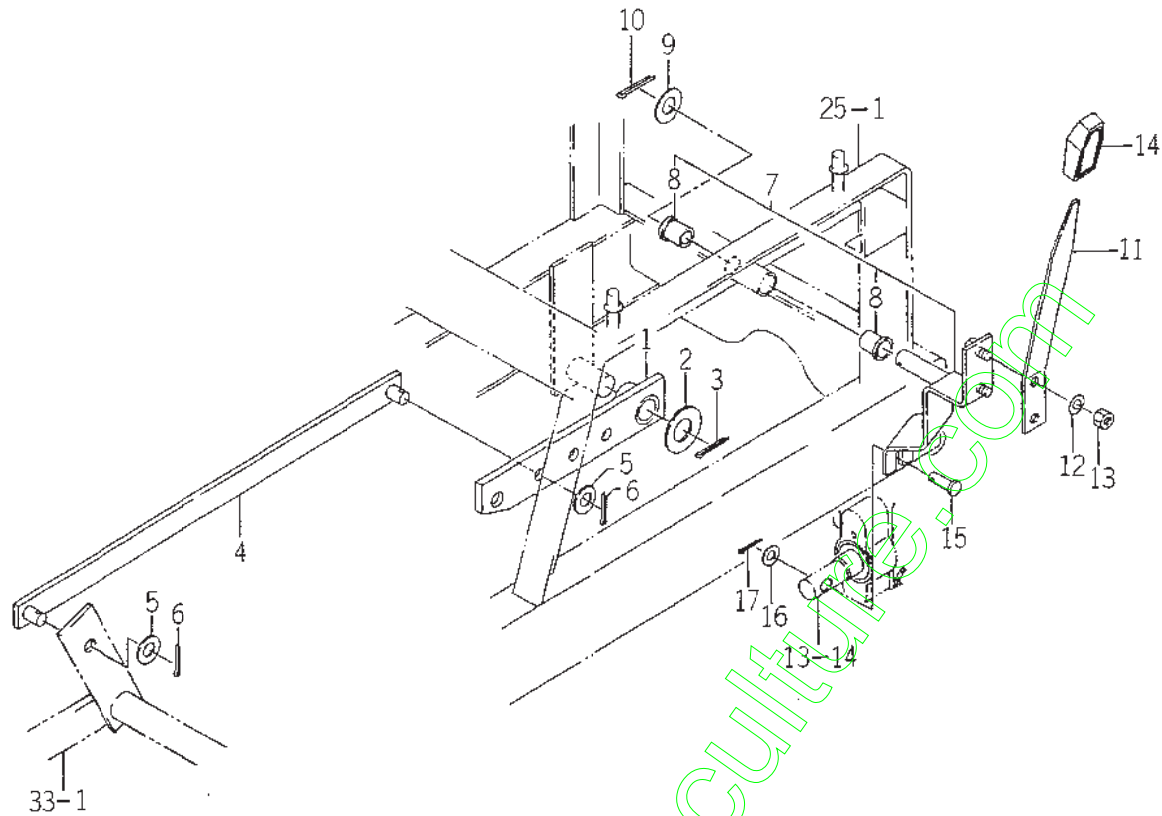
FIG. 31 POWER STEERING SYSTEM (U TYPE)



1631-408

KEY	PART CODE	DESCRIPTION	QTY	TYPE OF MODEL		I T C	C O L	G R P	REMARKS
				SG173H					
1	K130-003-000-00	PUMP/GEAR ASSY	1	*					
2	K130-003-100-00	PUMP/BEAR SET	1	*					
3	K130-003-003-00	COVER/GPF1	1	*					
4	V744-115-250-70	SEAL,OIL/TC15257	1	*					
5	V723-102-005-60	O-RING	1	*					
6	K130-003-004-00	KNOK	2	*					
7	V201-260-804-00	BOLT/M 8X40	2	*					
8	V401-160-008-00	WASHER,SP/M 8	2	*					
9	V211-260-804-00	BOLT,SEMS	2	*					
10	3640-350-006-10	CONNECTOR	1	*					
11	V723-102-004-00	O-RING	1	*					
12	2144-409-210-10	SUCTION,OUT COMP	1	*					
13	V720-102-401-60	O-RING/P16	1	*					
14	V210-260-601-60	BOLT,SEMS (S)	2	*					
15	3631-350-201-10	ADAPTER/45°	1	*					
16	K250-034-000-30	VALVE/RELIEF ASSY	1	*					
17	V780-140-000-2T	PLUG/SCREW/SEAL	1	*					
18	1631-408-003-00	BOLT/5/16X25	2	*					
19	1631-408-001-10	PIPE/RETURN	1	*					
20	3768-185-022-10	ADAPTER (90° /PUMP)	1	*					
21	1631-408-210-00	PIPE/SUCTION COMP	1	*					
22	V211-261-002-00	BOLT,SEMS	1	*					
23	3543-350-001-00	HOSE/14X22X150	1	*					
24	J061-114-024-00	CLAMP/WORM/14-24	2	*					
25	1631-408-002-00	HOSE/14X22X460	1	*					

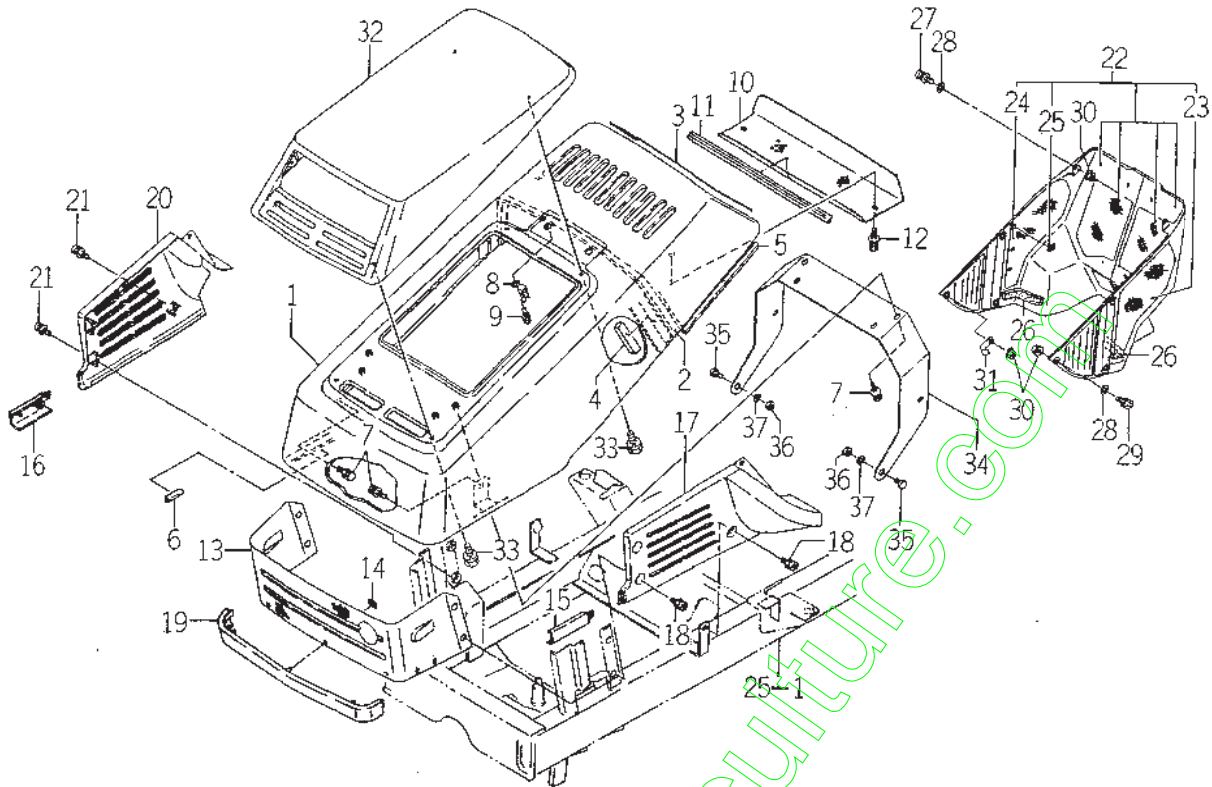
FIG. 35 LIFT CAM SYSTEM



1608-554

KEY	PART CODE	DESCRIPTION	QTY	TYPE OF MODEL		I T C	C O L	G R P	REMARKS
				SG173H					
1	1608 - 554 - 200 - 10	ARM (LIFT)	1	*					
2	V411 - 260 - 020 - 00	WASHER/M20	1	*					
3	V500 - 163 - 003 - 00	PIN,SPLIT/3X30	1	*					
4	1608 - 554 - 210 - 10	PLATE,I/25X486	1	*					
5	V411 - 260 - 012 - 00	WASHER /M12	3	*					
6	V500 - 163 - 002 - 00	PIN,SPLIT/3 X20	2	*					
7	1608 - 554 - 600 - 20	ARM/CONTROL ASSY	1	*					
8	3656 - 221 - 001 - 10	BUSH,15X17X16	2	*					
9	V411 - 260 - 014 - 00	WASHER,PL/M14	1	*					
10	V500 - 163 - 002 - 00	PIN,SPLIT/3 X20	1	*					
11	1608 - 554 - 001 - 00	LEVER (HST LIFT)	1	*					
12	V401 - 160 - 008 - 00	WASHER,SP/M 8	2	*					
13	V304 - 260 - 008 - 00	NUT/M 8	2	*					
14	1432 - 242 - 004 - 00	GRIP,B	1	*					
15	1608 - 554 - 002 - 00	PIN (08X26)	1	*					
15	V411 - 260 - 008 - 00	WASHER,PL/M 8	1	*					
17	V500 - 163 - 001 - 50	PIN,SPLIT/3 X15	1	*					

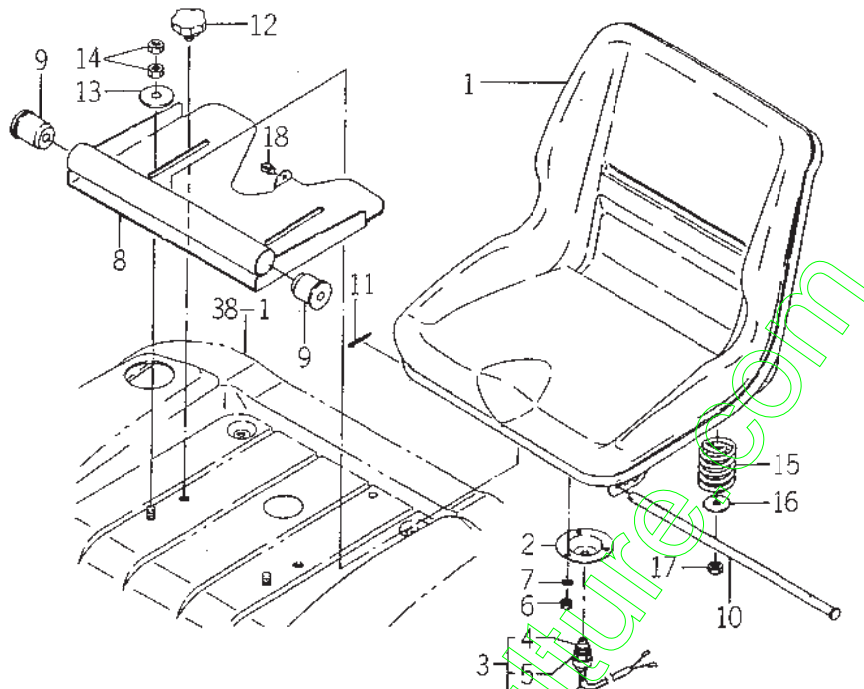
FIG. 37 HOOD SYSTEM



1631-661A

KEY	PART CODE	DESCRIPTION	QTY	TYPE OF MODEL		I T C	C O L	G R P	REMARKS
				SG173H					
1	1631 - 601 - 200 - 10	HOOD/A COMP	1	*			6G		
2	1631 - 601 - 004 - 10	SEAL/20X20X720	1	*					
3	1593 - 601 - 067 - 30	TRIM/1X06X570	1	*					
4	1593 - 601 - 071 - 00	SEAL (20X10X130)	1	*					
5	1593 - 601 - 072 - 00	TRIM/1X6X360	2	*					
6	3661 - 212 - 001 - 00	LINING/50	1	*					
7	V210 - 360 - 601 - 60	BOLT (SP) /M6X16	6	*					
8	3610 - 631 - 002 - 00	HANGER,SUPPORT	2	*					
9	V211 - 260 - 801 - 20	BOLT,SEMS (S) M8X12	2	*					
10	1593 - 601 - 009 - 00	NET/100X388	1	*					
11	1593 - 601 - 072 - 00	TRIM/1X6X360	2	*					
12	4301 - 210 - 002 - 00	BOLT (S/N6X16)	2	*					
13	1631 - 601 - 001 - 10	COVER/FRONT/MESH	1	*			7F		
14	V350 - 160 - 006 - 00	NUT,SPEED/P6	5	*					
15	1631 - 601 - 005 - 00	COVER/SIDE/LH	1	*					
16	1631 - 601 - 006 - 00	COVER/SIDE/RH	1	*					
17	1593 - 601 - 011 - 00	COVER/FRONT/LH	1	*					
18	V120 - 366 - 001 - 60	SCREW	3	*					
19	1593 - 601 - 012 - 00	COVER/FRONT/C	1	*					
20	1593 - 601 - 013 - 00	COVER/FRONT/RH	1	*					
21	V120 - 366 - 001 - 60	SCREW	3	*					
22	1593 - 601 - 300 - 00	COVER/LOWER ASSY	1	*					
23	1593 - 601 - 524 - 10	NET,LOWER COVER/LH	1	*					
24	1593 - 601 - 525 - 10	NET,LOWER COVER/RH	1	*					
25	V350 - 160 - 004 - 00	NUT,SPEED/P4	33	*					

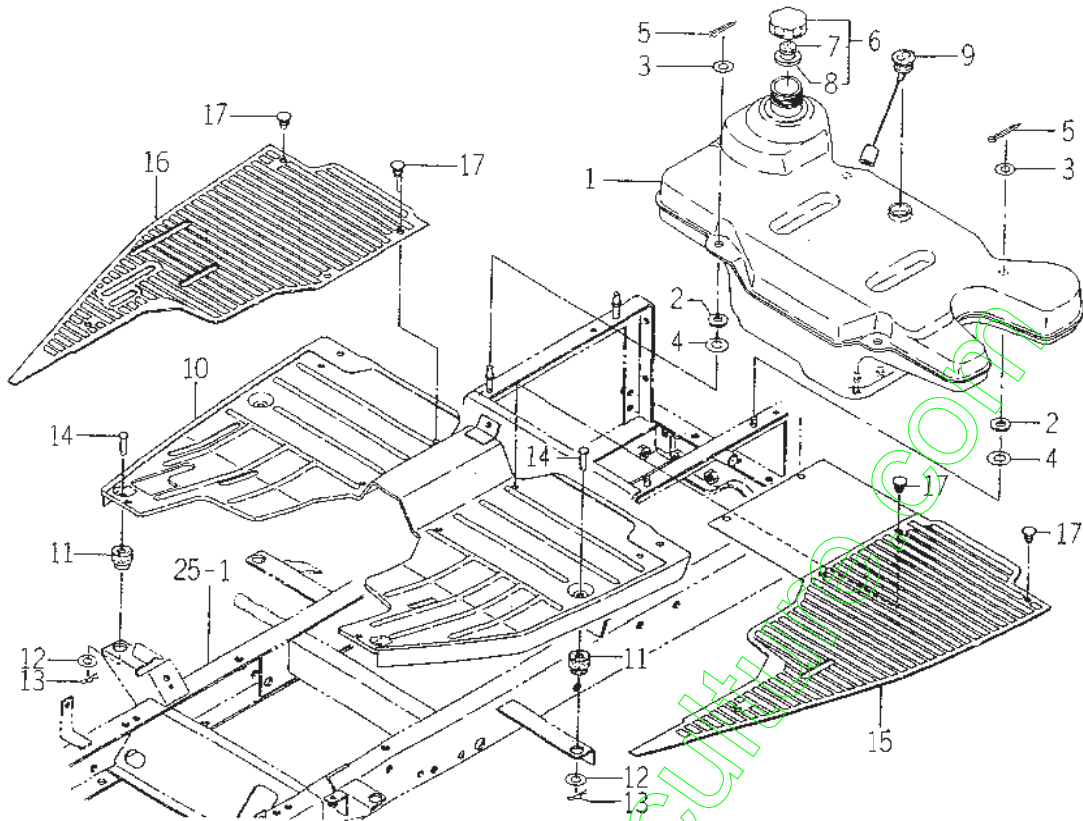
FIG. 39 SEAT SYSTEM



1691-611A

KEY	PART CODE	DESCRIPTION	QTY	TYPE OF MODEL		I T C	C O L	G R P	REMARKS
				SG173H					
1	1631 - 611 - 210 - 20	SEAT ASSY	1	*					
2	1593 - 611 - 011 - 20	HOLDER/SWITCH	1	*					
3	1593 - 623 - 280 - 00	SEATSWITCH ASSY	1	*					
4	1593 - 623 - 272 - 00	BOOT	1	*					
5	1593 - 623 - 273 - 00	NUT	1	*					
6	V301 - 260 - 006 - 00	NUT/M 6	3	*					
7	V401 - 160 - 006 - 00	WASHER,SP/M 6	3	*					
8	1593 - 611 - 200 - 50	STAY/SEAT COMP	1	*			6G		
9	1488 - 611 - 001 - 00	RUBBER,CUSHION (A)	2	*					
10	1593 - 611 - 013 - 00	PIN/10X382	1	*					
11	V500 - 163 - 002 - 00	PIN,SPLIT/3 X20	1	*					
12	1593 - 611 - 058 - 00	BOLT,KMOB	2	*					
13	1593 - 611 - 001 - 00	WASHER/11X35X02	2	*					
14	V305 - 260 - 010 - 00	NUT/M10	4	*					
15	1593 - 611 - 014 - 00	SPRING/D = 6	2	*					
16	1376 - 606 - 005 - 00	WASHER/9X32X2	2	*					
17	2144 - 117 - 002 - 00	NUT/M8	2	*					
18	1444 - 621 - 008 - 00	CLAMP	1	*					

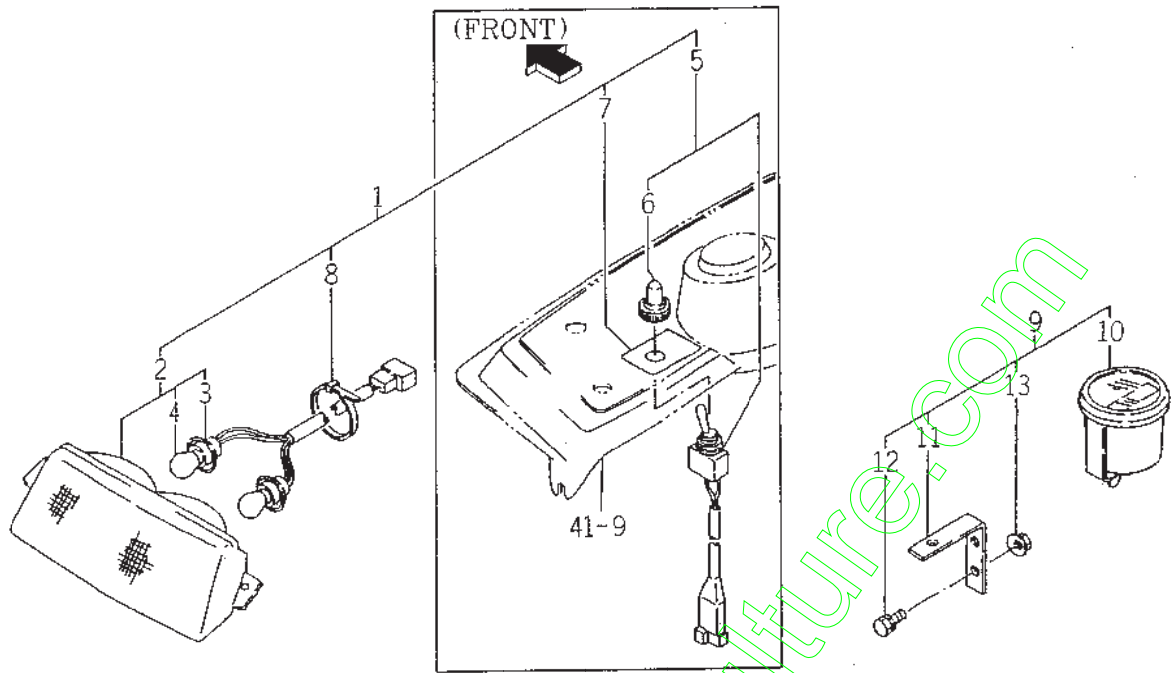
FIG. 40 FUEL TANK AND STEP SYSTEM



1631-612

KEY	PART CODE	DESCRIPTION	QTY	TYPE OF MODEL		I T C	C O L	G R P	REMARKS
				SG173H					
1	1631-612-001-10	TANK/FUEL	1	*					
2	1593-612-005-00	INSULATOR/10X30X03	4	*					
3	V411-260-008-00	WASHER,PL/M 8	4	*					
4	3560-201-015-00	WASHER,BINDING SHAFT	4	*					
5	V500-162-501-50	PIN,SPLIT/2.5X15	4	*					
6	1593-612-220-10	CAP,TANK	1	*					
7	2706-501-003-00	BREATHER,TANK CAP	1	*					
8	2706-501-004-00	GASKET	1	*					
9	1593-612-230-00	GAUGE,FUEL	1	*					
10	1608-616-200-20	STER COMP	1	*			6G		
11	1593-616-004-20	GROMMET/10X30X5	4	*					
12	V411-260-008-00	WASHER,PL/M 8	4	*					
13	3908-170-020-00	PIN,SNAP/8	4	*					
14	1593-606-006-10	PIN/8X36	4	*					
15	1608-616-001-10	MAT (LH)	1	*					
16	1608-616-002-20	MAT/RH	1	*					
17	1527-604-002-00	CLIP (B)	8	*					

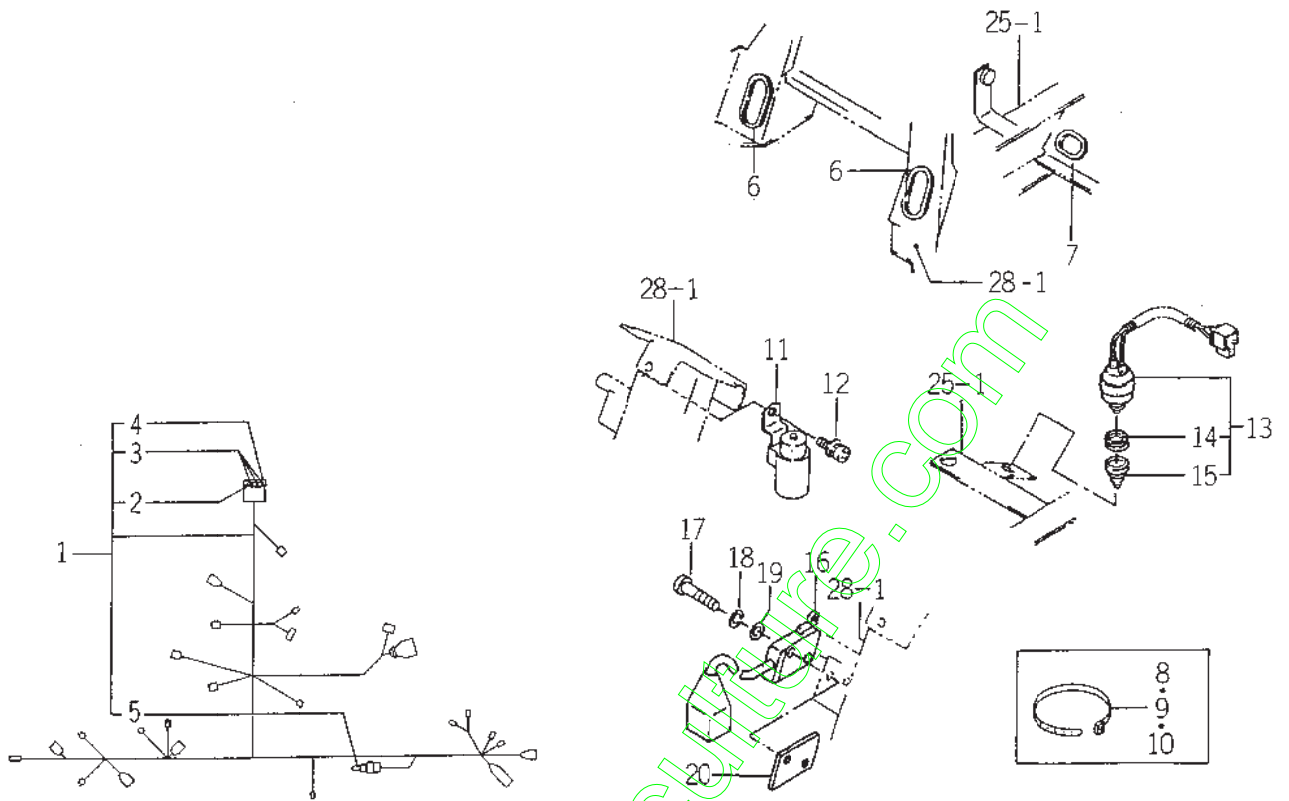
FIG. 42 HEAD LAMP AND HOUR METER SET (OPTION)



1593-622D

KEY	PART CODE	DESCRIPTION	QTY	TYPE OF MODEL		I T C	C O L	G R P	REMARKS
				SG173H					
1	1593 - 622 - 280 - 00	LAMP/HEAD SET	1	T					
2	1593 - 622 - 250 - 00	LAMP,HEAD ASSY	1	T					
3	1593 - 622 - 240 - 00	LEAD	1	T					
4	1564 - 654 - 213 - 00	BULB,LAMP/12V21W	2	T					
5	1593 - 622 - 270 - 00	SWITCH,HEAD LAMP	1	T					
6	3631 - 270 - 003 - 00	COVER/SWITCH	1	T					
7	1593 - 622 - 004 - 00	LABEL/SW/HEAD LAMP	1	T					
8	3737 - 172 - 010 - 00	BAND,HARNES	3	T					
9	1593 - 630 - 230 - 00	METER/HOUR SET	1	T					
10	1593 - 630 - 210 - 00	METER,HOUR ASSY	1	T					
11	1593 - 630 - 211 - 00	PLATE/L/15X55	1	T					
12	V210 - 260 - 601 - 60	BOLT,SEMS (S)	2	T					
13	V360 - 260 - 006 - 00	NUT/M6	2	T					

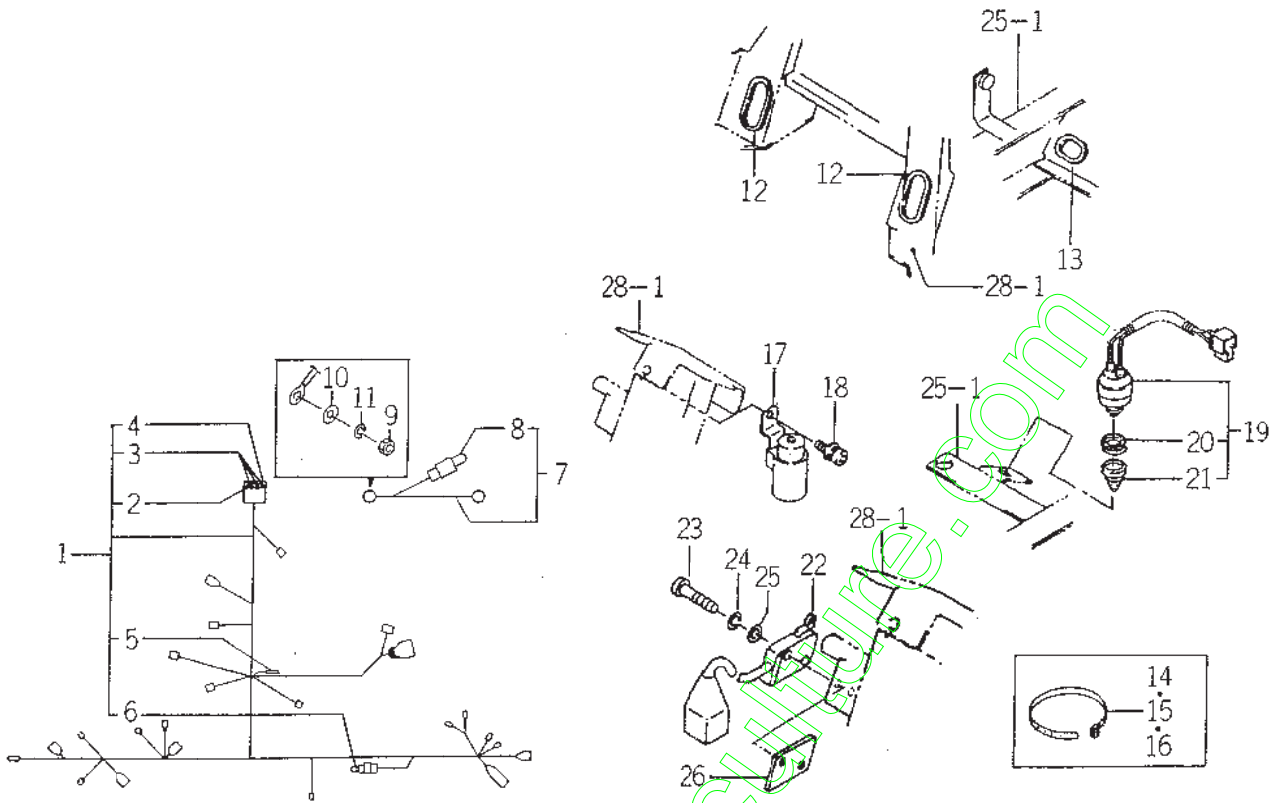
FIG. 43 HARNESS SYSTEM (EXCEPT S TYPE)



1608-623D

KEY	PART CODE	DESCRIPTION	QTY	TYPE OF MODEL		I T C	C O L	G R P	REMARKS
				SG173H					
1	1608 - 623 - 200 - 00	HARNESS/MAIN ASSY	1	*					
2	1575 - 623 - 009 - 00	FUSE/32V03A	1	*					
3	1575 - 623 - 010 - 00	FUSE/32V10A	3	*					
4	1593 - 623 - 503 - 00	CAP,FUSE BOX	1	*					
5	1593 - 623 - 504 - 00	SHORT COUPLER,/REAR/P	1	*					
6	1593 - 623 - 002 - 00	GROMMET/150	2	*					
7	1593 - 623 - 001 - 00	GROMMET	1	*					
8	1593 - 623 - 003 - 00	BAND	2	*					
9	3737 - 172 - 010 - 00	BAND,HARNESS	15	*					
10	3746 - 185 - 014 - 00	BAND,HOSE	2	*					
11	1581 - 621 - 290 - 00	RELAY/4P	1	*					
12	V120 - 366 - 001 - 60	SCREW	1	*					
13	1560 - 664 - 250 - 00	SWITCH/PUSH SET	1	*					
14	1560 - 664 - 252 - 00	NUT	1	*					
15	1560 - 664 - 253 - 00	BOOT	1	*					
16	1593 - 623 - 520 - 00	SWITCH,MERIT	1	*					
17	V111 - 163 - 002 - 00	SCREW M3X20	2	*					
18	V401 - 160 - 003 - 00	WASHER,SP/M 3	2	*					
19	V411 - 260 - 003 - 00	WASHER/M3	2	*					
20	3664 - 276 - 001 - 00	PLATE/IRX13X35	1	*					

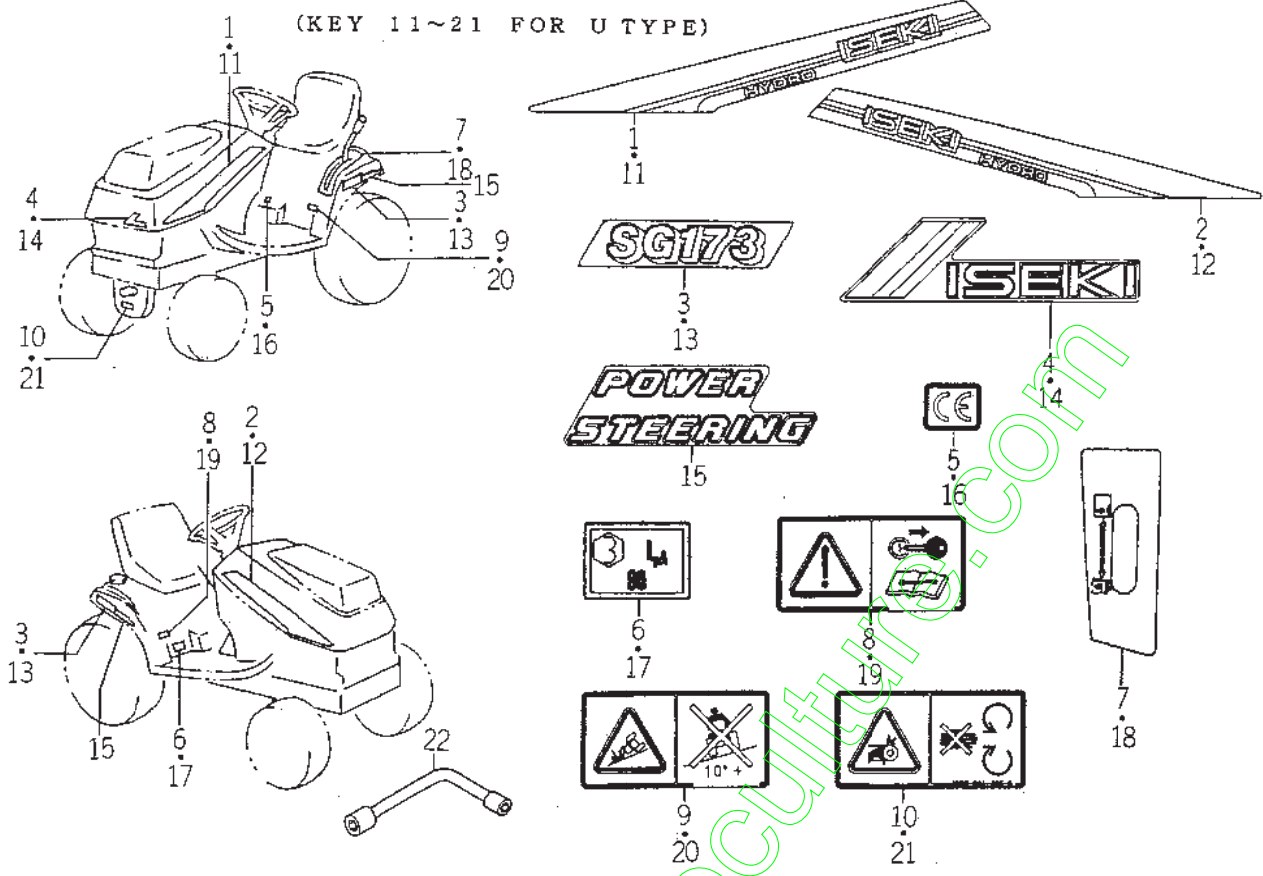
FIG. 44 HARNESS SYSTEM (S TYPE)



1668-623C

KEY	PART CODE	DESCRIPTION	QTY	TYPE OF MODEL		I T C	C O L	G R P	REMARKS
				SG173H					
1	1608 - 623 - 210 - 00	HARNESS/MAIN/S ASSY	1	*					
2	1575 - 623 - 009 - 00	FUSE/32V03A	1	*					
3	1575 - 623 - 010 - 00	FUSE/32V10A	3	*					
4	1593 - 623 - 503 - 00	CAP,FUSE BOX	1	*					
5	3650 - 262 - 202 - 00	DIODE/3.0A	1	*					
6	1593 - 623 - 504 - 00	SHORT COUPLER/REAR/P	1	*					
7	1593 - 623 - 610 - 00	HARNESS/GENERATOR	1	*					
8	3650 - 261 - 261 - 00	LINK,FUSIBLE	1	*					
9	V301 - 260 - 006 - 00	NUT/M6	1	*					
10	V411 - 260 - 006 - 00	WASHER / M6	1	*					
11	V401 - 160 - 006 - 00	WASHER,SP/M 6	1	*					
12	1593 - 623 - 002 - 00	GROMMET/150	2	*					
13	1593 - 623 - 001 - 00	GROMMET	1	*					
14	1593 - 623 - 003 - 00	BAND	3	*					
15	3737 - 172 - 010 - 00	BAND,HARNESS	15	*					
16	3746 - 185 - 014 - 00	BAND,HOSE	3	*					
17	1581 - 621 - 290 - 00	RELAY/4P	1	*					
18	V120 - 366 - 001 - 60	SCREW	1	*					
19	1560 - 664 - 250 - 00	SWITCH/PUSH SET	1	*					
20	1560 - 664 - 252 - 00	NUT	1	*					
21	1560 - 664 - 253 - 00	BOOT	1	*					
22	1593 - 623 - 520 - 00	SWITCH,MERIT	1	*					
23	V111 - 163 - 002 - 00	SCREW M3X20	2	*					
24	V401 - 160 - 003 - 00	WASHER,SP/M 3	2	*					
25	V411 - 260 - 003 - 00	WASHER/M3	2	*					

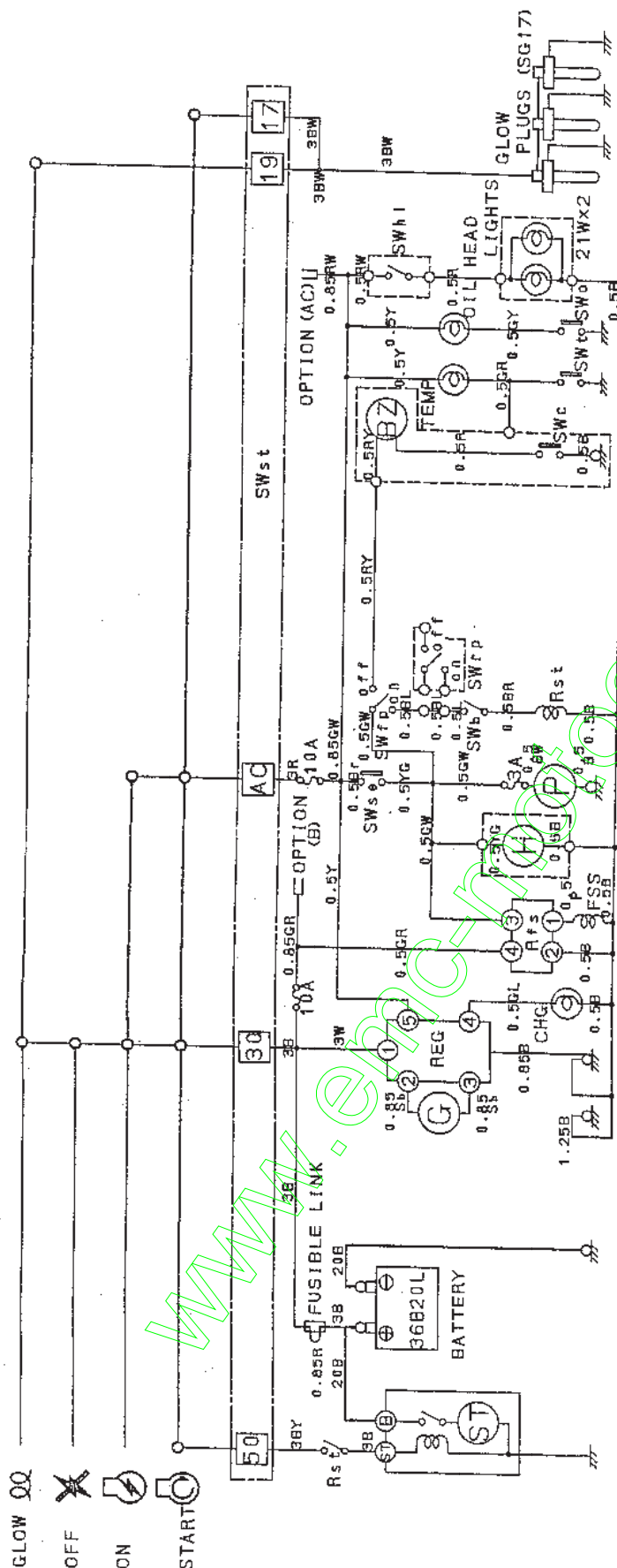
FIG. 45 MARK AND TOOL



1E31-501F

KEY	PART CODE	DESCRIPTION	QTY	TYPE OF MODEL		I T C	C O L	G R P	REMARKS
				SG173H					
1	1631-901-008-00	ORNAMENT/LH	1	*					
2	1631-901-009-00	ORNAMENT/RH	1	*					
3	1631-901-011-00	ORNAMENT/173	2	*					
4	1593-901-019-00	ORNAMENT/F	1	*					
5	2500-901-027-00	LABEL/CE	1	*					
6	1636-901-009-00	LABEL/NOISE/LPA/90	1	*					
7	1608-901-003-10	LABEL (LIFT)	1	*					
8	1593-901-015-00	LABEL/MAINTENANCE	1	*					
9	1636-901-015-00	LABEL/WARNING/SLOPE	1	*					
10	8595-901-006-00	LABEL/WARNING/BELT	1	*					
11	1631-901-008-00	ORNAMENT/LH	1	*					
12	1631-901-009-00	ORNAMENT/RH	1	*					
13	1631-901-011-00	ORNAMENT/173	2	*					
14	1593-901-019-00	ORNAMENT/F	1	*					
15	1631-901-012-00	ORNAMENT/POWER STEER	2	*					
16	2500-901-027-00	LABEL/CE	1	*					
17	1636-901-009-00	LABEL/NOISE/LPA/90	1	*					
18	1608-901-003-10	LABEL (LIFT)	1	*					
19	1593-901-015-00	LABEL/MAINTENANCE	1	*					
20	1636-901-015-00	LABEL/WARNING/SLOPE	1	*					
21	8595-901-006-00	LABEL/WARNING/BELT	1	*					
22	4319-911-001-00	SPANNER/L-TYPE	1	*					

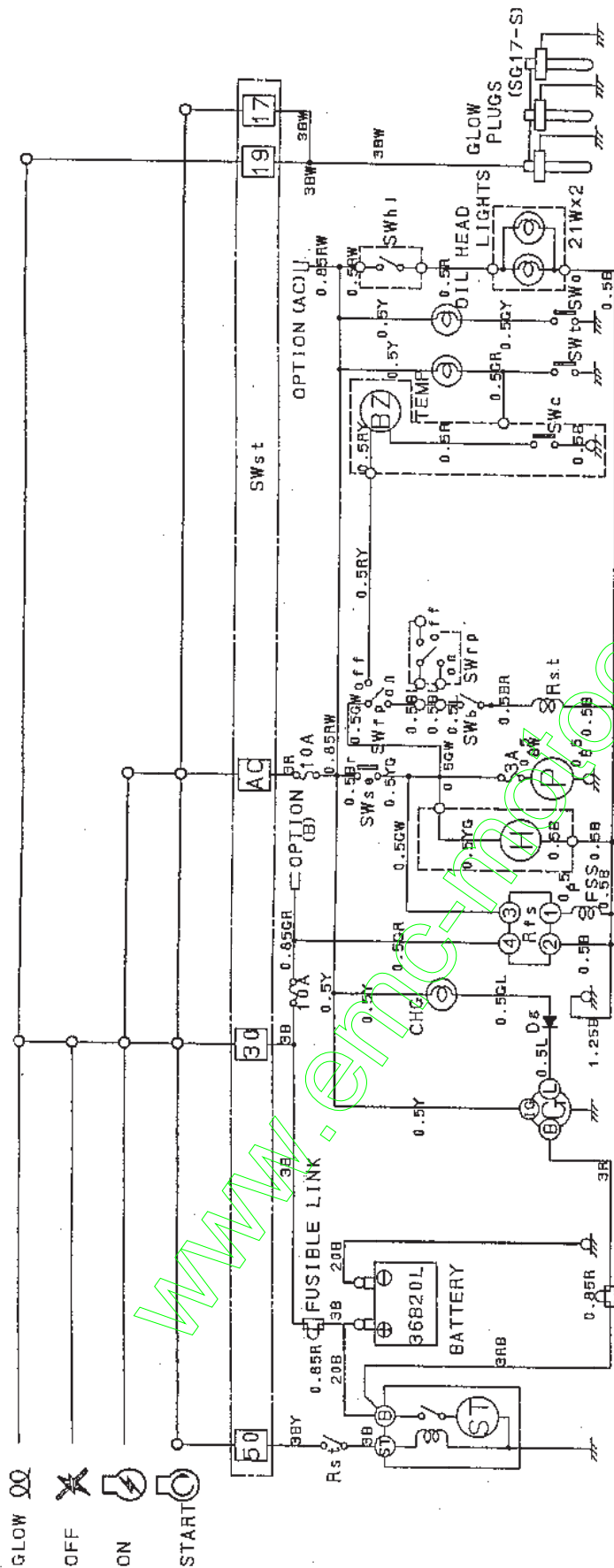
WIRING DIAGRAM / SG173



B	Black	Black and white	G	Green
BW	Black and white	Black and red	GW	Green and red
BR	Black and red	Black and blue	GR	Green and blue
BL	Black and blue	Black and yellow	GL	Green and yellow
BY	Black and yellow	White	P	Pink
W	White	Red and white	Br	Brown
R	Red	Red and yellow	Sb	Skyblue
RW	Red and white	Red and yellow		
RY	Red and yellow	Blue		
L	Blue	Yellow and green		
Y	Yellow			
YG	Yellow and green			

- ST : Starter (0.8kW)
 G : Generator (8.5A)
 H : Hour meter
 P : Pump
 BZ : Buzzer
 Rst : Starter relay
 Rfs : Fuel shut-off relay
 SWse:Seat switch
 SWfp:Front PTO switch
 SWrp:Rear PTO switch
 SWb :Brake switch
 SWc :Collector switch
 SWt :Temperature switch
 SWo :Oil pressure switch
 SWhl:Head lights switch
 FSS :Fuel shut-off solenoid
 CHG :Charge lamp (3.4W)
 TEMP:Temperature lamp (3.4W)
 OIL :Oil pressure lamp (3.4W)
- Switch connection
 SWse:On :Sit on the seat
 SWfp:On :Disengage the front PTO
 SWrp:On :Disengage the rear PTO
 SWb :On :Depress the brake pedal
 SWc :On :Fill the collector with grass
 SWt :On :At the over heated
 SWo :On :At the low oil pressure
 SWhl:On :The lever turns up
- Optional parts

WIRING DIAGRAM / SG173 / S



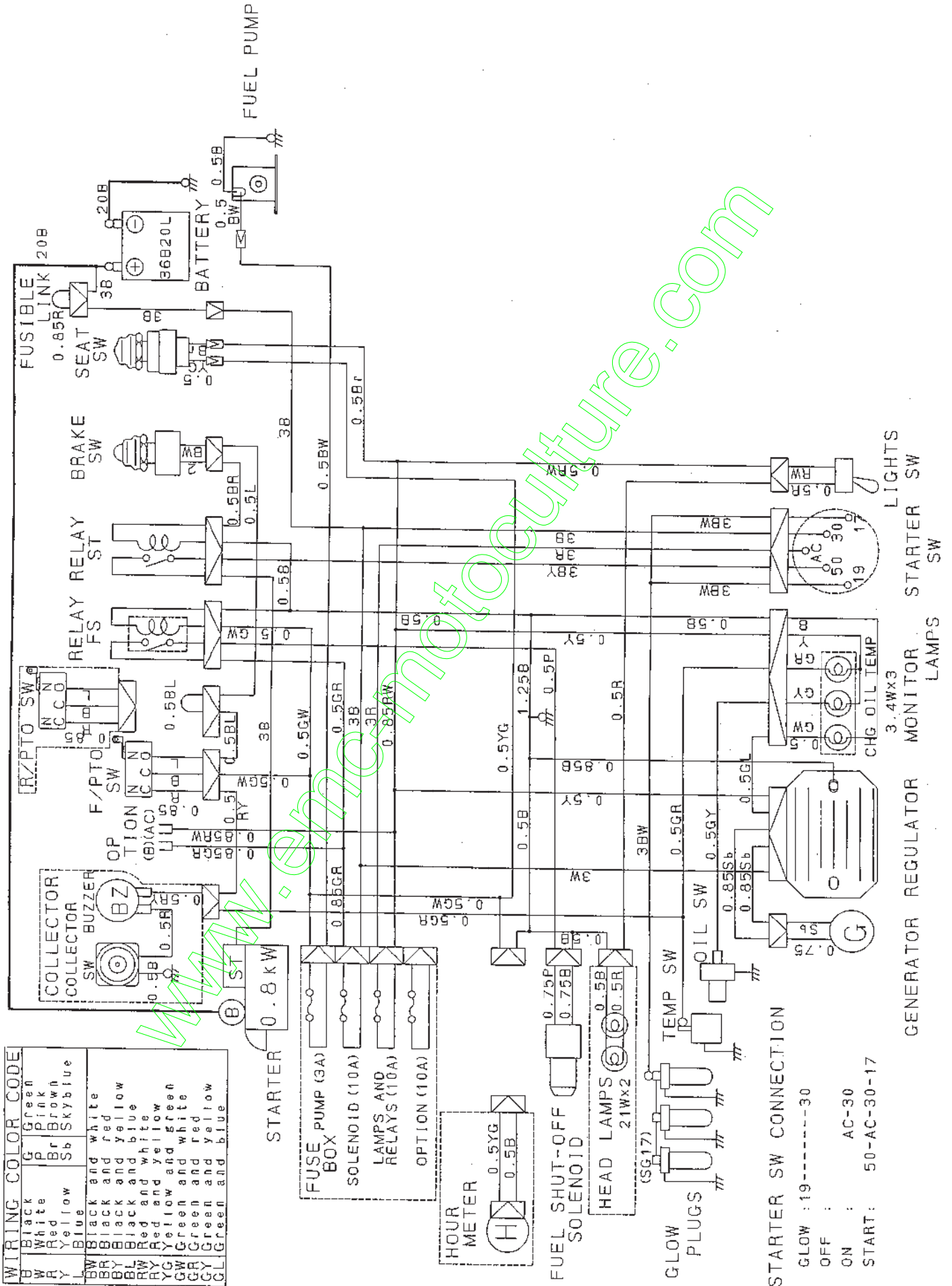
B	Black and white	YG	Yellow and green
BW	Black and red	GW	Green and white
BR	Black and blue	GR	Green and red
BL	Black and yellow	GL	Green and blue
BY	White	P	Pink
W	Red and black	Br	Brown
R	Red and white	Sb	Skyblue
RB	Red and yellow		
RW	Blue		
RY	Yellow		
L			
Y			

Switch connection
 SWse:On :Sit on the seat
 SWfp:On :Disengage the front PTO
 SWrp:On :Disengage the rear PTO
 SWb :On :Depress the brake pedal
 SWc :On :Fill the collector with grass
 SWt :On :At the over heated
 SWo :On :At the low oil pressure
 SWhl:On :The lever turns up

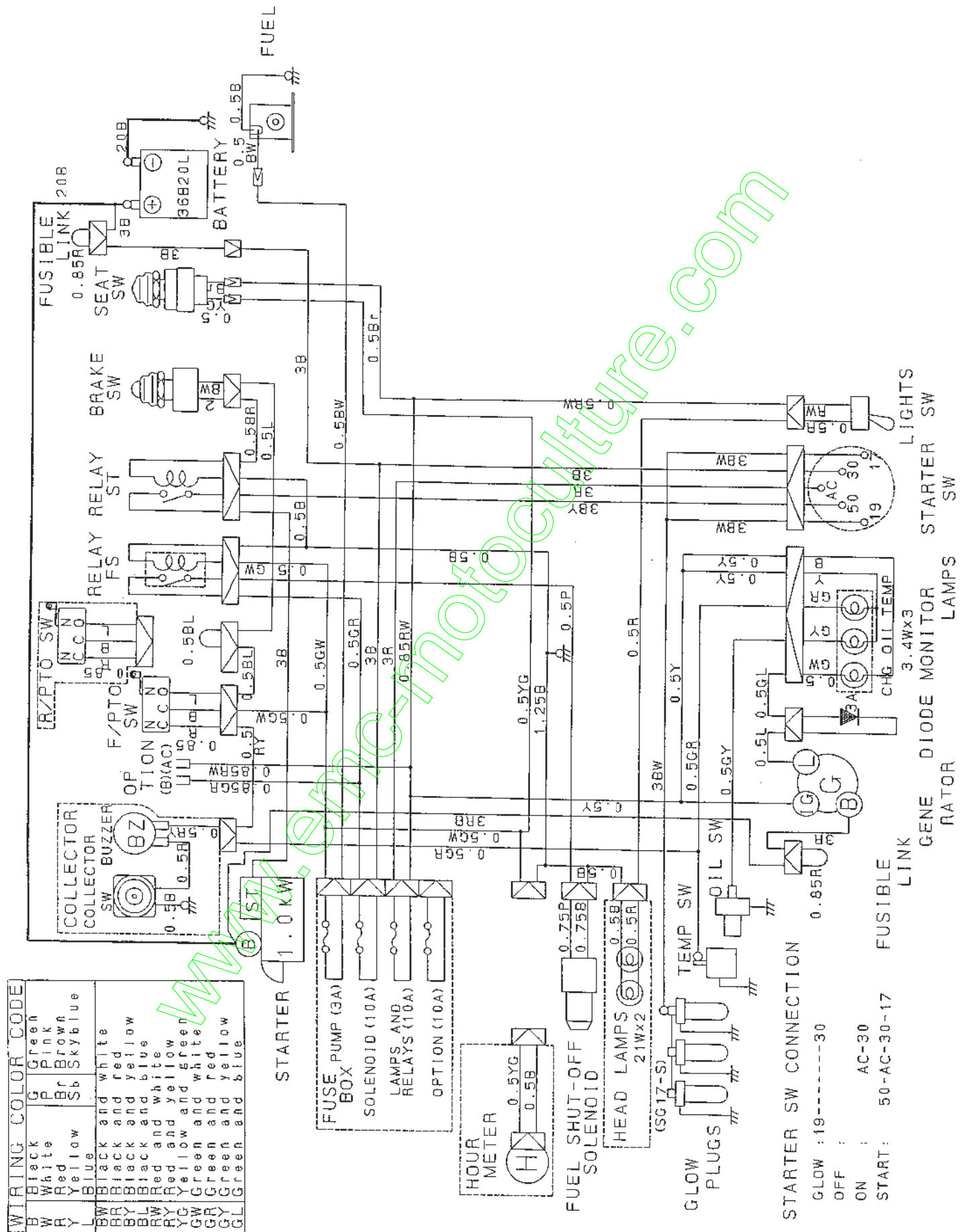
Optional parts

- ST : Starter (1kW)
- G : Generator (30A)
- H : Hour meter
- P : Pump
- BZ : Buzzer
- Rst : Starter relay
- Rfs : Fuel shut-off relay
- SWst:Starter switch
- SWsp:Seat switch
- SWfp:Front PTO switch
- SWrp:Rear PTO switch
- SWb :Brake switch
- SWc :Collector switch
- SWt :Temperature switch
- SWo :Oil pressure switch
- SWhl:Head lights switch
- FSS :Fuel shut-off solenoid
- CHG :Charge lamp (3.4W)
- TEMP:Temperature lamp (3.4W)
- OIL :Oil pressure lamp (3.4W)
- Dg : Diode

REAL WIRING DIAGRAM / SG173



REAL WIRING DIAGRAM / SG173 / S



NUMERICAL INDEX

6003-097-140-0A

PART CODE	FIG. KEY	PART CODE	FIG. KEY	PART CODE	FIG. KEY
J061-210-015-00	17 23	6209-046-001-00	9 16	6211-312-001-20	24 14
J062-062-067-00	21 6	6209-050-001-00	9 33	6211-312-002-20	9 37
J062-076-082-00	21 5	6209-050-002-00	9 34		24 15
V211-560-802-00	3 3	6209-056-001-00	20 7	6211-319-002-00	9 39
	9 14	6209-300-002-00	17 18	6211-321-001-10	9 48
	17 19	6209-360-010-00	21 2	6211-322-003-00	9 49
	17 27	6209-360-028-10	2 6	6211-340-001-30	8 1
	22 4	6209-409-001-00	9 19	6211-342-001-30	8 2
V211-560-802-50	4 3	6209-409-003-00	11 18	6211-361-010-10	7 1
V341-120-008-00	9 20	6209-490-002-00	2 4	6211-510-001-00	5 10
V411-260-006-00	20 35	6209-500-003-00	9 17A	6211-511-003-00	5 11
V600-110-600-20	9 46	6209-580-002-10	20 31	6211-511-004-00	5 12
V600-110-600-40	20 12	6209-587-001-00	13 4	6211-540-001-00	6 1
V600-110-620-30	9 47	6209-605-004-00	1 4	6211-560-001-00	6 3
	20 11	6209-610-001-00	5 3	6211-599-001-10	5 13
V682-200-000-60	1 9	6209-610-002-10	9 4		6 2
V704-140-016-00	11 16	6209-625-001-00	5 14		6 4
V705-140-012-00	9 32		24 10	6211-715-002-00	1 5
V705-140-040-00	9 41	6209-625-002-00	9 5	6211-721-001-00	1 6
V710-140-004-00	9 24		24 12	6211-721-002-00	1 7
	20 21	6209-630-002-10	23 6	6211-751-001-10	2 2
	20 25		24 22	6211-760-003-10	5 29
V720-101-900-80	20 30	6209-740-001-00	9 27	6211-777-007-20	10 1
V720-102-401-50	16 9	6209-749-001-10	5 15	6212-111-010-10	13 1
	24 17		9 42	6212-114-010-10	14 1
V720-102-401-80	7 3	6209-788-001-00	5 27	6212-116-010-10	14 3
V723-102-004-20	9 40	6209-940-004-00	11 15	6212-121-005-00	13 2
	24 16	6211-110-011-40	1 1	6212-124-005-00	14 2
V723-102-005-50	17 31	6211-141-007-30	1 10	6212-126-005-00	14 4
	24 21		24 3	6212-211-001-10	13 3
1373-121-001-00	22 5	6211-150-007-00	1 2	6212-230-003-00	13 5
3625-301-002-00	7 2	6211-170-004-10	2 1	6212-235-001-00	13 6
3625-540-004-00	9 22	6211-173-003-00	2 3	6212-261-006-00	13 8
6209-000-002-00	11 19		24 4	6212-264-006-00	6 5
6209-000-003-00	1 11	6211-210-014-20	5 1	6212-266-006-00	6 6
6209-000-004-00	5 2	6211-258-001-00	5 8	6212-310-008-00	15 1
6209-000-004-10	5 2A		24 8	6212-310-008-10	15 1A
6209-000-013-00	15 7	6211-258-002-00	5 9	6212-330-013-30	15 5
6209-009-001-00	16 6		24 9	6212-333-001-00	15 6
6209-030-005-00	9 6	6211-291-001-10	5 23	6212-371-014-20	15 8
6209-030-006-00	9 7	6211-292-001-20	5 24	6212-379-001-00	15 9
	17 28		24 11	6212-511-002-00	12 1
6209-030-041-00	18 4	6211-310-006-20	9 1	6212-521-002-00	15 3
6209-030-043-00	20 16	6211-311-004-20	9 36	6212-522-003-00	12 2
6209-044-001-00	20 28	6211-312-001-20	9 28	6212-523-003-00	12 6

PART CODE	FIG. KEY	PART CODE	FIG. KEY	PART CODE	FIG. KEY
6212-524-002-00	20 9	6213-621-003-00	17 6	6215-410-036-10	19 4
6212-530-004-00	9 45	6213-622-002-10	17 5	6215-410-057-00	19 5
6212-531-005-10	5 6	6213-631-002-00	17 3	6215-412-001-20	21 1
6212-535-001-00	12 4	6213-631-005-00	17 4	6215-520-001-00	20 15
6212-535-002-00	20 13	6213-641-004-00	18 2	6215-526-001-10	20 17
6212-551-001-00	11 1	6213-642-002-00	17 7	6215-531-005-00	20 26
6212-552-001-00	11 2	6213-660-006-00	18 1	6215-541-001-00	20 18
6212-561-001-00	11 3	6213-669-002-00	18 3	6215-541-002-10	20 23
6212-563-001-00	11 4	6213-671-012-00	18 5	6215-541-003-10	20 27
6212-565-001-00	11 5	6213-674-004-10	22 3	6215-542-001-10	9 23
6212-569-002-00	1 8	6213-711-003-20	17 30	6215-542-002-00	20 20
	24 2	6213-716-001-40	17 24	6215-543-001-10	20 19
6212-571-001-10	11 6	6213-721-001-00	5 22	6215-546-001-00	9 18
6212-575-001-00	11 7	6213-721-003-00	17 25	6215-549-001-10	5 26
6212-600-002-00	11 8	6213-729-001-00	17 22	6215-549-003-00	20 22
6212-611-004-10	11 9	6213-743-002-10	17 26	6215-549-007-00	20 33
6212-616-002-00	11 17		24 20	6215-549-007-10	20 33A
6212-620-001-10	11 10	6214-111-011-20	3 1	6215-549-008-00	20 37
6212-621-002-10	11 11	6214-115-001-20	3 2	6215-549-021-00	20 32
6212-626-002-10	11 12		24 6	6215-549-029-00	20 24
6212-628-004-00	11 13	6214-141-022-00	4 1	6215-600-088-00	20 1
6212-628-005-00	11 14	6214-145-001-30	4 2	6215-611-002-00	26 1
6213-100-003-20	16 1		24 7	6215-612-002-00	26 34
6213-111-001-20	16 2	6215-300-005-00	19 1	6215-619-012-00	26 35
6213-120-003-00	16 3	6215-311-005-00	25 1	6215-619-013-00	26 37
6213-125-001-00	16 4	6215-315-002-00	19 2	6215-619-014-00	26 38
6213-140-002-00	16 8	6215-330-007-00	25 2	6215-619-015-00	26 39
6213-149-001-00	16 10	6215-332-002-00	25 16	6215-619-016-00	26 40
6213-160-002-00	9 29	6215-339-002-00	25 15	6215-619-017-00	26 41
6213-161-001-00	9 30	6215-342-002-00	25 3	6215-621-006-10	20 8
6213-164-001-00	9 31	6215-343-002-00	25 4	6215-622-002-00	26 12
6213-240-002-00	16 15	6215-345-044-00	25 5	6215-629-017-00	26 13
6213-311-003-10	16 12	6215-345-045-00	25 6	6215-629-018-00	26 14
6213-319-001-00	9 2	6215-345-046-00	25 7	6215-629-020-00	26 18
6213-610-005-30	17 1	6215-345-047-00	25 8	6215-629-021-00	26 19
6213-611-003-20	17 2	6215-345-048-00	25 9	6215-629-022-00	26 20
6213-612-004-00	17 9	6215-345-049-00	25 10	6215-629-023-00	26 21
6213-613-002-10	17 8	6215-345-050-00	25 11	6215-629-024-00	26 22
6213-614-003-10	17 12	6215-345-051-00	25 12	6215-629-025-00	26 23
	24 18	6215-345-052-00	25 13	6215-629-026-00	26 24
6213-614-006-10	17 17	6215-345-053-00	25 14	6215-629-027-00	26 25
	24 19	6215-355-003-00	25 18	6215-629-028-00	26 26
6213-619-002-00	17 11	6215-359-003-00	25 17	6215-629-029-00	26 27
6213-619-003-00	17 10	6215-359-004-00	25 19	6215-629-030-00	26 28
6213-619-005-00	17 16	6215-410-035-10	19 3	6215-629-031-00	26 29

6003-097-140-0A

PART CODE	FIG. KEY	PART CODE	FIG. KEY	PART CODE	FIG. KEY
6215-629-032-00	26 30	6281-229-022-00	28 6	6901-910-840-00	9 10
6215-629-033-00	26 31	6281-229-023-00	28 7	6901-910-845-00	9 15
6215-629-034-00	26 32	6281-229-024-00	28 8		9 44
6215-631-004-00	26 2	6281-229-025-00	28 9		17 13
6215-634-002-00	26 15	6281-229-026-00	28 10	6901-911-020-00	8 3
6215-635-002-00	26 8	6281-229-027-00	28 11		10 2
6215-635-003-00	26 36	6281-229-028-00	28 12	6901-911-025-00	22 9
6215-637-002-00	26 33	6281-229-031-00	28 4	6902-050-816-00	9 38
6215-639-006-00	26 16	6281-270-001-00	22 2	6904-110-818-00	5 19
6215-639-007-00	26 17	6281-410-002-20	23 3	6904-110-840-00	5 18
6215-641-002-00	26 3	6281-910-001-00	23 5	6908-000-716-00	12 3
6215-643-003-00	26 4	6281-920-001-00	23 8		20 10
6215-644-003-00	26 6	6281-971-001-10	23 1	6908-000-750-00	15 4
6215-649-003-00	26 5	6287-810-004-10	24 1	6908-160-408-00	16 5
6215-649-004-00	26 7	6509-000-084-00	9 8	6908-160-510-00	5 17
6215-649-005-00	26 9		9 43	6908-160-816-00	5 16
6215-649-006-00	26 10	6509-030-037-00	9 9	6908-161-018-00	15 2
6215-649-007-00	26 11	6509-360-912-10	21 8	6909-110-406-00	5 28
6219-732-002-00	23 4	6509-605-019-10	5 5		9 35
6219-752-001-00	20 2		9 3		20 34
6219-752-002-00	20 3	6513-770-022-10	17 29	6909-110-408-00	27 23
6219-752-003-00	20 4	6515-419-014-00	21 4	6909-110-410-00	22 7
6219-752-004-00	20 5	6581-117-007-00	27 10	6909-110-508-00	9 12
6219-752-005-00	20 6	6581-123-011-00	27 12		11 21
6281-100-003-00	22 8	6581-129-092-00	27 15		17 14
6281-111-002-00	27 1	6581-129-096-00	27 16		17 20
6281-115-004-00	27 11	6581-129-099-00	27 13	6909-111-406-00	20 29
6281-116-002-00	27 2	6581-129-100-00	27 14	6909-111-508-00	27 20
6281-118-001-00	27 9	6582-450-014-00	23 2	6909-150-506-00	20 36
6281-121-003-00	27 3	6894-207-904-00	22 6	6909-150-508-00	9 13
6281-124-001-00	27 6	6894-240-902-00	13 7		17 15
6281-129-006-00	27 17	6894-453-344-00	5 20		17 21
6281-129-007-00	27 7	6901-050-850-00	11 20		27 22
6281-129-008-00	27 18	6901-066-645-00	15 10	6909-164-508-00	11 22
6281-129-009-00	27 19	6901-910-612-00	5 25	6909-202-308-00	9 25
6281-129-010-00	27 4		7 4	6909-572-008-00	2 5
6281-129-011-00	27 5		12 5		24 5
6281-129-019-00	27 21		20 14	6909-830-212-00	1 12
6281-151-004-00	27 8		23 7	6909-902-299-00	5 21
6281-200-007-00	22 1	6901-910-625-00	16 7	6909-906-105-10	16 13
6281-211-004-00	28 2	6901-910-816-00	8 4	6909-920-843-00	9 17
6281-213-008-00	28 1		16 11		9 21
6281-214-006-00	28 13	6901-910-830-00	17 32		9 26
6281-222-007-00	28 3	6901-910-835-00	9 11		16 14
6281-229-021-00	28 5	6901-910-840-00	3 4		24 13

PART CODE	FIG. KEY	PART CODE	FIG. KEY	PART CODE	FIG. KEY
6911-129-006-00	1 3				
6911-129-083-00	5 7				
6911-219-195-00	5 4				

www.emc-motoculture.com

NUMERICAL INDEX

6003-097-150-0A

PART CODE	FIG. KEY	PART CODE	FIG. KEY	PART CODE	FIG. KEY
J061-210-015-00	17 23	6209-044-001-00	20 28	6211-312-001-20	9 28
J062-062-067-00	21 6	6209-046-001-00	9 16		24 14
J062-076-082-00	21 5	6209-050-001-00	9 33	6211-312-002-20	9 37
V211-560-802-00	3 3	6209-050-002-00	9 34		24 15
	9 14	6209-056-001-00	20 7	6211-319-002-00	9 39
	17 19	6209-300-002-00	17 18	6211-321-001-10	9 48
	17 27	6209-360-010-00	21 2	6211-322-003-00	9 49
	22 3	6209-360-028-10	2 6	6211-340-001-30	8 1
V211-560-802-50	4 3	6209-409-001-00	9 19	6211-342-001-30	8 2
V341-120-008-00	9 20	6209-409-003-00	11 18	6211-361-010-10	7 1
V411-260-006-00	20 35	6209-490-002-00	2 4	6211-510-001-00	5 10
V600-110-600-20	9 46	6209-500-003-00	9 17A	6211-511-003-00	5 11
V600-110-600-40	20 12	6209-580-002-10	20 31	6211-511-004-00	5 12
V600-110-620-30	9 47	6209-587-001-00	13 4	6211-540-001-00	6 1
	20 11	6209-605-004-00	1 4	6211-560-001-00	6 3
V682-200-000-60	1 9	6209-610-001-00	5 3	6211-599-001-10	5 13
V704-140-016-00	11 16	6209-610-002-10	9 4		6 2
V705-140-012-00	9 32	6209-625-001-00	5 14		6 4
V705-140-040-00	9 41		24 10	6211-715-002-00	1 5
V710-140-004-00	9 24	6209-625-002-00	9 5	6211-721-001-00	1 6
	20 21		24 12	6211-721-002-00	1 7
	20 25	6209-630-002-10	23 6	6211-751-001-10	2 2
V720-101-900-80	20 30		24 22	6211-760-012-20	5 29
V720-102-401-50	16 9	6209-740-001-00	9 27	6211-777-007-20	10 1
	24 17	6209-749-001-10	5 15	6212-111-010-10	13 1
V720-102-401-80	7 3		9 42	6212-114-010-10	14 1
V723-102-004-20	9 40	6209-788-001-00	5 27	6212-116-010-10	14 3
	24 16	6209-940-004-00	11 15	6212-121-005-00	13 2
V723-102-005-50	17 31	6211-110-011-40	1 1	6212-124-005-00	14 2
	24 21	6211-141-007-30	1 10	6212-126-005-00	14 4
1373-121-001-00	22 4		24 3	6212-211-001-10	13 3
3625-301-002-00	7 2	6211-150-007-00	1 2	6212-230-003-00	13 5
3625-540-004-00	9 22	6211-170-004-10	2 1	6212-235-001-00	13 6
6209-000-002-00	11 19	6211-173-003-00	2 3	6212-261-006-00	13 8
6209-000-003-00	1 11		24 4	6212-264-006-00	6 5
6209-000-004-00	5 2	6211-210-014-20	5 1	6212-266-006-00	6 6
6209-000-004-10	5 2A	6211-258-001-00	5 8	6212-310-008-00	15 1
6209-000-013-00	15 7		24 8	6212-310-008-10	15 1A
6209-009-001-00	16 6	6211-258-002-00	5 9	6212-330-013-30	15 5
6209-030-005-00	9 6		24 9	6212-333-001-00	15 6
6209-030-006-00	9 7	6211-291-001-10	5 23	6212-371-014-20	15 8
	17 28	6211-292-001-20	5 24	6212-379-001-00	15 9
6209-030-041-00	18 4		24 11	6212-511-002-00	12 1
6209-030-043-00	20 16	6211-310-006-20	9 1	6212-521-002-00	15 3
6209-031-083-00	22 5	6211-311-004-20	9 36	6212-522-003-00	12 2

PART CODE	FIG. KEY	PART CODE	FIG. KEY	PART CODE	FIG. KEY
6212-523-003-00	12 6	6213-619-005-00	17 16	6215-410-035-10	19 3
6212-524-002-00	20 9	6213-621-003-00	17 6	6215-410-036-10	19 4
6212-530-004-00	9 45	6213-622-002-10	17 5	6215-410-057-00	19 5
6212-531-005-10	5 6	6213-631-002-00	17 3	6215-412-001-20	21 1
6212-535-001-00	12 4	6213-631-005-00	17 4	6215-520-001-00	20 15
6212-535-002-00	20 13	6213-641-004-00	18 2	6215-526-001-10	20 17
6212-551-001-00	11 1	6213-642-002-00	17 7	6215-531-005-00	20 26
6212-552-001-00	11 2	6213-660-006-00	18 1	6215-541-001-00	20 18
6212-561-001-00	11 3	6213-669-002-00	18 3	6215-541-002-10	20 23
6212-563-001-00	11 4	6213-671-003-00	18 5	6215-541-003-10	20 27
6212-565-001-00	11 5	6213-674-006-10	22 2	6215-542-001-10	9 23
6212-569-002-00	1 8	6213-711-003-20	17 30	6215-542-002-00	20 20
	24 2	6213-716-001-40	17 24	6215-543-001-10	20 19
6212-571-001-10	11 6	6213-721-001-00	5 22	6215-546-001-00	9 18
6212-575-001-00	11 7	6213-721-003-00	17 25	6215-549-001-10	5 26
6212-600-002-00	11 8	6213-729-001-00	17 22	6215-549-003-00	20 22
6212-611-004-10	11 9	6213-743-002-10	17 26	6215-549-007-00	20 33
6212-616-002-00	11 17		24 20	6215-549-007-10	20 33A
6212-620-001-10	11 10	6214-111-011-20	3 1	6215-549-008-00	20 37
6212-621-002-10	11 11	6214-115-001-20	3 2	6215-549-021-00	20 32
6212-626-002-10	11 12		24 6	6215-549-029-00	20 24
6212-628-004-00	11 13	6214-141-022-00	4 1	6215-600-088-00	20 1
6212-628-005-00	11 14	6214-145-001-30	4 2	6215-611-002-00	26 1
6213-100-003-20	16 1		24 7	6215-612-002-00	26 34
6213-111-001-20	16 2	6215-300-005-00	19 1	6215-619-012-00	26 35
6213-120-003-00	16 3	6215-311-005-00	25 1	6215-619-013-00	26 37
6213-125-001-00	16 4	6215-315-002-00	19 2	6215-619-014-00	26 38
6213-140-002-00	16 8	6215-330-007-00	25 2	6215-619-015-00	26 39
6213-149-001-00	16 10	6215-332-002-00	25 16	6215-619-016-00	26 40
6213-160-002-00	9 29	6215-339-002-00	25 15	6215-619-017-00	26 41
6213-161-001-00	9 30	6215-342-002-00	25 3	6215-621-006-10	20 8
6213-164-001-00	9 31	6215-343-002-00	25 4	6215-622-002-00	26 12
6213-240-002-00	16 15	6215-345-044-00	25 5	6215-629-017-00	26 13
6213-311-003-10	16 12	6215-345-045-00	25 6	6215-629-018-00	26 14
6213-319-001-00	9 2	6215-345-046-00	25 7	6215-629-020-00	26 18
6213-610-005-30	17 1	6215-345-047-00	25 8	6215-629-021-00	26 19
6213-611-003-20	17 2	6215-345-048-00	25 9	6215-629-022-00	26 20
6213-612-004-00	17 9	6215-345-049-00	25 10	6215-629-023-00	26 21
6213-613-002-10	17 8	6215-345-050-00	25 11	6215-629-024-00	26 22
6213-614-003-10	17 12	6215-345-051-00	25 12	6215-629-025-00	26 23
6213-614-006-10	24 18	6215-345-052-00	25 13	6215-629-026-00	26 24
	17 17	6215-345-053-00	25 14	6215-629-027-00	26 25
	24 19	6215-355-003-00	25 18	6215-629-028-00	26 26
6213-619-002-00	17 11	6215-359-003-00	25 17	6215-629-029-00	26 27
6213-619-003-00	17 10	6215-359-004-00	25 19	6215-629-030-00	26 28

PART CODE	FIG. KEY	PART CODE	FIG. KEY	PART CODE	FIG. KEY
6215-629-031-00	26 29	6281-216-001-00	28 18	6901-066-645-00	15 10
6215-629-032-00	26 30	6281-217-001-00	28 16	6901-910-612-00	5 25
6215-629-033-00	26 31	6281-221-001-00	28 4		7 4
6215-629-034-00	26 32	6281-222-004-00	28 1		12 5
6215-631-004-00	26 2	6281-229-002-00	28 2		20 14
6215-634-002-00	26 15	6281-229-003-00	28 3		23 7
6215-635-002-00	26 8	6281-229-004-00	28 6	6901-910-625-00	16 7
6215-635-003-00	26 36	6281-229-005-00	28 5	6901-910-816-00	8 4
6215-637-002-00	26 33	6281-229-006-00	28 8		16 11
6215-639-006-00	26 16	6281-229-007-00	28 9	6901-910-830-00	17 32
6215-639-007-00	26 17	6281-229-008-00	28 11	6901-910-835-00	9 11
6215-641-002-00	26 3	6281-229-009-00	28 10	6901-910-840-00	3 4
6215-643-003-00	26 4	6281-229-010-00	28 14		9 10
6215-644-003-00	26 6	6281-229-011-00	28 15	6901-910-845-00	9 15
6215-649-003-00	26 5	6281-229-012-00	28 19		9 44
6215-649-004-00	26 7	6281-229-013-00	28 20		17 13
6215-649-005-00	26 9	6281-229-014-00	28 21	6901-911-020-00	8 3
6215-649-006-00	26 10	6281-229-015-00	28 22		10 2
6215-649-007-00	26 11	6281-229-016-00	28 23	6901-911-025-00	22 8
6219-732-002-00	23 4	6281-229-017-00	28 24	6902-050-816-00	9 38
6219-752-001-00	20 2	6281-229-018-00	28 25	6904-110-818-00	5 19
6219-752-002-00	20 3	6281-271-002-00	28 26	6904-110-840-00	5 18
6219-752-003-00	20 4	6281-410-002-20	23 3	6908-000-716-00	12 3
6219-752-004-00	20 5	6281-910-001-00	23 5		20 10
6219-752-005-00	20 6	6281-920-001-00	23 8	6908-000-750-00	15 4
6281-100-003-00	22 7	6281-971-001-10	23 1	6908-160-408-00	16 5
6281-111-002-00	27 1	6287-810-004-10	24 1	6908-160-510-00	5 17
6281-115-004-00	27 11	6509-000-084-00	9 8	6908-160-816-00	5 16
6281-116-002-00	27 2		9 43	6908-161-018-00	15 2
6281-118-001-00	27 9	6509-030-037-00	9 9	6909-110-406-00	5 28
6281-121-003-00	27 3	6509-360-912-10	21 3		9 35
6281-124-001-00	27 6	6509-605-019-10	5 5		20 34
6281-129-006-00	27 17		9 3	6909-110-408-00	27 23
6281-129-007-00	27 7	6513-770-022-10	17 29	6909-110-410-00	22 6
6281-129-008-00	27 18	6515-419-014-00	21 4	6909-110-508-00	9 12
6281-129-009-00	27 19	6581-117-007-00	27 10		11 21
6281-129-010-00	27 4	6581-123-011-00	27 12		17 14
6281-129-011-00	27 5	6581-129-092-00	27 15		17 20
6281-129-019-00	27 21	6581-129-096-00	27 16	6909-111-406-00	20 29
6281-151-004-00	27 8	6581-129-099-00	27 13	6909-111-508-00	27 20
6281-200-016-00	22 1	6581-129-100-00	27 14	6909-150-506-00	20 36
6281-213-003-00	28 7	6582-450-014-00	23 2	6909-150-508-00	9 13
6281-214-003-00	28 12	6894-240-902-00	13 7		17 15
6281-214-004-00	28 13	6894-453-344-00	5 20		17 21
6281-215-001-00	28 17	6901-050-850-00	11 20		27 22

PART CODE	FIG. KEY	PART CODE	FIG. KEY	PART CODE	FIG. KEY
6909-164-508-00	11 22				
6909-202-308-00	9 25				
6909-572-008-00	2 5				
	24 5				
6909-830-212-00	1 12				
6909-902-299-00	5 21				
6909-906-105-10	16 13				
6909-920-843-00	9 17				
	9 21				
	9 26				
	16 14				
	24 13				
6911-129-006-00	1 3				
6911-129-083-00	5 7				
6911-219-195-00	5 4				

www.emc-motoculture.com

NUMERICAL INDEX

1631-097-100-00

PART CODE	FIG. KEY	PART CODE	FIG. KEY	PART CODE	FIG. KEY
J061-114-024-00	9 28 10 29 31 24 31 26 31 33	K211-012-011-00 K211-012-100-00 K250-034-000-30 V111-163-002-00	51 13 51 1 31 16 23 31 43 17	V210-360-601-60 V210-360-602-00	22 16 37 7 27 8 27 15 28 11
J061-209-011-00 J061-210-012-00	5 17 5 20 5 12 5 16 5 19	V120-266-001-20 V120-266-002-50 V120-366-001-60	44 23 51 14 51 8 37 18 37 21	V211-260-801-20 V211-260-801-60	28 17 37 9 5 3 6 11 9 16
J061-210-015-00 J061-211-013-00	5 23 5 28 2 20 5 13 5 24	V120-376-002-00 V201-260-803-50 V201-260-804-00	43 12 44 18 37 29 15 4 31 7		10 17 13 5 14 5 18 3 25 6
J061-232-040-00 J061-238-046-00 J061-247-055-00 J062-081-087-00	2 12 2 13 3 14 4 11 5 29	V201-260-805-00 V201-260-806-00 V201-260-809-50	15 50 23 42 13 15 14 15 9 18	V211-260-802-00	25 8 29 25 9 25 10 26 13 12
J062-104-111-00 K130-003-000-00 K130-003-003-00 K130-003-004-00	9 30 10 31 31 1 31 3 31 6	V201-460-802-00 V201-460-804-50 V201-461-003-00	10 19 8 11 8 3 9 33 10 34		14 12 15 43 19 20 23 56 23 61
K130-003-100-00 K182-002-002-00 K182-032-000-00	31 2 13 23 14 23 13 21 14 21	V203-461-002-00 V203-461-002-50 V210-260-601-20	1 3 6 20 22 20 8 14 22 18	V211-260-802-50	27 22 27 25 1 15 36 4 36 9
K182-032-001-00 K182-032-002-00 K182-032-003-00	13 23 14 22 13 24 14 24 13 25	V210-260-601-60	23 7 29 4 30 4 37 33 7 4	V211-260-803-00 V211-260-804-00	9 19 10 20 23 57 9 20 10 21
K211-004-007-00 K211-012-000-00 K211-012-003-00	14 25 51 7 13 14 14 14 51 2		22 12 29 24 31 14 41 10 42 12	V211-260-804-50 V211-261-002-00	31 9 51 12 25 14 29 2 30 2
K211-012-005-00 K211-012-006-00 K211-012-007-00 K211-012-008-00 K211-012-009-00	51 4 51 5 51 6 51 10 51 3	V210-260-602-00 V210-360-601-20 V210-360-601-60	13 13 14 13 41 11 23 22 5 6	V211-261-002-50	31 22 19 7 22 14 23 52 24 3

PART CODE	FIG. KEY	PART CODE	FIG. KEY	PART CODE	FIG. KEY
V211-261-002-50	27 6 28 6	V304-260-008-00	35 13 37 36	V401-160-003-00	43 18 44 24
V211-261-004-50	12 65	V304-260-010-00	2 25	V401-160-005-00	38 11
V211-360-801-60	13 9 14 9		7 7 12 67	V401-160-006-00	1 11 15 26
	15 62 27 10 28 19 38 8		15 11 15 31 15 41 15 55		15 34 19 3 39 7 44 11
V211-360-802-00	2 8	V304-460-008-00	8 12	V401-160-008-00	1 8
	2 19 3 11 4 8 6 7 29 17	V304-460-010-00 V304-460-016-00 V305-260-010-00 V305-260-012-00 V305-260-020-00	20 5 22 10 39 14 50 9 34 8		8 4 8 17 9 21 10 22 31 8
V211-361-002-00	30 17 6 19	V328-262-110-00	26 12 26 23	V401-160-010-00	35 12 37 37
V211-561-001-60	9 37 10 38		27 18 28 14		1 4 6 21
V211-561-002-00	3 3	V328-262-112-00	26 8		9 34
	9 36 10 37 23 8 23 50 33 3	V334-260-010-00 V334-460-010-00	26 29 29 19 30 19 26 18 23 12		10 35 12 56 17 5 20 6 22 21
	33 5 33 8 33 11	V335-260-012-00 V350-160-004-00	23 19 26 27 37 25		23 13 23 20 26 13
V211-561-003-00	33 9	V350-160-006-00	37 14	V401-160-012-00	26 30
V211-660-802-00	3 5	V360-260-006-00	5 7		29 21
V251-261-004-5C	9 7 10 7		42 13 37 30	V401-160-016-00	30 21 22 9
V271-160-602-50	3 8 4 7	V361-260-006-00 V363-260-008-00	6 12 13 16 14 16	V411-260-003-00	23 33 43 19 44 25
V301-260-005-00	38 10				
V301-260-006-00	1 10 6 6 39 6 44 9		18 8 23 35 27 11 27 23 27 26	V411-260-006-00 V411-260-008-00	7 10 44 10 15 22 15 29 15 39
V304-260-008-00	1 7				
	15 5 15 52 19 13 23 44 23 46	V363-260-010-00 V401-160-003-00	28 20 38 7 2 24 34 3 23 32		15 51 15 56 19 9 21 10 23 37

1631-097-100-00

PART CODE	FIG. KEY	PART CODE	FIG. KEY	PART CODE	FIG. KEY
V411-260-008-00	23 43 35 16 38 4 40 3 40 12	V500-163-002-00	15 9 15 14 15 19 15 59 16 3	V600-150-620-50 V653-430-403-00	32 5 9 2 9 9 10 2 10 10
V411-260-010-00	2 26 6 22 7 8 15 8 15 58		19 22 19 26 35 6 35 10 39 11	V654-418-221-60 V704-140-012-00 V704-140-015-00	23 67 23 15 21 3 21 6 23 17
	16 2 19 21 19 25 21 14 27 19	V500-163-002-50	13 28 14 28 15 47 21 15 23 26	V704-140-016-00 V704-140-017-00 V704-140-020-00 V704-140-025-00	23 40 17 9 18 5 12 60 11 3
V411-260-012-00	28 15 15 10 15 13 15 18 29 20		26 9 26 31 29 22 30 22 34 5	V705-140-020-00 V705-140-030-00 V705-140-035-00	22 6 8 10 12 14 12 64 23 10
V411-260-014-00	30 20 35 5 13 27 14 27 15 46	V500-163-003-00 V500-164-003-00	34 10 15 36 35 3 13 29 14 29	V705-140-040-00 V705-140-042-00	12 59 26 21 9 3 9 10 10 3
V411-260-018-00 V411-260-020-00	34 4 34 9 35 9 26 5 15 35	V580-140-401-00 V580-140-502-50 V580-140-503-20 V580-140-602-50 V600-110-600-40	12 61 23 69 26 6 15 2 23 63	V705-140-047-00	10 11 29 9 30 9 30 14 22 7
V500-162-501-50 V500-162-502-00	35 2 7 11 23 38 40 5 26 14	V600-110-600-50 V600-110-600-70 V600-110-620-40	23 71 30 12 11 7 23 72 11 9	V705-140-052-00 V706-140-040-00 V720-101-900-60 V720-102-401-50	29 14 12 58 29 31 51 9 23 3
V500-163-001-50	26 25 27 20 28 16 15 23 15 30	V600-110-620-50 V600-110-620-70 V600-110-630-40 V600-110-630-50	29 12 11 10 17 10 11 13 11 12	V720-102-401-60 V720-102-401-80	31 13 13 2 13 11 14 2 14 11
	15 40 15 57 19 10 21 11 35 17	V600-140-600-40 V600-140-620-40 V600-150-600-50 V600-150-620-20 V600-150-620-30	30 13 29 13 22 5 23 9 26 20	V720-102-402-20 V720-103-502-40 V720-103-502-60 V720-103-502-80	13 3 14 3 13 7 13 8 14 7

PART CODE	FIG. KEY	PART CODE	FIG. KEY	PART CODE	FIG. KEY
V720-103-503-00	14 8	1415-120-006-00	19 16	1564-512-001-00	27 2
V720-111-900-80	12 62	1415-120-020-00	29 30		28 2
V720-112-401-10	12 63		29 34	1564-654-213-00	42 4
V721-103-103-00	11 5	1415-125-021-00	23 49	1575-104-202-00	4 3
V721-103-104-50	9 15	1416-209-005-00	8 16	1575-623-009-00	43 2
	10 16	1416-600-057-00	38 9		44 2
	11 6	1424-101-203-00	2 17	1575-623-010-00	43 3
V721-103-105-50	51 11	1424-101-204-00	2 18		44 3
V723-102-004-00	31 11	1425-621-004-00	2 9	1581-621-290-00	43 11
V723-102-005-60	31 5		3 4		44 17
V740-130-420-80	9 5		31 31	1588-105-210-00	5 5
	9 12	1427-111-006-00	5 15	1593-101-003-20	1 6
	10 5		5 18	1593-101-009-10	1 12
	10 13	1427-130-260-00	22 17	1593-101-011-10	1 13
V742-120-420-60	29 10	1427-601-003-00	21 4	1593-101-012-00	1 14
	30 10	1427-621-002-10	6 2		15 49
V744-115-250-70	31 4	1427-621-012-00	27 7	1593-101-220-40	1 2
V744-120-350-70	9 14		28 7	1593-102-001-10	2 10
	10 15		38 2	1593-102-002-10	2 11
	23 55	1427-934-013-00	47 5	1593-102-003-20	2 14
V744-130-420-80	9 4	1427-941-016-00	48 5	1593-102-004-20	2 15
	9 11	1432-242-004-00	35 14	1593-102-005-30	2 6
	10 4	1435-201-220-00	13 6	1593-102-006-50	2 21
	10 12	1444-122-002-00	19 12	1593-102-009-10	2 23
V744-135-550-80	23 59	1444-601-015-00	41 14	1593-102-011-00	2 7
V760-150-000-00	19 2	1444-621-008-00	39 18	1593-102-012-00	2 22
	23 4	1444-621-311-00	41 6	1593-102-500-10	2 1
	25 11	1444-621-312-00	41 7	1593-102-502-00	2 2
V762-150-000-00	15 25	1480-207-011-00	29 8	1593-102-503-00	2 3
	15 33		30 8	1593-102-504-00	2 4
	25 12	1488-611-001-00	39 9	1593-102-505-00	2 5
V780-140-000-2T	31 17	1524-122-001-00	19 6	1593-103-054-00	3 2
V781-160-000-40	23 60	1527-604-002-00	40 17	1593-103-500-10	3 1
V999-200-003-00	20 3	1544-104-204-00	3 9	1593-104-004-00	3 13
	32 3		4 5		4 10
W201-261-206-00	50 2	1544-104-205-00	3 10	1593-104-500-00	3 6
1323-220-012-00	18 10		4 6	1593-104-502-00	3 7
1337-401-006-00	19 15	1560-104-010-40	2 16	1593-105-213-10	5 10
	23 47	1560-132-007-30	19 14	1593-112-002-50	6 5
1342-402-006-00	5 14	1560-664-250-00	43 13	1593-112-003-20	6 8
1376-121-001-00	26 24		44 19	1593-112-051-30	6 4
1376-606-005-00	39 16	1560-664-252-00	43 14	1593-112-200-10	6 1
1386-241-002-00	20 4		44 20	1593-112-222-00	6 9
	32 4	1560-664-253-00	43 15	1593-112-510-30	6 3
1415-120-006-00	16 4		44 21	1593-112-520-10	6 13

1631-097-100-00

PART CODE	FIG. KEY	PART CODE	FIG. KEY	PART CODE	FIG. KEY
1593-117-001-40	7 3	1593-401-071-50	25 3	1593-411-610-10	32 2
1593-117-003-10	7 6	1593-402-051-10	25 10	1593-553-003-20	34 2
1593-117-200-20	7 1	1593-402-210-00	25 9	1593-553-007-20	34 7
1593-117-510-20	7 2	1593-402-510-40	25 13	1593-553-280-00	34 1
1593-122-051-00	8 1	1593-403-001-10	26 11	1593-553-550-10	34 6
1593-203-058-20	11 2	1593-403-003-10	26 10	1593-553-670-30	33 2
1593-304-008-00	17 3	1593-403-004-10	26 3		33 7
1593-304-051-20	17 1	1593-403-005-00	26 28	1593-555-011-00	36 1
1593-304-053-10	17 6	1593-403-007-20	26 22		36 5
1593-304-054-10	17 4	1593-403-009-00	26 4	1593-555-013-00	36 3
1593-304-055-10	17 7	1593-403-052-30	26 15		36 8
1593-304-057-10	17 8	1593-403-056-40	26 16	1593-601-009-00	37 10
1593-307-051-20	17 12	1593-403-500-80	26 1	1593-601-011-00	37 17
	17 16	1593-403-510-80	26 2	1593-601-012-00	37 19
1593-307-052-10	17 13	1593-406-004-00	27 14	1593-601-013-00	37 20
	17 17		28 10	1593-601-014-00	37 32
1593-307-053-10	17 14	1593-406-005-10	27 13	1593-601-054-00	37 35
	17 18		28 9	1593-601-061-40	37 34
1593-310-054-20	18 6	1593-406-006-00	27 17	1593-601-064-20	37 26
1593-310-520-20	18 4		28 13	1593-601-065-10	27 4
1593-310-540-00	18 9	1593-406-008-00	27 5		28 4
1593-312-056-20	19 18		28 5	1593-601-067-30	37 3
	19 27	1593-406-240-10	27 16	1593-601-069-00	27 3
1593-317-201-00	20 2		28 12		28 3
1593-317-210-00	20 1	1593-406-250-00	27 12	1593-601-071-00	37 4
1593-332-051-30	21 9		28 8	1593-601-072-00	37 5
1593-332-052-10	21 7	1593-406-500-30	28 1		37 11
1593-332-053-00	21 8	1593-407-002-00	29 6	1593-601-073-00	37 28
1593-332-520-30	21 1		30 6	1593-601-074-00	37 27
1593-333-500-30	21 12	1593-407-004-40	29 3	1593-601-300-00	37 22
1593-334-052-00	22 3		30 3	1593-601-524-10	37 23
1593-334-054-30	22 2	1593-407-006-00	29 7	1593-601-525-10	37 24
1593-334-055-00	22 4		30 7	1593-606-005-10	38 5
1593-334-056-50	22 1	1593-407-007-20	30 15		40 14
1593-334-300-20	22 11	1593-407-051-60	30 1	1593-611-001-00	39 13
1593-334-310-20	22 13	1593-407-200-40	30 5	1593-611-011-20	39 2
1593-335-058-00	22 19	1593-407-510-50	29 11	1593-611-013-00	39 10
1593-335-500-50	22 15		30 11	1593-611-014-00	39 15
1593-341-008-00	23 73	1593-407-520-40	30 16	1593-611-058-00	39 12
1593-341-009-00	23 74	1593-407-530-40	29 18	1593-611-200-50	39 8
1593-341-012-10	23 75		30 18	1593-612-005-00	40 2
1593-342-001-00	23 51	1593-411-001-10	32 6	1593-612-220-10	40 6
	24 2	1593-411-052-20	32 7	1593-612-230-00	40 9
1593-342-200-00	24 1	1593-411-053-20	32 8	1593-616-004-20	38 3
1593-401-007-20	25 2	1593-411-201-00	32 1		40 11

PART CODE	FIG. KEY	PART CODE	FIG. KEY	PART CODE	FIG. KEY
1593-621-005-00	41 9	1600-902-023-00	46 5	1608-205-216-00	12 29
1593-621-250-10	41 4	1608-105-230-00	5 2	1608-205-217-00	12 30
1593-621-252-00	41 5	1608-105-241-00	5 11	1608-205-218-00	12 31
1593-621-510-30	41 2		5 22	1608-205-219-00	12 32
1593-622-004-00	42 7	1608-122-002-10	8 13	1608-205-221-00	12 33
1593-622-211-10	41 12	1608-122-003-00	8 5	1608-205-222-00	12 34
1593-622-240-00	42 3	1608-122-004-00	8 2	1608-205-223-00	12 35
1593-622-250-00	42 2	1608-122-200-50	8 6	1608-205-224-00	12 36
1593-622-270-00	42 5	1608-122-210-20	8 7	1608-205-225-00	12 37
1593-622-280-00	42 1	1608-122-220-20	8 8	1608-205-226-00	12 38
1593-623-001-00	6 17	1608-122-230-10	8 15	1608-205-227-00	12 39
	43 7	1608-201-001-40	9 1	1608-205-228-00	12 40
	44 13	1608-201-002-30	9 8	1608-205-229-00	12 41
1593-623-002-00	43 6		10 9	1608-205-231-00	12 42
	44 12	1608-201-004-20	9 13	1608-205-232-00	12 43
1593-623-003-00	43 8		10 14	1608-205-233-00	12 44
	44 14	1608-201-005-10	9 17	1608-205-234-00	12 45
1593-623-272-00	39 4		10 18	1608-205-235-00	12 46
1593-623-273-00	39 5	1608-201-006-20	9 26	1608-205-236-00	12 47
1593-623-280-00	39 3		10 27	1608-205-237-00	12 48
1593-623-503-00	43 4	1608-201-008-10	9 29	1608-205-238-00	12 49
	44 4		10 30	1608-205-239-00	12 50
1593-623-504-00	43 5	1608-201-011-20	9 35	1608-205-241-00	12 51
	44 6		10 36	1608-205-242-00	12 52
1593-623-520-00	23 29	1608-201-013-00	9 27	1608-205-243-00	12 53
	43 16		10 28	1608-205-244-00	12 54
	44 22	1608-201-200-20	9 24	1608-205-245-00	12 55
1593-623-610-00	44 7		10 25	1608-205-246-00	12 56
1593-630-210-00	42 10	1608-203-002-30	11 4	1608-205-247-00	12 57
1593-630-211-00	42 11	1608-203-200-00	11 1	1608-205-260-00	12 2
1593-630-230-00	42 9	1608-205-200-10	12 1	1608-205-263-00	12 3
1593-901-015-00	45 8	1608-205-201-00	12 15	1608-205-264-00	12 4
	45 19	1608-205-202-00	12 16	1608-205-265-00	12 5
1593-901-019-00	45 4	1608-205-203-00	12 17	1608-205-266-00	12 6
	45 14	1608-205-204-00	12 18	1608-205-267-00	12 7
1593-904-001-00	46 1	1608-205-205-00	12 19	1608-205-268-00	12 8
1593-904-012-00	46 3	1608-205-206-10	12 20	1608-205-269-00	12 9
1593-905-001-00	47 1	1608-205-207-00	12 21	1608-205-280-00	12 10
1593-905-012-00	47 3	1608-205-208-00	12 22	1608-205-283-00	12 11
1593-906-001-00	48 1	1608-205-209-00	12 23	1608-205-284-00	12 12
1593-906-012-00	48 3	1608-205-211-00	12 24	1608-205-285-00	12 13
1600-112-231-00	6 15	1608-205-212-00	12 25	1608-206-001-00	13 4
1600-112-232-00	6 10	1608-205-213-00	12 26		14 4
	6 16	1608-205-214-00	12 27	1608-206-002-00	13 26
1600-505-007-00	7 9	1608-205-215-00	12 28		14 26

1631-097-100-00

PART CODE	FIG. KEY	PART CODE	FIG. KEY	PART CODE	FIG. KEY
1608-206-004-00	13 30	1608-312-210-20	19 5	1608-901-003-10	45 18
	14 30	1608-312-220-00	19 17	1608-904-002-00	46 2
1608-206-005-00	13 32	1608-313-200-10	19 23	1608-904-006-00	46 4
	14 32	1608-341-001-20	23 5	1608-905-002-00	47 2
1608-206-200-30	13 1	1608-341-003-20	23 11	1608-905-006-00	47 4
	14 1	1608-341-006-10	23 18	1608-906-002-00	48 2
1608-206-210-20	13 10	1608-341-008-00	23 23	1608-906-006-00	48 4
	14 10	1608-341-012-00	23 58	1614-104-202-00	4 4
1608-206-240-00	13 18	1608-341-013-00	23 64	1614-922-200-10	50 1
	14 18	1608-341-014-10	23 65	1631-101-210-00	1 1
	13 19	1608-341-015-00	23 66	1631-104-001-00	3 12
1608-206-241-00	14 19	1608-341-016-00	23 68		4 9
1608-207-003-20	15 37	1608-341-021-10	23 41	1631-104-200-00	4 1
1608-207-004-10	15 28	1608-341-023-00	23 36	1631-104-202-00	4 2
	15 38	1608-341-025-10	23 48	1631-105-201-10	5 9
	15 53	1608-341-026-00	23 6	1631-105-202-00	5 8
1608-207-006-10	15 54	1608-341-027-00	23 54	1631-201-001-00	10 1
1608-207-007-10	15 60	1608-341-200-00	23 53	1631-203-001-00	11 8
1608-207-008-00	15 61	1608-341-210-30	23 2	1631-203-200-00	11 11
1608-207-009-20	15 7	1608-341-220-20	23 14	1631-206-200-00	14 6
1608-207-011-00					
1608-207-012-00	15 17	1608-341-230-20	23 24	1631-401-200-50	25 1
1608-207-014-00	15 44	1608-341-240-30	23 28	1631-401-300-00	25 5
1608-207-200-30	15 1	1608-341-260-30	23 39	1631-401-310-00	25 7
1608-207-210-20	15 6	1608-341-270-00	23 27	1631-403-001-20	26 26
1608-207-220-20	15 12	1608-341-300-40	23 1	1631-403-200-00	26 19
	15 16	1608-341-310-30	23 62	1631-406-200-50	27 1
1608-207-230-00	15 24	1608-341-320-10	23 70	1631-406-220-00	27 21
1608-207-240-20	15 32	1608-341-330-00	23 21	1631-406-230-00	27 24
1608-207-250-20	15 42	1608-553-200-40	33 1	1631-406-230-00	27 24
1608-207-260-20	15 45		33 6	1631-407-001-00	29 23
1608-207-270-10				1631-407-002-00	29 32
	15 21	1608-553-210-00	33 4	1631-407-003-00	29 33
1608-207-280-10	15 48		33 10	1631-407-004-00	29 27
1608-207-290-00	15 27	1608-554-001-00	35 11	1631-407-201-10	29 1
1608-207-310-00	16 1	1608-554-002-00	35 15	1631-407-202-00	29 5
1608-208-200-00	17 2	1608-554-200-10	35 1	1631-407-203-10	29 15
1608-304-001-00					
1608-307-200-20	17 11	1608-554-210-10	35 4	1631-407-210-10	29 16
1608-307-210-20	17 15	1608-554-600-20	35 7	1631-407-220-10	29 29
1608-310-001-30	18 7	1608-606-200-40	38 1	1631-407-300-00	29 26
1608-310-002-00	18 2	1608-616-001-10	40 15	1631-408-001-10	31 19
1608-310-200-10	18 1	1608-616-002-20	40 16	1631-408-002-00	31 25
	19 8	1608-616-200-20	40 10	1631-408-003-00	31 18
1608-312-002-10	19 11	1608-621-200-00	41 1	1631-408-210-00	31 21
1608-312-003-40	19 4	1608-623-200-00	43 1	1631-555-001-00	36 2
1608-312-005-00	19 19	1608-623-210-00	44 1		36 6
1608-312-006-20	19 1	1608-901-003-10	45 7	1631-555-002-00	36 7
1608-312-200-40					

PART CODE	FIG. KEY	PART CODE	FIG. KEY	PART CODE	FIG. KEY
1631-601-001-10	37 13	3543-350-001-00	31 23	3737-113-005-00	9 6
1631-601-004-10	37 2	3560-201-015-00	40 4		10 6
1631-601-005-00	37 15	3600-201-013-00	19 24	3737-122-001-00	23 16
1631-601-006-00	37 16	3610-631-002-00	37 8	3737-172-009-00	37 31
1631-601-200-10	37 1	3614-261-002-00	41 8	3737-172-010-00	5 25
1631-611-210-20	39 1	3621-702-003-00	26 7		31 35
1631-612-001-10	40 1	3623-820-013-00	25 4		42 8
1631-901-008-00	45 1	3625-212-007-00	26 17		43 9
	45 11	3626-276-003-00	6 18		44 15
1631-901-009-00	45 2	3631-221-001-00	1 9	3737-172-011-00	1 5
	45 12	3631-270-003-00	42 6		27 9
1631-901-011-00	45 3	3631-350-201-10	31 15		28 18
	45 13	3631-353-001-10	9 32	3746-111-011-00	22 8
1631-901-012-00	45 15		10 8	3746-185-014-00	29 28
1631-910-002-00	49 2		10 33		43 10
1631-910-004-00	49 4	3631-353-002-10	13 31		44 16
1631-910-006-00	49 6		14 31	3768-185-022-10	13 20
1631-910-008-00	49 1	3631-671-003-00	15 20		14 20
1631-910-009-00	49 3	3640-350-006-10	31 10		31 20
1636-901-009-00	45 6	3643-586-001-00	5 27	3908-170-020-00	38 6
	45 17	3648-703-001-00	21 5		40 13
1636-901-015-00	45 9	3650-261-261-00	44 8	4106-105-303-00	7 5
	45 20	3650-262-202-00	44 5		21 13
1640-903-013-00	47 6	3650-270-214-00	41 3		23 34
1640-903-016-00	47 7	3652-261-202-00	5 14	4301-210-002-00	37 12
1640-903-033-00	46 6	3656-115-001-00	15 15		41 13
1640-903-036-00	46 7	3656-221-001-10	35 8	4319-911-001-00	45 22
1640-904-013-00	48 6	3659-310-004-00	5 26	6213-200-002-10	5 1
1640-904-016-00	48 7	3661-212-001-00	16 5	6219-755-001-00	5 4
1640-905-013-00	49 5		31 27	7955-201-026-00	9 23
1640-905-016-00	49 7		31 30		10 24
2111-101-011-00	9 31		31 34	8592-011-204-00	8 9
	10 32		37 6	8595-901-006-00	45 10
2137-223-004-00	9 22	3664-276-001-00	23 30		45 21
	10 23		43 20		
2144-117-002-00	39 17		44 26		
2144-409-210-10	31 12	3664-351-006-00	13 17		
2157-410-001-00	31 32		14 17		
2500-901-027-00	45 5	3666-202-005-00	31 28		
	45 16	3667-354-220-10	13 33		
2502-105-002-00	5 21		14 33		
2502-407-001-10	21 2	3667-354-240-00	13 34		
2706-501-003-00	40 7		14 34		
2706-501-004-00	40 8	3670-375-220-00	31 29		
3517-205-007-00	23 25	3728-552-008-00	23 45		

DESCRIPTION	REF. NO	DESCRIPTION	REF. NO	DESCRIPTION	REF. NO	DESCRIPTION	REF. NO	DESCRIPTION	REF. NO
ADAPTER (FILTER/B)	13	BEARING, MR/TA3030Z	9	BOLT (SP) M8X20	4	BOLT/5/16X32	8		29
ADAPTER (HIGH PRESS)	14		9		6	BOLT/8X20	7		3
ADAPTER (LOW PRESS)	13		10		29	BOLT, BATTERY	17		6
	14		10		30	BOLT, XMOB	17		38
	9	BEARING, RB/6004	23		5	BOLT, SEMS	6		6
	10		23		22		16		8
	10		30		37		7		9
ADAPTER (STRAIGHT)	9	BEARING, RB/6004S	30	BOLT/M 8X20	8		11		9
ADAPTER (90°) ORIFICE	13	BEARING, RB/6005	11	BOLT/M 8X35	15		4		10
ADAPTER (90°) /PUMP)	14	BEARING, RB/6007	22	BOLT/M 8X40	31		7		10
	13	BEARING, RB/6202SS	23	BOLT/M 8X50	15		50		22
	14	BEARING, RB/6203SS	23	BOLT/M 8X60	23		42		23
	31	BEARING, RB/6204	26		13		15		23
ADAPTER/45°	31	BEARING, RB/6204RS	11	BOLT/M 8X95	14		15		23
ARM (40)	23	BEARING, RB/6205	29		9		18		23
ARM (BEAKE)	18	BEARING, RB/6205SS	11	BOLT/M06X28	10		19		25
ARM (HOOK)	15	BEARING, RB/6207	32	BOLT/M06X32	6		9		29
ARM (HST/F) COMP	15	BEARING, RB/6304	17	BOLT/M10X1.25X20	6		15		30
ARM (HST/REVERSE)	15	BEARING, RB/6304	11		1		3		30
ARM (LIFT)	35	BEARING, RB/6305	11	BOLT/M10X1.25X25	17		4		31
ARM (PEDAL)	19	BEARING, RB/7004	29	BOLT/M10X20	3		3		37
ARM/BRAKE	19		30		9		36		7
ARM/CONTROL ASSY	35	BEARING, RB/7202	29		10	BOLT, SEMS (S)	37		33
ARM/DRAG	29		30		7		4		22
ARM/HOOD	30	BELT/VB038	22		2		8		29
ARM/KNUCKLE/LH	37	BELT/VC-31	23	BOLT/M10X25	22		20		31
ARM/KNUCKLE/RH	26	BLACKET/ENGINE/LH	1		1		3		41
ARM/PITMAN	26	BOLT	8		16		5		42
ARM/PTO	21		13		19		8		13
ARM, TENTION COMP	23	BOLT (S)/M10X45	12		65		11		15
AXLE/FRONT	25	BOLT (S)/N6X16)	37	BOLT/M10X30	9		33		27
BALLBEARING	12		41		12		34		28
BAND	12	BOLT (CONNECTER/PFI/2	13		4		2		38
	43	BOLT (S) M10X25	14	BOLT/M12X60	50		2		9
	44		19	BOLT/M6X25	3		8		10
BAND, HARNESS	5		22		4		7		13
	31	BOLT (S) M8X45	22	BOLT/M8X45	8		3		13
	42	BOLT (S) 7	23	BOLT/S	1		15		14
	43		24		3		4		14
	44		27	BOLT/SP	36		9		14
BAND, HOSE	29	BOLT (S) M8X45	28		6		9		15
	43	BOLT (S) 7	51		12		8		15
	44		9	BOLT/STUD/SEAL	28		11		23
BAND, WIRE/250	5		10		38		17		23
BAR/PTO	22	BOLT (SP) M8X20	2		8		7		27
BATTERY/38B20L ASSY	6		3	BOLT/5/16X25	19		7		27
			11		11		18		41
									37

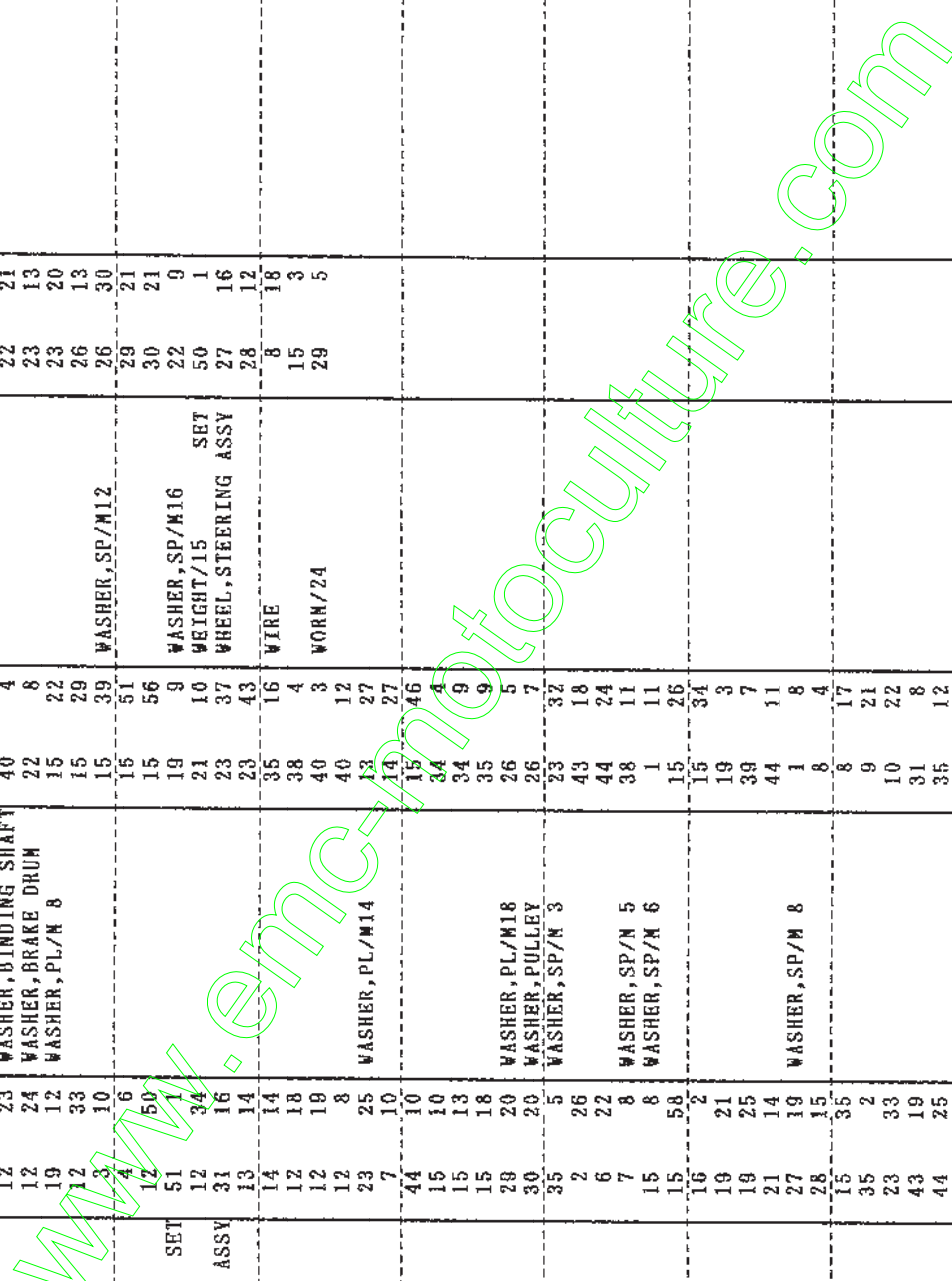
DESCRIPTION	REF. NO	DESCRIPTION	REF. NO	DESCRIPTION	REF. NO	DESCRIPTION	REF. NO
BOLT, SENS (S) M8X16	5	CASE	12	COLLAR(21X35X02)	23	DRIVESCREW	12
	6	CASE(PTO/FRONT)	15	COLLAR(17X27X02)	51	DRUM, BRAKE	4
	9	CASE(PTO/RAER)	23	COLLAR(18X30X05)	23	DUST/SEAL	18
	10	CASE/POWERSTEERING	29	COLLAR(21X25X04)	29		13
	13	CASE/STEERING	29	COLLAR(21X25X08)	30		14
	14		30	COLLAR(25X35X02)	11	ELEMENT	25
	16	CASE/TRANSMISSION LH	9	COLLAR(26X32X41)	22	ELEMENT, PAPER	3
	25	CASE/TRANSMISSION RH	9	COLLAR(26X32X53)	32	FAN(HST)	4
	25		10	COLLAR(26X35X03)	17	FENDER	8
	29	CASE/TRANSMISSION LH	10		17	FILTER	13
BONDEDSEAL	12	CASE, DIFF	17	COLLAR(31X38X06)	26	FILTER/SUCTION/HST	33
	44	CHARGE PUMP	12	COLLAR(31X41X03)	17	FILTER, FUEL	14
BOOT	39	CHASSIS	25		17	FILTER, SUCTION (HST)	5
	43	CLAMP	39	COLLAR, WHEEL THRUST	17	FLANGE/CONTROL COMP	13
	44	CLAMP WIRE/09-11	5	COLLAR, 26X32X14	32	FUSE/32V03A	29
BRACKET, ENGINE/RH	1	CLAMP/WIRE/10-12	5	COLUMN, STEERING ASSY	27	FUSE/32V10A	16
BRACKET, PTO/F	22		5	CONNECTOR	2		3
BREATHER, TANK CAP	40		19	COUPLING	31		44
BULB	20		23	COVER (BEST)	8		12
	32		28	COVER (BRAKE)	12		42
BULB, LAMP/12V21W	41		20	COVER/DOOV	36		40
BUSH	12		5	COVER/COUPLING	35		3
BUSH(12X14X20)	23		13	COVER/Front/LH	41		40
BUSH/10X12X10	27		24	COVER/Front/MESH	37		29
	28		12	COVER/Front/RH	37		30
BUSH/15X17X11	21		13	COVER/GPFI	31		11
BUSH/15X17X16	35		14	COVER/LOWER ASSY	37		23
BUSH/22X40C37	29		11	COVER/REAR	25		11
BUSH/25X28X25	25		28	COVER/SIDE/LH	37		11
BUSH, COLUMN	27		9	COVER/SIDE/RH	37		17
	28		24	COVER/SPOOL	51		17
CABLE	6		26	COVER/SWITCH	42		38
CABLE/ACCELERATOR	7		33	COVER/U	36		40
CABLE/PTO ASSY	21		5	COVER/44X10	26		43
CABLE, EARTH	6		2	COVER, F/PTO	22		44
CABLE, WIRE	6		4	CUSHION, PEDAL/RUBBER	1		44
CAP	2		9	CYLINDER ASSY	13		1
	41		27	CYLINDERBLOCK ASSY	14		37
CAP/WHEEL	32		18	CYLINDER/3.0A	44		44
CAP, BATTERY	6		31	DT00R/3.0A	5		43
CAP, FUSE BOX	43		31				
	44		4				
CAP, SHAFT(A)COMP	22		17				
CAP, TANK	40		9				
CAP, TIRE VALVE	20		10				
	32		5				
CARTRIDGE/80 ASSY	13		12				
	14		15				

DESCRIPTION	REF . NO	DESCRIPTION	REF . NO	DESCRIPTION	REF . NO	DESCRIPTION	REF . NO	DESCRIPTION	REF . NO
HARNESS/MAIN/S ASSY	44	JOINT-TYPE	5	LAMP/HEAD	27	LAMP/HEAD	42	LAMP/HEAD	42
HITCH/REAR SET	24	JOURNAL KIT	8	LAMP, HEAD ASSY	9	LAMP, HEAD ASSY	42	LAMP, HEAD ASSY	2
HOLDER(FUEL FILTER)	5	KEY ASSY	41	LAMP, MONITOR	8	LAMP, MONITOR	41	LAMP, MONITOR	7
HOLDER/SWITCH	39	KNOB	7	LEAD	5	LEAD	42	LEAD	12
HOLDER, BATTERY	6	KNOB	21	LRNS	13	LRNS	41	LRNS	15
HOOD/A COMP	37	KNOB, SET/12	23	LEVER (PTO)	34	LEVER (PTO)	23	LEVER (PTO)	31
HOOD/B	37	KNOB	25	LEVER(HST LIFT)	4	LEVER(HST LIFT)	35	LEVER(HST LIFT)	15
HOOK RADIATOR PANEL	2	KNOB	31	LEVER(UNLOAD COMP)	6	LEVER(UNLOAD COMP)	16	LEVER(UNLOAD COMP)	15
HOSE ASSY	13	LABEL (LIFT)	45	LEVER, AXLE	7	LEVER, AXLE	7	LEVER, AXLE	26
	14	LABEL (FUSE/D)	45	LEVER, PTO	18	LEVER, PTO	21	LEVER, PTO	23
HOSE/HYDRAULIC/350	13	LABEL (FUSE/E)	46	LIFT/270 COMP	4	LIFT/270 COMP	33	LIFT/270 COMP	27
	14	LABEL (FUSE/F)	48	LINING/13X50X3	4	LINING/13X50X3	33	LINING/13X50X3	14
HOSE/INLET	3	LABEL/CAUTION/I	47	LINING/50	4	LINING/50	7	LINING/50	37
	4	LABEL/GE	49	LINK	2	LINK	16	LINK	30
HOSE/RETURN	31	LABEL/CAUTION/I	49	LINK/A	7	LINK/A	34	LINK/A	44
HOSE/07X13X120	5	LABEL/FUEL/I	45	LINK, FUSIBLE	5	LINK, FUSIBLE	31	LINK, FUSIBLE	14
HOSE/1220	5	LABEL/FUSE/I	45	LOCK (NEUTRAL)	16	LOCK (NEUTRAL)	44	LOCK (NEUTRAL)	1
HOSE/14X22X150	5	LABEL/MAINTENANCE	45	MARK, FUEL	8	MARK, FUEL	15	MARK, FUEL	15
HOSE/14X22X460	31	LABEL/NOISE/LPA/90	45	MARX, FUEL/FR	19	MARX, FUEL/FR	48	MARX, FUEL/FR	52
HOSE/1800	5	LABEL/OPERATION/D	45	MAT (LR)	16	MAT (LR)	47	MAT (LR)	19
HOSE/210	2	LABEL/OPERATION/E	46	MAT/RH	17	MAT/RH	40	MAT/RH	13
HOSE/270	2	LABEL/OPERATION/F	48	METAL, PTO	2	METAL, PTO	23	METAL, PTO	35
HOSE/270 ASSY	5	LABEL/OPERATION/I	47	METAL, BRAKE	2	METAL, BRAKE	9	METAL, BRAKE	37
	5	LABEL/PARKING/D	49	METAL, LIFTARM	1	METAL, LIFTARM	10	METAL, LIFTARM	6
HOSE/320	9	LABEL/PARKING/E	46	METAL, LIFTARM/R COMP	3	METAL, LIFTARM/R COMP	33	METAL, LIFTARM/R COMP	6
	10	LABEL/PARKING/F	48	METER/HOUR	3	METER/HOUR	42	METER/HOUR	24
HOSE/350	5	LABEL/PARKING/I	47	METER, HOUR ASSY	3	METER, HOUR ASSY	42	METER, HOUR ASSY	2
HOSE/360	9	LABEL/PARKING/D	48	MUFFLER	6	MUFFLER	3	MUFFLER	14
	9	LABEL/RADIATOR/T	49	NEEDLE(GAGE)	6	NEEDLE(GAGE)	23	NEEDLE(GAGE)	39
HOSE/700	31	LABEL/WARNING/BELT	45	NET/100X388	6	NET/100X388	37	NET/100X388	26
HOSE, RADIATOR/LW	2	LABEL/WARNING/SLOPE	45	NET, LOWER COVER/LH	10	NET, LOWER COVER/LH	37	NET, LOWER COVER/LH	26
HOSE, RADIATOR/UP	2	LABEL/CAUTION/D	46	NET, LOWER COVER/RH	21	NET, LOWER COVER/RH	37	NET, LOWER COVER/RH	26
HOSE, VINYL	2	LABEL, CAUTION/D	46	NIPPLE, GREASE	9	NIPPLE, GREASE	19	NIPPLE, GREASE	29
HST ASSY	12	LABEL, CAUTION/E	48	NUT, N6F	4	NUT, N6F	25	NUT, N6F	5
HUB, PTO FRONT	25	LABEL, CAUTION/F	47	NUT/M10	10	NUT/M10	10	NUT/M10	6
HUB, SEAL/INPUT	11	LABEL, FUEL/D	46	NUT/M16	14	NUT/M16	20	NUT/M16	2
HUB, STEERING COLUMN	27			NUT/M20	2	NUT/M20	23	NUT/M20	23
	28			NUT/M6	3	NUT/M6	26	NUT/M6	17
INSULATOR	1			NUT/M8	6	NUT/M8	6	NUT/M8	10
INSULATOR/10X30X03	40				1		3		14
INSULATOR/22	25				1		3		14
JOINT UNIVERSAL ASSY	8				1		3		14
JOINT/HST/F COMP	8				1		3		14
JOINT/HST/R COMP	8				1		3		14
JOINT, BALL	26				1		3		14
JOINT, BALL/LH	26				1		3		14
JOINT, BALL/RH	26				1		3		14
JOINT, CAP LING	8				1		3		14

DESCRIPTION	REF. NO	DESCRIPTION	REF. NO	DESCRIPTION	REF. NO	DESCRIPTION	REF. NO	DESCRIPTION	REF. NO	DESCRIPTION	REF. NO
NUT/M8	19	ORNAMENT/RH	45	PIN,SPLIT/2.5X20	12	PLATE(HOOK) COMP	16	PLATE(L/20X122)	15		16
NUT/WASHER	39	ORNAMENT/LH	45	PIN,SPLIT/3 X15	3	PLATE(L/20X122)	23	PLATE(L/16X101)	15		15
NUT, LOCK/M8	34	PACKING	45		18	PLATE(L/22X100)	30	PLATE(L/22X100)	23		23
	6		2		9		40		15		15
	13		3		9		57		15		15
	14		4		2		10		15		15
	18		4		4		19		19		19
	23		4		4		21		21		21
	27		4		5		11		23		23
	27	PAD	19	PIN, SPLIT/3 X20	6	PLATE(PARKING) COMP	17	PLATE(PARKING) COMP	18		18
	27	PAD (HST)	15		44		9	PLATE(RETURN)	23		23
	27	PAD, STEERING WHEEL	27		17		14	PLATE(UK27X71)	18		18
	27		26		17		19	PLATE/CASE	9		9
	28		28		13		19		10		10
	28		28		13		59		36		36
	38	PANEL/INSTRUMENT SET	41		1	PLATE/I/19X85 COMP	5	PLATE/I/19X85 COMP	5		5
NUT, RING/M28X1.0	41	PANEL INSTRUMENT	41		9	PLATE/IRX13X35	23	PLATE/IRX13X35	23		23
NUT, SPEED/P4	37	PANEL/RADIATOR	2		21		3		43		43
NUT, SPEED/P6	37	PEDAL (HST)	15		42		6		44		44
O-RING	12	PIN	12		5	PLATE/L/15X55	6	PLATE/L/15X55	42		42
	12		12		11	PLATE/L/170X215	10	PLATE/L/170X215	23		23
	12		12		11		11		24		24
	31		12		29		7	PLATE, AXLE	7		7
	31		12		48		6	PLATE, BATTERY	6		6
O-RING/G30	11	PIN (08X26)	35		15		28	PLATE, FILLER COMP	9		9
O-RING/G45	9	PIN (10X18)	17		3		15		24		24
	15	PIN (10X70)	15		60		23		10		10
	10	PIN (14X54)	13		26		26	PLATE, I/22X240	36		36
	11		14		26		9		3		3
	11		14		26		31	PLATE, I/22X475	36		36
O-RING/G55	51	PIN (18X52)	23		66		22		1		1
O-RING/P 6	51	PIN(NEUTRAL)	15		6		22	PLATE, I/25X486	36		36
O-RING/P15	23	PIN/SPRING	12		61		22		35		35
O-RING/P16	31	PIN/10X382	39		10		5	PLATE, LOCK	19		19
O-RING/P18	13	PIN/15X108	34		2		10	PLATE, POST/LH	27		27
	13		34		7		36	PLATE, POST/RH	27		27
	14		34		7		3	PLATE, STEERING	29		29
	14		18		6		3		30		30
O-RING/P22	13	PIN/15X47	38		5		29	PLATE, STOPPER	8		8
	14	PIN/8X36	40		14		29	PLATE, TRANON	15		15
	14		17		8		69		1		1
O-RING/P24	13	PIN, DIFF PINTON	17		8		6	PLATE(I/22X134)COMP	15		15
O-RING/P26	13	PIN, KNOCK	9		6		2	PLUG	2		2
O-RING/P28	14		10		6		7		17		17
O-RING/P30	14	PIN, PTO	23		74		10		12		12
O-RING/P8	12	PIN, RELEASE ROD	29		30		10		12		12
OILSEAL	12		28		34		19		12		12
	12	PIN, SNAP/8	38		6		1		51		51
	12		40		13		1		12		12
ORIFICE	45	PIN, SPLIT/2.5X15	7		11		1	PLUG/SCREW	23		23
ORNAMENT/F	45		23		38	PIPE/SUCTION COMP	31	PLUG/SCREW/SEAL	31		31
	45		40		5	PISTON	21	PLUG, DRAIN (1/4)	9		9
ORNAMENT/LH	45	PIN, SPLIT/2.5X20	26		14		22		10		10
ORNAMENT/POWER STEER	45		26		25		57	PLUG, OIL	9		9
ORNAMENT/RH	45		27		20	PLATE(BRAKE LOCK)	17	PORTBLOCK	12		12

DESCRIPTION	REF. NO	DESCRIPTION	REF. NO	DESCRIPTION	REF. NO	DESCRIPTION	REF. NO	DESCRIPTION	REF. NO
POST/STEERING ASSY	27	RING, SNAP/42 C	10	SEAL, OIL	3	SEAL, OIL	3	SEAL, OIL	3
PROTECTOR	28	RING, SNAP/42 C	10	SEAL, OIL	11	SEAL, OIL	11	SEAL, OIL	11
PROTECTOR/250	5	RING, SNAP/47 C	22	SEAL, OIL/TC15957	7	SEAL, OIL/TC15957	7	SEAL, OIL/TC15957	7
PROTECTOR, FRONT	2	RING, SNAP/47 C	22	SEAL, OIL/TC20357	14	SEAL, OIL/TC20357	14	SEAL, OIL/TC20357	14
PTO/REAR SET	23	RING, SNAP/52 C	12	SEAL, OIL/TC30428	24	SEAL, OIL/TC30428	24	SEAL, OIL/TC30428	24
PULLEY (VC135)	23	RING, SNAP/52 C	12	SEAL, OIL/TC35558	53	SEAL, OIL/TC35558	53	SEAL, OIL/TC35558	53
PULLEY/PT80X47	21	RING, SNAP/52 C	12	SEAL, OIL/TC4, 14247	7	SEAL, OIL/TC4, 14247	7	SEAL, OIL/TC4, 14247	7
PULLEY/VC100	23	RING, SNAP/52 C	12	SEAL, OIL/VC20426	36	SEAL, OIL/VC20426	36	SEAL, OIL/VC20426	36
PULLEY, TENSION	23	RING, SNAP/52 C	12	SEAL, OIL/VC20426	15	SEAL, OIL/VC20426	15	SEAL, OIL/VC20426	15
PULLEY, V/28105	22	RING, SNAP/52 C	12	SEAL, OIL/VC20426	26	SEAL, OIL/VC20426	26	SEAL, OIL/VC20426	26
PULLY/V28173	22	RING, SNAP/52 C	12	SEAL, OIL/VC20426	19	SEAL, OIL/VC20426	19	SEAL, OIL/VC20426	19
PUMP/BEAR SET	31	RING, SNAP/52 C	12	SEAL, OIL/VC20426	15	SEAL, OIL/VC20426	15	SEAL, OIL/VC20426	15
PUMP/GEAR ASSY	31	RING, SNAP/52 C	12	SEAL, OIL/VC20426	15	SEAL, OIL/VC20426	15	SEAL, OIL/VC20426	15
PUMP, FUEL	5	RING, SNAP/52 C	12	SEAL, OIL/VC20426	15	SEAL, OIL/VC20426	15	SEAL, OIL/VC20426	15
RADIATOR ASSY	2	RING, SNAP/52 C	12	SEAL, OIL/VC20426	15	SEAL, OIL/VC20426	15	SEAL, OIL/VC20426	15
REFLECTOR ASSY	38	RING, SNAP/52 C	12	SEAL, OIL/VC20426	15	SEAL, OIL/VC20426	15	SEAL, OIL/VC20426	15
RELAY/4P	43	RING, SNAP/52 C	12	SEAL, OIL/VC20426	15	SEAL, OIL/VC20426	15	SEAL, OIL/VC20426	15
RETAINERHOLDER	12	RING, SNAP/52 C	12	SEAL, OIL/VC20426	15	SEAL, OIL/VC20426	15	SEAL, OIL/VC20426	15
RETAINERPLATE	12	RING, SNAP/52 C	12	SEAL, OIL/VC20426	15	SEAL, OIL/VC20426	15	SEAL, OIL/VC20426	15
RIM, WHEEL	20	RING, SNAP/52 C	12	SEAL, OIL/VC20426	15	SEAL, OIL/VC20426	15	SEAL, OIL/VC20426	15
RIM, WHEEL FRONT	32	RING, SNAP/52 C	12	SEAL, OIL/VC20426	15	SEAL, OIL/VC20426	15	SEAL, OIL/VC20426	15
RING/0	12	RING, SNAP/52 C	12	SEAL, OIL/VC20426	15	SEAL, OIL/VC20426	15	SEAL, OIL/VC20426	15
RING/SNAP	29	RING, SNAP/52 C	12	SEAL, OIL/VC20426	15	SEAL, OIL/VC20426	15	SEAL, OIL/VC20426	15
RING/SPRING	29	RING, SNAP/52 C	12	SEAL, OIL/VC20426	15	SEAL, OIL/VC20426	15	SEAL, OIL/VC20426	15
RING, CIRCLIP	23	RING, SNAP/52 C	12	SEAL, OIL/VC20426	15	SEAL, OIL/VC20426	15	SEAL, OIL/VC20426	15
RING, PTO	23	RING, SNAP/52 C	12	SEAL, OIL/VC20426	15	SEAL, OIL/VC20426	15	SEAL, OIL/VC20426	15
RING, SNAP	51	RING, SNAP/52 C	12	SEAL, OIL/VC20426	15	SEAL, OIL/VC20426	15	SEAL, OIL/VC20426	15
RING, SNAP/12 C	23	RING, SNAP/52 C	12	SEAL, OIL/VC20426	15	SEAL, OIL/VC20426	15	SEAL, OIL/VC20426	15
RING, SNAP/15 C	21	RING, SNAP/52 C	12	SEAL, OIL/VC20426	15	SEAL, OIL/VC20426	15	SEAL, OIL/VC20426	15
RING, SNAP/16 C	17	RING, SNAP/52 C	12	SEAL, OIL/VC20426	15	SEAL, OIL/VC20426	15	SEAL, OIL/VC20426	15
RING, SNAP/17 C	18	RING, SNAP/52 C	12	SEAL, OIL/VC20426	15	SEAL, OIL/VC20426	15	SEAL, OIL/VC20426	15
RING, SNAP/20 C	8	RING, SNAP/52 C	12	SEAL, OIL/VC20426	15	SEAL, OIL/VC20426	15	SEAL, OIL/VC20426	15
RING, SNAP/20C	12	RING, SNAP/52 C	12	SEAL, OIL/VC20426	15	SEAL, OIL/VC20426	15	SEAL, OIL/VC20426	15
RING, SNAP/25 C	11	RING, SNAP/52 C	12	SEAL, OIL/VC20426	15	SEAL, OIL/VC20426	15	SEAL, OIL/VC20426	15
RING, SNAP/30 C	12	RING, SNAP/52 C	12	SEAL, OIL/VC20426	15	SEAL, OIL/VC20426	15	SEAL, OIL/VC20426	15
RING, SNAP/40 C	12	RING, SNAP/52 C	12	SEAL, OIL/VC20426	15	SEAL, OIL/VC20426	15	SEAL, OIL/VC20426	15
RING, SNAP/42 C	26	RING, SNAP/52 C	12	SEAL, OIL/VC20426	15	SEAL, OIL/VC20426	15	SEAL, OIL/VC20426	15
RING, SNAP/42 C	9	RING, SNAP/52 C	12	SEAL, OIL/VC20426	15	SEAL, OIL/VC20426	15	SEAL, OIL/VC20426	15

DESCRIPTION	REF. NO	DESCRIPTION	REF. NO	DESCRIPTION	REF. NO	DESCRIPTION	REF. NO
TRIM/1X6X360	37	WASHER/9X32X2	11	WASHER,SP/M10	16		
TRUNNIONPIN	12	WASHER, BINDING SHAFT	23		4		
	12	WASHER, BRAKE DRUM	24		8		
TURNBUCKLE/M8	19	WASHER, PL/M 8	15		22		
UNLOADINGVALVE	12		33		29		
VALVE	3		10		15		
	4		6		39		
	12		50		51		
VALVE RELIEF SET	51		11		15		
VALVE RELIEF	12		34		19		
VALVE/RELIEF ASSY	31		16		21		
VALVE.COUNTROL	13		14		23		
	14		14		23		
	12		18		35		
	12		19		38		
WASHER	12		8		40		
	23		25		40		
WASHER / M6	7		10		13		
	44		10		14		
WASHER /M12	15		13		15		
	15		18		34		
	15		18		34		
	29		20		35		
	30		20		26		
	35		5		26		
WASHER/M10	2		26		32		
	6		22		43		
	7		8		44		
	15		8		38		
	15		58		1		
	16		2		15		
	19		21		16		
	19		25		34		
	21		14		19		
	27		19		39		
	28		15		44		
	15		35		1		
	35		2		8		
WASHER/M20	2		26		17		
	3		21		8		
	23		33		9		
	43		19		21		
	44		25		10		
	37		28		22		
	26		24		31		
WASHER/M3	39		13		35		
	21		4		12		
WASHER/06X16X01	29		8		37		
WASHER/11X22X3	30		8		37		
WASHER/11X35X02	29		8		1		
WASHER/15X24X2	30		8		6		
WASHER/31X42X1	41		14		21		
					34		
					10		
					35		
					12		
					37		
					4		
					6		
					21		
					9		
					22		
					8		
					12		
					37		
					1		
					4		
					21		
					6		
					21		
					34		
					10		
					35		
					12		
					37		
					17		
					5		





**Yvan Béal - 21, av. de l'Agriculture - B.P. 16
Z.I. du Brézet - 63014 Clermont-Ferrand Cedex 2
Tél : 04 73 91 93 51 - Télécopie : 04 73 90 23 11
www.yvanbeal.fr - E-mail : info@yvanbeal.fr
R.C.S. Clermont-Fd B 304 973 886 - S.A.S. au capital de 612 000 €**