



PIECES DETACHEES

Tondeuse PRO

SG17H

SG17H-48C, 48E20, 48E20S, 48E40, 48E40S, 48E50, 48E50S, 48E50T, 48RE20S, 48RE40S, 48RE50, 48RE50S, E20S, V48C, V48E20, V48E20S, V48E40, V48E40S, V48E50, V48E50C, V48RE20, V48RE20S, V48RE40, V48RE40S, V48RE50, V48RE50S



Yves Béal 21, Av. de l'Agriculture - B.P. 18
Z.I. de Bécos 83016 Clermont-Ferrand Cedex 2
Tel: 04 73 91 92 51 Téléphone : 06 73 90 23 11
www.yvesbeal.fr Email: info@yvesbeal.fr
M.C. 8 304 973 886 - SIREN 304 973 886

1631-098-1001-0

03-000154-050215

Directions for use of Parts Catalogue

1. Applicable model of machines

All component and option parts used for SG17H lawn & garden tractorst are listed in this parts catalogue.

Description of type of machines and particulars

TYPE Of Machines	Section	LANGUAGE	Engine	
			E374 - G	E374 - G01
SG17H	48C	JAPAN	○	
	48E20	GERMAN	○	
	48E20S	GERMAN		○
	48E40	ENGLISH	○	
	48E40S	ENGLISH		○
	48E50	FRENCH	○	
	48E50S	FRENCH		○
	48E50T	ITALIAN	○	
	48RE20S	GERMAN		○
	48RE40S	ENGLISH		○
	48RE50	FRENCH	○	
	48RE50S	FRENCH		○
	E20S	GERMAN		○
	V48C	JAPAN	○	
	V48E20	GERMAN	○	
	V48E20S	GERMAN		○
	V48E40	ENGLISH	○	
	V48E40S	ENGLISH		○
	V48E50	FRENCH	○	
	V48E50S	FRENCH		○
	V48RE20	GERMAN	○	
	V48RE20S	GERMAN		○
	V48RE40	ENGLISH	○	
	V48RE40S	ENGLISH		○
	V48RE50	FRENCH	○	
V48RE50S	FRENCH		○	

2. Explanation for head paragraph

KEY	PART CODE	DESCRIPTION	QTY	TYPE OF MODEL				I T C	C O L	G R P	REMARKS
				TF15	TF17	TF19					
126	1614-508-200-00	FILTER(SUCTION) ASSY	1		*				4E		
127	V721-103-103-50	O-RING	1		*						
128	1614-508-260-00	FILTER(SUCTION) ASSY	1		*	981- -1799					
129	1614-508-262-00	FILTER(LH)	1	*	*	*				FIG. 164	
		ASSY	1	*	*	*			4E	A	
			1	*	*	*			3		
			1	*	*	I- -1999			4E	A	

- ① KEY shows the location of parts diagramed in the illustration.
- ② Parts numbers begin with `V` and `W` are standard parts of the market.
- ③ `LH` and `RH` on the parts name are described against the moving direction of the machine or are described on the condition how to install parts on the machines.
- ④ QTY shows the number of parts to be used for one unit of machine.
`M` is indicated for parts supplied by a meter long.
`ℓ` is indicated for parts supplied by liter.
`AR` is indicated for parts need to be adjusted or regulated.
- ⑤ The following symbol classifies parts to be used for machines.
`*` means standard parts.
`T` shows that the parts can be installed as optional parts.
`R` shows that the parts can be used as applicable parts to replace originally equipped parts.
- ⑥ Serial number : upper row shows the serial number for the first product and lower row for the last product.

Example : Serial no. 1 through to serial no. 1999.

⑦ ITC : Interchangeability

`1` ... OLD ← NEW

New parts can be used in place of the old parts.

`2` ... OLD → NEW

Old parts can be used in place of the new parts.

`3` ... OLD ↔ NEW

Old parts and new parts can not be replaced each other.

⑧ COL : Color code

Color is signified with color code number for colored parts.

Please see the color list shown in the next page.

⑨ GRP : Parts shown in this column can be replaced by SET parts.

Exsample : Parts marked ① can be replaced by parts marked ②, and ③ for ④, so the rest follow in the same alphabetical order.

⑩ Remarks

* Other maker's part code number is shown in this column.

* When Fig. No. is shown in the Remark column of SET parts or ASSY parts, each of their component parts are listed in said Fig. No.

3. Color :

The following colors are used for color parts.

COLOR CODE	C O L O R	SPRAY TYPE CODE NUMBER	PAINTS 4K DRUM	PAINTS 16K DRUM
4 G	GRYSTAL BLUE	1300-957-001-10	1300-957-003-00	1300-957-004-00
5 I	SUNESSET GRAY	1300-959-001-10	1300-959-003-00	1300-959-004-00
6 G	SUMMER WHITE	1300-958-001-00	1300-958-003-00	1300-958-004-00
7 F	MIRROR BLACK	1300-954-001-10	1300-954-003-00	1300-954-004-00

NOTE : Color code is signified only for the parts assigned by the maker as color parts.

4. Serial Numbers :

1) For engines serial number is stamped on CYLINDER BLOCK ASSY.

Please see Fig. No. 5 - 1.

2) For chassies serial number is shown on the LABEL.

Please see



5. Parts_Order

- 1) Parts numbers listed in the parts catalogue are all registered in "ISEKI on-line computer".
- 2) When you order parts, please make sure of correct numbers.
- 3) When substitute parts is available, the part number ordered will be automatically turned to a new part number.
- 4) Please be sure to use "ISEKI GENUINE PARTS".

Any other similar parts other than ISEKI parts when used may cause a trouble that makes us unable to repair or guarantee the warrant.

www.emc-motoculture.com

P. 1 *** STRUCTURE TABLE OF MODEL ***

M O D E L	S G									
F I G	14444	44444	444EU	UUUUU	UUUUU	UU				
	78888	88888	88824	44444	44444	44				
	HCEEE	EEEEER	RRR08	88888	88888	88				
	224	4555E	EEESC	EEEEE	ERRRR	RR				
	000	00002	455	22445	5EEEE	EE				
	S	S ST0	000	00000	02244	55				
		S	S S	S S	S0000	00				
					S S	S				
	1	****	*****	*****	*****	*****	**			
	2	****	*****	*****	*****	*****	**			
3	****	*****	*****	*****	*****	**				
4	****	*****	*****	*****	*****	**				
5	****	*****	*****	*****	*****	**				
6	****	*****	*****	*****	*****	**				
7	****	*****	*****	*****	*****	**				
8	****	*****	****							
9	****	*****	****							
10			*	*****	*****	**				
11	****	*****	*****	*****	*****	**				
12	****	*****	*****	*****	*****	**				
13	****	*****	*****	*****	*****	**				
14	****	*****	*****	*****	*****	**				
15	****	*****	*****	*****	*****	**				
16	****	*****	*****	*****	*****	**				
17	****	*****	*****	*****	*****	**				
18	****	*****	*****	*****	*****	**				
19	****	*****	*****	*****	*****	**				
20	****	*****	*****	*****	*****	**				
21	****	*****	*****	*****	*****	**				
22	****	*****	*****	*****	*****	**				
23	*		*							
24	*		*							
25	*		*							
26	TTT	TTTT	T	TTTTT	T					
27	TTTT	TTTTT	TTTTT	TTTTT	TTTTT	TT				
28	****	*****	*****	*****	*****	**				
29	****	*****	*****	*****	*****	**				
30			*	*****	*****	**				
31	****	*****	****							
32			*	*****	*****	**				
33	****	*****	****							
34			*	*****	*****	**				
35	****	*****	*****	*****	*****	**				
36	****	*****	*****	*****	*****	**				
37	****	*****	*****	*****	*****	**				
38	****	*****	*****	*****	*****	**				
39	****	*****	*****	*****	*****	**				
40	****	*****	*****	*****	*****	**				
41	****	*****	*****	*****	*****	**				
42	****	*****	*****	*****	*****	**				
43	****	*****	*****	*****	*****	**				
44	** *	* *	* *	* * *	* * *	*				
45	***	*****	****	*****	*****	**				

P. 2 *** STRUCTURE TABLE OF MODEL ***

M O D E L	S G											
F I G	14444	44444	444EU	UUUUU	UUUUU	UU						
	78888	88888	88824	44444	44444	44						
	HCEEE	EEEEER	RRR08	88888	88888	88						
	224	4555E	EEESC	EEEEE	ERRRR	RR						
	000	00002	455	22445	5EEEE	EE						
	S	S STO	000	00000	02244	55						
		S	S S	S S	S0000	00						
					S S	S						
46	TTTT	TTTTT	TITTT	TTTTT	TTTTT	TT						
47	** *	* *	* *	* * *	* * *	*						
48	*	* * *	* **	* *	* * *	*						
49	*		*									
50	TTT	TTTTT	TITTT	TTTTT	TTTTT	TT						
51	***	*** *	****	*****	*****	**						
52	*	*	*									
53	****	*****	*****	*****	*****	**						
54	TTT	TTTT	T	TTTTT	T							

www.emc-motoculture.com

CONTENTS

SG17H

ENGINE (E374-G)

CYLINDER HEAD	Fig. 1
CYLINDER HEAD COVER	Fig. 2
INLET MANIFOLD	Fig. 3
EXHAUST MANIFOLD	Fig. 4
CYLINDER BLOCK	Fig. 5
BEARING/UNDER SIZE (OPTION)	Fig. 6
OIL PAN	Fig. 7
REAR PLATE	Fig. 8
TIMING GEAR CASE	Fig. 9
HANGER	Fig. 10
VALVE	Fig. 11
CAM SHAFT	Fig. 12
PISTON	Fig. 13
PISTON/OVER SIZE (OPTION)	Fig. 14
CRANK SHAFT	Fig. 15
OIL PUMP	Fig. 16
WATER PUMP	Fig. 17
COOLING FAN	Fig. 18
INJECTION NOZZLE	Fig. 19
INJECTION PUMP	Fig. 20
FUEL PIPE	Fig. 21
ELECTRIC (1)	Fig. 22
ELECTRIC (2)	Fig. 23
REPAIR KIT	Fig. 24
6 2 1 5 - 3 0 0 - 0 0 5 - 0 0	Fig. 25
6 2 1 5 - 6 0 0 - 0 8 8 - 0 0	Fig. 26
6 2 8 1 - 1 0 0 - 0 0 3 - 0 0	Fig. 27
6 2 8 1 - 2 0 0 - 0 0 7 - 0 0	Fig. 28

CONTENTS

SG17H-S

ENGINE (E374-G01)

CYLINDER HEAD	Fig. 1
CYLINDER HEAD COVER	Fig. 2
INLET MANIFOLD	Fig. 3
EXHAUST MANIFOLD	Fig. 4
CYLINDER BLOCK	Fig. 5
BEARING/UNDER SIZE (OPTION)	Fig. 6
OIL PAN	Fig. 7
REAR PLATE	Fig. 8
TIMING GEAR CASE	Fig. 9
HANGER	Fig. 10
VALVE	Fig. 11
CAM SHAFT	Fig. 12
PISTON	Fig. 13
PISTON/OVER SIZE (OPTION)	Fig. 14
CRANK SHAFT	Fig. 15
OIL PUMP	Fig. 16
WATER PUMP	Fig. 17
COOLING FAN	Fig. 18
INJECTION NOZZLE	Fig. 19
INJECTION PUMP	Fig. 20
FUEL PIPE	Fig. 21
ELECTRIC (1)	Fig. 22
ELECTRIC (2)	Fig. 23
REPAIR KIT	Fig. 24
6 2 1 5 - 3 0 0 - 0 0 5 - 0 0	Fig. 25
6 2 1 5 - 6 0 0 - 0 8 8 - 0 0	Fig. 26
6 2 8 1 - 1 0 0 - 0 0 3 - 0 0	Fig. 27
6 2 8 1 - 2 0 0 - 0 1 6 - 0 0	Fig. 28

CONTENTS

CHASSIS

SG17H

BRACKET (ENGINE) SYSTEM	Fig. 1
RADIATOR SYSTEM	Fig. 2
MUFFLER/CLEANER (AIR) SYSTEM	Fig. 3
FILTER (FUEL) /HOSE (FUEL) SYSTEM	Fig. 4
BATTERY SYSTEM	Fig. 5
ACCELERATOR SYSTEM	Fig. 6
JOINT (UNIVERSAL) /FAN (HST) SYSTEM	Fig. 7
TRANSMISSION SYSTEM (EXCEPT U TYPE) (No.200001~)	Fig. 8
TRANSMISSION SYSTEM (EXCEPT U TYPE) (No.1~200000)	Fig. 9
TRANSMISSION SYSTEM (U TYPE)	Fig. 10
GEAR (INPUT) SYSTEM	Fig. 11
HST SYSTEM (1)	Fig. 12
HST SYSTEM (2)	Fig. 13
HST SYSTEM (3)	Fig. 14
HST SYSTEM (4)	Fig. 15
HST SYSTEM (5)	Fig. 16
HST SYSTEM (6)	Fig. 17
CASE (DIFF) /SHAFT (WHEEL) SYSTEM	Fig. 18
BRAKE SYSTEM	Fig. 19
ARM (BRAKE) SYSTEM	Fig. 20
TIRE (REAR) SYSTEM	Fig. 21
ARM (P.T.O.) /LEVER (P.T.O) SYSTEM	Fig. 22
SHAFT (JOINT/P.T.O.) /METAL (REAR/P.T.O.) SYSTEM (C TYPE)	Fig. 23
LEVER (P.T.O.) SYSTEM (C TYPE)	Fig. 24
CASE (P.T.O.) /SHAFT (INPUT) SYSTEM (C TYPE)	Fig. 25
P.T.O.(REAR) SET (OPTION) (EXCEPT C,R TYPE)	Fig. 26
HITCH (REAR) SET (OPTION)	Fig. 27
CHASSIS/AXLE (FRONT) SYSTEM	Fig. 28
ARM (KNUCKLE) /ARM (PITMAN) SYSTEM	Fig. 29

POST (STEERING) /WHEEL (STEERING) SYSTEM (U TYPE)	Fig. 30
POST (STEERING) /WHEEL (STEERING) SYSTEM (EXCEPT U TYPE)	Fig. 31
CASE (STEERING) /SHAFT (STEERING) SYSTEM (U TYPE)	Fig. 32
CASE (STEERING) /SHAFT (STEERING) SYSTEM (EXCEPT U TYPE)	Fig. 33
PUMP (GEAR) SYSTEM (U TYPE)	Fig. 34
TIRE (FRONT) SYSTEM	Fig. 35
LINK/LIFT SYSTEM	Fig. 36
ARM (LIFT) /ARM (CONTROL) SYSTEM	Fig. 37
HOOD (A) /COVER (FRONT) SYSTEM	Fig. 38
COVER (LOWER) /HOOD (B) SYSTEM	Fig. 39
FENDER SYSTEM	Fig. 40
SEAT SYSTEM	Fig. 41
TANK (FUEL) /STEP SYSTEM	Fig. 42
PANEL (INSTRUMENT) /LAMP (HEAD) SYSTEM	Fig. 43
ELECTRICAL SYSTEM (EXCEPT S TYPE)	Fig. 44
ELECTRICAL SYSTEM (S TYPE)	Fig. 45
MATER (HOUR) SET (OPTION)	Fig. 46
ORNAMENT (EXCEPT C,S TYPE)	Fig. 47
ORNAMENT (S TYPE)	Fig. 48
ORNAMENT (C TYPE)	Fig. 49
MARK/KIT (E TYPE) (OPTION)	Fig. 50
LABEL (1) (EXCEPT C,T TYPE)	Fig. 51
LABEL (2) (C,T TYPE)	Fig. 52
BUMPER WEIGHT (OPTION) /TOOL	Fig. 53
1 6 0 8 - 3 4 1 - 3 0 0 - 4 0 (1/3~3/3)	Fig. 54

WIRING DIAGRAM/SG17H

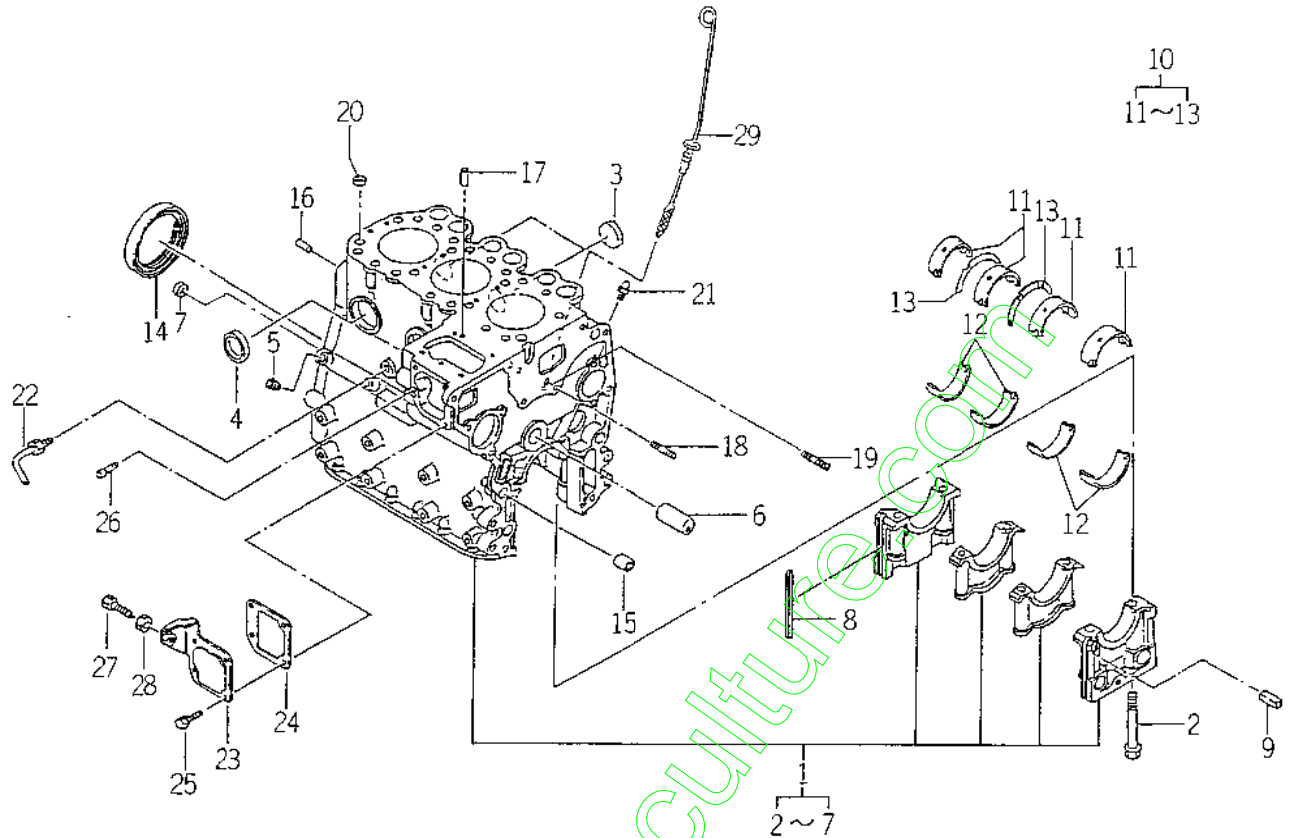
WIRING DIAGRAM/SG17H - S

ENGINE

E374-G SG17H

www.emc-motoculture.com

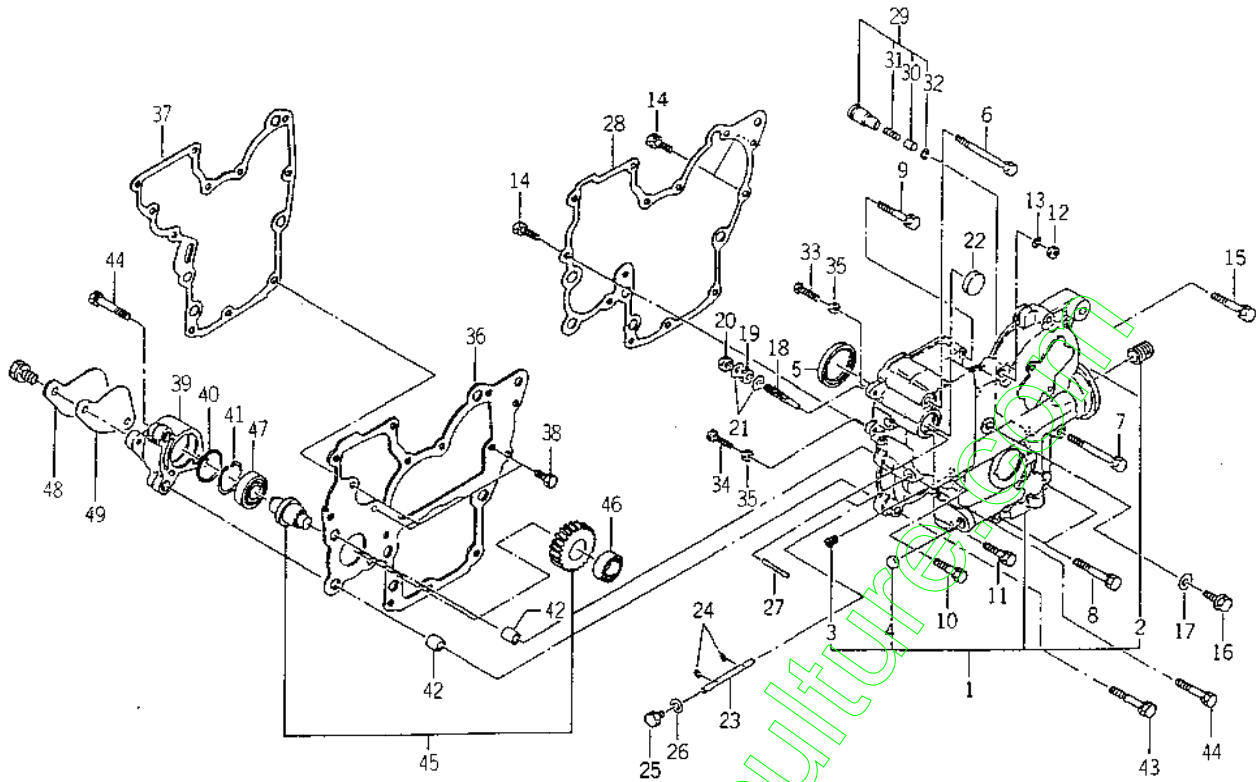
FIG. 5 CYLINDER BLOCK



6005-201P

KEY	PART CODE	DESCRIPTION	QTY	TYPE OF MODEL		I T C	C O L	G R P	REMARKS
				E374 -G					
1	6211 - 210 - 014 - 20	CYLINDERBLOCK ASSY	1	*					
2	6209 - 000 - 004 - 00	BOLT	8	*					
3	6209 - 610 - 001 - 00	CAP,SEALING	2	*					
4	6911 - 219 - 195 - 00	CAP,SEALING	4	*					
5	6509 - 605 - 019 - 10	PLUG	3	*					
6	6212 - 531 - 005 - 10	PIN, IDLEGEAR	1	*					
7	6911 - 129 - 083 - 00	CAP,SEALING	1	*					
8	6211 - 258 - 001 - 00	SEAL, BEARING CAP	4	*					
9	6211 - 258 - 002 - 00	SEAL, BEARING CAP/7	2	*					
10	6211 - 510 - 001 - 00	METAL, CRANK SET	1	*					
11	6211 - 511 - 003 - 00	BEARING/CRANK/UPPER	4	*					
12	6211 - 511 - 004 - 00	BEARING/CRANK/LOWER	4	*					
13	6211 - 599 - 001 - 10	BEARING, THRUST CRANK	2	*					
14	6209 - 625 - 001 - 00	SEAL, OIL	1	*					
15	6209 - 749 - 001 - 10	PIN, TUBE	2	*					
16	6908 - 160 - 816 - 00	PIN	2	*					
17	6908 - 160 - 510 - 00	PIN	2	*					
18	6904 - 110 - 840 - 00	STUD/M8X40	1	*					
19	6904 - 110 - 818 - 00	STUD	1	*					
20	6894 - 453 - 344 - 00	DOWEL	2	*					
21	6909 - 902 - 299 - 00	NIPPLE	1	*					
22	6213 - 721 - 001 - 00	PIPE, WATER DRAIN	1	*					
23	6211 - 291 - 001 - 10	COVER, INJ PUMP	1	*					
24	6211 - 292 - 001 - 20	GASKET/COVER	1	*					
25	6901 - 910 - 612 - 00	BOLT, SEMS/M6X12	4	*					

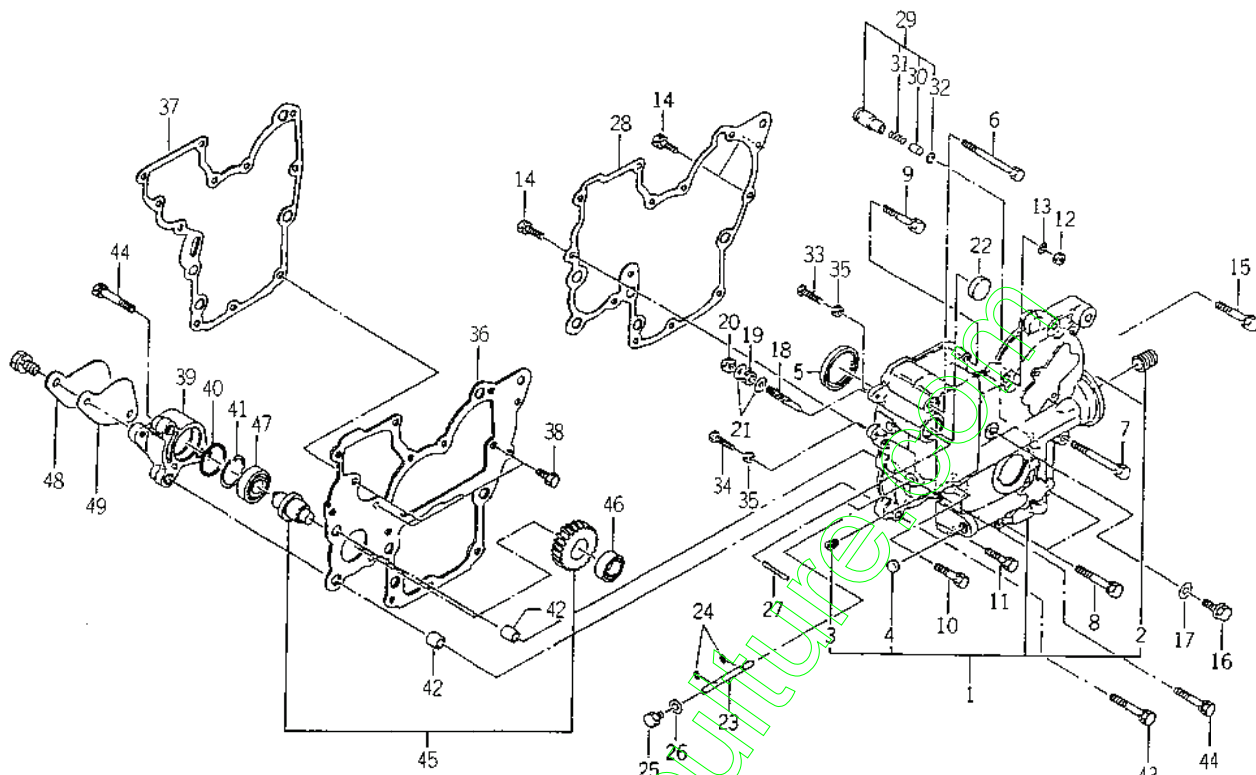
FIG. 9 TIMING GEAR CASE



6003-240E

KEY	PART CODE	DESCRIPTION	QTY	TYPE OF MODEL		I T C	C O L	G R P	REMARKS
				E374 -G					
1	6211 - 310 - 006 - 20	GEARCASE ASSY	1	*					
2	6213 - 319 - 001 - 00	CONNECTOR,OIL FILTER	1	*					
3	6509 - 605 - 019 - 10	PLUG	3	*					
4	6209 - 610 - 002 - 10	CUP/SEALING/16	1	*					
5	6209 - 625 - 002 - 00	SEAL,OIL	1	*					
6	6209 - 030 - 005 - 00	BOLT/M8X85	1	*					
7	6209 - 030 - 006 - 00	BOLT/M8X75	1	*					
8	6509 - 000 - 084 - 00	BOLT/L=55	2	*					
9	6509 - 030 - 037 - 00	BOLT	2	*					
10	6901 - 910 - 840 - 00	BOLT	1	*					
11	6901 - 910 - 835 - 00	BOLT,SEMS/M8X35	1	*					
12	6909 - 110 - 508 - 00	NUT/M8	1	*					
13	6909 - 150 - 508 - 00	WASHER	1	*					
14	V211 - 560 - 802 - 00	BOLT/M8X20	3	*					
15	6901 - 910 - 845 - 00	BOLT,SEMS/M8X45	1	*					
16	6209 - 046 - 001 - 00	BOLT/M8X30	1	*					
17	6909 - 920 - 843 - 00	PACKING	1	*					
18	6215 - 546 - 001 - 00	STOPPER,FULL - LOAD	1	*					
19	6209 - 409 - 001 - 00	NUT/M8	1	*					
20	V341 - 120 - 008 - 00	NUT,CAP/M 8	1	*					
21	6909 - 920 - 843 - 00	PACKING	2	*					
22	3625 - 540 - 004 - 00	CAP,BLANK/30	1	*					
23	6215 - 542 - 001 - 10	PIN/ARM	1	*					
24	V710 - 140 - 004 - 00	RING,SNAP/ 4 E	2	*					
25	6909 - 202 - 308 - 00	PLUG	1	*					

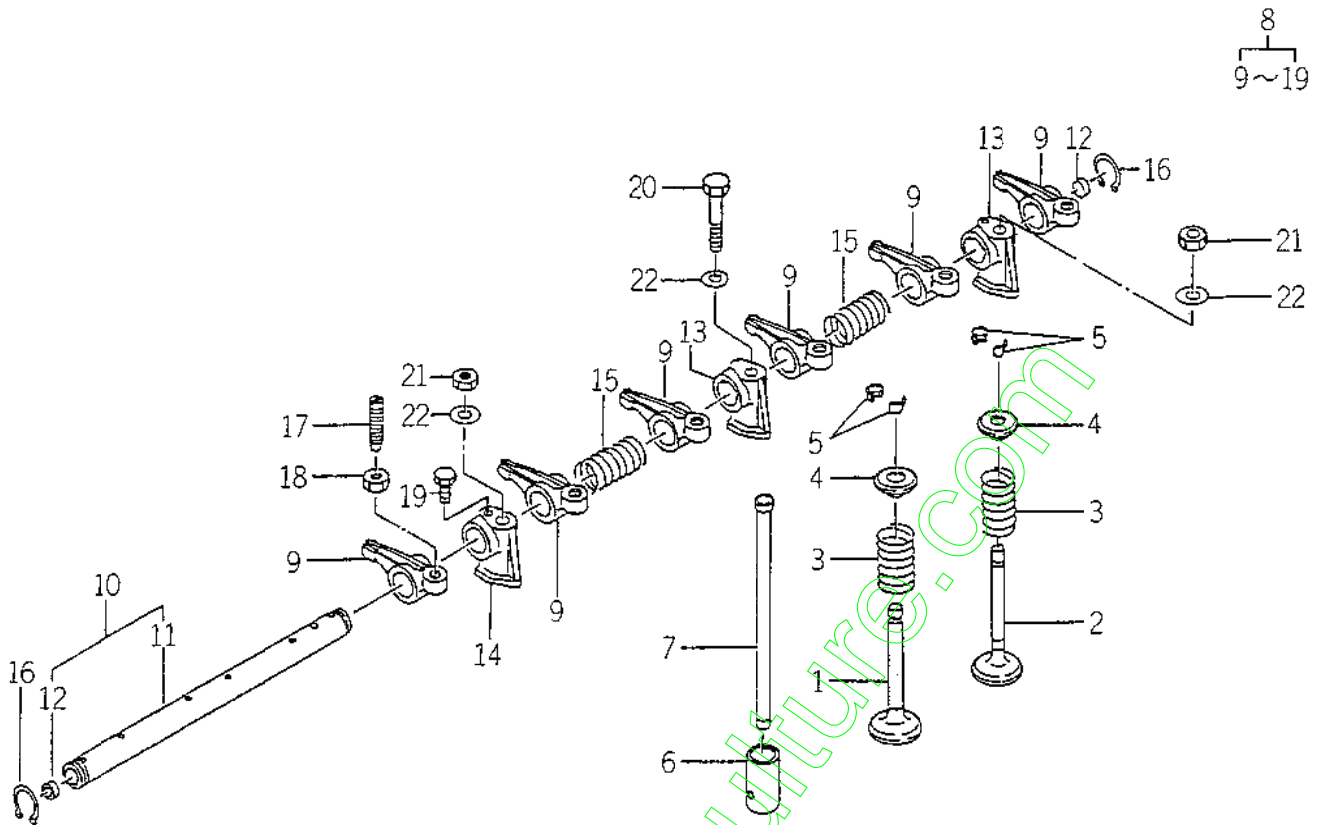
FIG. 9 TIMING GEAR CASE



6003-240E

KEY	PART CODE	DESCRIPTION	QTY	TYPE OF MODEL		I T C	C O L	G R P	REMARKS
				E374 -6					
26	6909 - 920 - 843 - 00	PACKING	1	*					
27	6209 - 740 - 001 - 00	PIN,GROOVE	1	*					
28	6211 - 312 - 001 - 20	GASKET/GEARCASE	1	*					
29	6213 - 160 - 002 - 00	VALVE/RELIEF ASSY	1	*					
30	6213 - 161 - 001 - 00	PISTON/RELIEF VALVE	1	*					
31	6213 - 164 - 001 - 00	SPRING/RELIEF VALVE	1	*					
32	V705 - 140 - 012 - 00	RING,SNAP/12 C	1	*					
33	6209 - 050 - 001 - 00	BOLT/M6	1	*					
34	6209 - 050 - 002 - 00	BOLT/M6	1	*					
35	6909 - 110 - 406 - 00	NUT	2	*					
36	6211 - 311 - 004 - 20	PLATE,FRONT	1	*					
37	6211 - 312 - 002 - 20	GASKET/PLATE	1	*					
38	6902 - 050 - 816 - 00	BOLT	3	*					
39	6211 - 319 - 002 - 00	SPACER,HYD,REAR	1	*					
40	V723 - 102 - 004 - 20	O - RING	1	*					
41	V705 - 140 - 040 - 00	RING,SNAP/40 C	1	*					
42	6209 - 749 - 001 - 10	PIN,TUBE	2	*					
43	6509 - 000 - 084 - 00	BOLT/L = 55	1	*					
44	6901 - 910 - 845 - 00	BOLT,SEMS/M8X45	2	*					
45	6212 - 530 - 004 - 00	SHAFT,HYD. ASSY	1	*					
46	V600 - 110 - 600 - 20	BEARING,RB/6002	1	*					
47	V600 - 110 - 620 - 30	BEARING,RB/6203	1	*					
48	6211 - 321 - 001 - 10	COVER	1	*					
49	6211 - 322 - 003 - 00	GASKET/COVER	1	*					

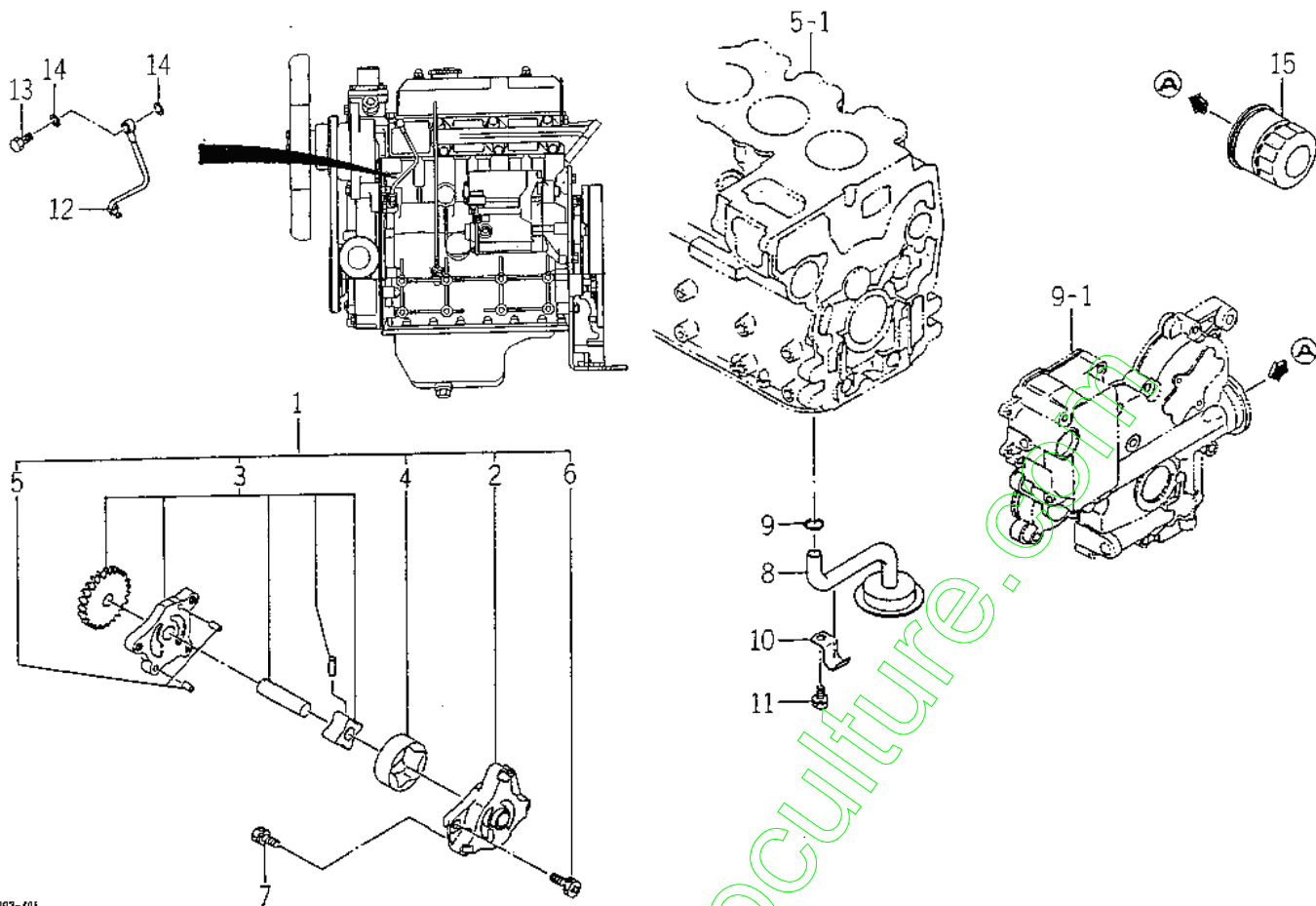
FIG. 11 VALVE



6003-301

KEY	PART CODE	DESCRIPTION	QTY	TYPE OF MODEL		I T C	C O L	G R P	REMARKS
				E374 -G					
1	6212 - 551 - 001 - 00	VALVE,INTAKE	3	*					
2	6212 - 552 - 001 - 00	VALVE,EXHAUST	3	*					
3	6212 - 561 - 001 - 00	SPRING,VALVE	6	*					
4	6212 - 563 - 001 - 00	SEAT,VALVE/SPRING	6	*					
5	6212 - 565 - 001 - 00	CUTTER,VALVE	12	*					
6	6212 - 571 - 001 - 10	TAPPET	6	*					
7	6212 - 575 - 001 - 00	ROD,PUSH	6	*					
8	6212 - 600 - 002 - 00	SHAFT,ROCKER ASSY	1	*					
9	6212 - 611 - 004 - 10	ROCKERARM	6	*					
10	6212 - 620 - 001 - 10	SHAFT,ROCKER ARM ASSY	1	*					
11	6212 - 621 - 002 - 10	SHAFT/ROCKERARM	1	*					
12	6212 - 626 - 002 - 10	PLUG	2	*					
13	6212 - 628 - 004 - 00	BRACKET ROCKER SHAFT	2	*					
14	6212 - 628 - 005 - 00	BRACKET,ROCKER SHAFT	1	*					
15	6209 - 940 - 004 - 00	SPRING	2	*					
16	V704 - 140 - 016 - 00	RING,SNAP/16 C	2	*					
17	6212 - 616 - 002 - 00	SCREW ADJUST	6	*					
18	6209 - 409 - 003 - 00	NUT	6	*					
19	6209 - 000 - 002 - 00	BOLT	1	*					
20	6901 - 050 - 850 - 00	BOLT/M8X45	1	*					
21	6909 - 110 - 508 - 00	NUT/M8	2	*					
22	6909 - 164 - 508 - 00	WASHER,PL/M8	3	*					

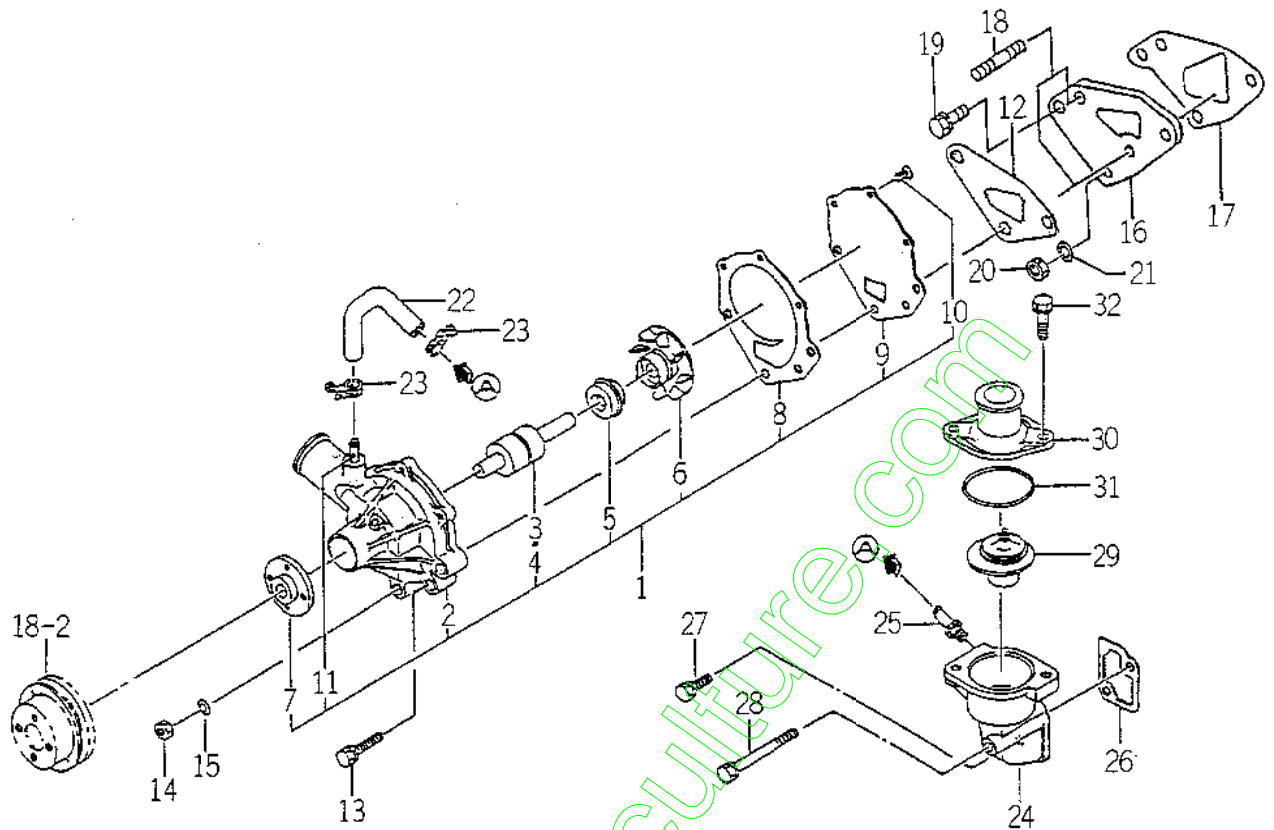
FIG. 16 OIL PUMP



8093-401

KEY	PART CODE	DESCRIPTION	QTY	TYPE OF MODEL		I T C	C O L	G R P	REMARKS
				E374 -G					
1	6213 - 100 - 003 - 20	PUMP,OIL ASSY	1	*					
2	6213 - 111 - 001 - 20	BODY/OILPUMP	1	*					
3	6213 - 120 - 003 - 00	GEAR/OILPUMP ASSY	1	*					
4	6213 - 125 - 001 - 00	ROTOR/OUTER	1	*					
5	6908 - 160 - 408 - 00	PIN/STRAIGHT	2	*					
6	6209 - 009 - 001 - 00	BOLT/WS	3	*					
7	6901 - 910 - 625 - 00	BOLT	3	*					
8	6213 - 140 - 002 - 00	STRAINER	1	*					
9	V720 - 102 - 401 - 50	O - RING/P15	1	*					
10	6213 - 149 - 001 - 00	CLAMP,STRAINER	1	*					
11	6901 - 910 - 816 - 00	BOLT,SEMS/M8X16	1	*					
12	6213 - 311 - 003 - 10	PIPE,OIL	1	*					
13	6909 - 906 - 105 - 10	BOLT,JOINT	1	*					
14	6909 - 920 - 843 - 00	PACKING	2	*					
15	6213 - 240 - 002 - 00	CARTRIDGE,OIL FILTER	1	*					

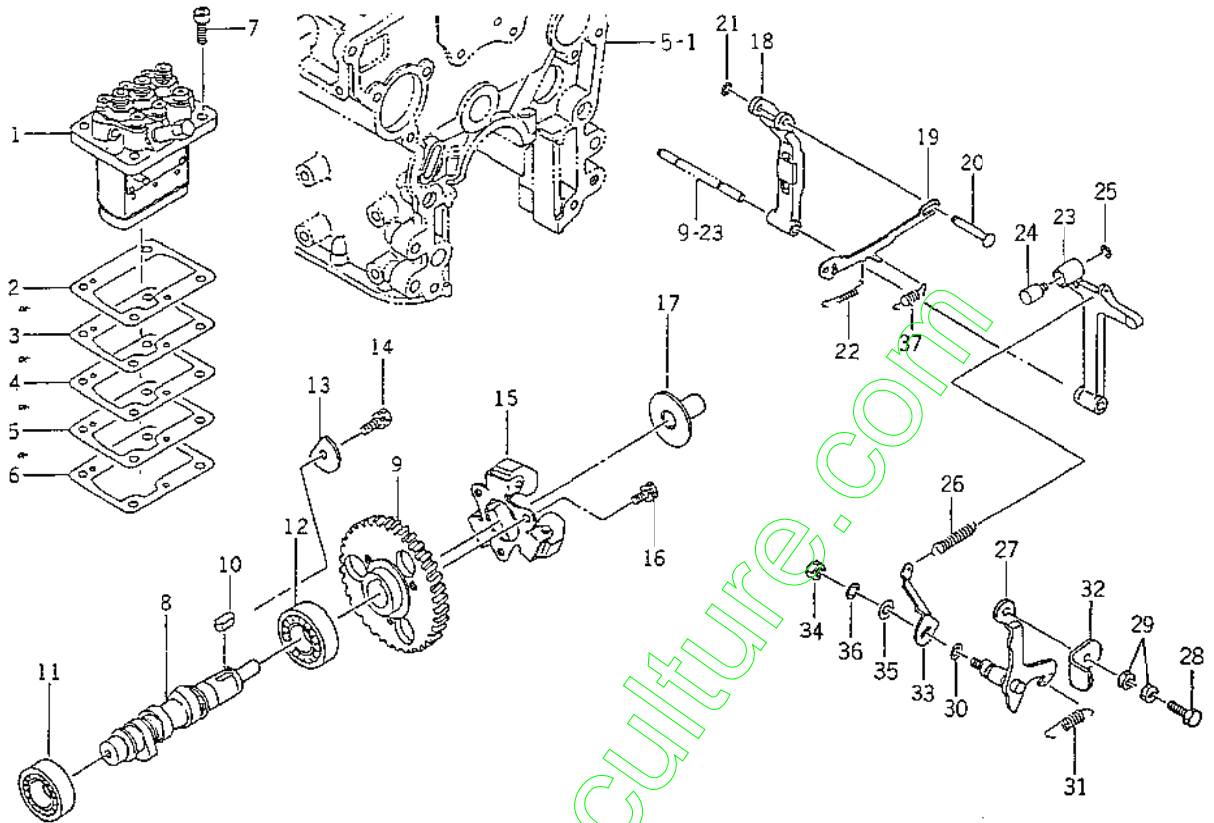
FIG. 17 WATER PUMP



6003-420B

KEY	PART CODE	DESCRIPTION	QTY	TYPE OF MODEL			I T C	C O L	G R P	REMARKS
				E374 -6						
1	6213 - 610 - 005 - 30	WATERPUMP ASSY	1	*						
2	6213 - 611 - 003 - 20	BODY/WATERPUMP	1	*						
3	6213 - 631 - 002 - 00	BEARING/WATER PUMP	1	*						
4	6213 - 631 - 005 - 00	BEARING/WATERPUMP	1	*						
5	6213 - 622 - 002 - 10	SEAL SET/WATER PUMP	1	*						
6	6213 - 621 - 003 - 00	ROTOR/WATERPUMP	1	*						
7	6213 - 642 - 002 - 00	SEAL/WATER PUMPPULLE	1	*						
8	6213 - 613 - 002 - 10	GASKET	1	*						
9	6213 - 612 - 004 - 00	PLATE/WATER PUMP	1	*						
10	6213 - 619 - 003 - 00	SCREW/WATER PUMP	3	*						
11	6213 - 619 - 002 - 00	PIPE/WATER PUMP	1	*						
12	6213 - 614 - 003 - 10	GASKET/WATER PUMP	1	*						
13	6901 - 910 - 845 - 00	BOLT,SEMS/M8X45	1	*						
14	6909 - 110 - 508 - 00	NUT/M8	2	*						
15	6909 - 150 - 508 - 00	WASHER	2	*						
16	6213 - 619 - 005 - 00	SPACER,WATER PUMP	1	*						
17	6213 - 614 - 006 - 10	GASKET/SPACER	1	*						
18	6209 - 300 - 002 - 00	STUD	2	*						
19	V211 - 560 - 802 - 00	BOLT/M8X20	1	*						
20	6909 - 110 - 508 - 00	NUT/M8	1	*						
21	6909 - 150 - 508 - 00	WASHER	1	*						
22	6213 - 729 - 001 - 00	HOSE,RUBBER	1	*						
23	J061 - 210 - 015 - 00	CLAMP/WIRE/10 - 15	2	*						
24	6213 - 716 - 001 - 40	HOUSING/THERMOSTAT	1	*						
25	6213 - 721 - 003 - 00	PIPE,PUMP HOUSING	1	*						

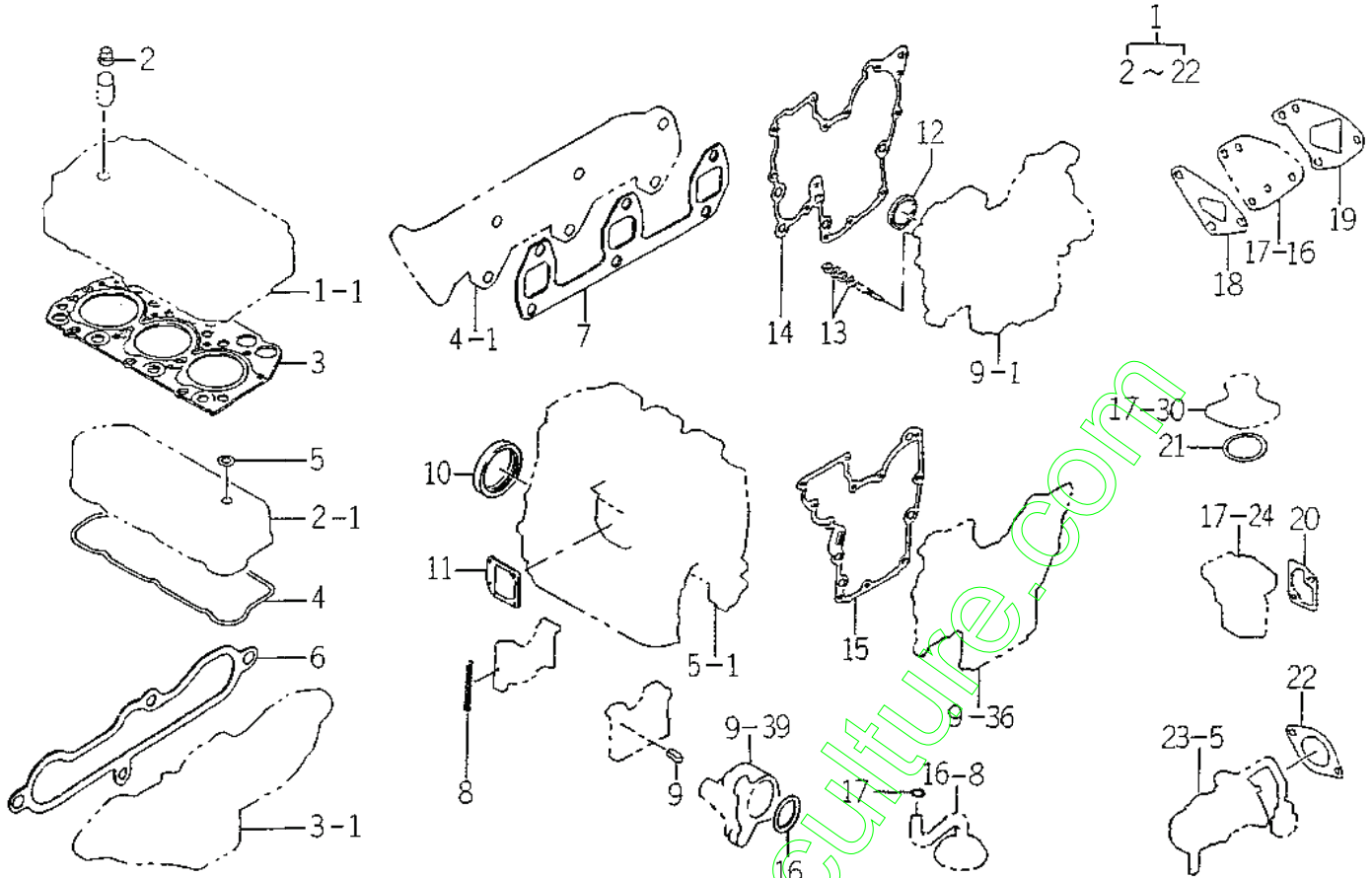
FIG. 20 INJECTION PUMP



6023-510H

KEY	PART CODE	DESCRIPTION	QTY	TYPE OF MODEL		I T C	C O L	G R P	REMARKS
				E374 -6					
1	6215 - 600 - 088 - 00	PUMP,INJECTION ASSY	1	*					FIG 026
2	6219 - 752 - 001 - 00	SHIM,INJECTION PUMP	1	*					
3	6219 - 752 - 002 - 00	SHIM,INJECTION PUMP	1	*					
4	6219 - 752 - 003 - 00	SHIM,INJECTION PUMP	1	*					
5	6219 - 752 - 004 - 00	SHIM,INJECTION PUMP	1	*					
6	6219 - 752 - 005 - 00	SHIM,INJECTION PUMP	1	*					
7	6209 - 056 - 001 - 00	BOLT/M6X18	4	*					
8	6215 - 621 - 006 - 10	SHAFT,CAM/INJ.PUMP	1	*					
9	6212 - 524 - 002 - 00	GEAR,INJ PUMP	1	*					
10	6908 - 000 - 716 - 00	KEY	1	*					
11	V600 - 110 - 620 - 30	BEARING,RB/6203	1	*					
12	V600 - 110 - 600 - 40	BEARING,RB/6004	1	*					
13	6212 - 535 - 002 - 00	PLATE,THRUST INJPUMP	1	*					
14	6901 - 910 - 612 - 00	BOLT,SEMS/M6X12	1	*					
15	6215 - 520 - 001 - 00	FLYWEIGHT	1	*					
16	6209 - 030 - 043 - 00	BOLT/M6X10	3	*					
17	6215 - 526 - 001 - 10	PIECE,THRUST	1	*					
18	6215 - 541 - 001 - 00	ARM,FLOATING	1	*					
19	6215 - 543 - 001 - 10	LINK,CONTROL	1	*					
20	6215 - 542 - 002 - 00	PIN,CONTROL LINK	1	*					
21	V710 - 140 - 004 - 00	RING,SNAP/ 4 E	1	*					
22	6215 - 549 - 003 - 00	SPRING,SETTING	1	*					
23	6215 - 541 - 002 - 10	ARM,TENSION	1	*					
24	6215 - 549 - 029 - 00	PIN,ADAPTER	1	*					
25	V710 - 140 - 004 - 00	RING,SNAP/ 4 E	1	*					

FIG. 24 REPAIR KIT

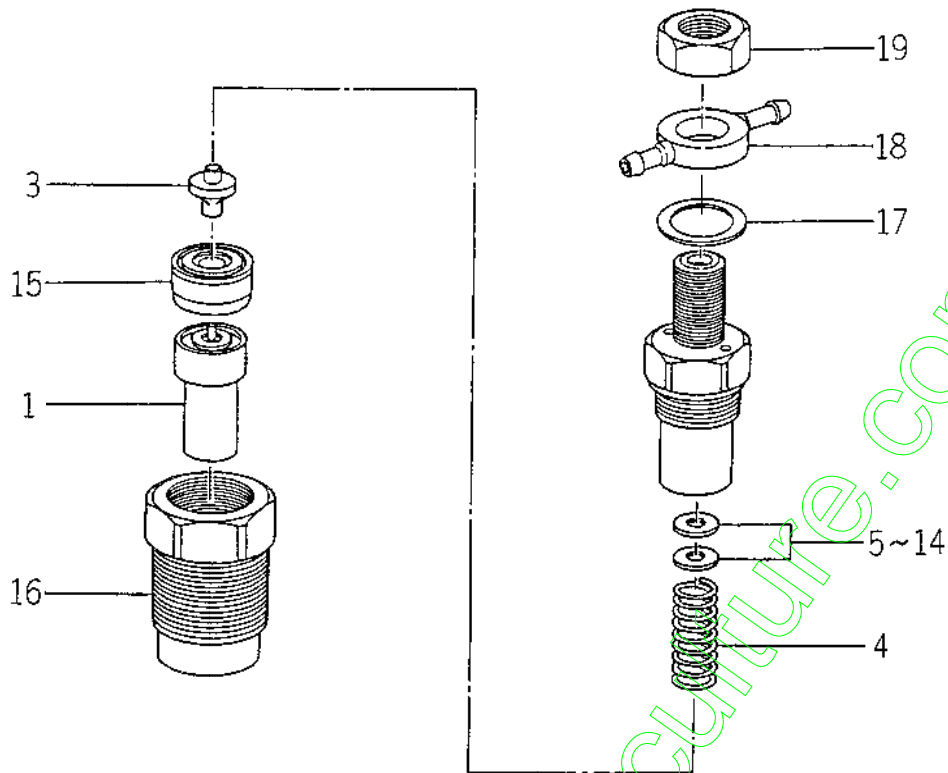


6003-999

KEY	PART CODE	DESCRIPTION	QTY	TYPE OF MODEL		I T C	C O L	G R P	REMARKS
				E374 -6					
1	6287 - 810 - 004 - 10	REPAIR/ENGINE SET	1	R					
2	6212 - 569 - 002 - 00	SEAL,OIL	6	R					
3	6211 - 141 - 007 - 30	GASKET/CYLINDERHEAD	1	R					
4	6211 - 173 - 003 - 00	SEAL,CYL.HEAD COVER	1	R					
5	6909 - 572 - 008 - 00	PACKING	2	R					
6	6214 - 115 - 001 - 20	GASKET,INLET MANIFOL	1	R					
7	6214 - 145 - 001 - 30	GASKET,EXH.MANIFOLD	1	R					
8	6211 - 258 - 001 - 00	SEAL,BEARING CAP	4	R					
9	6211 - 258 - 002 - 00	SEAL,BEARING CAP/7	2	R					
10	6209 - 625 - 001 - 00	SEAL,OIL	1	R					
11	6211 - 292 - 001 - 20	GASKET/COVER	1	R					
12	6209 - 625 - 002 - 00	SEAL,OIL	1	R					
13	6909 - 920 - 843 - 00	PACKING	4	R					
14	6211 - 312 - 001 - 20	GASKET/GEARCASE	1	R					
15	6211 - 312 - 002 - 20	GASKET/PLATE	1	R					
16	V723 - 102 - 004 - 20	O - RING	1	R					
17	V720 - 102 - 401 - 50	O - RING/P15	1	R					
18	6213 - 614 - 003 - 10	GASKET/WATER PUMP	1	R					
19	6213 - 614 - 006 - 10	GASKET/SPACER	1	R					
20	6213 - 743 - 002 - 10	GASKET/HOUSING	1	R					
21	V723 - 102 - 005 - 50	O - RING	1	R					
22	6209 - 630 - 002 - 10	GASKET	1	R					

FIG. 25 6215 - 300 - 005 - 00

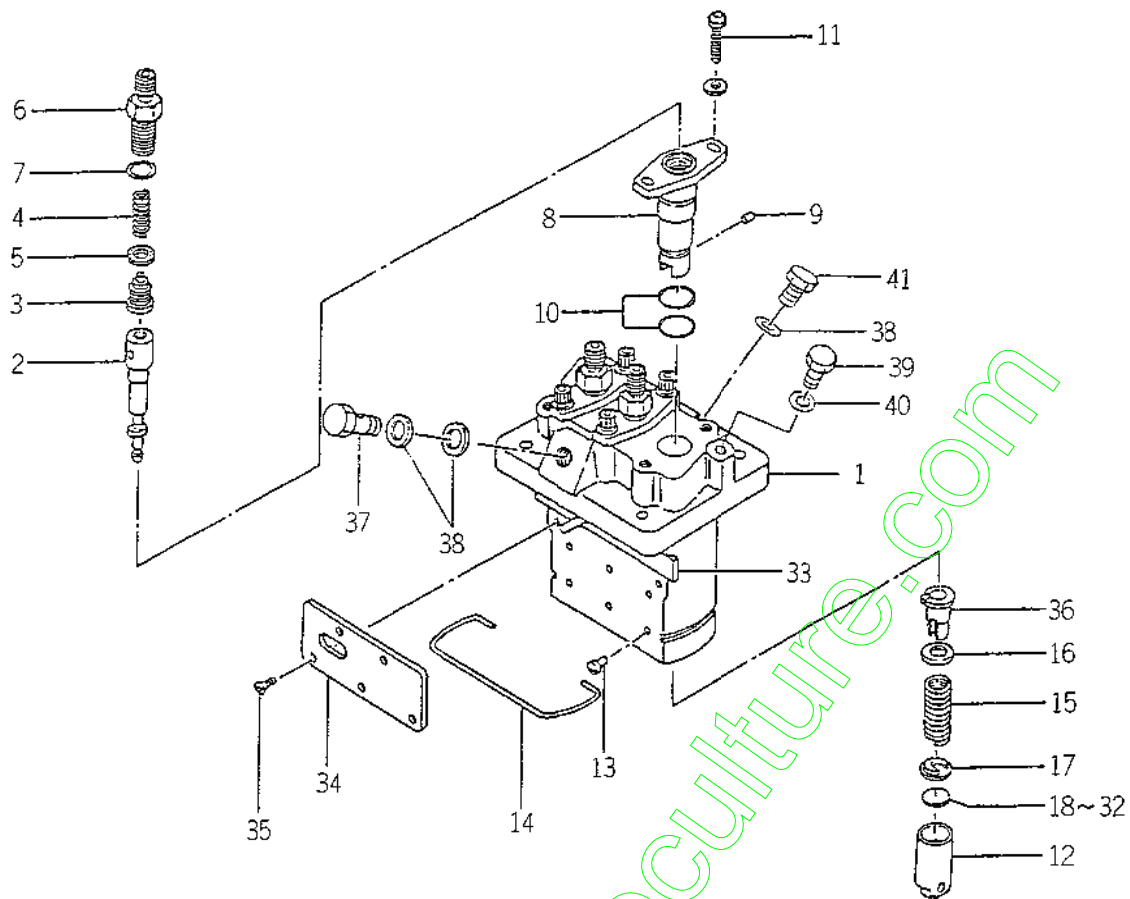
2
3 ~ 19



6043-501D

KEY	PART CODE	DESCRIPTION	QTY	TYPE OF MODEL		I T C	C O L	G R P	REMARKS
				E374 -6					
1	6215 - 311 - 005 - 00	NOZZLE	3	*					
2	6215 - 330 - 007 - 00	HOLDER,NOZZLE ASSY	3	*					
3	6215 - 342 - 002 - 00	SEAT,SPRING	3	*					
4	6215 - 343 - 002 - 00	SPRING,NOZZLE	3	*					
5	6215 - 345 - 044 - 00	SHIM/T = 0.1	3	*					
6	6215 - 345 - 045 - 00	SHIM/T = 0.2	3	*					
7	6215 - 345 - 046 - 00	SHIM/T = 0.3	3	*					
8	6215 - 345 - 047 - 00	SHIM/T = 0.4	3	*					
9	6215 - 345 - 048 - 00	SHIM/T = 0.5	3	*					
10	6215 - 345 - 049 - 00	SHIM/T = 0.52	3	*					
11	6215 - 345 - 050 - 00	SHIM/T = 0.54	3	*					
12	6215 - 345 - 051 - 00	SHIM/T = 0.56	3	*					
13	6215 - 345 - 052 - 00	SHIM/T = 0.58	3	*					
14	6215 - 345 - 053 - 00	SHIM/T = 0.8	3	*					
15	6215 - 339 - 002 - 00	SPACER	3	*					
16	6215 - 332 - 002 - 00	NUT,RETAINING	3	*					
17	6215 - 359 - 003 - 00	GASKET	3	*					
18	6215 - 355 - 003 - 00	EYE	3	*					
19	6215 - 359 - 004 - 00	NUT	3	*					

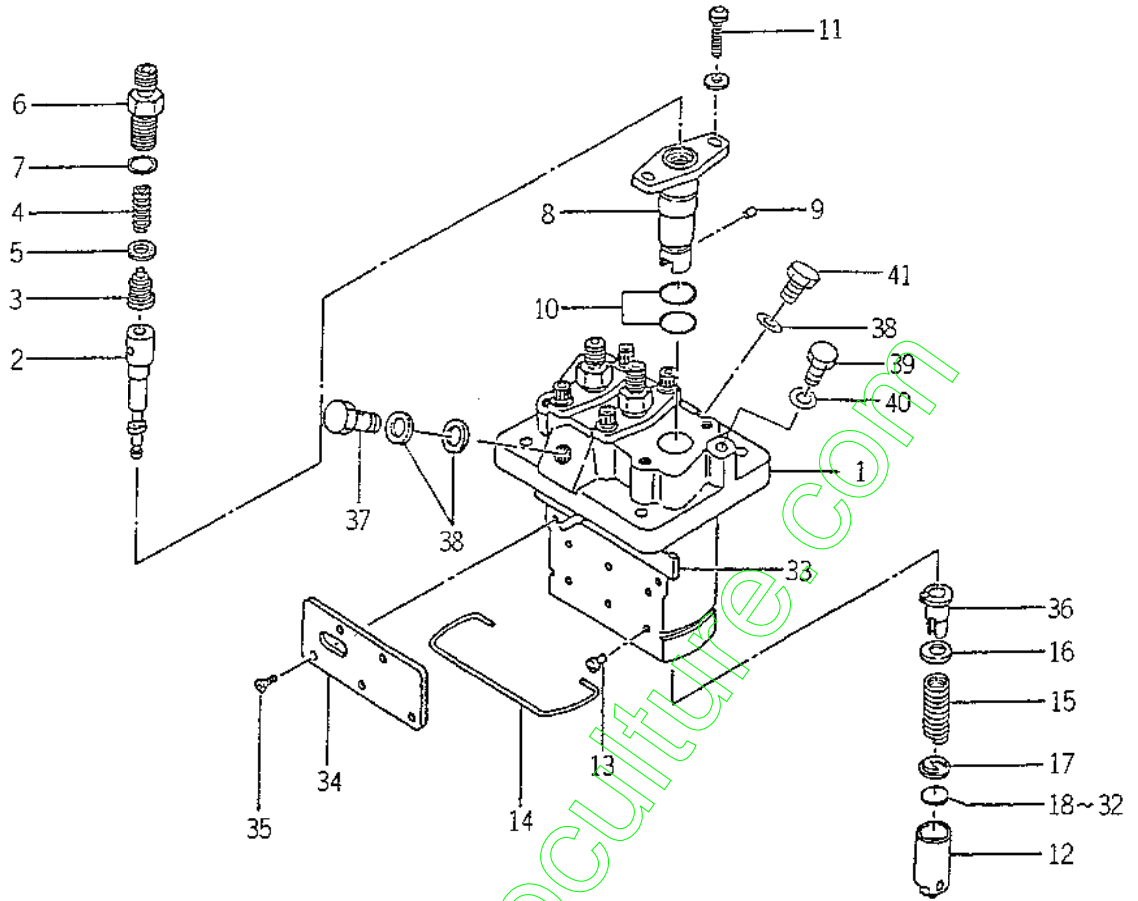
FIG. 26 6215 - 600 - 088 - 00



6003-516H

KEY	PART CODE	DESCRIPTION	QTY	TYPE OF MODEL		I T C	C O L	G R P	REMARKS
				E374 -G					
1	6215 - 611 - 002 - 00	HOUSING,PUMP	1	*					
2	6215 - 631 - 004 - 00	PLUNGER ASSY	3	*					
3	6215 - 641 - 002 - 00	VALVE,DELIVERY	3	*					
4	6215 - 643 - 003 - 00	SPRING,DELIVERYVALVE	3	*					
5	6215 - 649 - 003 - 00	GASKET	3	*					
6	6215 - 644 - 003 - 00	HOLDER,DELIVERYVALVE	3	*					
7	6215 - 649 - 004 - 00	O - RING	3	*					
8	6215 - 635 - 002 - 00	SLEEVE,FRANGE	3	*					
9	6215 - 649 - 005 - 00	PIN	3	*					
10	6215 - 649 - 006 - 00	O - RING	6	*					
11	6215 - 649 - 007 - 00	SCREW	6	*					
12	6215 - 622 - 002 - 00	TAPPET	3	*					
13	6215 - 629 - 017 - 00	PIN	3	*					
14	6215 - 629 - 018 - 00	RING,SNAP	1	*					
15	6215 - 634 - 002 - 00	SPRING,PLUNGER	3	*					
16	6215 - 639 - 006 - 00	SEAT,SPRING	3	*					
17	6215 - 639 - 007 - 00	SEAT,SPRING	3	*					
18	6215 - 629 - 020 - 00	PLATE/T = 1.80	1	*					
19	6215 - 629 - 021 - 00	PLATE/T = 1.85	1	*					
20	6215 - 629 - 022 - 00	PLATE/T = 1.90	1	*					
21	6215 - 629 - 023 - 00	PLATE/T = 1.95	1	*					
22	6215 - 629 - 024 - 00	PLATE/T = 2.00	1	*					
23	6215 - 629 - 025 - 00	PLATE/T = 2.05	1	*					
24	6215 - 629 - 026 - 00	PLATE/T = 2.10	1	*					
25	6215 - 629 - 027 - 00	PLATE/T = 2.15	1	*					

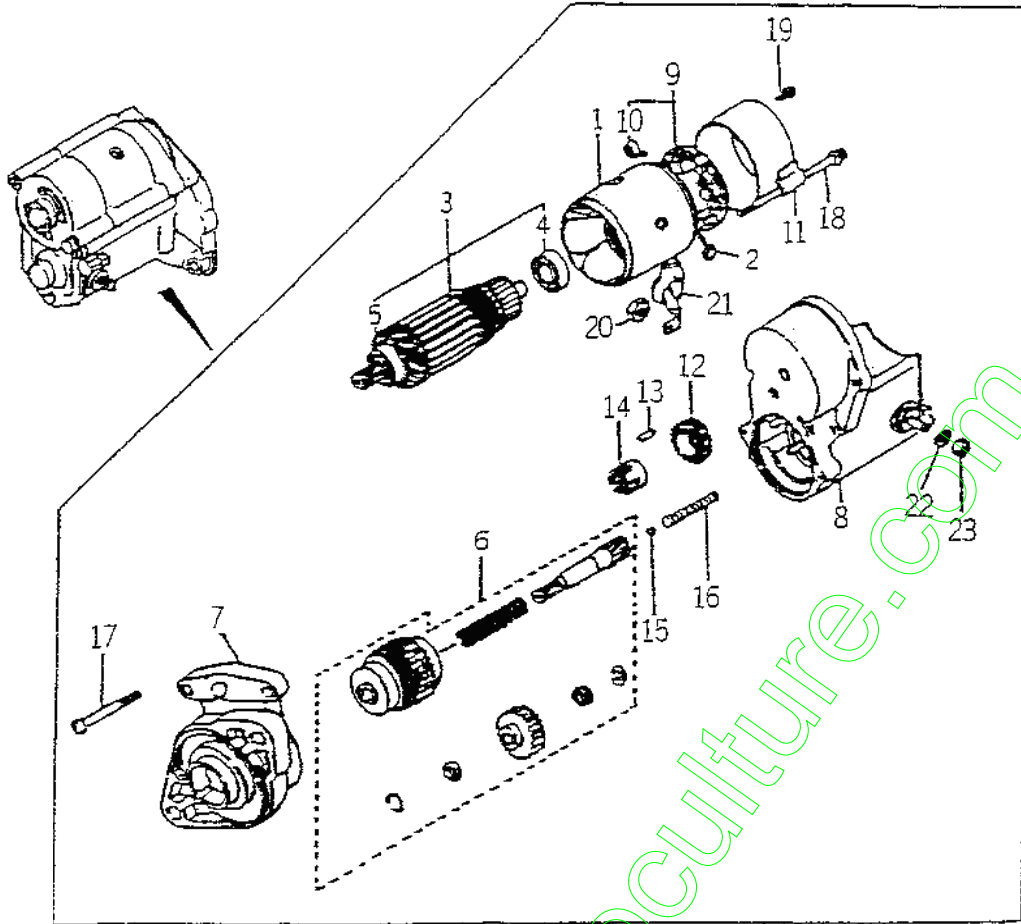
FIG. 26 6215 - 600 - 088 - 00



5043-510H

KEY	PART CODE	DESCRIPTION	QTY	TYPE OF MODEL		I T C	C O L	G R P	REMARKS
				E374 -G					
26	6215 - 629 - 028 - 00	PLATE/T = 2.20	1	*					
27	6215 - 629 - 029 - 00	PLATE/T = 2.25	1	*					
28	6215 - 629 - 030 - 00	PLATE/T = 2.30	1	*					
29	6215 - 629 - 031 - 00	PLATE/T = 2.35	1	*					
30	6215 - 629 - 032 - 00	PLATE/T = 2.40	1	*					
31	6215 - 629 - 033 - 00	PLATE/T = 2.45	1	*					
32	6215 - 629 - 034 - 00	PLATE/T = 2.50	1	*					
33	6215 - 637 - 002 - 00	ROD, CONTROL	1	*					
34	6215 - 612 - 002 - 00	PLATE	1	*					
35	6215 - 619 - 012 - 00	SCREW	4	*					
36	6215 - 635 - 003 - 00	SLEEVE, CONTROL	3	*					
37	6215 - 619 - 013 - 00	BOLT, EYE	1	*					
38	6215 - 619 - 014 - 00	GASKET	3	*					
39	6215 - 619 - 015 - 00	BOLT	1	*					
40	6215 - 619 - 016 - 00	GASKET	1	*					
41	6215 - 619 - 017 - 00	BOLT AEARNUKI	1	*					

FIG. 27 6281 - 100 - 003 - 00



6003-861

KEY	PART CODE	DESCRIPTION	QTY	TYPE OF MODEL		I T C	C O L	G R P	REMARKS
				E374 -6					
1	6281 - 111 - 002 - 00	YOKE/STARTER	1	*					
2	6281 - 116 - 002 - 00	STARTER KIT	2	*					
3	6281 - 121 - 003 - 00	ARMATURE	1	*					
4	6281 - 129 - 010 - 00	BEARING,BALL	1	*					
5	6281 - 129 - 011 - 00	BEARING,BALL	1	*					
6	6281 - 124 - 001 - 00	STARTER KIT	1	*					
7	6281 - 129 - 007 - 00	HOUSING/STARTER ASSY	1	*					
8	6281 - 151 - 004 - 00	SWITCH/STARTER ASSY	1	*					
9	6281 - 118 - 001 - 00	HOLDER ASSY	1	*					
10	6581 - 117 - 007 - 00	SPRING,BRUSH	4	*					
11	6281 - 115 - 004 - 00	FRAME/STARTER END	1	*					
12	6581 - 123 - 011 - 00	PINION,STARTER	1	*					
13	6581 - 129 - 099 - 00	ROTOR	5	*					
14	6581 - 129 - 100 - 00	RETAINER	1	*					
15	6581 - 129 - 092 - 00	BALL	1	*					
16	6581 - 129 - 096 - 00	SPRING	1	*					
17	6281 - 129 - 006 - 00	SCREW	2	*					
18	6281 - 129 - 008 - 00	BOLT/WS	2	*					
19	6281 - 129 - 009 - 00	SCREW/WS	2	*					
20	6909 - 111 - 508 - 00	NUT	1	*					
21	6281 - 129 - 019 - 00	CAP/RABBER	4	*					
22	6909 - 150 - 508 - 00	WASHER	1	*					
23	6909 - 110 - 408 - 00	NUT/M8	1	*					

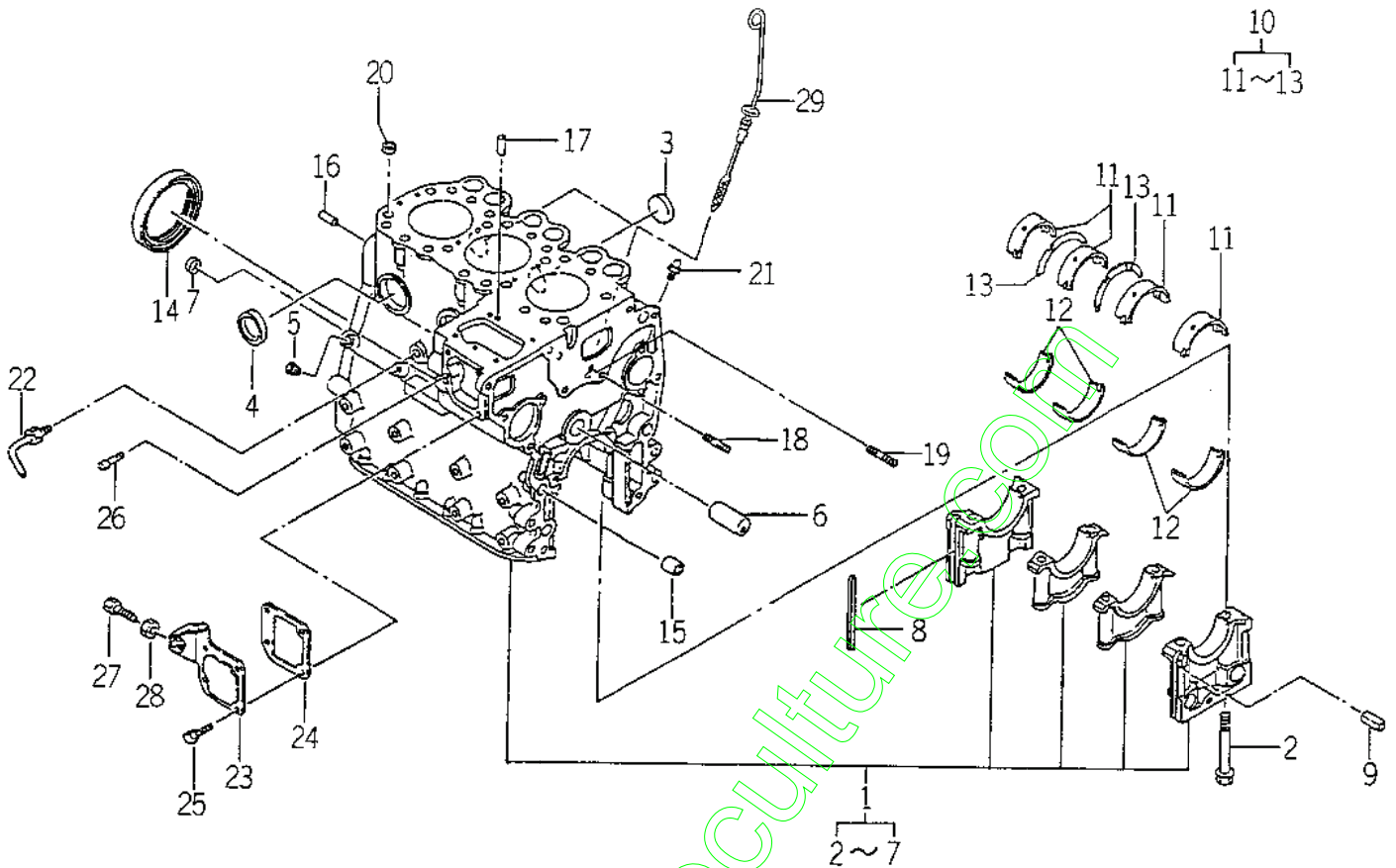
ENGINE

E374-G01 SG17H-S

www.emc-motoculture.com

ENGINE

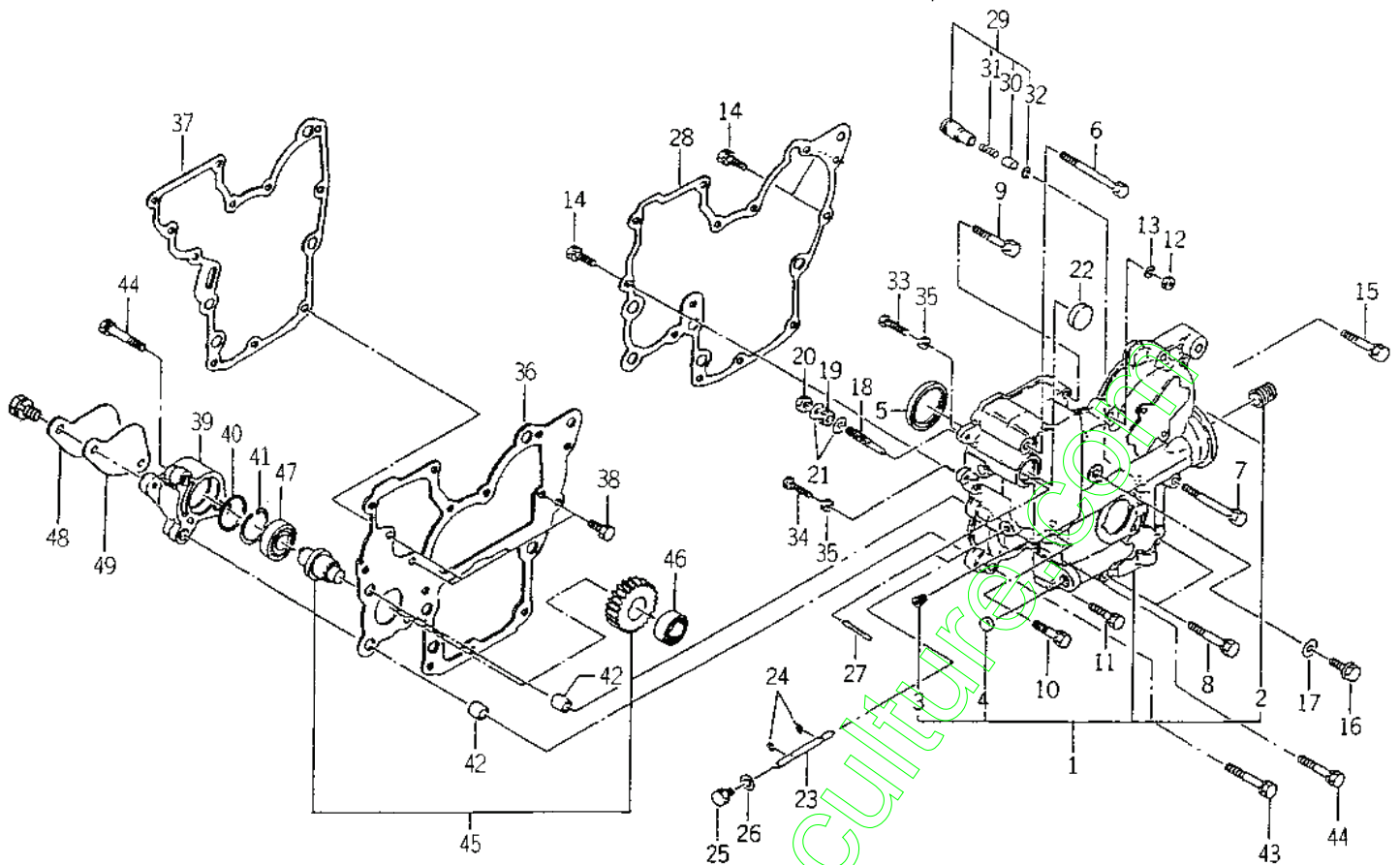
FIG. 5 CYLINDER BLOCK



6003-201T

KEY	PART CODE	DESCRIPTION	QTY	TYPE OF MODEL		I T C	C O L	G R P	REMARKS
				E374 -G01					
1	6211 - 210 - 014 - 20	CYLINDERBLOCK ASSY	1	*					
2	6209 - 000 - 004 - 00	BOLT	8	*					
3	6209 - 610 - 001 - 00	CAP,SEALING	2	*					
4	6911 - 219 - 195 - 00	CAP,SEALING	4	*					
5	6509 - 605 - 019 - 10	PLUG	3	*					
6	6212 - 531 - 005 - 10	PIN, IDLEGEAR	1	*					
7	6911 - 129 - 083 - 00	CAP,SEALING	1	*					
8	6211 - 258 - 001 - 00	SEAL, BEARING CAP	4	*					
9	6211 - 258 - 002 - 00	SEAL, BEARING CAP/7	2	*					
10	6211 - 510 - 001 - 00	METAL, CRANK SET	1	*					
11	6211 - 511 - 003 - 00	BEARING/CRANK/UPPER	4	*					
12	6211 - 511 - 004 - 00	BEARING/CRANK/LOWER	4	*					
13	6211 - 599 - 001 - 10	BEARING, THRUST CRANK	2	*					
14	6209 - 625 - 001 - 00	SEAL, OIL	1	*					
15	6209 - 749 - 001 - 10	PIN, TUBE	2	*					
16	6908 - 160 - 816 - 00	PIN	2	*					
17	6908 - 160 - 510 - 00	PIN	2	*					
18	6904 - 110 - 840 - 00	STUD/M8X40	1	*					
19	6904 - 110 - 818 - 00	STUD	1	*					
20	6894 - 453 - 344 - 00	DOWEL	2	*					
21	6909 - 902 - 299 - 00	NIPPLE	1	*					
22	6213 - 721 - 001 - 00	PIPE, WATER DRAIN	1	*					
23	6211 - 291 - 001 - 10	COVER, INJ PUMP	1	*					
24	6211 - 292 - 001 - 20	GASKET/COVER	1	*					
25	6901 - 910 - 612 - 00	BOLT, SEMS/M6X12	4	*					

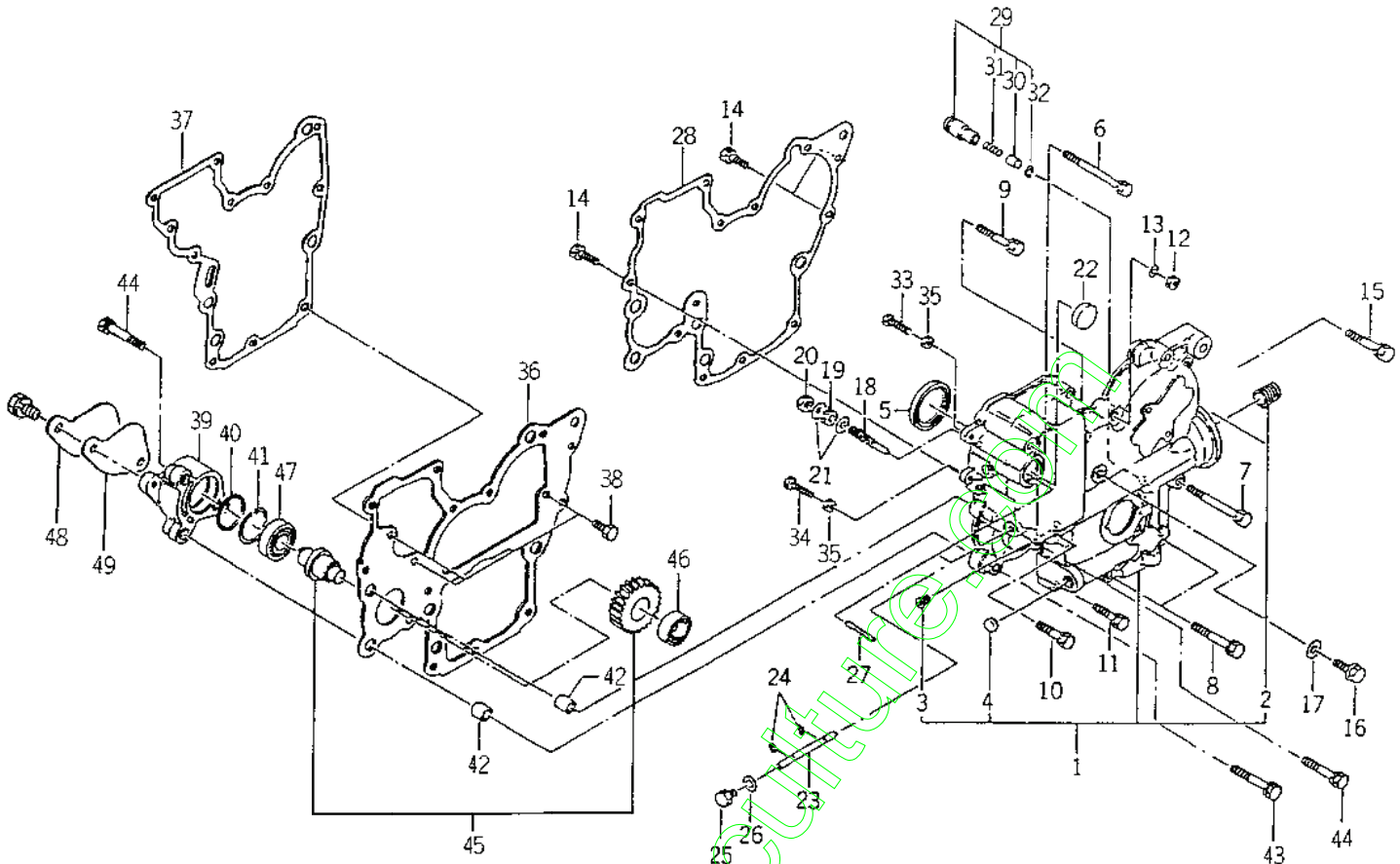
FIG. 9 TIMING GEAR CASE



6003-243E

KEY	PART CODE	DESCRIPTION	QTY	TYPE OF MODEL		I T C	C O L	G R P	REMARKS
				E374 -601					
1	6211 - 310 - 006 - 20	GEARCASE ASSY	1	*					
2	6213 - 319 - 001 - 00	CONNECTOR,OIL FILTER	1	*					
3	6509 - 605 - 019 - 10	PLUG	3	*					
4	6209 - 610 - 002 - 10	CUP/SEALING/16	1	*					
5	6209 - 625 - 002 - 00	SEAL,OIL	1	*					
6	6209 - 030 - 005 - 00	BOLT/M8X85	1	*					
7	6209 - 030 - 006 - 00	BOLT/M8X75	1	*					
8	6509 - 000 - 084 - 00	BOLT/L = 55	2	*					
9	6509 - 030 - 037 - 00	BOLT	2	*					
10	6901 - 910 - 840 - 00	BOLT	1	*					
11	6901 - 910 - 835 - 00	BOLT,SEMS/M8X35	1	*					
12	6909 - 110 - 508 - 00	NUT/M8	1	*					
13	6909 - 150 - 508 - 00	WASHER	1	*					
14	V211 - 560 - 802 - 00	BOLT/M8X20	3	*					
15	6901 - 910 - 845 - 00	BOLT,SEMS/M8X45	1	*					
16	6209 - 046 - 001 - 00	BOLT/M8X30	1	*					
17	6909 - 920 - 843 - 00	PACKING	1	*					
18	6215 - 546 - 001 - 00	STOPPER,FULL - LOAD	1	*					
19	6209 - 409 - 001 - 00	NUT/M8	1	*					
20	V341 - 120 - 008 - 00	NUT,CAP/M 8	1	*					
21	6909 - 920 - 843 - 00	PACKING	2	*					
22	3625 - 540 - 004 - 00	CAP,BLANK/30	1	*					
23	6215 - 542 - 001 - 10	PIN/ARM	1	*					
24	V710 - 140 - 004 - 00	RING,SNAP/ 4 E	2	*					
25	6909 - 202 - 308 - 00	PLUG	1	*					

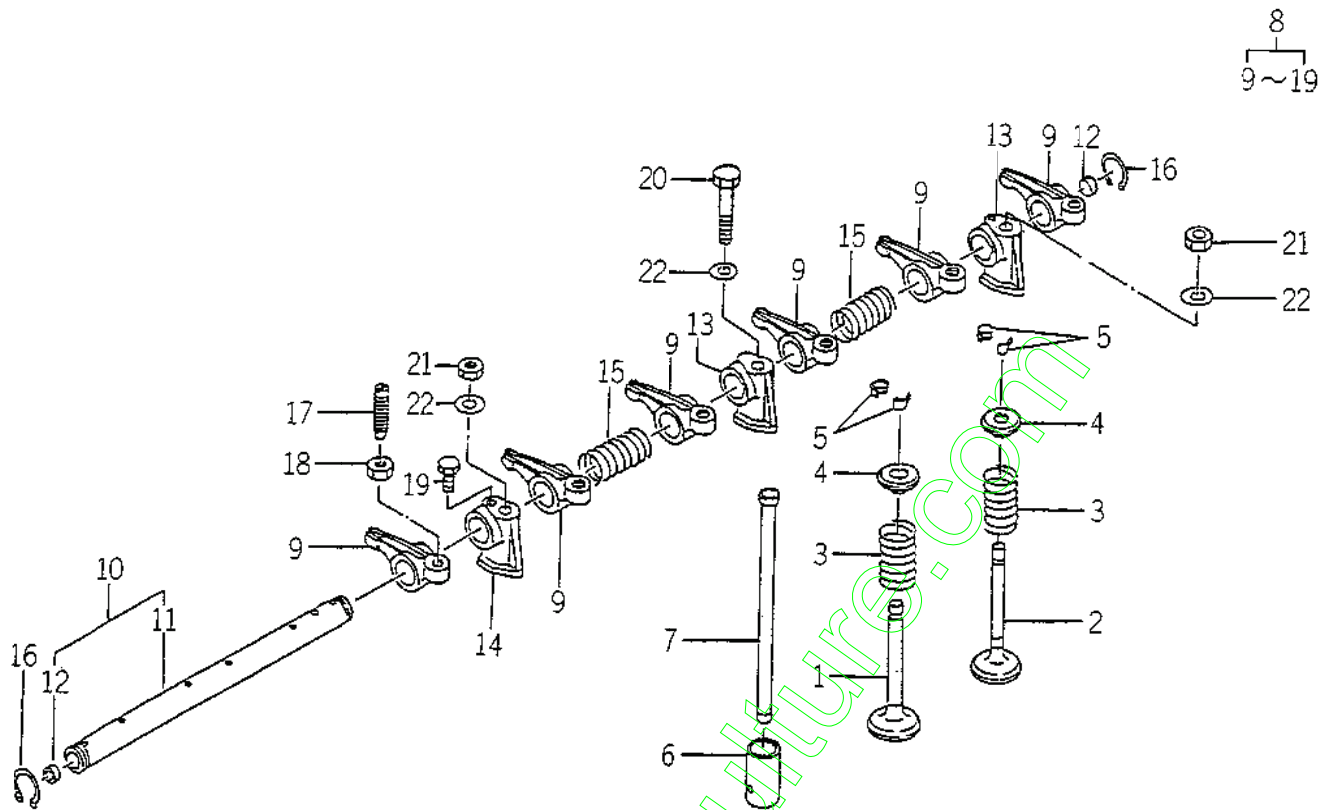
FIG. 9 TIMING GEAR CASE



6003-140E

KEY	PART CODE	DESCRIPTION	QTY	TYPE OF MODEL		I T C	C O L	G R P	REMARKS
				E374 -G01					
26	6909 - 920 - 843 - 00	PACKING	1	*					
27	6209 - 740 - 001 - 00	PIN,GROOVE	1	*					
28	6211 - 312 - 001 - 20	GASKET/GEARCASE	1	*					
29	6213 - 160 - 002 - 00	VALVE/RELIEF ASSY	1	*					
30	6213 - 161 - 001 - 00	PISTON/RELIEF VALVE	1	*					
31	6213 - 164 - 001 - 00	SPRING/RELIEF VALVE	1	*					
32	V705 - 140 - 012 - 00	RING,SNAP/12 C	1	*					
33	6209 - 050 - 001 - 00	BOLT/M6	1	*					
34	6209 - 050 - 002 - 00	BOLT/M6	1	*					
35	6909 - 110 - 406 - 00	NUT	2	*					
36	6211 - 311 - 004 - 20	PLATE,FRONT	1	*					
37	6211 - 312 - 002 - 20	GASKET/PLATE	1	*					
38	6902 - 050 - 816 - 00	BOLT	3	*					
39	6211 - 319 - 002 - 00	SPACER,HYD,REAR	1	*					
40	V723 - 102 - 004 - 20	O - RING	1	*					
41	V705 - 140 - 040 - 00	RING,SNAP/40 C	1	*					
42	6209 - 749 - 001 - 10	PIN,TUBE	2	*					
43	6509 - 000 - 084 - 00	BOLT/L = 55	1	*					
44	6901 - 910 - 845 - 00	BOLT,SEMS/M8X45	2	*					
45	6212 - 530 - 004 - 00	SHAFT,HYD. ASSY	1	*					
46	V600 - 110 - 600 - 20	BEARING,RB/6002	1	*					
47	V600 - 110 - 620 - 30	BEARING,RB/6203	1	*					
48	6211 - 321 - 001 - 10	COVER	1	*					
49	6211 - 322 - 003 - 00	GASKET/COVER	1	*					

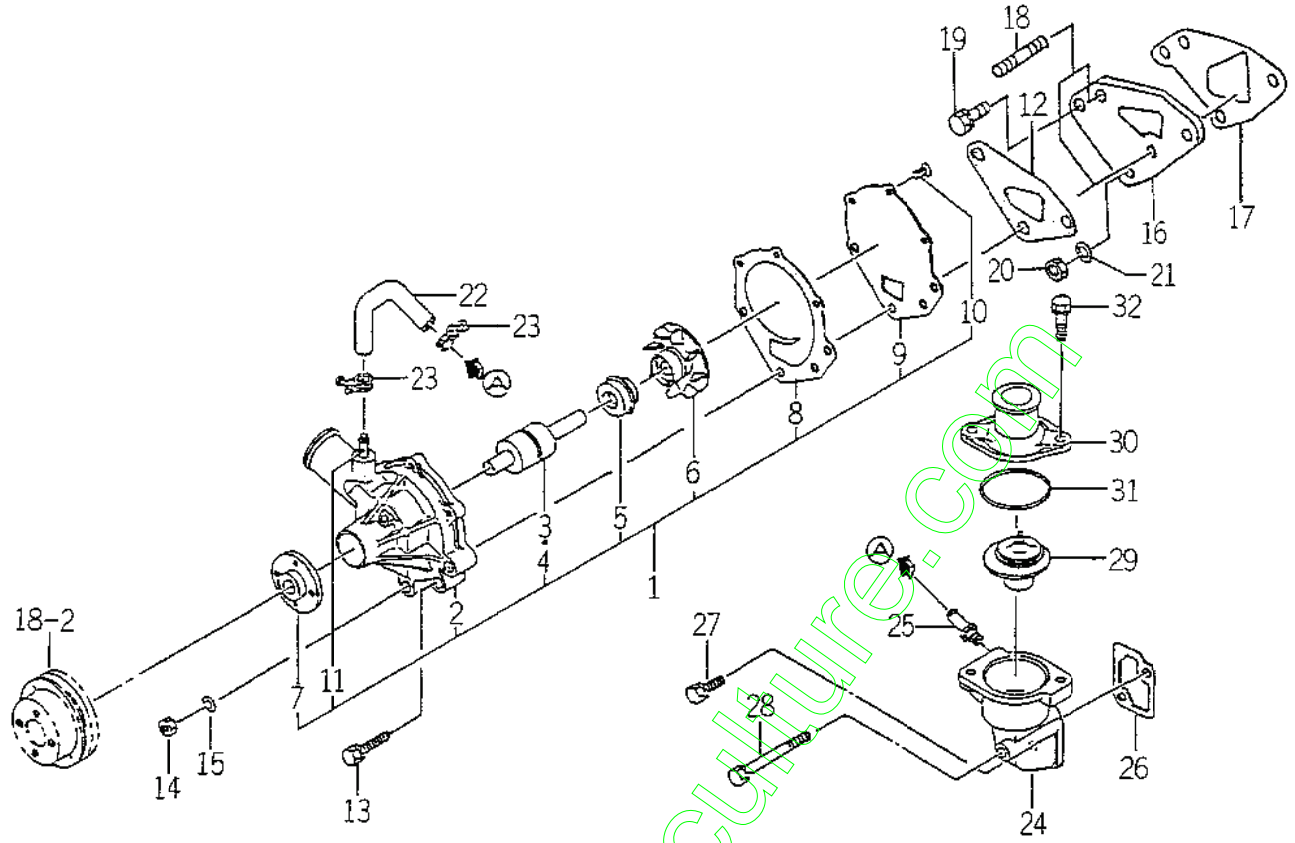
FIG. 11 VALVE



6003-301

KEY	PART CODE	DESCRIPTION	QTY	TYPE OF MODEL		I T C	C O L	G R P	REMARKS
				E374 -G01					
1	6212 - 551 - 001 - 00	VALVE,INTAKE	3	*					
2	6212 - 552 - 001 - 00	VALVE,EXHAUST	3	*					
3	6212 - 561 - 001 - 00	SPRING,VALVE	6	*					
4	6212 - 563 - 001 - 00	SEAT,VALVE SPRING	6	*					
5	6212 - 565 - 001 - 00	CUTTER,VALVE	12	*					
6	6212 - 571 - 001 - 10	TAPPET	6	*					
7	6212 - 575 - 001 - 00	ROD,PUSH	6	*					
8	6212 - 600 - 002 - 00	SHAFT,ROCKER ASSY	1	*					
9	6212 - 611 - 004 - 10	ROCKERARM	6	*					
10	6212 - 620 - 001 - 10	SHAFT,ROCKER ARM ASSY	1	*					
11	6212 - 621 - 002 - 10	SHAFT/ROCKERARM	1	*					
12	6212 - 626 - 002 - 10	PLUG	2	*					
13	6212 - 628 - 004 - 00	BRACKET ROCKER SHAFT	2	*					
14	6212 - 628 - 005 - 00	BRACKET,ROCKER SHAFT	1	*					
15	6209 - 940 - 004 - 00	SPRING	2	*					
16	V704 - 140 - 016 - 00	RING,SNAP/16 C	2	*					
17	6212 - 616 - 002 - 00	SCREW ADJUST	6	*					
18	6209 - 409 - 003 - 00	NUT	6	*					
19	6209 - 000 - 002 - 00	BOLT	1	*					
20	6901 - 050 - 850 - 00	BOLT/M8X45	1	*					
21	6909 - 110 - 508 - 00	NUT/M8	2	*					
22	6909 - 164 - 508 - 00	WASHER,PL/M8	3	*					

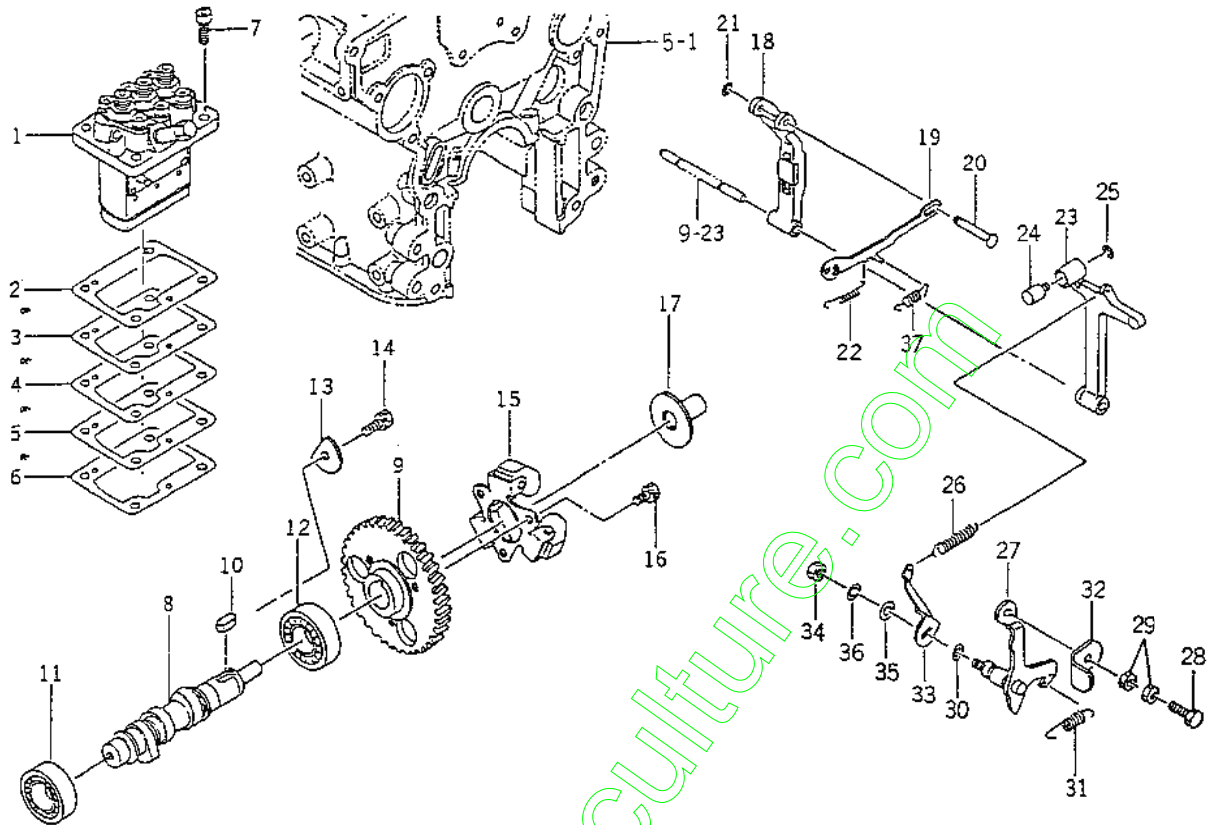
FIG. 17 WATER PUMP



9003-4205

KEY	PART CODE	DESCRIPTION	QTY	TYPE OF MODEL		I T C	C O L	G R P	REMARKS
				E374 -G01					
1	6213 - 610 - 005 - 30	WATERPUMP ASSY	1	*					
2	6213 - 611 - 003 - 20	BODY/WATERPUMP	1	*					
3	6213 - 631 - 002 - 00	BEARING/WATER PUMP	1	*					
4	6213 - 631 - 005 - 00	BEARING/WATERPUMP	1	*					
5	6213 - 622 - 002 - 10	SEAL SET/WATER PUMP	1	*					
6	6213 - 621 - 003 - 00	ROTOR/WATERPUMP	1	*					
7	6213 - 642 - 002 - 00	SEAL/WATER PUMPPULLE	1	*					
8	6213 - 613 - 002 - 10	GASKET	1	*					
9	6213 - 612 - 004 - 00	PLATE/WATER PUMP	1	*					
10	6213 - 619 - 003 - 00	SCREW/WATER PUMP	3	*					
11	6213 - 619 - 002 - 00	PIPE/WATER PUMP	1	*					
12	6213 - 614 - 003 - 10	GASKET/WATER PUMP	1	*					
13	6901 - 910 - 845 - 00	BOLT,SEMS/M8X45	1	*					
14	6909 - 110 - 508 - 00	NUT/M8	2	*					
15	6909 - 150 - 508 - 00	WASHER	2	*					
16	6213 - 619 - 005 - 00	SPACER,WATER PUMP	1	*					
17	6213 - 614 - 006 - 10	GASKET/SPACER	1	*					
18	6209 - 300 - 002 - 00	STUD	2	*					
19	V211 - 560 - 802 - 00	BOLT/M8X20	1	*					
20	6909 - 110 - 508 - 00	NUT/M8	1	*					
21	6909 - 150 - 508 - 00	WASHER	1	*					
22	6213 - 729 - 001 - 00	HOSE,RUBBER	1	*					
23	J061 - 210 - 015 - 00	CLAMP/WIRE/10 - 15	2	*					
24	6213 - 716 - 001 - 40	HOUSING/THERMOSTAT	1	*					
25	6213 - 721 - 003 - 00	PIPE,PUMP HOUSING	1	*					

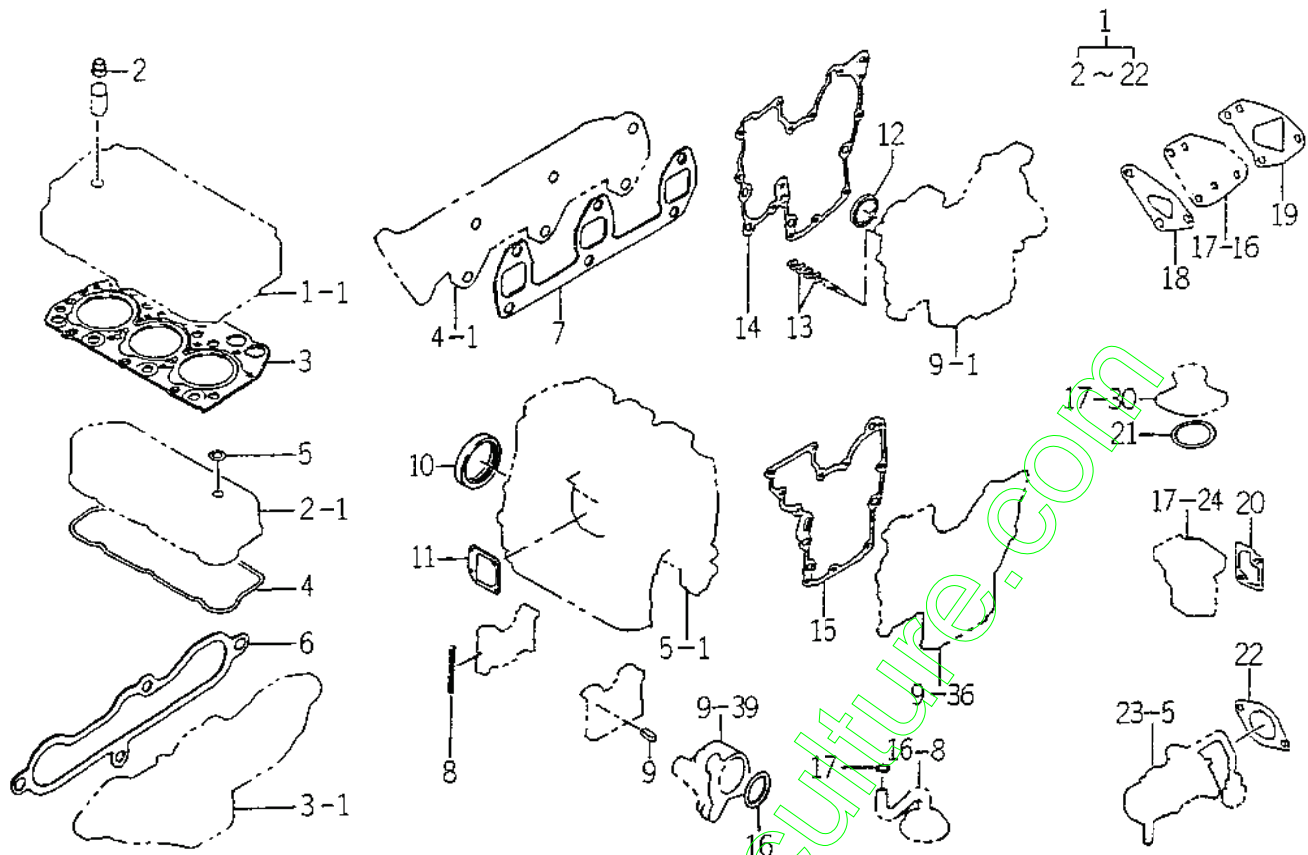
FIG. 20 INJECTION PUMP



6063-110H

KEY	PART CODE	DESCRIPTION	QTY	TYPE OF MODEL		I T C	C O L	G R P	REMARKS
				E374 -G01					
1	6215 - 600 - 088 - 00	PUMP,INJECTION ASSY	1	*					FIG 026
2	6219 - 752 - 001 - 00	SHIM,INJECTION PUMP	1	*					
3	6219 - 752 - 002 - 00	SHIM,INJECTION PUMP	1	*					
4	6219 - 752 - 003 - 00	SHIM,INJECTION PUMP	1	*					
5	6219 - 752 - 004 - 00	SHIM,INJECTION PUMP	1	*					
6	6219 - 752 - 005 - 00	SHIM,INJECTION PUMP	1	*					
7	6209 - 056 - 001 - 00	BOLT/M6X18	4	*					
8	6215 - 621 - 006 - 10	SHAFT,CAM/INJ.PUMP	1	*					
9	6212 - 524 - 002 - 00	GEAR,INJ PUMP	1	*					
10	6908 - 000 - 716 - 00	KEY	1	*					
11	V600 - 110 - 620 - 30	BEARING,FB/6203	1	*					
12	V600 - 110 - 600 - 40	BEARING,FB/6004	1	*					
13	6212 - 535 - 002 - 00	PLATE,THRUST INJPUMP	1	*					
14	6901 - 910 - 612 - 00	BOLT,SEMS/M6X12	1	*					
15	6215 - 520 - 001 - 00	FLYWEIGHT	1	*					
16	6209 - 030 - 043 - 00	BOLT/M6X10	3	*					
17	6215 - 526 - 001 - 10	PIECE,THRUST	1	*					
18	6215 - 541 - 001 - 00	ARM,FLOATING	1	*					
19	6215 - 543 - 001 - 10	LINK,CONTROL	1	*					
20	6215 - 542 - 002 - 00	PIN,CONTROL LINK	1	*					
21	V710 - 140 - 004 - 00	RING,SNAP/ 4 E	1	*					
22	6215 - 549 - 003 - 00	SPRING,SETTING	1	*					
23	6215 - 541 - 002 - 10	ARM,TENSION	1	*					
24	6215 - 549 - 029 - 00	PIN,ADAPTER	1	*					
25	V710 - 140 - 004 - 00	RING,SNAP/ 4 E	1	*					

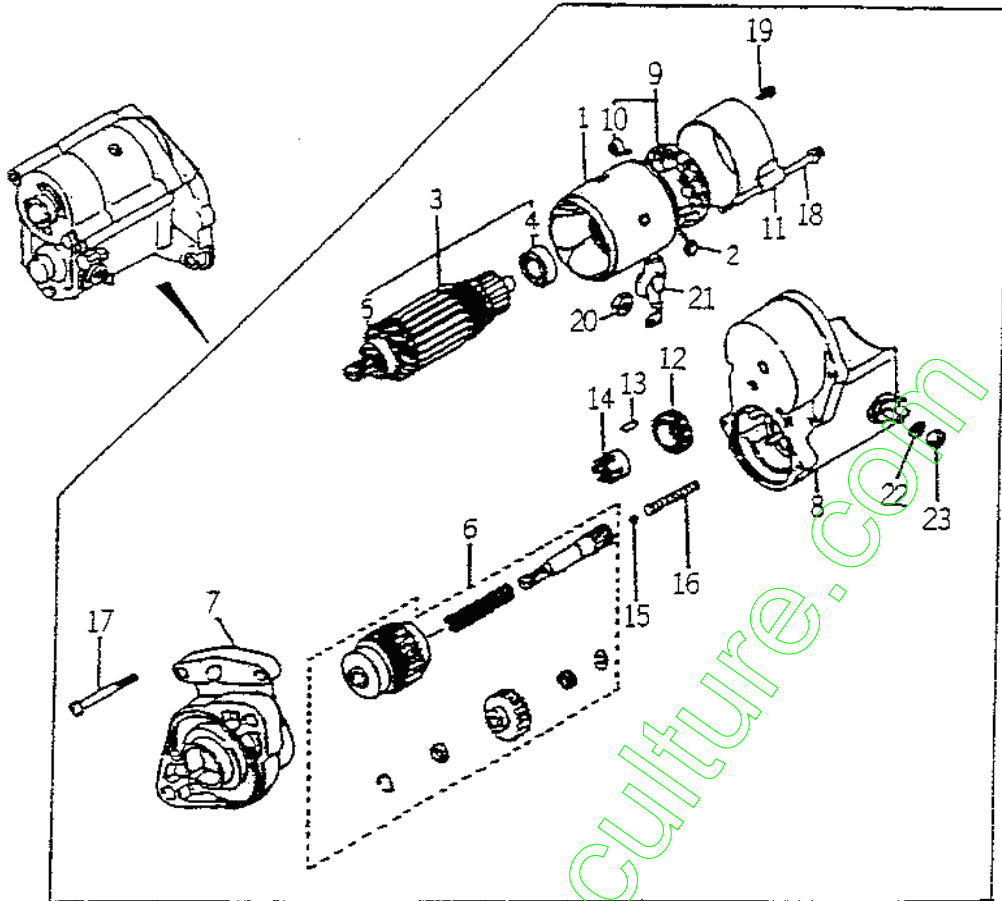
FIG. 24 REPAIR KIT



6003-999

KEY	PART CODE	DESCRIPTION	QTY	TYPE OF MODEL		I T C	C O L	G R P	REMARKS
				E374 -G01					
1	6287 - 810 - 004 - 10	REPAIR/ENGINE SET	1	R					
2	6212 - 569 - 002 - 00	SEAL,OIL	6	R					
3	6211 - 141 - 007 - 30	GASKET/CYLINDERHEAD	1	R					
4	6211 - 173 - 003 - 00	SEAL,CYL.HEAD COVER	1	R					
5	6909 - 572 - 008 - 00	PACKING	2	R					
6	6214 - 115 - 001 - 20	GASKET,INLET MANIFOL	1	R					
7	6214 - 145 - 001 - 30	GASKET,EXH.MANIFOLD	1	R					
8	6211 - 258 - 001 - 00	SEAL,BEARING CAP	4	R					
9	6211 - 258 - 002 - 00	SEAL,BEARING CAP/7	2	R					
10	6209 - 625 - 001 - 00	SEAL,OIL	1	R					
11	6211 - 292 - 001 - 20	GASKET/COVER	1	R					
12	6209 - 625 - 002 - 00	SEAL,OIL	1	R					
13	6909 - 920 - 843 - 00	PACKING	4	R					
14	6211 - 312 - 001 - 20	GASKET/GEARCASE	1	R					
15	6211 - 312 - 002 - 20	GASKET/PLATE	1	R					
16	V723 - 102 - 004 - 20	O - RING	1	R					
17	V720 - 102 - 401 - 50	O - RING/P15	1	R					
18	6213 - 614 - 003 - 10	GASKET/WATER PUMP	1	R					
19	6213 - 614 - 006 - 10	GASKET/SPACER	1	R					
20	6213 - 743 - 002 - 10	GASKET/HOUSING	1	R					
21	V723 - 102 - 005 - 50	O - RING	1	R					
22	6209 - 630 - 002 - 10	GASKET	1	R					

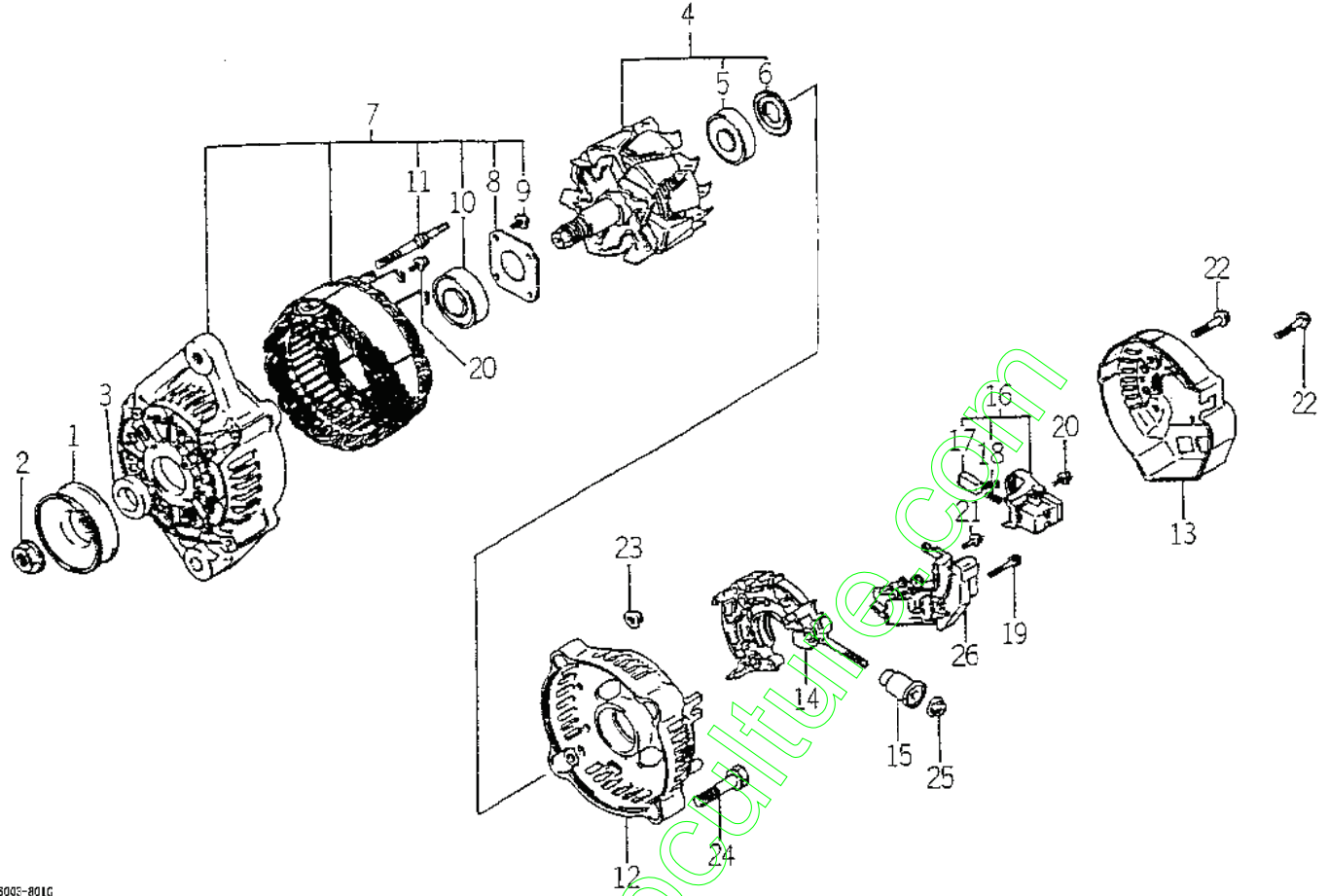
FIG. 27 6281 - 100 - 003 - 00



6003-3016

KEY	PART CODE	DESCRIPTION	QTY	TYPE OF MODEL		I T C	C O L	G R P	REMARKS
				E374 -601					
1	6281 - 111 - 002 - 00	YOKE/STARTER	1	*					
2	6281 - 116 - 002 - 00	STARTER KIT	2	*					
3	6281 - 121 - 003 - 00	ARMATURE	1	*					
4	6281 - 129 - 010 - 00	BEARING,BALL	1	*					
5	6281 - 129 - 011 - 00	BEARING,BALL	1	*					
6	6281 - 124 - 001 - 00	STARTER KIT	1	*					
7	6281 - 129 - 007 - 00	HOUSING/STARTER ASSY	1	*					
8	6281 - 151 - 004 - 00	SWITCH/STARTER ASSY	1	*					
9	6281 - 118 - 001 - 00	HOLDER ASSY	1	*					
10	6581 - 117 - 007 - 00	SPRING,BRUSH	4	*					
11	6281 - 115 - 004 - 00	FRAME/STARTER END	1	*					
12	6581 - 123 - 011 - 00	PINION,STARTER	1	*					
13	6581 - 129 - 099 - 00	FORA	5	*					
14	6581 - 129 - 100 - 00	RETAINER	1	*					
15	6581 - 129 - 092 - 00	BALL	1	*					
16	6581 - 129 - 096 - 00	SPRING	1	*					
17	6281 - 129 - 006 - 00	SCREW	2	*					
18	6281 - 129 - 008 - 00	BOLT/WS	2	*					
19	6281 - 129 - 009 - 00	SCREW/WS	2	*					
20	6909 - 111 - 508 - 00	NUT	1	*					
21	6281 - 129 - 019 - 00	CAP/RABBER	4	*					
22	6909 - 150 - 508 - 00	WASHER	1	*					
23	6909 - 110 - 408 - 00	NUT/M8	1	*					

FIG. 28 6281 - 200 - 016 - 00



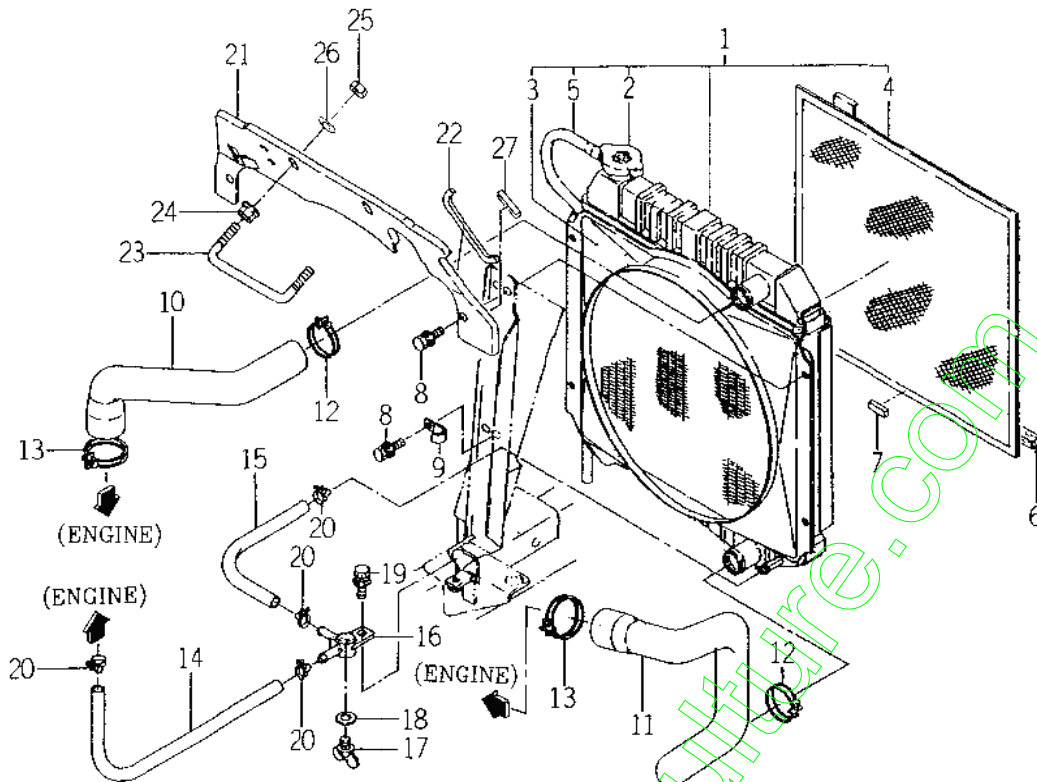
6003-801G

KEY	PART CODE	DESCRIPTION	QTY	TYPE OF MODEL		I T C	C O L	G R P	REMARKS
				E374 -G01					
1	6281 - 222 - 004 - 00	PULLEY	1	*					
2	6281 - 229 - 002 - 00	NUT	1	*					
3	6281 - 229 - 003 - 00	COLLOR	1	*					
4	6281 - 221 - 001 - 00	ROTOR ASSY	1	*					
5	6281 - 229 - 005 - 00	BEARING	1	*					
6	6281 - 229 - 004 - 00	COVER,BEARING	1	*					
7	6281 - 213 - 003 - 00	FRAME,DRIVE END ASSY	1	*					
8	6281 - 229 - 006 - 00	PLATE	1	*					
9	6281 - 229 - 007 - 00	BOLT	4	*					
10	6281 - 229 - 009 - 00	BEARING	1	*					
11	6281 - 229 - 008 - 00	BOLT	2	*					
12	6281 - 214 - 003 - 00	FRAME	1	*					
13	6281 - 214 - 004 - 00	COVER	1	*					
14	6281 - 229 - 010 - 00	HOLDER ASSY	1	*					
15	6281 - 229 - 011 - 00	BUSH	1	*					
16	6281 - 217 - 001 - 00	HOLDER,BRUSH ASSY	1	*					
17	6281 - 215 - 001 - 00	BRUSH	2	*					
18	6281 - 216 - 001 - 00	SPRING	2	*					
19	6281 - 229 - 012 - 00	BOLT	2	*					
20	6281 - 229 - 013 - 00	BOLT	6	*					
21	6281 - 229 - 014 - 00	BOLT	1	*					
22	6281 - 229 - 015 - 00	BOLT	3	*					
23	6281 - 229 - 016 - 00	NUT	2	*					
24	6281 - 229 - 017 - 00	BOLT	2	*					
25	6281 - 229 - 018 - 00	NUT	1	*					

CHASSIS

www.emc-motoculture.com

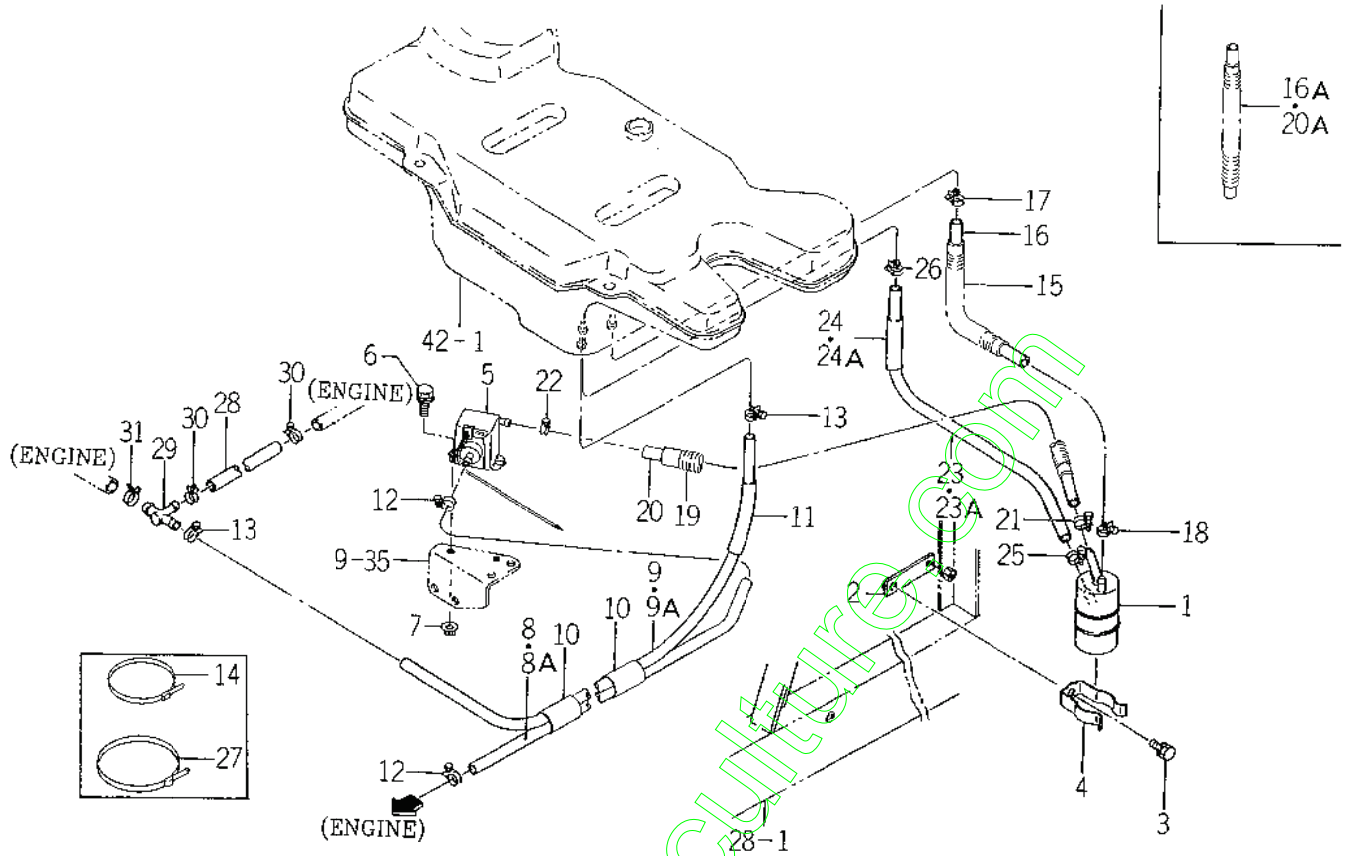
FIG. 2 RADIATOR SYSTEM



1593-102A

KEY	PART CODE	DESCRIPTION	QTY	TYPE OF MODEL		I T C	C O L	G R P	REMARKS
				SG17H					
1	1593 - 102 - 500 - 10	RADIATOR ASSY	1	*					
2	1593 - 102 - 502 - 00	CAP	1	*					
3	1593 - 102 - 503 - 00	SHRUOD,FAN	1	*					
4	1593 - 102 - 504 - 00	PROTECTOR,FRONT	1	*					
5	1593 - 102 - 505 - 00	HOSE,VINYL	1	*					
6	1593 - 102 - 005 - 30	SEAL/15X10X340	1	*					
7	1593 - 102 - 011 - 00	SEAL/10X05X27	1	*					
8	V211 - 360 - 802 - 00	BOLT,SP/M8X20	4	*					
9	1425 - 621 - 004 - 00	CLAMP,HARNES	1	*					
10	1593 - 102 - 001 - 10	HOSE,RADIATOR/UPPER	1	*					
11	1593 - 102 - 002 - 10	HOSE,RADIATOR/LOWER	1	*					
12	J061 - 232 - 040 - 00	CLAMP,WIRE/32 - 40	2	*					
13	J061 - 238 - 046 - 00	CLAMP,WIRE/38 - 46	2	*					
14	1593 - 102 - 003 - 20	HOSE,/270	1	*					
15	1593 - 102 - 004 - 20	HOSE,/210	1	*					
16	1560 - 104 - 010 - 40	CONNECTOR	1	*					
17	1424 - 101 - 203 - 00	PLUG	1	*					
18	1424 - 101 - 204 - 00	PACKING	1	*					
19	V211 - 360 - 802 - 00	BOLT,SP/M8X20	1	*					
20	J061 - 210 - 015 - 00	CLAMP,WIRE/10 - 15	4	*					
21	1593 - 102 - 006 - 50	PANEL,RADIATOR	1	*					
22	1593 - 102 - 012 - 00	SEAL/10X05X130	1	*					
23	1593 - 102 - 009 - 10	HOOK,RADIATOR PANEL	1	*					
24	V363 - 260 - 010 - 00	NUT/M10	2	*					
25	V304 - 260 - 010 - 00	NUT/M10	2	*					

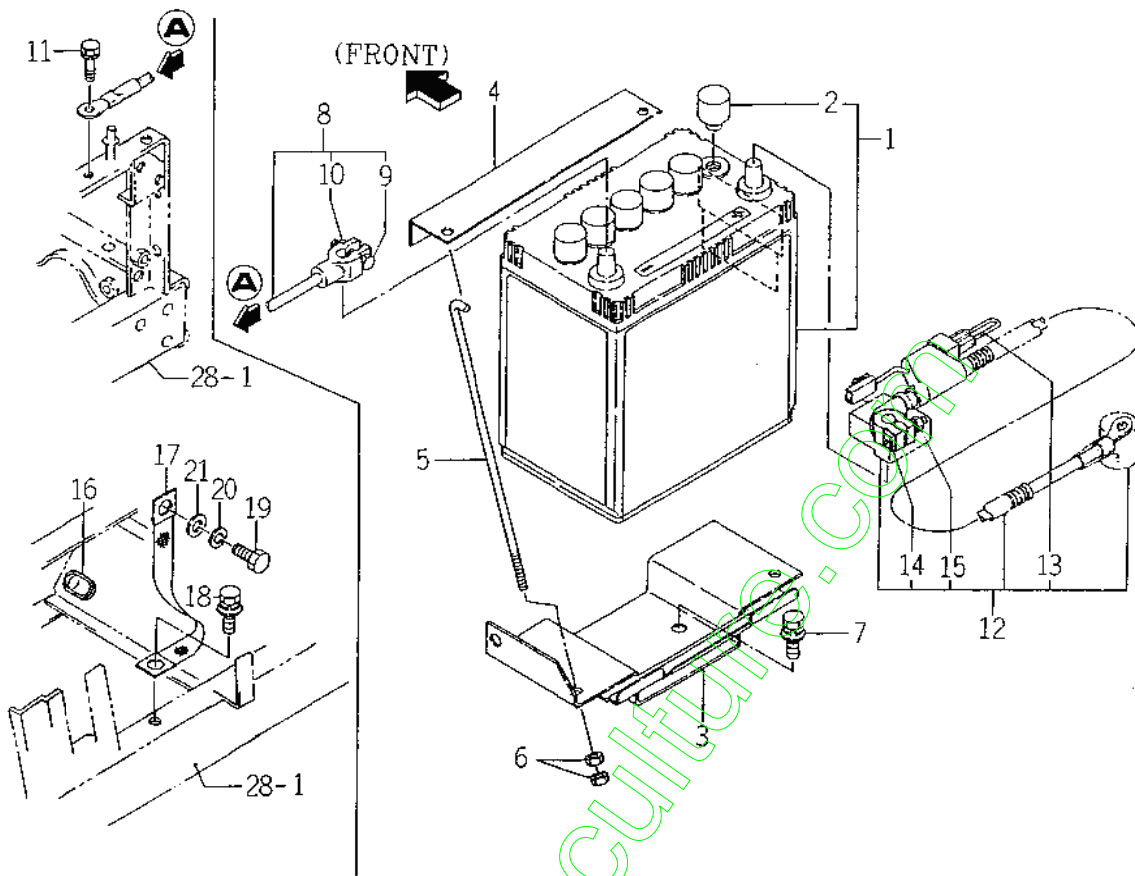
FIG. 4 FILTER (FUEL) /HOSE (FUEL) SYSTEM



1631-106

KEY	PART CODE	DESCRIPTION	QTY	TYPE OF MODEL		I T C	C O L	G R P	REMARKS
				SG17H					
1	6213 - 200 - 002 - 10	FILTER,FUEL	1	*					
2	1608 - 105 - 230 - 00	PLATE COMP	1	*					
3	V211 - 260 - 801 - 60	BOLT,S/M8X16	1	*					
4	6219 - 755 - 001 - 00	HOLDER,FUEL FILTER	1	*					
5	1588 - 105 - 210 - 00	PUMP,FUEL	1	*					
6	V210 - 360 - 601 - 60	BOLT,SP/M6X16	2	*					
7	V360 - 260 - 006 - 00	NUT/M6	2	*					
8	1608 - 105 - 221 - 00	HOSE/1300	1	1- 348					
8A	1631 - 105 - 202 - 00	HOSE/1220	1	349-					
9	1631 - 105 - 201 - 00	HOSE/1700	1	1- 348					
9A	1631 - 105 - 201 - 10	HOSE/1800	1	349-					
10	1593 - 105 - 213 - 10	PROTECTOR	2	*					
11	1608 - 105 - 241 - 00	PROTECTOR/250	1	*					
12	J061 - 210 - 012 - 00	CLAMP,WIRE/10 - 12	2	*					
13	J061 - 211 - 013 - 00	CLAMP,WIRE/11 - 13	2	*					
14	1342 - 402 - 006 - 00	BAND,WIRE/250	1	*					
15	1608 - 105 - 223 - 00	PROTECTOR	1	*					
16	1631 - 105 - 002 - 00	HOSE/260	1	1- 551					
16A	1427 - 111 - 006 - 00	HOSE/270 ASSY	1	552-					
17	J061 - 210 - 012 - 00	CLAMP,WIRE/10 - 12	1	*					
18	J061 - 209 - 011 - 00	CLAMP,WIRE/9 - 11	1	*					
19	1608 - 105 - 223 - 00	PROTECTOR	1	*					
20	1608 - 105 - 001 - 40	HOSE/225	1	1- 551					
20A	1427 - 111 - 006 - 00	HOSE/270 ASSY	1	552-					
21	J061 - 210 - 012 - 00	CLAMP,WIRE/10 - 12	1	*					

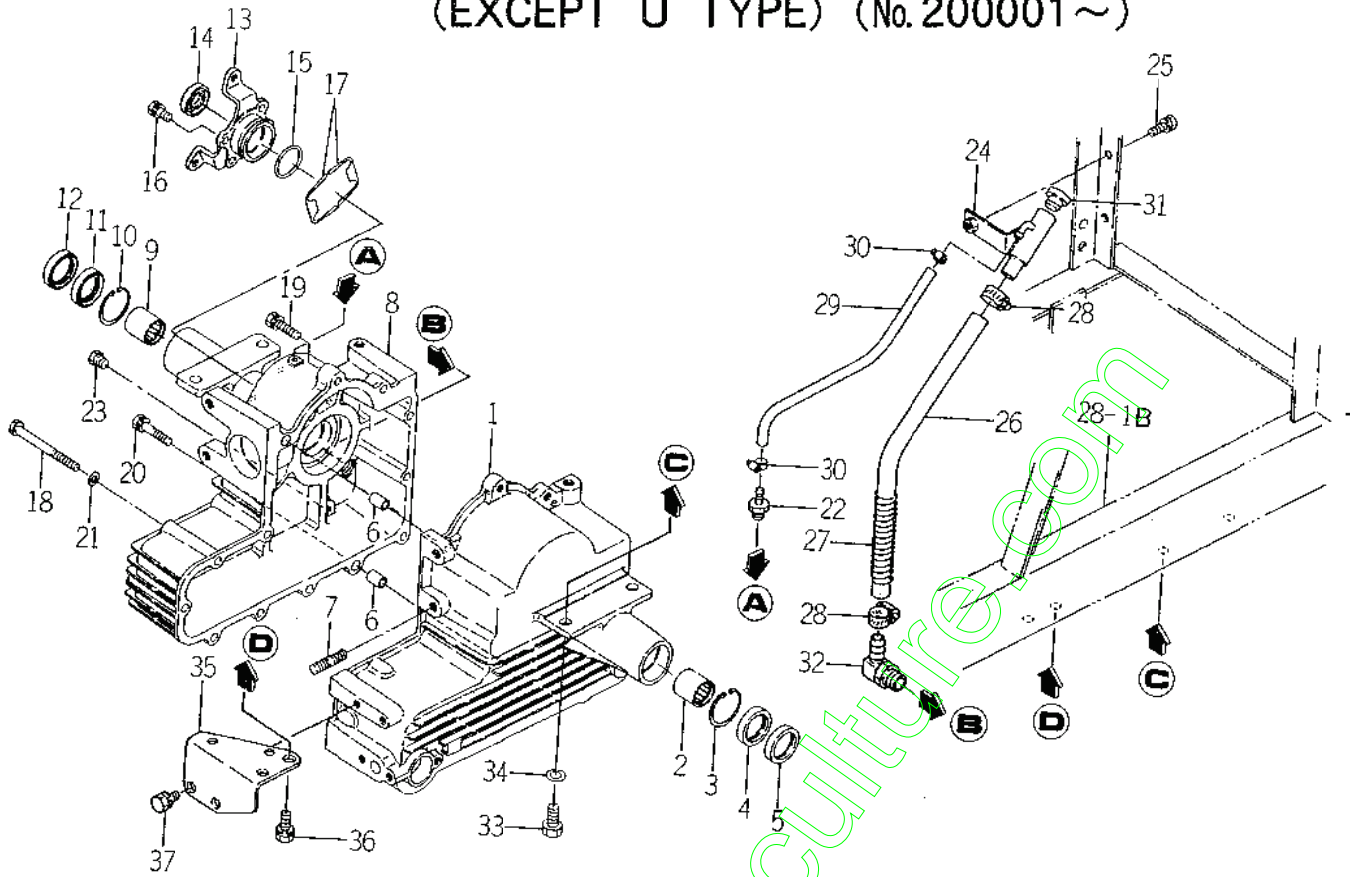
FIG. 5 BATTERY SYSTEM



1593-112

KEY	PART CODE	DESCRIPTION	QTY	TYPE OF MODEL		I T C	C O L	G R P	REMARKS
				SG17H					
1	1593 - 112 - 200 - 00	BATTERY	1	*					
2	1427 - 621 - 002 - 10	CAP,BATTERY	1	*					
3	1593 - 112 - 510 - 30	PLATE,BATTERY COMP	1	*					
4	1593 - 112 - 051 - 30	HOLDER,BATTERY	1	*					
5	1593 - 112 - 002 - 50	BOLT,BATTERY	2	*					
6	V301 - 260 - 006 - 00	NUT /M6	4	*					
7	V211 - 360 - 802 - 00	BOLT,SP /M8X20	3	*					
8	1593 - 112 - 003 - 20	CABLE,EARTH	1	*					
9	1593 - 112 - 222 - 00	BOLT	1	*					
10	1600 - 112 - 232 - 00	NUT	1	*					
11	V211 - 260 - 801 - 60	BOLT,S/M8X16	1	*					
12	1593 - 112 - 520 - 10	CABLE,BATTERY ASSY	1	*					
13	3652 - 261 - 202 - 00	LINK,FUSIBLE	1	*					
14	1600 - 112 - 231 - 00	BOLT	1	*					
15	1600 - 112 - 232 - 00	NUT	1	*					
16	1593 - 623 - 001 - 00	GROMMET /100	1	*					
17	3626 - 276 - 003 - 00	CABLE,WIRE	1	*					
18	V211 - 361 - 002 - 00	BOLT,SP /M10X20	1	*					
19	V203 - 461 - 002 - 00	BOLT /M10X1.25X20	1	*					
20	V401 - 160 - 010 - 00	WASHER,SP /M10	1	*					
21	V411 - 260 - 010 - 00	WASHER /M10	1	*					

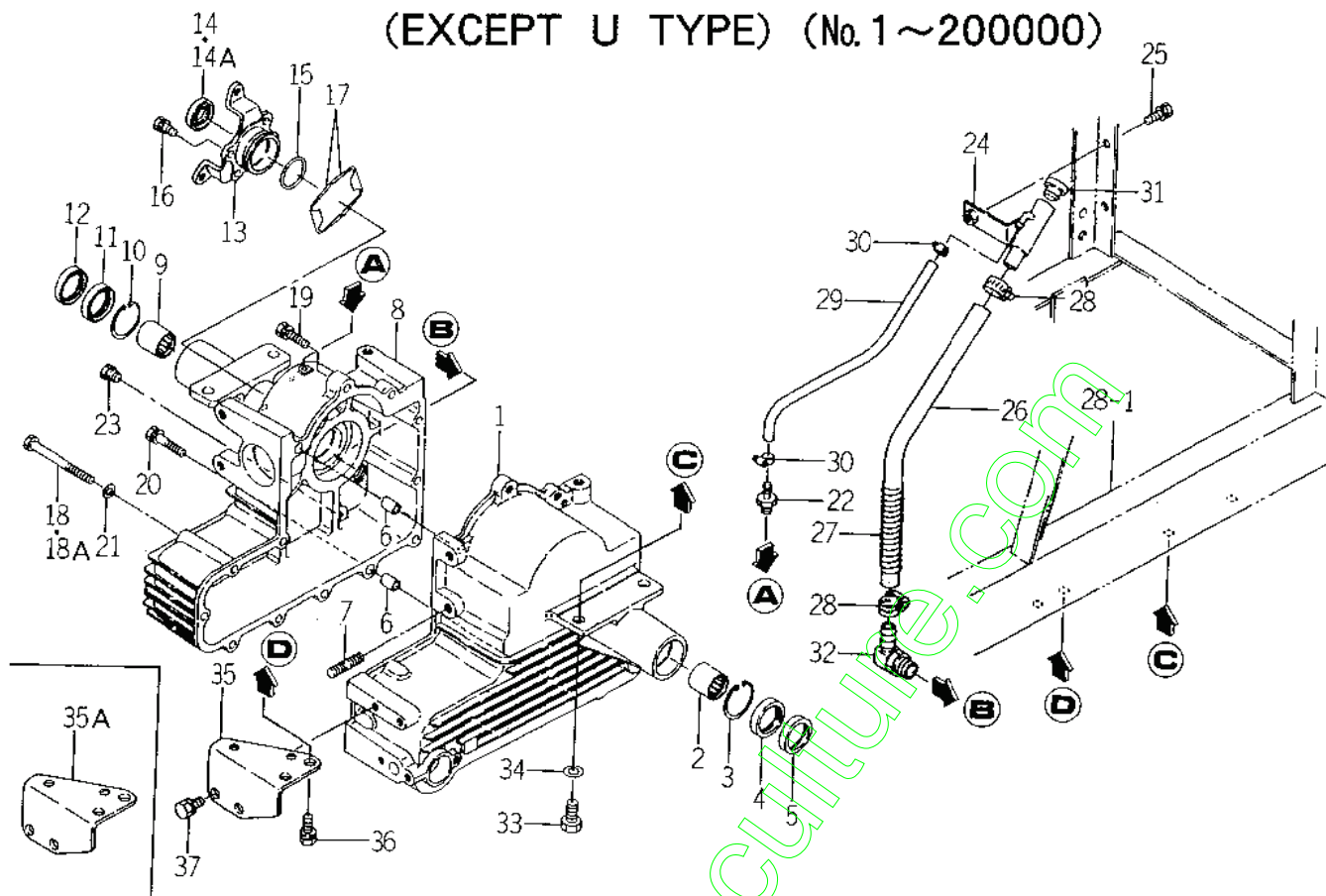
**FIG. 8 TRANSMISSION SYSTEM
(EXCEPT U TYPE) (No.200001~)**



1608-201

KEY	PART CODE	DESCRIPTION	QTY	TYPE OF MODEL		I T C	C O L	G R P	REMARKS
				SG17H					
1	1608 - 201 - 001 - 40	CASE,TRANSMISSION/LH	1	200001-					
2	V653 - 430 - 403 - 00	BEARING,NR/TA3030Z	1	200001-					
3	V705 - 140 - 042 - 00	RING,SNAP/42	1	200001-					
4	V744 - 130 - 420 - 80	SEAL,OIL/TC304208	1	200001-					
5	V740 - 130 - 420 - 80	SEAL,OIL	1	200001-					
6	3737 - 113 - 005 - 00	PIN,KNOCK	2	200001-					
7	V251 - 261 - 004 - 5C	BOLT STUD,SEAL	1	200001-					
8	1608 - 201 - 002 - 30	CASE,TRANSMISSION/RH	1	200001-					
9	V653 - 430 - 403 - 00	BEARING,NR/TA3030Z	1	200001-					
10	V705 - 140 - 042 - 00	RING,SNAP/42	1	200001-					
11	V744 - 130 - 420 - 80	SEAL,OIL/TC304208	1	200001-					
12	V740 - 130 - 420 - 80	SEAL,OIL	1	200001-					
13	1608 - 201 - 004 - 20	METAL,BRAKE	1	200001-					
14	V744 - 120 - 350 - 70	SEAL,OIL/TC20357	1	200001-					
15	V721 - 103 - 104 - 50	O - RING	1	200001-					
16	V211 - 260 - 801 - 60	BOLT,S/M8X16	4	200001-					
17	1608 - 201 - 005 - 10	SHIM,BRAKE METAL	2	200001-					
18	V201 - 260 - 809 - 50	BOLT/M8X95	6	200001-					
19	V211 - 260 - 803 - 00	BOLT/M8X30	6	200001-					
20	V211 - 260 - 804 - 00	BOLT,S/M8X40	1	200001-					
21	V401 - 160 - 008 - 00	WASHER/M8	6	200001-					
22	2137 - 223 - 004 - 00	ADAPTER,STRAIGHT	1	200001-					
23	7955 - 201 - 026 - 00	PLUG,DRAIN 1/4	1	200001-					
24	1608 - 201 - 200 - 20	PLATE COMP	1	200001-					
25	V211 - 260 - 802 - 00	BOLT,S/M8X20	1	200001-					

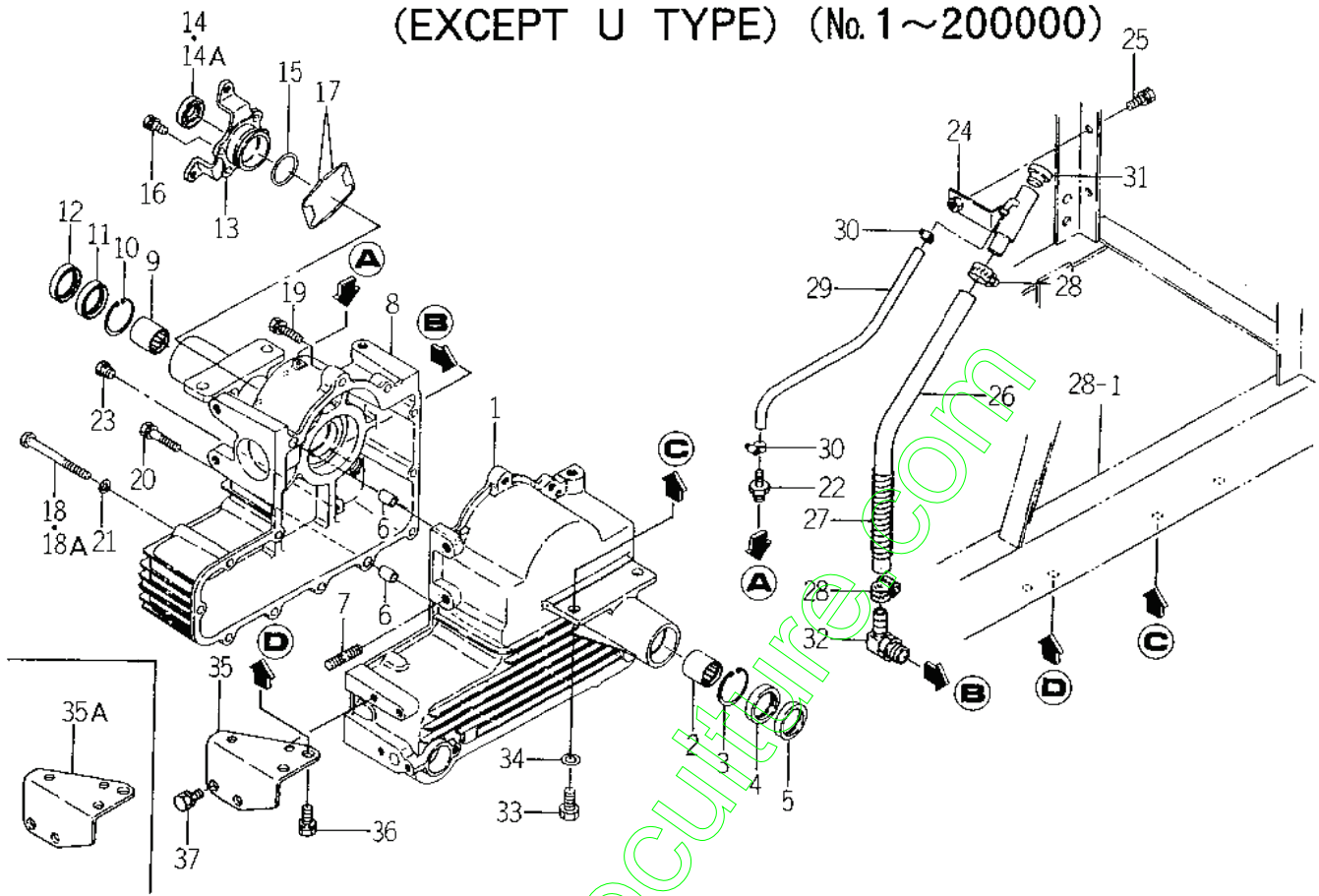
**FIG. 9 TRANSMISSION SYSTEM
(EXCEPT U TYPE) (No.1~200000)**



LE31-201

KEY	PART CODE	DESCRIPTION	QTY	TYPE OF MODEL		I T C	C O L	G R P	REMARKS
				SG17H					
1	1608 - 201 - 001 - 40	CASE, TRANSMISSION / LH	1	1-					
				-200000					
2	V653 - 430 - 403 - 00	BEARING, NR / TA3030Z	1	1-					
				-200000					
3	V705 - 140 - 042 - 00	RING, SNAP / 42	1	1-					
				-200000					
4	V744 - 130 - 420 - 80	SEAL, OIL / TC304208	1	1-					
				-200000					
5	V740 - 130 - 420 - 80	SEAL, OIL	1	1-					
				-200000					
6	3737 - 113 - 005 - 00	PIN, KNOCK	2	1-					
				-200000					
7	V251 - 261 - 004 - 50	BOLT STUD, SEAL	1	1-					
				-200000					
8	1608 - 201 - 002 - 30	CASE, TRANSMISSION / RH	1	1-					
				-200000					
9	V653 - 430 - 403 - 00	BEARING, NR / TA3030Z	1	1-					
				-200000					
10	V705 - 140 - 042 - 00	RING, SNAP / 42	1	1-					
				-200000					
11	V744 - 130 - 420 - 80	SEAL, OIL / TC304208	1	1-					
				-200000					
12	V740 - 130 - 420 - 80	SEAL, OIL	1	1-					
				-200000					
13	1608 - 201 - 004 - 20	METAL, BRAKE	1	1-					
				-200000					
14	V740 - 120 - 350 - 80	SEAL, OIL / SC203508	1	1-					
				- 1669					
14A	V744 - 120 - 350 - 70	SEAL, OIL / TC20357	1	1670-					
				-200000					
15	V721 - 103 - 104 - 50	O - RING	1	1-					
				-200000					
16	V211 - 260 - 801 - 60	BOLT, S / M8X16	4	1-					
				-200000					
17	1608 - 201 - 005 - 10	SHIM, BRAKE METAL	2	1-					
				-200000					
18	6901 - 045 - 895 - 00	BOLT	6	1-					
				- 2473					
18A	V201 - 260 - 809 - 50	BOLT / M8X95	6	2474-					
				-200000					
19	V211 - 260 - 803 - 00	BOLT, S / M8X30	6	1-					
				-200000					
20	V211 - 260 - 804 - 00	BOLT, S / M8X40	1	1-					
				-200000					
21	V401 - 160 - 008 - 00	WASHER / M8	6	1-					
				-200000					
22	2137 - 223 - 004 - 00	ADAPTER, STRAIGHT	1	1-					
				-200000					
23	7955 - 201 - 026 - 00	PLUG, DRAIN 1/4	1	1-					
				-200000					

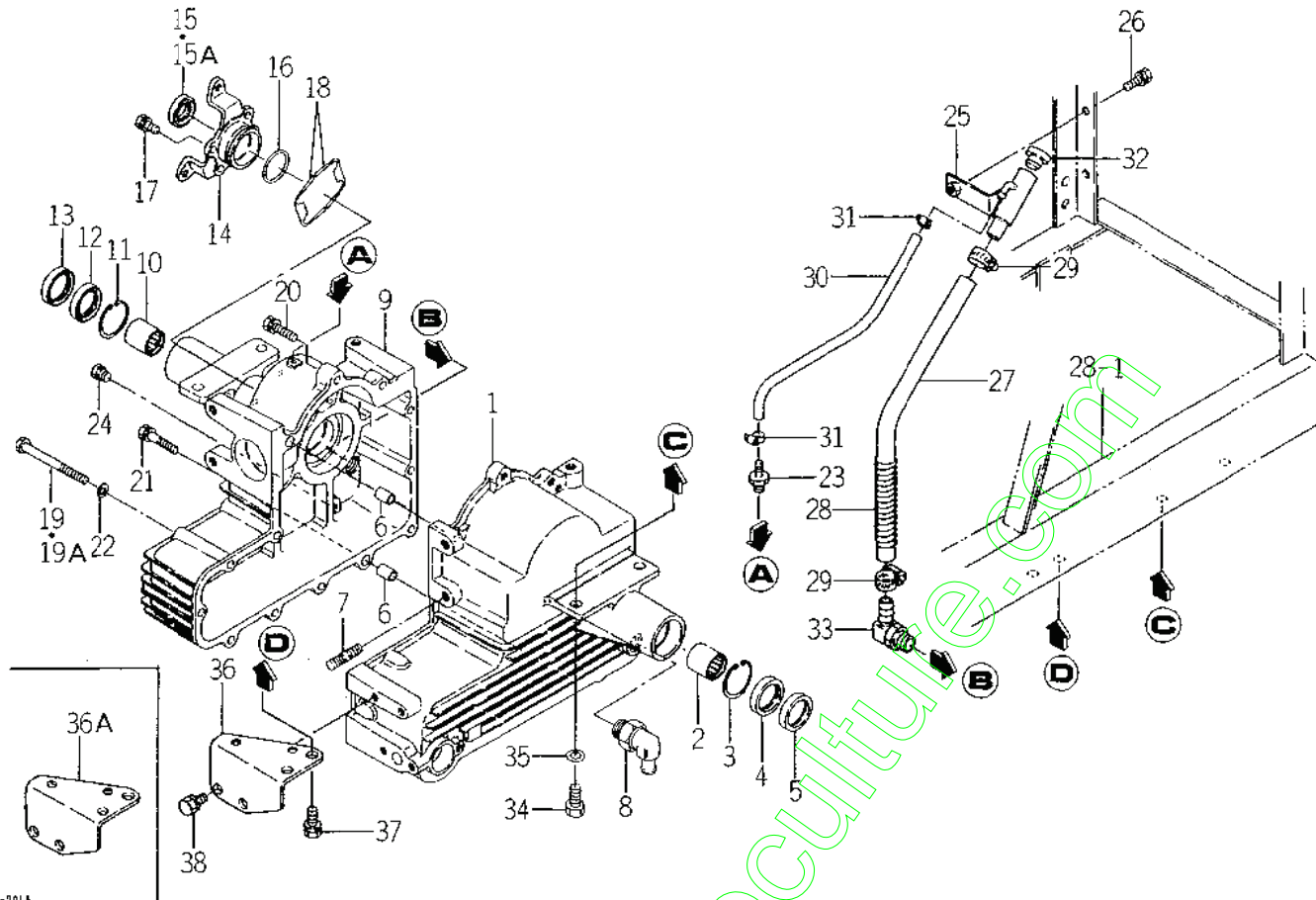
**FIG. 9 TRANSMISSION SYSTEM
(EXCEPT U TYPE) (No. 1~200000)**



1631-201

KEY	PART CODE	DESCRIPTION	QTY	TYPE OF MODEL		I T C	C O L	G R P	REMARKS
				SG17H					
24	1608 - 201 - 200 - 20	PLATE COMP	1	1- -200000					
25	V211 - 260 - 802 - 00	BOLT,S/M8X20	1	1- -200000					
26	1608 - 201 - 006 - 20	HOSE/360	1	1- -200000					
27	1608 - 201 - 013 - 00	SPRING/HCI35	1	1- -200000					
28	J061 - 114 - 024 - 00	CLAMP,WORM/14 - 24	2	1- -200000					
29	1608 - 201 - 008 - 10	HOSE/320	1	1- -200000					
30	J062 - 104 - 111 - 00	CLIP,HOSE/10.4 - 11.1	2	1- -200000					
31	2111 - 101 - 011 - 00	BUSH	1	1- -200000					
32	3631 - 353 - 001 - 10	ADAPTER	1	1- -200000					
33	V201 - 461 - 003 - 00	BOLT/M10X30	4	1- -200000					
34	V401 - 160 - 010 - 00	WASHER,SP/M10	4	1- -200000					
35	1631 - 201 - 200 - 00	PLATE,CASE COMP	1	1- -1385					
35A	1608 - 201 - 011 - 20	PLATE,CASE	1	1386- -200000					
36	V211 - 561 - 002 - 00	BOLT/M10X20	2	1- -200000					
37	V211 - 561 - 001 - 60	BOLT,S/M10X16	2	1- -200000					

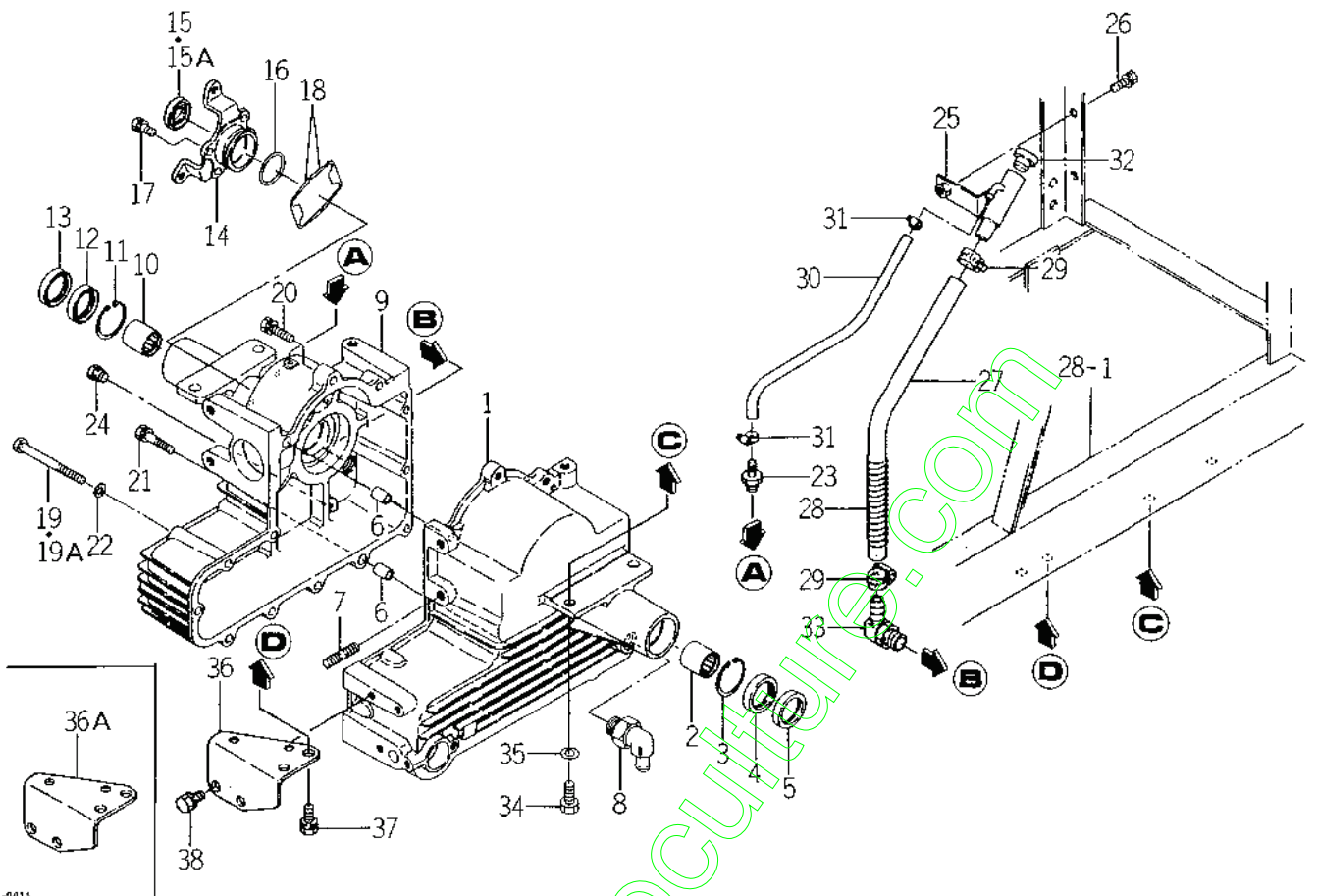
FIG. 10 TRANSMISSION SYSTEM (U TYPE)



1631-201A

KEY	PART CODE	DESCRIPTION	QTY	TYPE OF MODEL		I T C	C O L	G R P	REMARKS
				SG17H					
1	1631 - 201 - 001 - 00	CASE, TRANSMISSION / LH	1	*					
2	V653 - 430 - 403 - 00	BEARING, NR / TA3030Z	1	*					
3	V705 - 140 - 042 - 00	RING, SNAP / 42	1	*					
4	V744 - 130 - 420 - 80	SEAL, OIL / TC304208	1	*					
5	V740 - 130 - 420 - 80	SEAL, OIL	1	*					
6	3737 - 113 - 005 - 00	PIN, KNOCK	2	*					
7	V251 - 261 - 004 - 50	BOLT STUD, SEAL	1	*					
8	3631 - 353 - 001 - 10	ADAPTER	1	*					
9	1608 - 201 - 002 - 30	CASE, TRANSMISSION / RH	1	*					
10	V653 - 430 - 403 - 00	BEARING, NR / TA3030Z	1	*					
11	V705 - 140 - 042 - 00	RING, SNAP / 42	1	*					
12	V744 - 130 - 420 - 80	SEAL, OIL / TC304208	1	*					
13	V740 - 130 - 420 - 80	SEAL, OIL	1	*					
14	1608 - 201 - 004 - 20	METAL, BRAKE	1	*					
15	V740 - 120 - 350 - 80	SEAL, OIL / SC203508	1	*					
15A	V744 - 120 - 350 - 70	SEAL, OIL / TC20357	1	1-1669 1670-					
16	V721 - 103 - 104 - 50	O - RING	1	*					
17	V211 - 260 - 801 - 60	BOLT, S / M8X16	4	*					
18	1608 - 201 - 005 - 10	SHIM, BRAKE METAL	2	*					
19	6901 - 045 - 895 - 00	BOLT	6	1-2473 2474-					
19A	V201 - 260 - 809 - 50	BOLT / M8X95	6	*					
20	V211 - 260 - 803 - 00	BOLT, S / M8X30	6	*					
21	V211 - 260 - 804 - 00	BOLT, S / M8X40	1	*					
22	V401 - 160 - 008 - 00	WASHER / M8	6	*					
23	2137 - 223 - 004 - 00	ADAPTER, STRAIGHT	1	*					

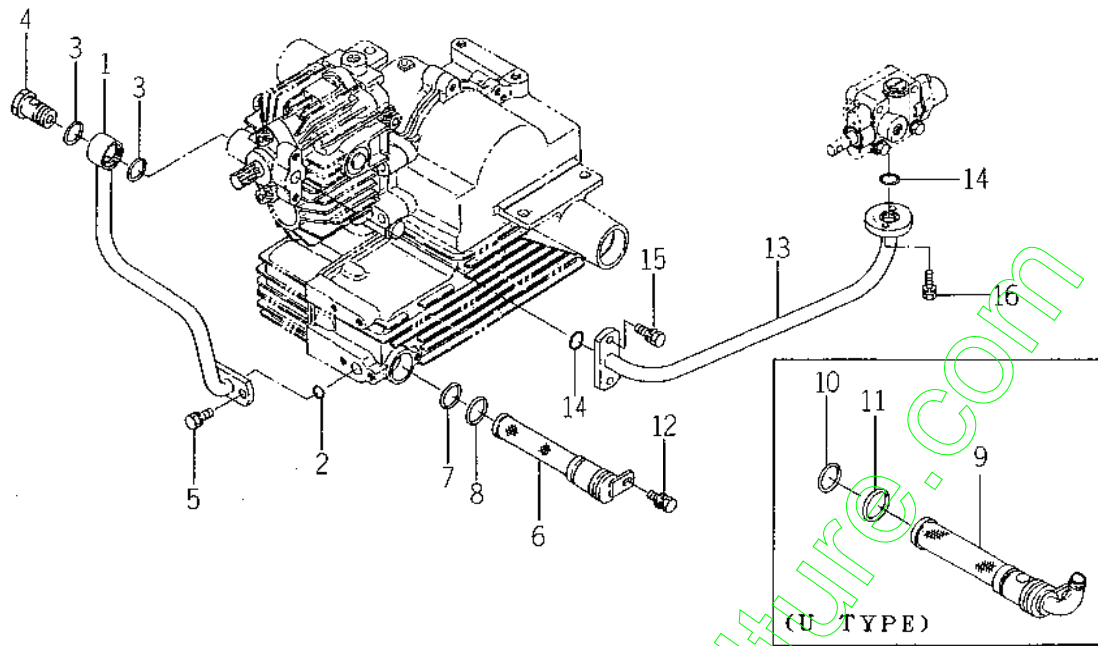
FIG. 10 TRANSMISSION SYSTEM (U TYPE)



1631-201A

KEY	PART CODE	DESCRIPTION	QTY	TYPE OF MODEL		I T C	C O L	G R P	REMARKS
				SG17H					
24	7955 - 201 - 026 - 00	PLUG,DRAIN 1/4	1	*					
25	1608 - 201 - 200 - 20	PLATE COMP	1	*					
26	V211 - 260 - 802 - 00	BOLT,S/M8X20	1	*					
27	1608 - 201 - 006 - 20	HOSE/360	1	*					
28	1608 - 201 - 013 - 00	SPRING/HC135	1	*					
29	J061 - 114 - 024 - 00	CLAMP,WORM/14 - 24	2	*					
30	1608 - 201 - 008 - 10	HOSE/320	1	*					
31	J062 - 104 - 111 - 00	CLIP,HOSE/10,4 - 11,1	2	*					
32	2111 - 101 - 011 - 00	BUSH	1	*					
33	3631 - 353 - 001 - 10	ADAPTER	1	*					
34	V201 - 461 - 003 - 00	BOLT/M10X30	4	*					
35	V401 - 160 - 010 - 00	WASHER,SP/M10	4	*					
36	1631 - 201 - 200 - 00	PLATE,CASE COMP	1	*					
36A	1608 - 201 - 011 - 20	PLATE,CASE	1	1-1385 1386-					
37	V211 - 561 - 002 - 00	BOLT/M10X20	2	*					
38	V211 - 561 - 001 - 60	BOLT,S/M10X16	2	*					

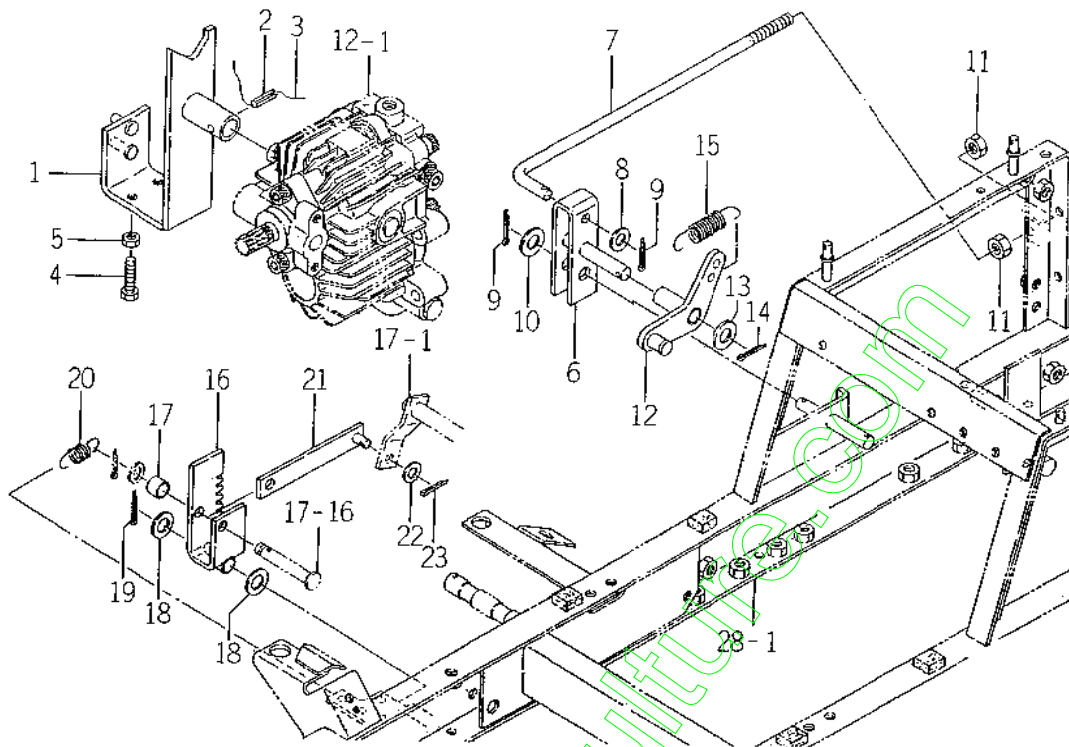
FIG. 13 HST SYSTEM (2)



1608-206

KEY	PART CODE	DESCRIPTION	QTY	TYPE OF MODEL		I T C	C O L	G R P	REMARKS
				SG17H					
1	1608 - 206 - 200 - 30	PIPE,SUCTION COMP	1	*					
2	V720 - 102 - 401 - 80	O - RING	1	*					
3	V720 - 102 - 402 - 20	O - RING	2	*					
4	1608 - 206 - 001 - 00	BOLT,CONNECTOR/PF1/2	1	*					
5	V211 - 260 - 801 - 60	BOLT,S/M8X16	2	*					
6	1435 - 201 - 220 - 00	FILTER,SUCTION/HST	1	*					
7	V720 - 103 - 502 - 40	O - RING	1	*					
8	V720 - 103 - 502 - 60	O - RING	1	*					
9	1631 - 206 - 200 - 00	FILTER,SUCTION/HST	1	*					
10	V720 - 103 - 502 - 80	O - RING	1	*					
11	V720 - 103 - 503 - 00	O - RING	1	*					
12	V211 - 360 - 801 - 60	BOLT,SP/M8X16	1	*					
13	1608 - 206 - 210 - 20	PIPE,BUST COMP	1	*					
14	V720 - 102 - 401 - 80	O - RING	2	*					
15	V211 - 260 - 802 - 00	BOLT,S/M8X20	2	*					
16	V210 - 260 - 602 - 00	BOLT,S/M6X20	2	*					

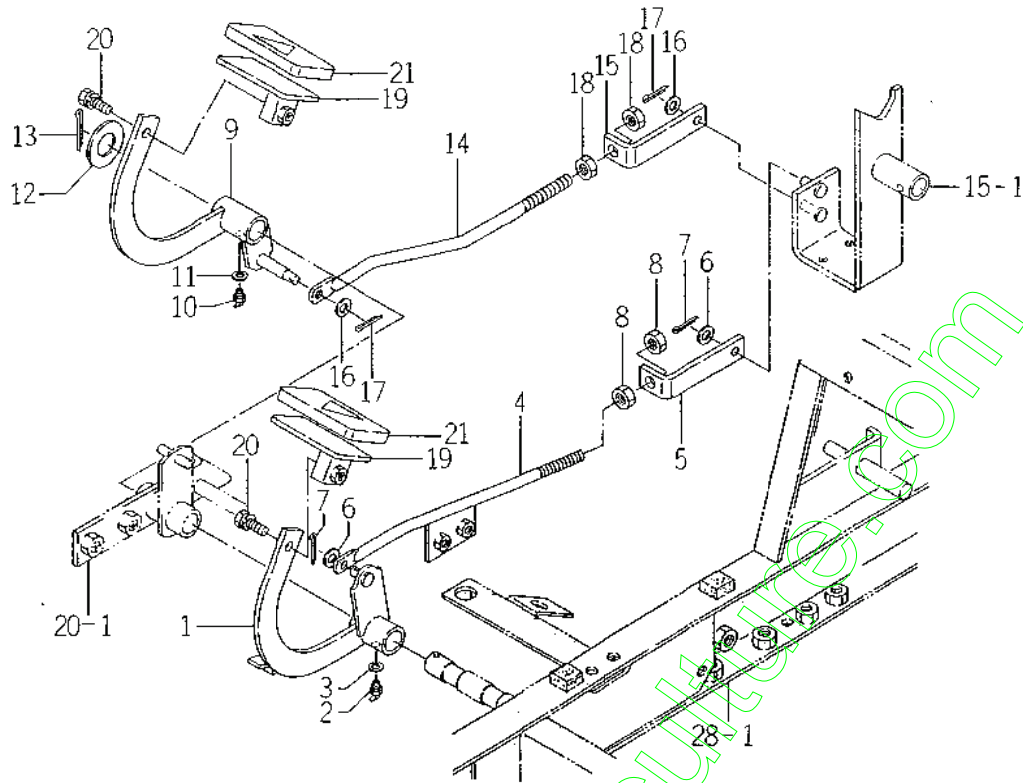
FIG. 15 HST SYSTEM (4)



1608-207

KEY	PART CODE	DESCRIPTION	QTY	TYPE OF MODEL		I T C	C O L	G R P	REMARKS
				SG17H					
1	1608 - 207 - 200 - 30	PLATE,TRANION COMP	1	*					
2	V580 - 140 - 602 - 50	PIN,SP W/6.0X25	1	*					
3		WIRE	1	*					
4	V201 - 260 - 803 - 50	BOLT/M8X35	2	*					
5	V304 - 260 - 008 - 00	NUT/M8	2	*					
6	1608 - 207 - 210 - 20	PIN,NEUTRAL COMP	1	*					
7	1608 - 207 - 011 - 00	ROD,NEUTRAL	1	*					
8	V411 - 260 - 010 - 00	WASHER/M10	1	*					
9	V500 - 163 - 002 - 00	PIN,SPLIT/3.0X20	2	*					
10	V411 - 260 - 012 - 00	WASHER/M12	1	*					
11	V304 - 260 - 010 - 00	NUT/M10	2	*					
12	1608 - 207 - 220 - 20	LOCK,NEUTRAL COMP	1	*					
13	V411 - 260 - 012 - 00	WASHER/M12	1	*					
14	V500 - 163 - 002 - 00	PIN,SPLIT/3.0X20	1	*					
15	3656 - 115 - 001 - 00	SPRING/HE085	1	*					
16	1608 - 207 - 230 - 00	PLATE,HOOK COMP	1	*					
17	1608 - 207 - 012 - 00	COLLAR/12X16X12	1	*					
18	V411 - 260 - 012 - 00	WASHER/M12	2	*					
19	V500 - 163 - 002 - 00	PIN,SPLIT/3.0X20	1	*					
20	3631 - 671 - 003 - 00	SPRING	1	*					
21	1608 - 207 - 280 - 10	PLATE COMP	1	*					
22	V411 - 260 - 008 - 00	WASHER/M8	1	*					
23	V500 - 163 - 001 - 50	PIN,SPLIT/3.0X15	1	*					

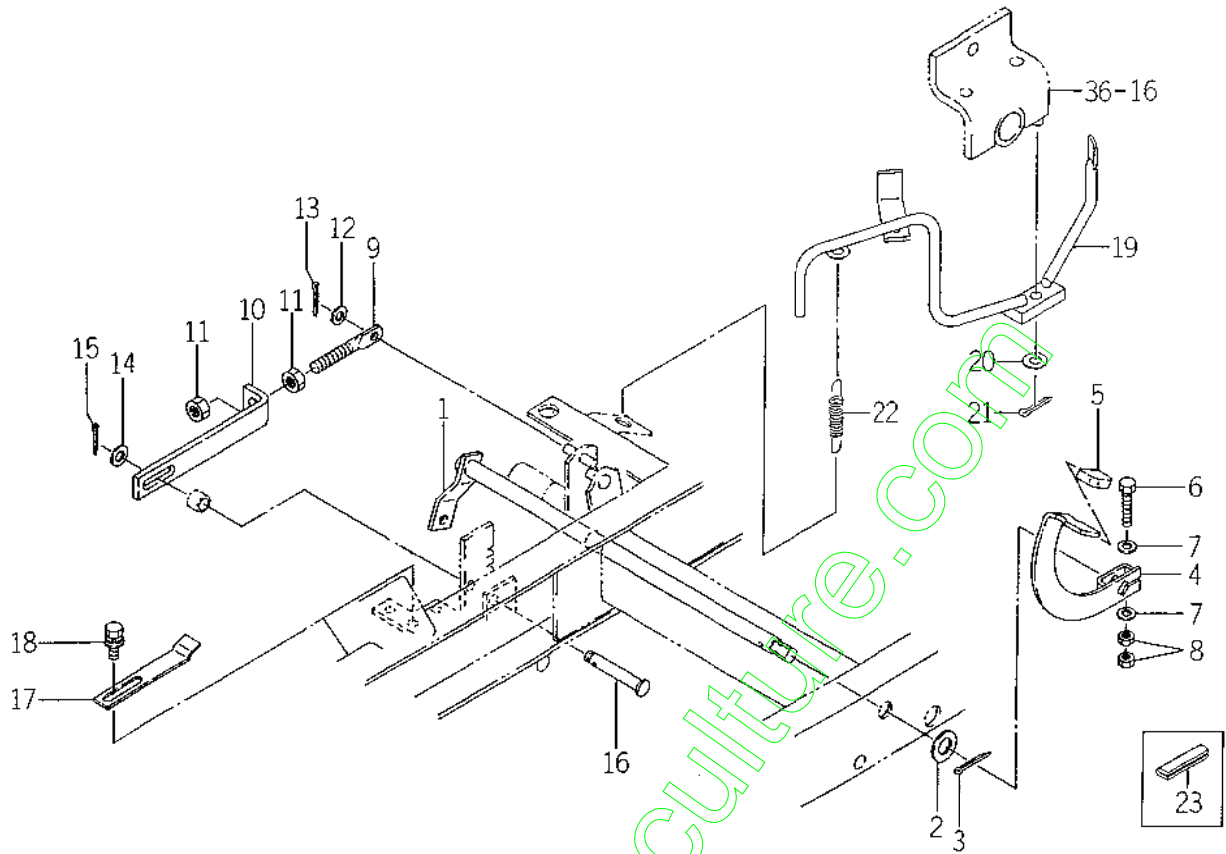
FIG. 16 HST SYSTEM (5)



1608-207

KEY	PART CODE	DESCRIPTION	QTY	TYPE OF MODEL		I T C	C O L	G R P	REMARKS
				SG17H					
1	1608 - 207 - 240 - 20	ARM,HST/F COMP	1	*					
2	V762 - 150 - 000 - 00	NIPPLE,GREASE/B - M6F	1	*					
3	V401 - 160 - 006 - 00	WASHER/M6	1	*					
4	1608 - 207 - 310 - 00	ROD,HST/F COMP	1	*					
5	1608 - 207 - 004 - 10	PLATE	1	*					
6	V411 - 260 - 008 - 00	WASHER/M8	2	*					
7	V500 - 163 - 001 - 50	PIN,SPLIT/3.0X15	2	*					
8	V304 - 260 - 010 - 00	NUT/M10	2	*					
9	1608 - 207 - 250 - 20	ARM,HST/REVERSE COMP	1	*					
10	V762 - 150 - 000 - 00	NIPPLE,GREASE/B - M6F	1	*					
11	V401 - 160 - 006 - 00	WASHER/M6	1	*					
12	V411 - 260 - 020 - 00	WASHER/M20	1	*					
13	V500 - 163 - 003 - 00	PIN,SPLIT/3.0X30	1	*					
14	1608 - 207 - 003 - 20	ROD,HST/REVERSE	1	*					
15	1608 - 207 - 004 - 10	PLATE	1	*					
16	V411 - 260 - 008 - 00	WASHER/M8	2	*					
17	V500 - 163 - 001 - 50	PIN,SPLIT/3.0X15	2	*					
18	V304 - 260 - 010 - 00	NUT/M10	2	*					
19	1608 - 207 - 260 - 20	PEDAL/HST9 COMP	2	*					
20	V211 - 260 - 802 - 00	BOLT,S/M8X20	2	*					
21	1608 - 207 - 014 - 00	PAD,HST	2	*					

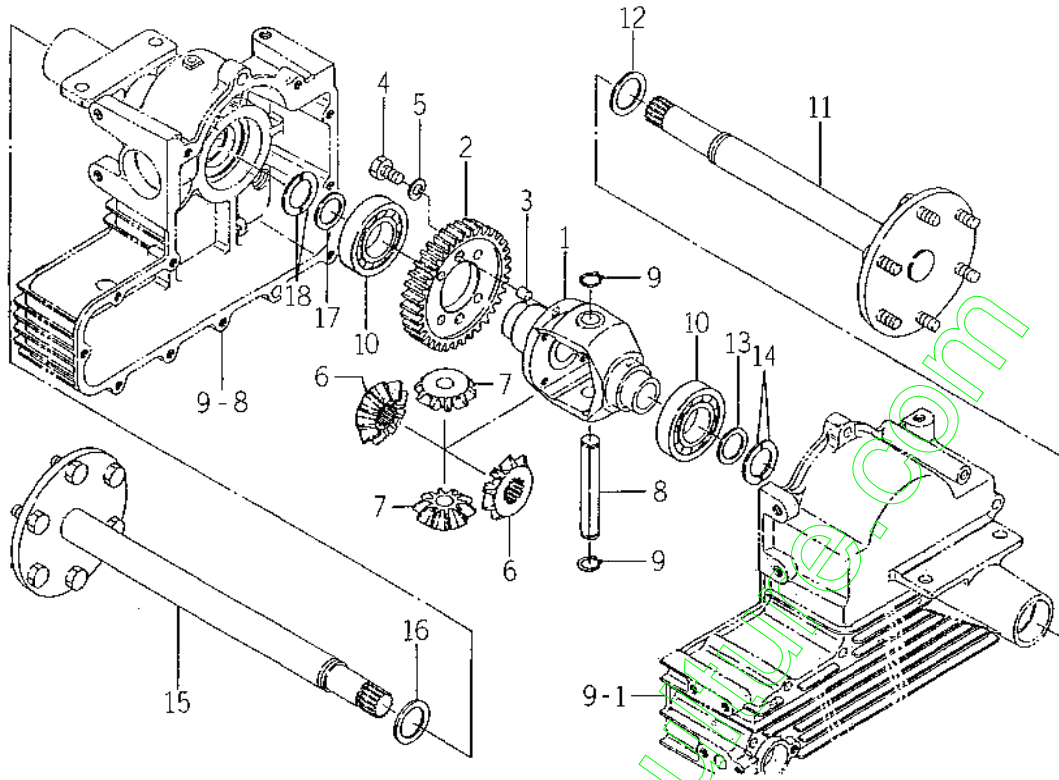
FIG. 17 HST SYSTEM (6)



1608-207

KEY	PART CODE	DESCRIPTION	QTY	TYPE OF MODEL		I T C	C O L	G R P	REMARKS
				SG17H					
1	1608 - 207 - 270 - 10	SHAFT,HOOK COMP	1	*					
2	V411 - 260 - 014 - 00	WASHER/M14	1	*					
3	V500 - 163 - 002 - 50	PIN,SPLIT/3.0X25	1	*					
4	1608 - 207 - 290 - 00	ARM,HOOK COMP	1	*					
5	1593 - 101 - 012 - 00	STOPPER	1	*					
6	V201 - 260 - 805 - 00	BOLT/M8X50	1	*					
7	V411 - 260 - 008 - 00	WASHER/M8	2	*					
8	V304 - 260 - 008 - 00	NUT/M8	2	*					
9	1608 - 207 - 006 - 10	ROD/M10X85	1	*					
10	1608 - 207 - 007 - 10	PLATE	1	*					
11	V304 - 260 - 010 - 00	NUT/M10	2	*					
12	V411 - 260 - 008 - 00	WASHER/M8	1	*					
13	V500 - 163 - 001 - 50	PIN,SPLIT/3.0X15	1	*					
14	V411 - 260 - 010 - 00	WASHER/M10	1	*					
15	V500 - 163 - 002 - 00	PIN,SPLIT/3.0X20	1	*					
16	1608 - 207 - 008 - 00	PIN/10X70	1	*					
17	1608 - 207 - 009 - 20	PLATE	1	*					
18	V211 - 360 - 801 - 60	BOLT,SP/M8X16	2	*					
19	1608 - 208 - 200 - 00	LEVER,ANROAD COMP	1	*					
20	V411 - 260 - 010 - 00	WASHER/M10	1	*					
21	V500 - 163 - 002 - 00	PIN,SPLIT/3.0X20	1	*					
22	1415 - 120 - 006 - 00	SPRING,TENSION/86	1	*					
23	3661 - 212 - 001 - 00	LINING/50	1	*					

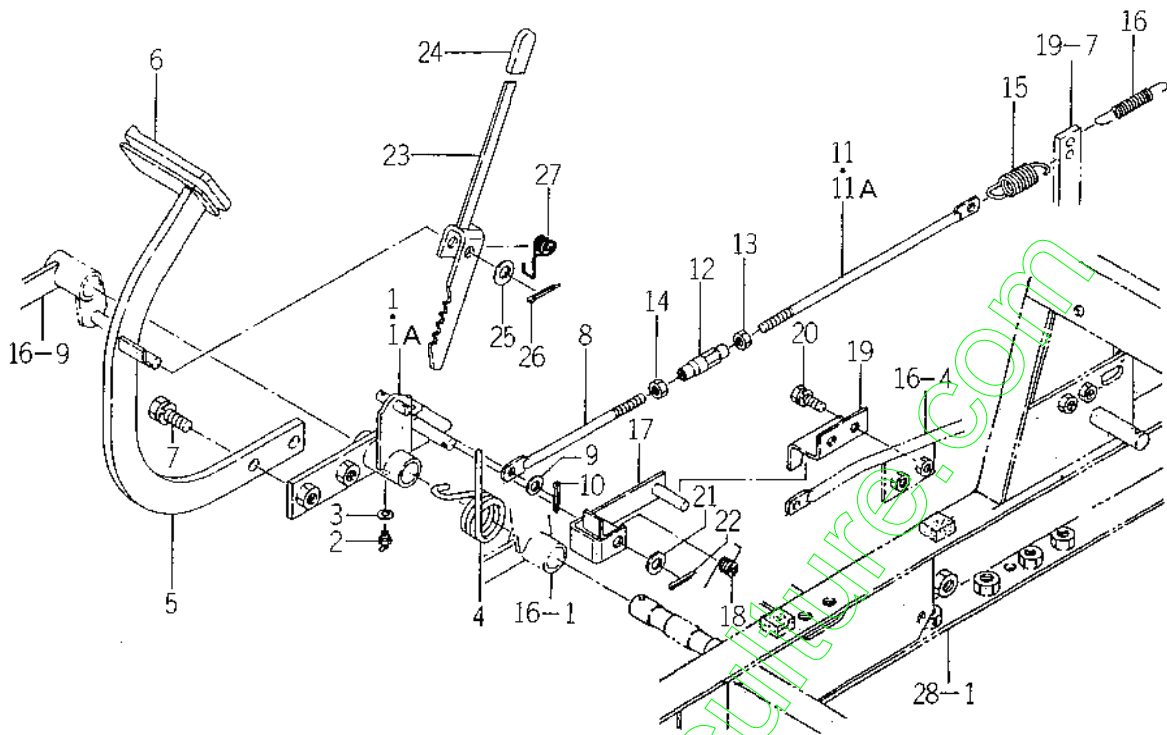
FIG. 18 CASE (DIFF) / SHAFT (WHEEL) SYSTEM



16CB-504

KEY	PART CODE	DESCRIPTION	QTY	TYPE OF MODEL		I T C	C O L	G R P	REMARKS
				SG17H					
1	1593 - 304 - 051 - 20	CASE,DIFF	1	*					
2	1608 - 304 - 001 - 00	GEAR/40T	1	*					
3	1593 - 304 - 008 - 00	PIN/10X18	2	*					
4	1593 - 304 - 054 - 10	BOLT/M10X1.25X25	4	*					
5	V401 - 160 - 010 - 00	WASHER,SP/M10	4	*					
6	1593 - 304 - 053 - 10	GEAR/12T	2	*					
7	1593 - 304 - 055 - 10	PINION/11T	2	*					
8	1593 - 304 - 057 - 10	PIN,DIFF PINION	1	*					
9	V704 - 140 - 016 - 00	RING,SNAP/16 C	2	*					
10	V600 - 110 - 620 - 70	BEARING,RB/6207	2	*					
11	1608 - 307 - 200 - 10	SHAFT,WHEEL/LH COMP	1	*					
12	1593 - 307 - 051 - 20	COLLAR/31X41X03	1	*					
13	1593 - 307 - 052 - 10	COLLAR/26X35X03	1	*					
14	1593 - 307 - 053 - 10	COLLAR,WHEEL/THRUST	2	*					
15	1608 - 307 - 210 - 10	SHAFT,WHEEL/RH COMP	1	*					
16	1593 - 307 - 051 - 20	COLLAR/31X41X03	1	*					
17	1593 - 307 - 052 - 10	COLLAR/26X35X03	1	*					
18	1593 - 307 - 053 - 10	COLLAR,WHEEL/THRUST	2	*					

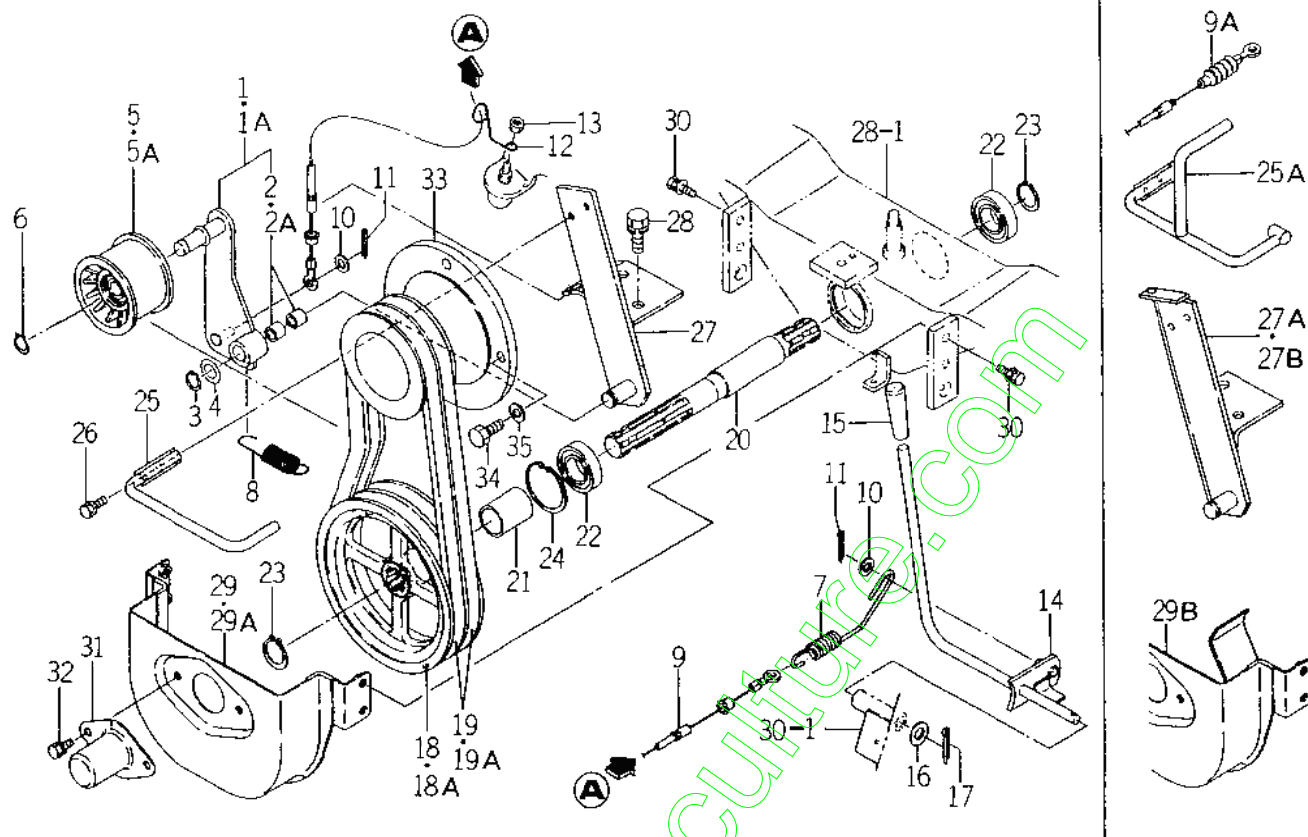
FIG. 20 ARM (BRAKE) SYSTEM



1608-312

KEY	PART CODE	DESCRIPTION	QTY	TYPE OF MODEL		I T C	C O L	G R P	REMARKS
				SG17H					
1	1608 - 312 - 200 - 30	ARM,BRAKE COMP	1		1- -200000				
1A	1608 - 312 - 200 - 40	ARM,BRAKE COMP	1		200001-				
2	V760 - 150 - 000 - 00	NIPPLE,GREASE	1	*					
3	V401 - 160 - 006 - 00	WASHER/M6	1	*					
4	1608 - 312 - 005 - 00	SPRING/HT035	1	*					
5	1608 - 312 - 210 - 20	ARM,PEDAL COMP	1	*					
6	1524 - 122 - 001 - 00	PAD	1	*					
7	V211 - 261 - 002 - 50	BOLT,S/M10X25	2	*					
8	1608 - 312 - 002 - 10	ROD/M08X160	1	*					
9	V411 - 260 - 008 - 00	WASHER/M8	1	*					
10	V500 - 163 - 001 - 50	PIN,SPLIT/3.0X15	1	*					
11	1608 - 312 - 003 - 30	ROD/M08X260	1		1- -168				
11A	1608 - 312 - 003 - 40	ROD/M08X250	1		169-				
12	1444 - 122 - 002 - 00	TURNBUCKLE/M8	1	*					
13	V304 - 260 - 008 - 00	NUT/M8	1	*					
14	1560 - 132 - 007 - 30	NUT,SM LH/M8	1	*					
15	1337 - 401 - 006 - 00	SPRING,MAIN CLUTCH	1	*					
16	1415 - 120 - 006 - 00	SPRING,TENSION/86	1	*					
17	1608 - 312 - 220 - 00	PLATE,BRAKE LOCKCOMP	1	*					
18	1593 - 312 - 056 - 20	SPRING/HT013	1	*					
19	1608 - 312 - 006 - 20	PLATE,LOCK	1	*					
20	V211 - 260 - 802 - 00	BOLT,S/M8X20	2	*					
21	V411 - 260 - 010 - 00	WASHER/M10	1	*					
22	V500 - 163 - 002 - 00	PIN,SPLIT/3.0X20	1	*					
23	1608 - 313 - 200 - 10	PLATE,PARKING COMP	1	*					

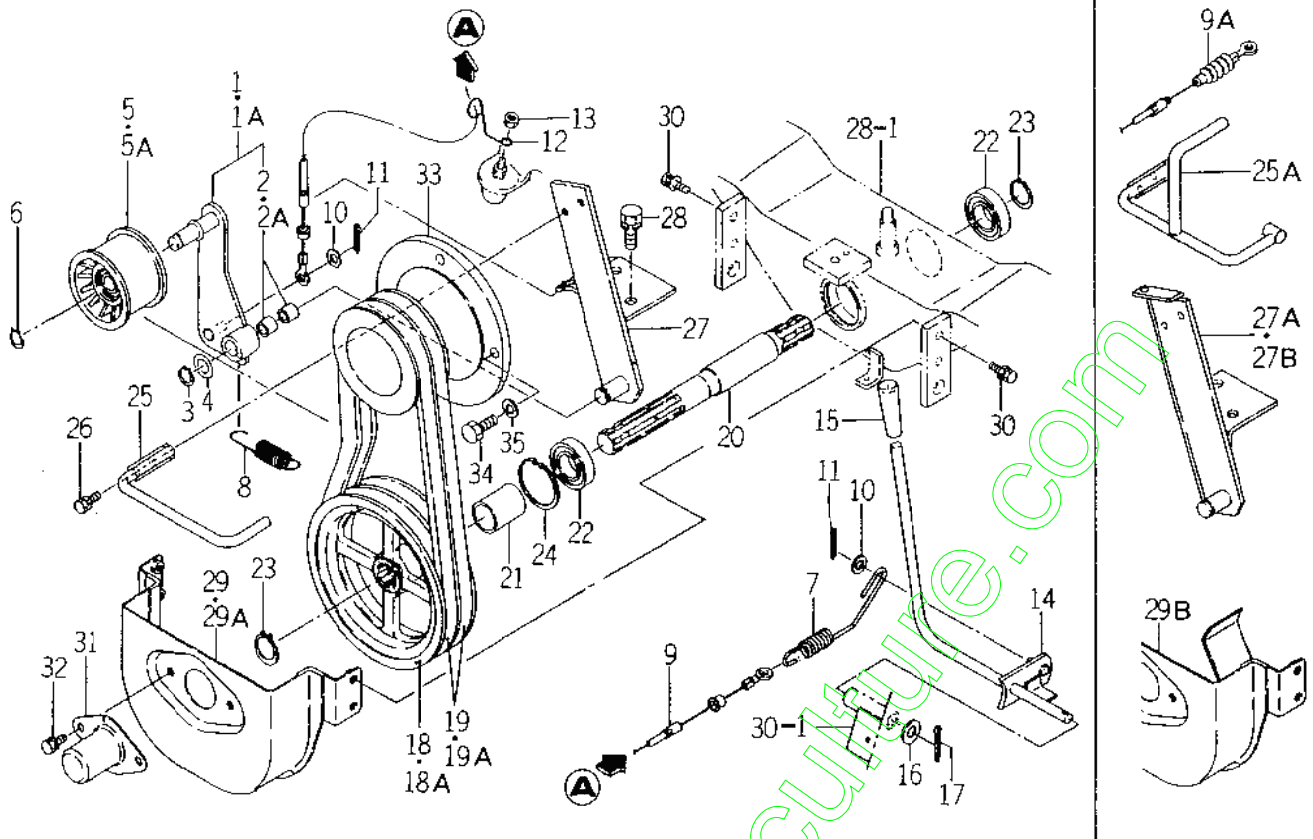
FIG. 22 ARM (P.T.O.) / LEVER (P.T.O.) SYSTEM



1593-332A

KEY	PART CODE	DESCRIPTION	QTY	TYPE OF MODEL		I T C	C O L	G R P	REMARKS
				SG17H					
1	1593 - 332 - 520 - 20	ARM,PTO ASSY	1	1-					
1A	1593 - 332 - 520 - 30	ARM (PTO) ASSY	1	401-					
2	1593 - 332 - 061 - 00	BUSH/15X17X10	2	1-					
2A	2502 - 407 - 001 - 10	BUSH/15X17X11	2	401-					
3	V704 - 140 - 015 - 00	SNAP,RING/15	1	*					
4	1427 - 601 - 003 - 00	WASHER/15X24X2	1	*					
5	3646 - 703 - 001 - 00	PULLEY,TENSION/70X47	1	1-					
5A	3648 - 703 - 001 - 00	PULLEY,TENSION	1	401-					
6	V704 - 140 - 015 - 00	SNAP,RING/15	1	*					
7	1593 - 332 - 052 - 10	SPRING/HE014	1	*					
8	1593 - 332 - 053 - 00	SPRING/HE083	1	*					
9	1593 - 332 - 051 - 20	CABLE,PTO ASSY	1	1-					
9A	1593 - 332 - 051 - 30	CABLE,PTO ASSY	1	401-					
10	V411 - 260 - 008 - 00	WASHER/M8	2	*					
11	V500 - 163 - 001 - 50	PIN,SPLIT/3.0X15	2	*					
12	1383 - 452 - 001 - 00	HOLDER,WIRE	1	1-					
13	V301 - 260 - 006 - 00	NUT/M6	1	401-					
14	1593 - 333 - 500 - 30	LEVER,PTO	1	*					
15	4106 - 105 - 303 - 00	KNOB	1	*					
16	V411 - 260 - 010 - 00	WASHER/M10	1	*					
17	V500 - 163 - 002 - 50	PIN,SPLIT/3.0X25	1	*					
18	1593 - 334 - 056 - 40	PULLEY,V/2B173	1	1-					
18A	1593 - 334 - 056 - 50	PULLEY,V2B173	1	486-					
19	1593 - 334 - 054 - 20	BELT,VB038	2	1-					
19A	1593 - 334 - 054 - 30	BELT/VB038	2	486-					

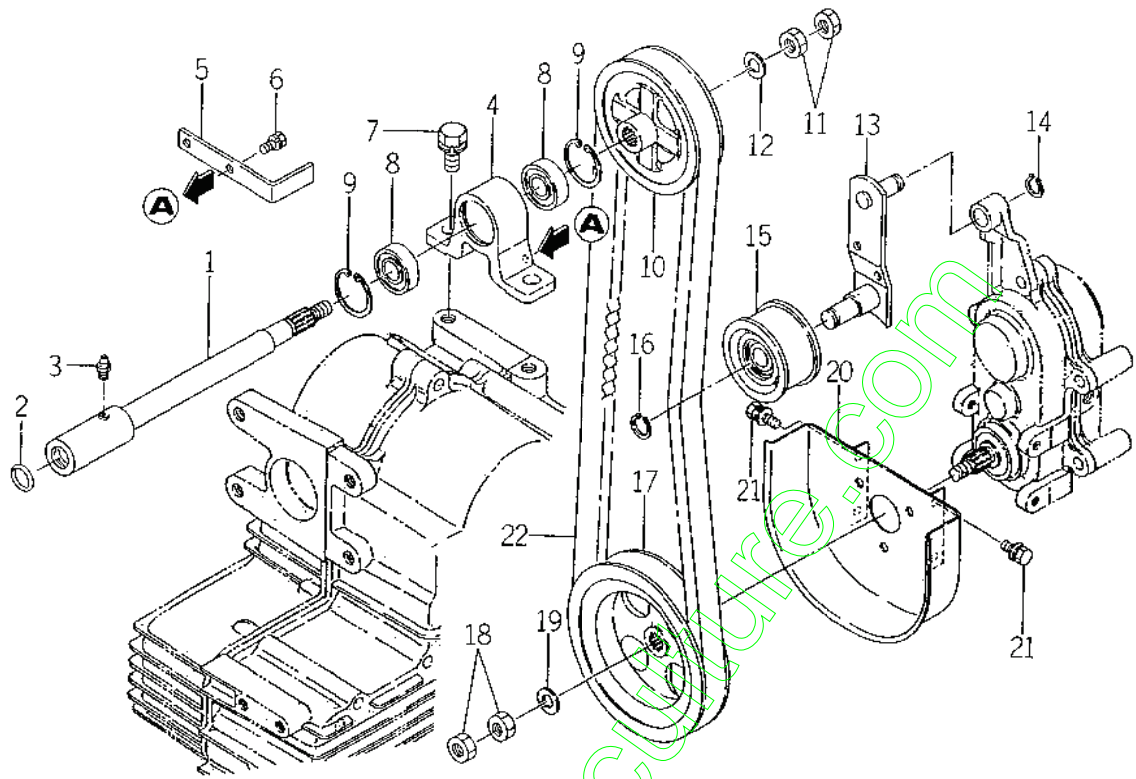
FIG. 22 ARM (P.T.O.) / LEVER (P.T.O.) SYSTEM



1593-334A

KEY	PART CODE	DESCRIPTION	QTY	TYPE OF MODEL		I T C	C O L	G R P	REMARKS
				SG17H					
20	1593 - 334 - 051 - 30	SHAFT,PTO/F	1	*					
21	1593 - 334 - 055 - 00	COLLAR/26X32X41	1	*					
22	V600 - 150 - 600 - 50	BEARING,RB/6005SS	2	*					
23	V704 - 140 - 025 - 00	RING,SNAP/25	2	*					
24	V705 - 140 - 047 - 00	RING,SNAP/47	1	*					
25	1593 - 334 - 300 - 10	BAR,PTO COMP	1	1-401					
25A	1593 - 334 - 300 - 20	BAR,PTO COMP	1	402-					
26	V210 - 260 - 601 - 60	BOLT,S/M6X16	2	*					
27	1593 - 334 - 310 - 00	BRACKET,PTO/F	1	1-401					
27A	1593 - 334 - 310 - 10	BRACKET /PTO F COMP	1	402-779					
27B	1593 - 334 - 310 - 20	BRACKET /PTO F COMP	1	780-					
28	V211 - 261 - 002 - 50	BOLT,S/M10X25	2	*					
29	1593 - 335 - 500 - 30	COVER,PTO/F	1	1-412					
29A	1593 - 335 - 500 - 40	COVER,F/PTO COMP	1	413-468					
29B	1593 - 335 - 500 - 50	COVER,F/PTO COMP	1	469-					
30	V210 - 360 - 601 - 60	BOLT,SP/M6X16	4	*					
31	1427 - 130 - 260 - 00	CAP,SHAFT/A	1	*					
32	V210 - 260 - 601 - 20	BOLT,S/M6X12	2	*					
33	1593 - 335 - 058 - 00	PULLEY,V/2B105	1	*					
34	V203 - 461 - 002 - 50	BOLT/M10X1.25X25	4	*					
35	V401 - 160 - 010 - 00	WASHER,SP/M10	4	*					

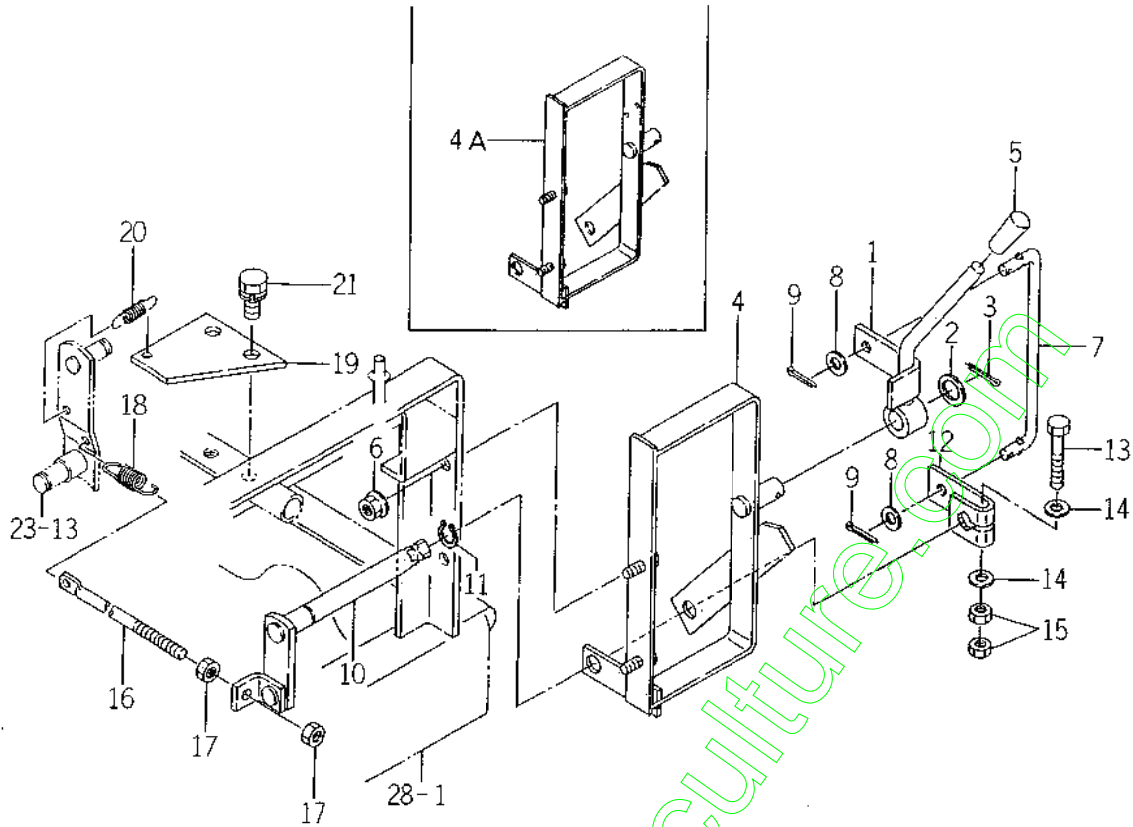
FIG. 23 SHAFT (JOINT/P.T.O.) / METAL (REAR/P.T.O) SYSTEM (C TYPE)



1608-341

KEY	PART CODE	DESCRIPTION	QTY	TYPE OF MODEL		I T C	C O L	G R P	REMARKS
				SG17H					
1	1608 - 341 - 210 - 30	SHAFT,JOINT/P.T.O COMP	1	*					
2	V720 - 102 - 401 - 50	O - RING/P15	1	*					
3	V760 - 150 - 000 - 00	NIPPLE,GREASE	1	*					
4	1608 - 341 - 001 - 20	METAL,P.T.O REAR	1	*					
5	1608 - 341 - 026 - 00	PLATE	1	*					
6	V210 - 260 - 601 - 20	BOLT,S/M6X12	2	*					
7	V211 - 561 - 002 - 00	BOLT/M10X20	2	*					
8	V600 - 150 - 620 - 20	BEARING,RB/6202SS	2	*					
9	V705 - 140 - 035 - 00	RING,SNAP/35 C	2	*					
10	1608 - 341 - 003 - 20	PULLEY,VC100	1	*					
11	V331 - 460 - 010 - 00	NUT/M10	2	*					
12	V401 - 160 - 010 - 00	WASHER,SP/M10	1	*					
13	1608 - 341 - 220 - 20	ARM,TENSION COMP	1	*					
14	V704 - 140 - 012 - 00	RING,SNAP/12	1	*					
15	3737 - 122 - 001 - 00	PULLEY,TENSION	1	*					
16	V704 - 140 - 015 - 00	SNAP,RING/15	1	*					
17	1608 - 341 - 006 - 10	PULLEY,VC135	1	*					
18	V331 - 460 - 010 - 00	NUT/M10	2	*					
19	V401 - 160 - 010 - 00	WASHER,SP/M10	1	*					
20	1608 - 341 - 330 - 00	COVER,BELT COMP	1	*					
21	V210 - 360 - 601 - 20	BOLT,SP/M6X12	4	*					
22	1608 - 341 - 008 - 00	BELT,VC031	1	*					

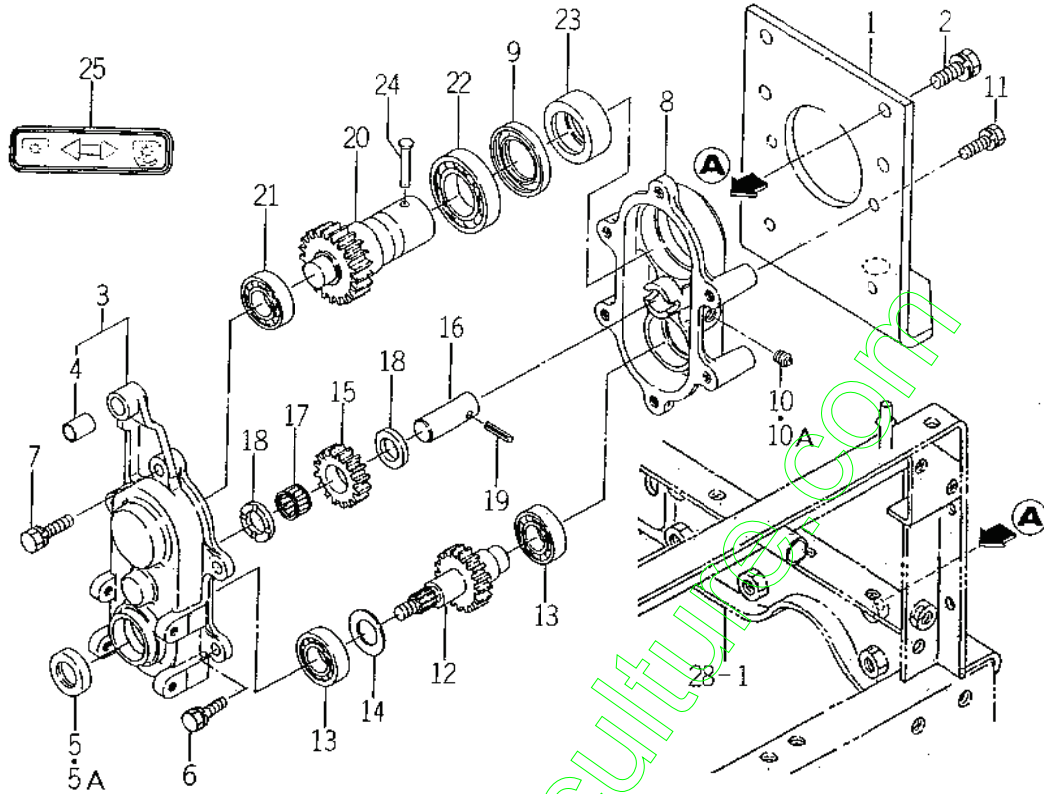
FIG. 24 LEVER (P.T.O.) SYSTEM (C TYPE)



1608-341

KEY	PART CODE	DESCRIPTION	QTY	TYPE OF MODEL		I T C	C O L	G R P	REMARKS
				SG17H					
1	1608 - 341 - 230 - 20	LEVER,PTO COMP	1	*					
2	3517 - 205 - 007 - 00	WASHER	1	*					
3	V500 - 163 - 002 - 50	PIN,SPLIT/3.0X25	1	*					
4	1608 - 341 - 240 - 20	STAY,LEVER COMP	1	*					
4A	1608 - 341 - 240 - 30	STAY,LEVER COMP	1	1- -100175 100177-					
5	4106 - 105 - 303 - 00	KNOB	1	*					
6	V363 - 260 - 008 - 00	NUT,LOCK/M8	2	*					
7	1608 - 341 - 023 - 00	ROD,REAR PTO	1	*					
8	V411 - 260 - 008 - 00	WASHER/M8	2	*					
9	V500 - 162 - 501 - 50	PIN,SPLIT/2.5X15	2	*					
10	1608 - 341 - 260 - 30	SHAFT COMP	1	*					
11	V704 - 140 - 015 - 00	SNAP,RING/15	1	*					
12	1608 - 341 - 021 - 10	ARM,PTO REAR/40	1	*					
13	V201 - 260 - 805 - 00	BOLT/M8X50	1	*					
14	V411 - 260 - 008 - 00	WASHER/M8	2	*					
15	V304 - 260 - 008 - 00	NUT/M8	2	*					
16	3728 - 552 - 008 - 00	TRIGGER,TENSION	1	*					
17	V304 - 260 - 008 - 00	NUT/M8	2	*					
18	1337 - 401 - 006 - 00	SPRING,MAIN CLUTCH	1	*					
19	1608 - 341 - 025 - 10	PLATE,RETURN	1	*					
20	1415 - 125 - 021 - 00	SPRING,TENSION	1	*					
21	V211 - 561 - 002 - 00	BOLT/M10X20	2	*					

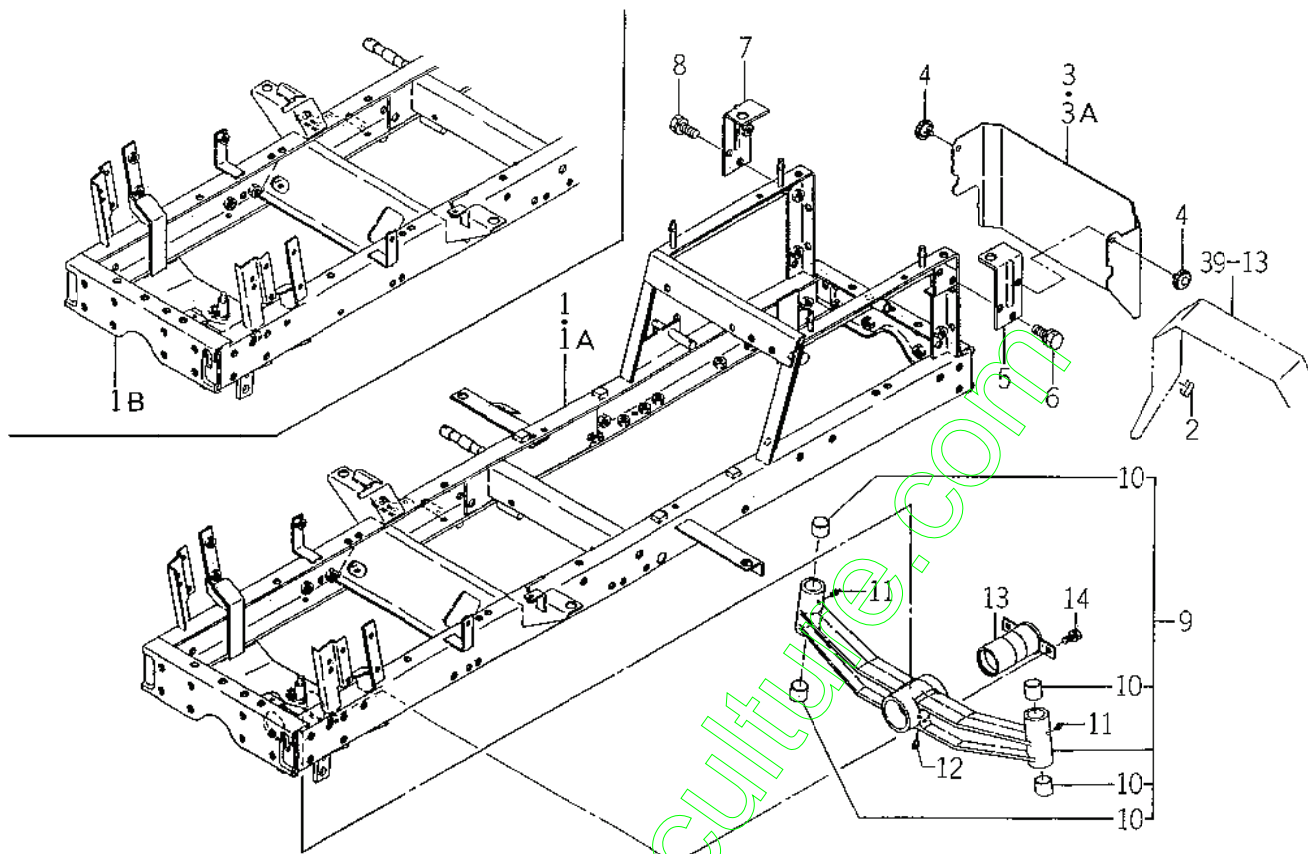
FIG. 25 CASE (P.T.O.) /SHAFT (INPUT) SYSTEM (C TYPE)



1605-341

KEY	PART CODE	DESCRIPTION	QTY	TYPE OF MODEL		I T C	C O L	G R P	REMARKS
				SG17H					
1	1593 - 342 - 001 - 00	PLATE	1	*					
2	V211 - 261 - 002 - 50	BOLT,S/M10X25	4	*					
3	1608 - 341 - 200 - 00	CASE,PTO/FRONT ASSY	1	*					
4	1608 - 341 - 027 - 00	BUSH/12X14X20	1	*					
5	V744 - 120 - 350 - 80	SEAL,OIL/TC203508	1	1- 1669					
5A	V744 - 120 - 350 - 70	SEAL,OIL/TC20357	1	1670-					
6	V211 - 260 - 802 - 00	BOLT,S/M8X20	5	*					
7	V211 - 260 - 803 - 00	BOLT,S/M8X30	1	*					
8	1608 - 341 - 012 - 00	CASE,PTO/REAR	1	*					
9	V744 - 135 - 550 - 80	SEAL,OIL/TC355508	1	*					
10	V781 - 100 - 000 - 40	PLUG,PT1/4	1	1- 1619					
10A	V781 - 160 - 000 - 40	PLUG,PT1/4	1	1620-					
11	V211 - 260 - 802 - 00	BOLT,S/M8X20	4	*					
12	1608 - 341 - 310 - 30	SHAFT,INPUT/PTO COMP	1	*					
13	V600 - 110 - 600 - 40	BEARING,RB/6004	2	*					
14	1608 - 341 - 013 - 00	COLLAR/21X35X02	1	*					
15	1608 - 341 - 014 - 10	GEAR/16T	1	*					
16	1608 - 341 - 015 - 00	PIN/18X52	1	*					
17	V654 - 418 - 221 - 60	NEEDLE,CAGE	1	*					
18	1608 - 341 - 016 - 00	COLLAR/18X30X05	2	*					
19	V580 - 140 - 502 - 50	PIN/W 5.0X25	1	*					
20	1608 - 341 - 320 - 10	SHAFT,PTO COMP	1	*					
21	V600 - 110 - 600 - 40	BEARING,RB/6004	1	*					
22	V600 - 110 - 600 - 70	BEARING,RB/6007	1	*					
23	1593 - 341 - 008 - 00	RING,PTO	1	*					

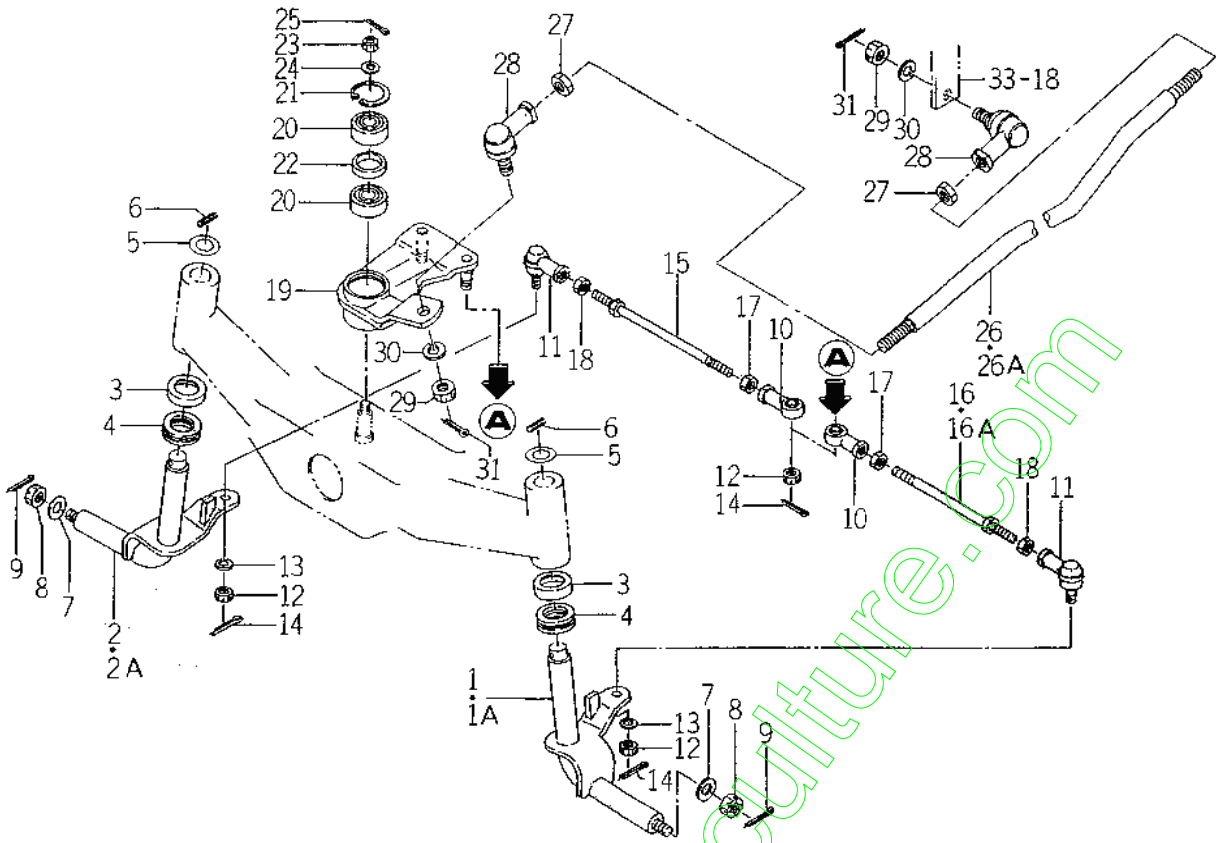
FIG. 28 CHASSIS/AXLE (FRONT) SYSTEM



1631-01

KEY	PART CODE	DESCRIPTION	QTY	TYPE OF MODEL		I T C	C O L	G R P	REMARKS
				SG17H					
1	1631 - 401 - 200 - 30	CHASSIS COMP	1	1-					
1A	1631 - 401 - 200 - 40	CHASSIS COMP	1	81-					
1B	1631 - 401 - 200 - 50	CHASSIS COMP	1	273-					
2	3668 - 202 - 005 - 00	PAD/50	1	*					
3	1593 - 401 - 071 - 40	COVER,REAR	1	1-					
3A	1593 - 401 - 071 - 50	COVER,REAR	1	655-					
4	3623 - 820 - 013 - 00	KNOB,SET/12	2	*					
5	1631 - 401 - 300 - 00	STAY,FENDER/LH COMP	1	*					
6	V211 - 260 - 801 - 60	BOLT,S/M8X16	2	*					
7	1631 - 401 - 310 - 00	STAY,FENDER/RH COMP	1	*					
8	V211 - 260 - 801 - 60	BOLT,S/M8X16	2	*					
9	1593 - 402 - 210 - 00	AXLE,FRONT ASSY	1	*					
10	1593 - 402 - 051 - 10	BUSH/25X28X25	4	*					
11	V760 - 150 - 000 - 00	NIPPLE,GREASE	2	*					
12	V762 - 150 - 000 - 00	NIPPLE,GREASE/B - M6F	1	*					
13	1593 - 402 - 510 - 40	HUB,PTD/FRONT COMP	1	*					
14	V211 - 261 - 002 - 00	BOLT,S/M10X20	2	*					

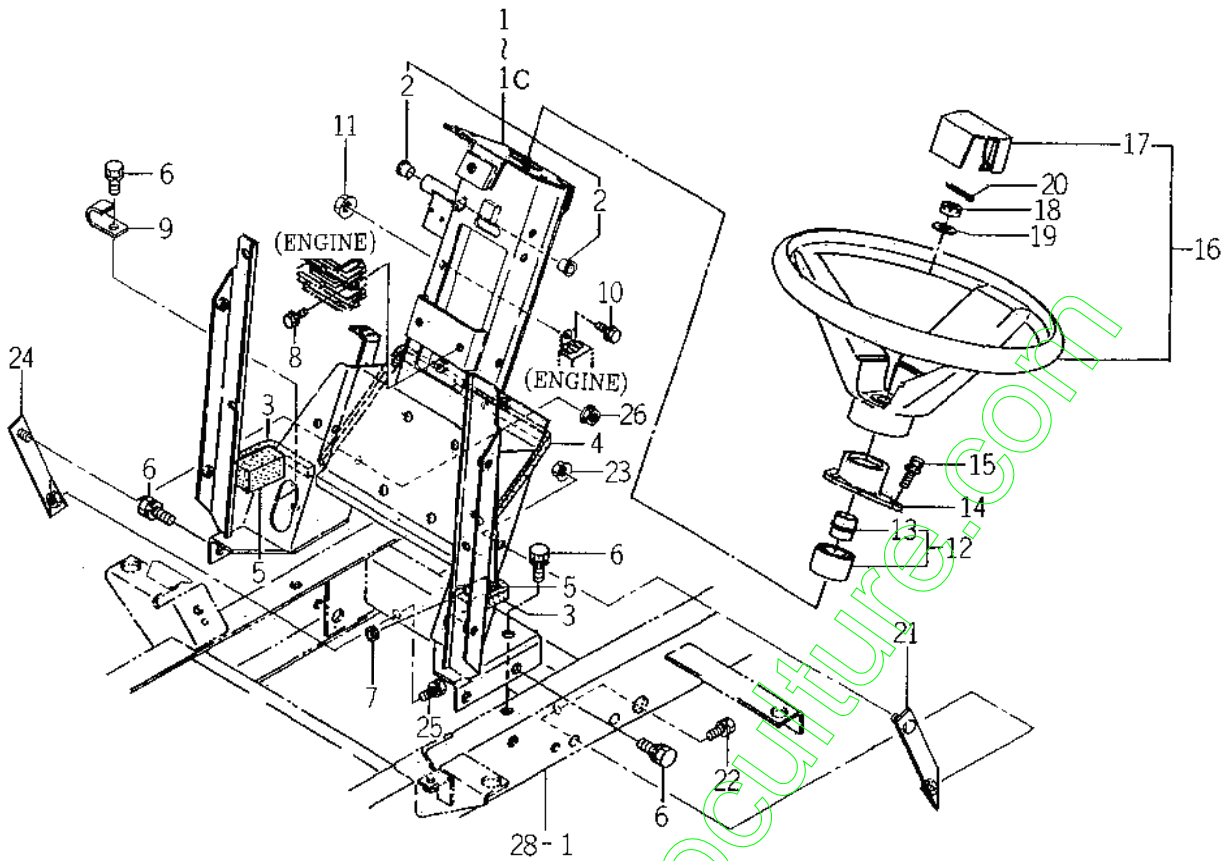
FIG. 29 ARM (KNUCKLE) /ARM (PITMAN) SYSTEM



1631-403

KEY	PART CODE	DESCRIPTION	QTY	TYPE OF MODEL		I T C	C O L	G R P	REMARKS
				SG17H					
1	1593 - 403 - 500 - 70	ARM,KNUCKLE/LH COMP	1	1-					
1A	1593 - 403 - 500 - 80	ARM,KNUCKLE/LH COMP	1	-100054	100055-				
2	1593 - 403 - 510 - 70	ARM,KNUCKLE/RH COMP	1	1-					
2A	1593 - 403 - 510 - 80	ARM,KNUCKLE/RH COMP	1	-100054	100055-				
3	1593 - 403 - 004 - 10	COVER/44X10	2	*					
4	1593 - 403 - 009 - 00	BEARING,BALL THRUST	2	*					
5	V411 - 260 - 018 - 00	WASHER/M18	2	*					
6	V580 - 140 - 503 - 20	PIN W/5.0X32	2	*					
7	3621 - 702 - 003 - 00	WASHER,PULLEY	2	*					
8	V328 - 262 - 112 - 00	NUT/M12X1.25	2	*					
9	V500 - 163 - 002 - 50	PIN,SPLIT/3.0X25	2	*					
10	1593 - 403 - 003 - 10	JOINT,BALL/LH	2	*					
11	1593 - 403 - 001 - 10	JOINT,BALL/RH	2	*					
12	V328 - 262 - 110 - 00	NUT/M10X1.25	4	*					
13	V401 - 160 - 010 - 00	WASHER,SP/M10	2	*					
14	V500 - 162 - 502 - 00	PIN,SPLIT/2.5X20	4	*					
15	1593 - 403 - 052 - 30	ROD,TIE/M10X215	1	*					
16	1593 - 403 - 056 - 30	ROD,TIE/M10X185	1	1-					
16A	1593 - 403 - 056 - 40	ROD,TIE/M10X193	1	- 2882	2883-				
17	3625 - 212 - 007 - 00	NUT/M10 LH	2	*					
18	V334 - 260 - 010 - 00	NUT/M10	2	*					
19	1631 - 403 - 200 - 00	ARM,PITMAN COMP	1	*					
20	V600 - 150 - 620 - 30	BEARING,RB/6203SS	2	*					
21	V705 - 140 - 040 - 00	RING,SNAP/40 C	1	*					
22	1593 - 403 - 007 - 20	COLLAR/31X38X06	1	*					

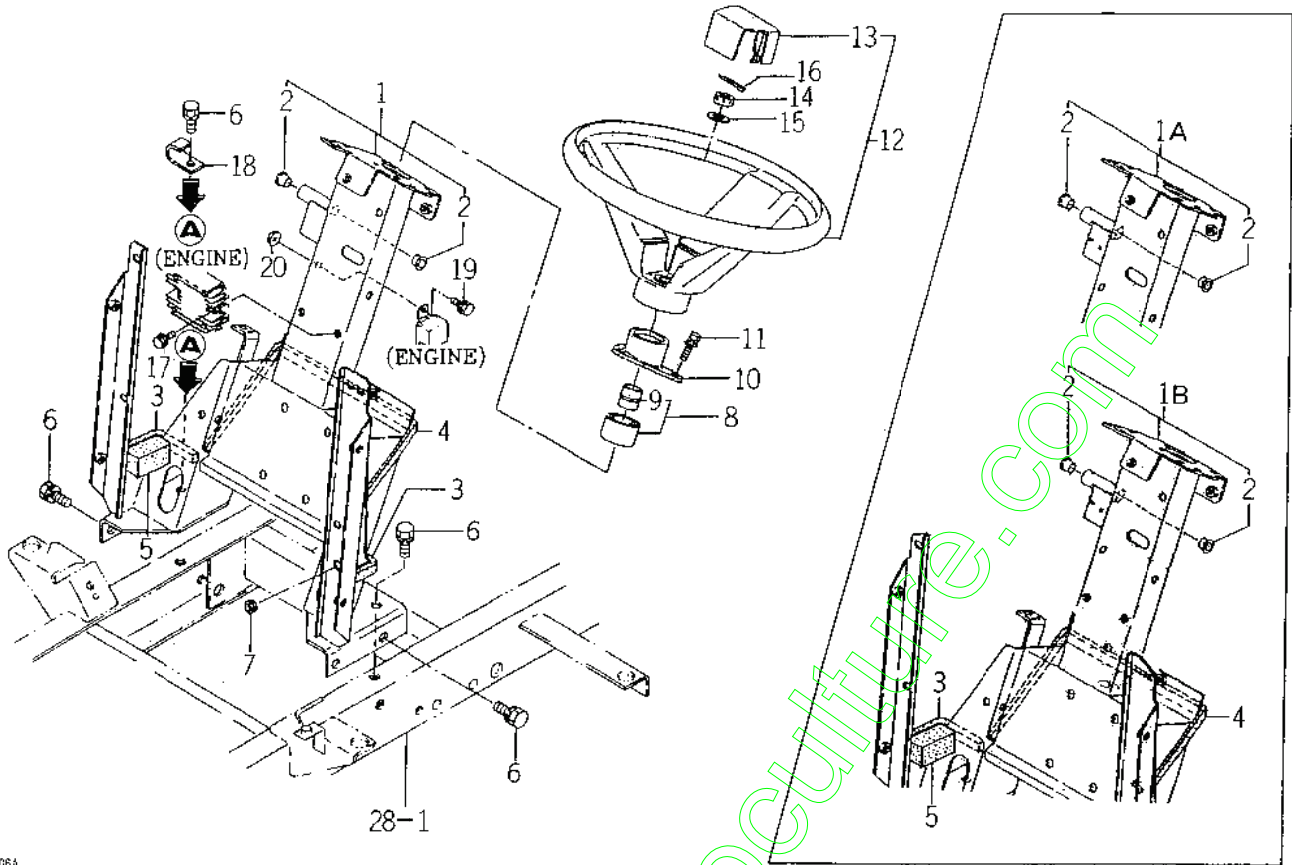
FIG. 30 POST (STEERING) / WHEEL (STEERING) SYSTEM (U TYPE)



1631-406

KEY	PART CODE	DESCRIPTION	QTY	TYPE OF MODEL		I T C	C O L	G R P	REMARKS
				SG17H					
1	1631 - 406 - 200 - 20	POST,STEERING ASSY	1	1-58					
1A	1631 - 406 - 200 - 30	POST,STEERING ASSY	1	59-518					
1B	1631 - 406 - 200 - 40	POST,STEERING ASSY	1	519-1112					
1C	1631 - 406 - 200 - 50	POST,STEERING ASSY	1	1113-					
2	1564 - 512 - 001 - 00	BUSH,/10X12X10	2	*					
3	1593 - 601 - 069 - 00	SEAL,/15X20X120	2	*					
4	1593 - 601 - 065 - 10	SEAL,/20X15X530	1	*					
5	1593 - 406 - 008 - 00	SEAL,/30X30X50	2	*					
6	V211 - 261 - 002 - 50	BOLT,S/M10X25	6	*					
7	1427 - 621 - 012 - 00	GROMMET,/10X14	1	*					
8	V210 - 360 - 602 - 00	BOLT,SP/M6X20	2	*					
9	3737 - 172 - 011 - 00	CLAMP,FLASHER HARNES	1	*					
10	V211 - 360 - 801 - 60	BOLT,SP/M8X16	1	*					
11	V363 - 260 - 008 - 00	NUT,LOCK/M8	1	*					
12	1593 - 406 - 250 - 00	COLUMN,STEERING ASSY	1	*					
13	1593 - 406 - 005 - 10	BUSH,COLUMN	1	*					
14	1593 - 406 - 004 - 00	HUB,STEERING COLUMN	1	*					
15	V210 - 360 - 602 - 00	BOLT,SP/M6X20	3	*					
16	1593 - 406 - 240 - 10	WHEEL,STEERING ASSY	1	*					
17	1593 - 406 - 006 - 00	PAD,STEERING WHEEL	1	*					
18	V328 - 262 - 110 - 00	NUT/M10X1.25	1	*					
19	V411 - 260 - 010 - 00	WASHER/M10	1	*					
20	V500 - 162 - 502 - 00	PIN,SPLIT/2.5X20	1	*					
21	1631 - 406 - 220 - 00	PLATE,POST/LH COMP	1	*					
22	V211 - 260 - 802 - 00	BOLT,S/M8X20	1	*					

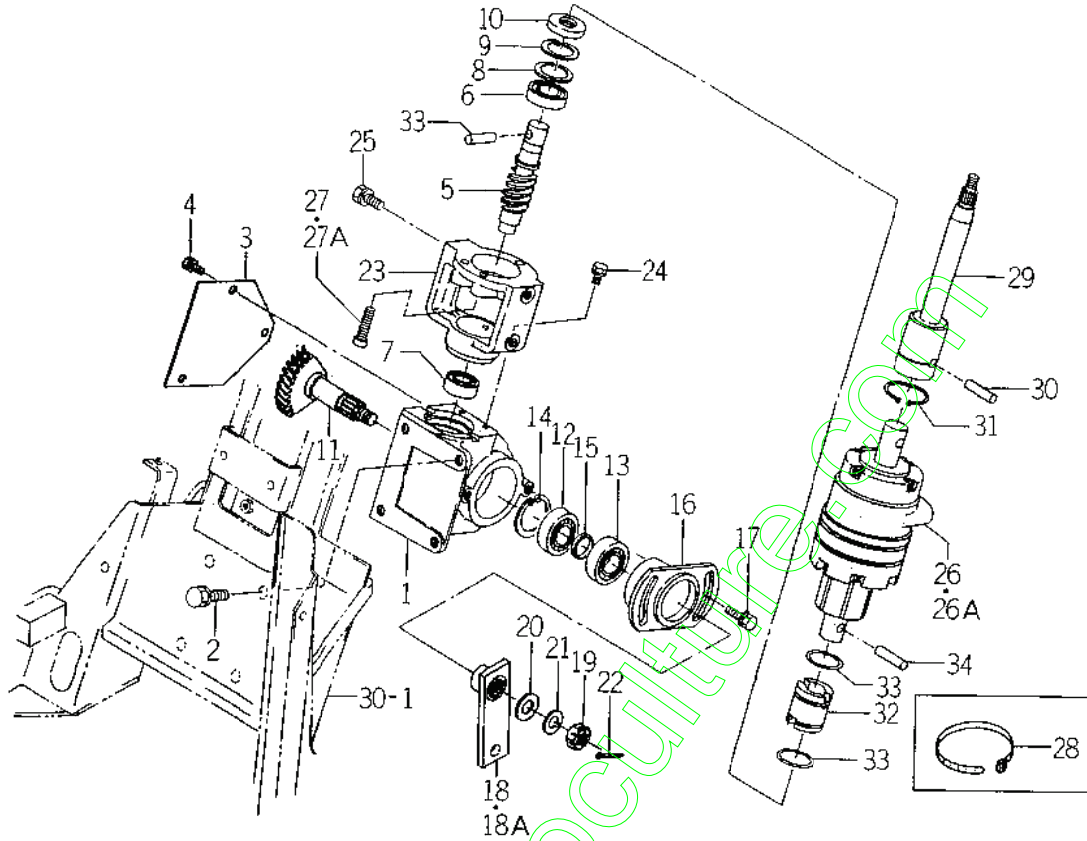
FIG. 31 POST (STEERING) / WHEEL (STEERING) SYSTEM (EXCEPT U TYPE)



1593-406A

KEY	PART CODE	DESCRIPTION	QTY	TYPE OF MODEL		I T C	C O L	G R P	REMARKS
				SG17H					
1	1593 - 406 - 500 - 10	POST,STEERING ASSY	1	1-					
1A	1593 - 406 - 500 - 20	POST,STEERING ASSY	1	58-					
1B	1593 - 406 - 500 - 30	POST,STEERING ASSY	1	59-					
2	1564 - 512 - 001 - 00	BUSH/10X12X10	2	1112					
3	1593 - 601 - 069 - 00	SEAL/15X20X120	2	*					
4	1593 - 601 - 065 - 10	SEAL/20X15X530	1	*					
5	1593 - 406 - 008 - 00	SEAL/30X30X50	2	*					
6	V211 - 261 - 002 - 50	BOLT,S/M10X25	6	*					
7	1427 - 621 - 012 - 00	GROMMET/10X14	1	*					
8	1593 - 406 - 250 - 00	COLUMN,STEERING ASSY	1	*					
9	1593 - 406 - 005 - 10	BUSH,COLUMN	1	*					
10	1593 - 406 - 004 - 00	HUB,STEERING COLUMN	1	*					
11	V210 - 360 - 602 - 00	BOLT,SP/M6X20	3	*					
12	1593 - 406 - 240 - 10	WHEEL,STEERING ASSY	1	*					
13	1593 - 406 - 006 - 00	PAD,STEERING WHEEL	1	*					
14	V328 - 262 - 110 - 00	NUT/M10X1.25	1	*					
15	V411 - 260 - 010 - 00	WASHER/M10	1	*					
16	V500 - 162 - 502 - 00	PIN,SPLIT/2.5X20	1	*					
17	V210 - 360 - 602 - 00	BOLT,SP/M6X20	2	*					
18	3737 - 172 - 011 - 00	CLAMP,FLASHER HARNES	1	*					
19	V211 - 360 - 801 - 60	BOLT,SP/M8X16	1	*					
20	V363 - 260 - 008 - 00	NUT,LOCK/M8	1	*					

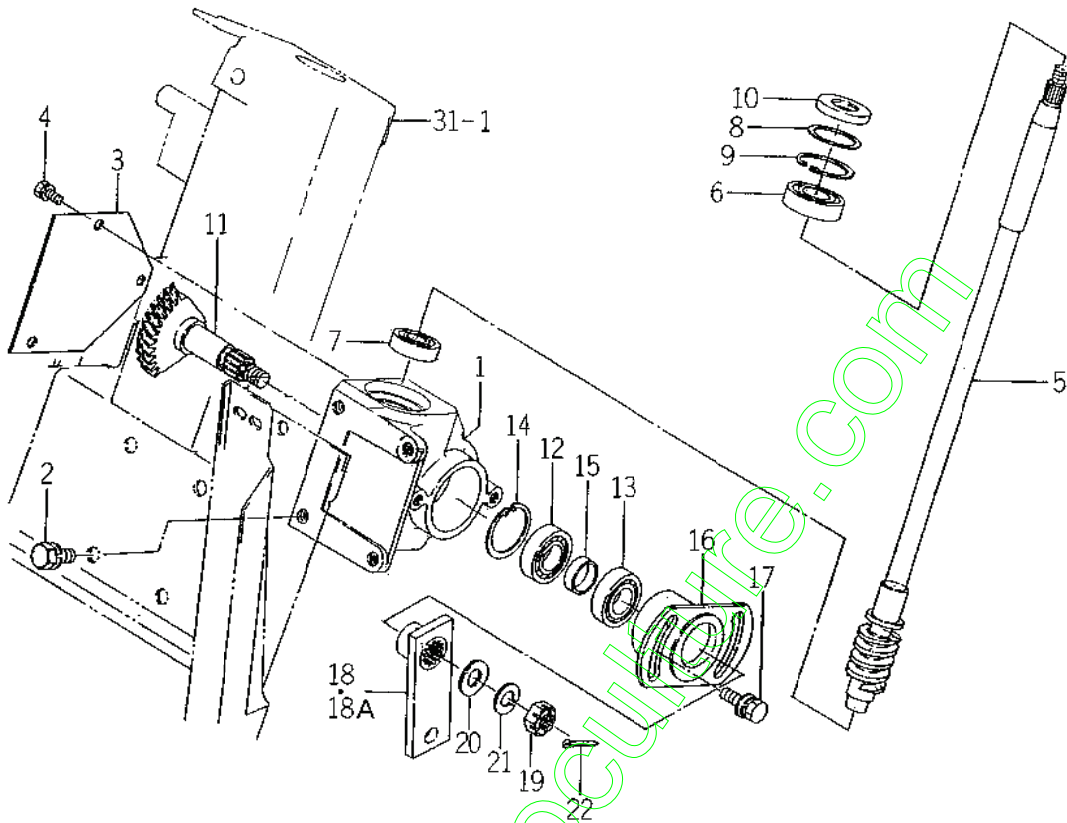
FIG. 32 CASE (STEERING) /
SHAFT (STEERING) SYSTEM (U TYPE)



1631 401

KEY	PART CODE	DESCRIPTION	QTY	TYPE OF MODEL		I T C	C O L	G R P	REMARKS
				SG17H					
1	1631 - 407 - 201 - 10	CASE,STEERING	1	*					
2	V211 - 261 - 002 - 00	BOLT,S/M10X20	4	*					
3	1593 - 407 - 004 - 40	PLATE,STEERING	1	*					
4	V210 - 260 - 601 - 20	BOLT,S/M6X12	3	*					
5	1631 - 407 - 202 - 00	WORM/24	1	*					
6	1593 - 407 - 002 - 00	BEARING,RB/7004	1	*					
7	1593 - 407 - 006 - 00	BEARING,RB/7202	1	*					
8	1480 - 207 - 011 - 00	WASHER/31X42X1	1	*					
9	V705 - 140 - 042 - 00	RING,SNAP/42	1	*					
10	V742 - 120 - 420 - 60	SEAL,OIL/VC204206	1	*					
11	1593 - 407 - 510 - 50	GEAR/72T COMP	1	*					
12	V600 - 110 - 620 - 40	BEARING,RB/6204	1	*					
13	V600 - 140 - 620 - 40	BEARING,RB/6204S	1	*					
14	V705 - 140 - 047 - 00	RING,SNAP/47	1	*					
15	1631 - 407 - 203 - 00	COLLAR/21X25X04	1	*					
16	1631 - 407 - 210 - 00	FRANGE,CONTROL COMP	1	*					
17	V211 - 360 - 802 - 00	BOLT,SP/M8X20	2	*					
18	1593 - 407 - 530 - 30	ARM,DRAG COMP	1	I- 2882					
18A	1593 - 407 - 530 - 40	ARM,DRAG COMP	1	2883-					
19	V328 - 262 - 112 - 00	NUT/M12X1.25	1	*					
20	V411 - 260 - 012 - 00	WASHER/M12	1	*					
21	V401 - 160 - 012 - 00	WASHER,SP/M12	1	*					
22	V500 - 163 - 002 - 50	PIN,SPLIT/3.0X25	1	*					
23	1631 - 407 - 001 - 00	CASE,POWER STEERING	1	*					
24	V210 - 260 - 601 - 60	BOLT,S/M6X16	2	*					

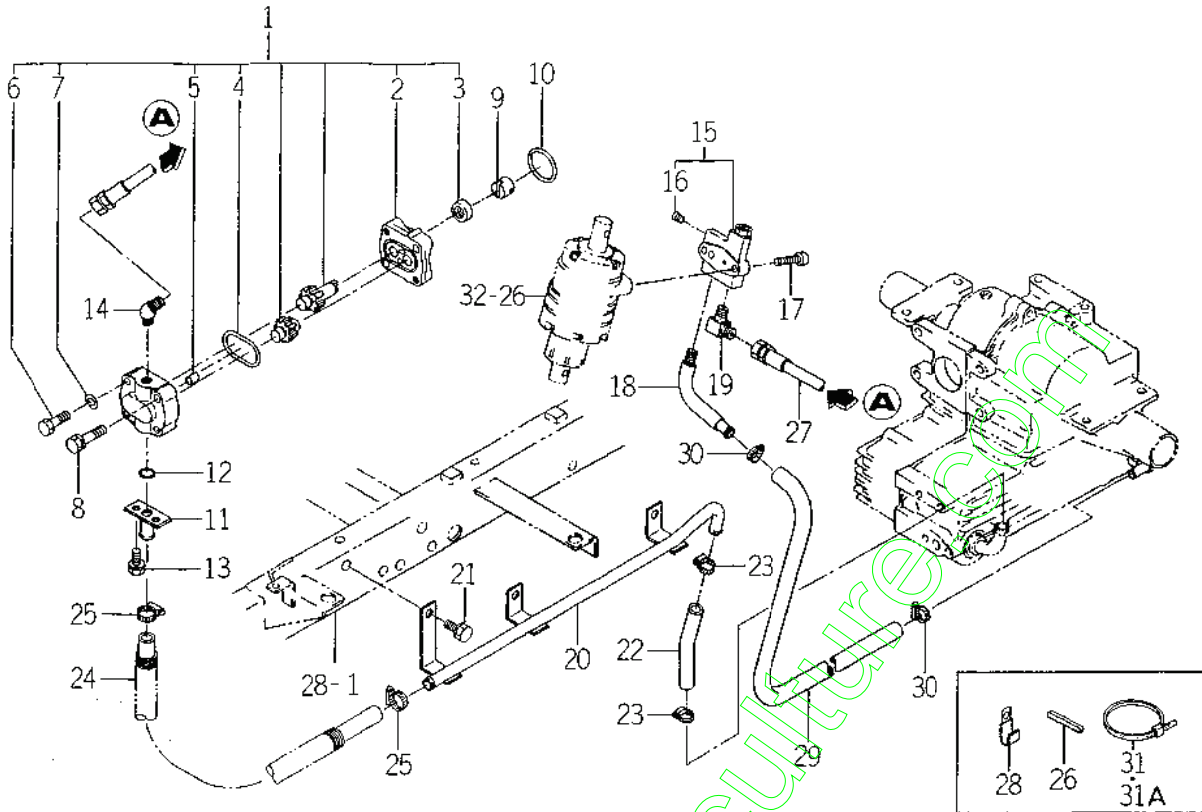
FIG. 33 CASE (STEERING) /
SHAFT (STEERING) SYSTEM (EXCEPT U TYPE)



1593-407A

KEY	PART CODE	DESCRIPTION	QTY	TYPE OF MODEL		I T C	C O L	G R P	REMARKS
				SG17H					
1	1593 - 407 - 051 - 60	CASE,STEERING	1	*					
2	V211 - 261 - 002 - 00	BOLT,S/M10X20	4	*					
3	1593 - 407 - 004 - 40	PLATE,STEERING	1	*					
4	V210 - 260 - 601 - 20	BOLT,S/M6X12	3	*					
5	1593 - 407 - 200 - 40	SHAFT,STEERING COMP	1	*					
6	1593 - 407 - 002 - 00	BEARING,RB/7004	1	*					
7	1593 - 407 - 006 - 00	BEARING,RB/7202	1	*					
8	1480 - 207 - 011 - 00	WASHER/31X42X1	1	*					
9	V705 - 140 - 042 - 00	RING,SNAP/42	1	*					
10	V742 - 120 - 420 - 60	SEAL,OIL/VC204206	1	*					
11	1593 - 407 - 510 - 50	GEAR/72T COMP	1	*					
12	V600 - 110 - 600 - 40	BEARING,RB/6004	1	*					
13	V600 - 140 - 600 - 40	BEARING,RB/6004S	1	*					
14	V705 - 140 - 042 - 00	RING,SNAP/42	1	*					
15	1593 - 407 - 007 - 10	COLLAR/21X25X08	1	*					
16	1593 - 407 - 520 - 30	FRANGE,CONTRDL COMP	1	*					
17	V211 - 360 - 802 - 00	BOLT,SP/M8X20	2	*					
18	1593 - 407 - 530 - 30	ARM,DRAG COMP	1	1- 2882					
18A	1593 - 407 - 530 - 40	ARM,DRAG COMP	1	2883-					
19	V328 - 262 - 112 - 00	NUT/M12X1.25	1	*					
20	V411 - 260 - 012 - 00	WASHER/M12	1	*					
21	V401 - 160 - 012 - 00	WASHER,SP/M12	1	*					
22	V500 - 163 - 002 - 50	PIN,SPLIT/3.0X25	1	*					

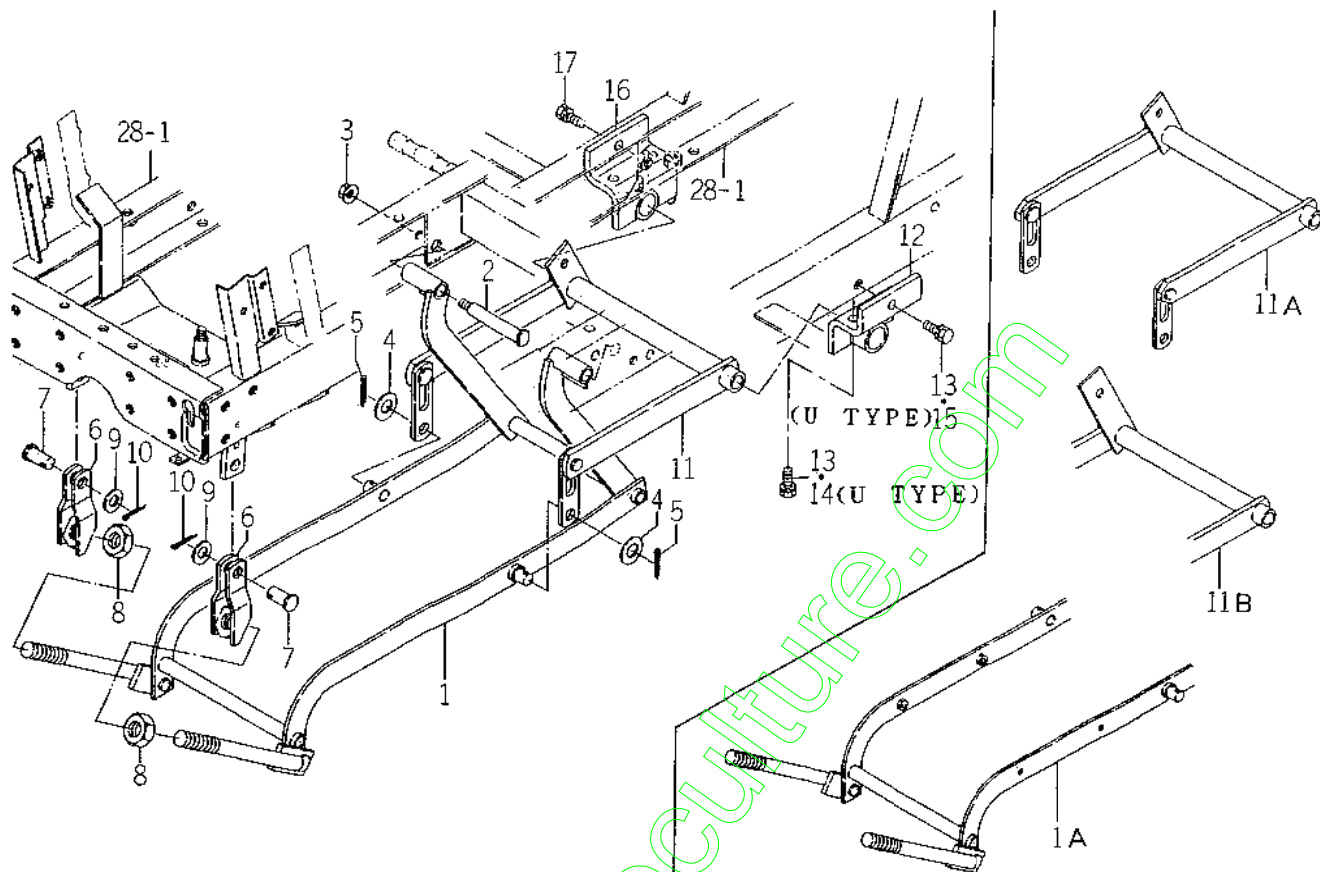
FIG. 34 PUMP (GEAR) SYSTEM (U TYPE)



1631-08

KEY	PART CODE	DESCRIPTION	QTY	TYPE OF MODEL		I T C	C O L	G R P	REMARKS
				SG17H					
1	K130-003-000-00	PUMP,GEAR ASSY	1	*					
2	K130-003-003-00	COVER/GPF1	1	*					
3	V744-115-250-70	SEAL,OIL/TC152507	1	*					
4	V723-102-005-60	O-RING	1	*					
5	K130-003-004-00	KNOK	2	*					
6	V201-260-804-00	BOLT/M8X40	2	*					
7	V401-160-008-00	WASHER/M8	2	*					
8	V211-260-804-00	BOLT,S/M8X40	2	*					
9	3640-350-006-10	CONNECTOR	1	*					
10	V723-102-004-00	O-RING	1	*					
11	2144-409-210-10	SUCTION/OUT COMP	1	*					
12	V720-102-401-60	O-RING	1	*					
13	V210-260-601-60	BOLT,S/M6X16	2	*					
14	3631-350-201-10	ADAPTER/45°	1	*					
15	K250-034-000-30	VALVE,RELIEF ASSY	1	*					
16	V780-140-000-2T	PLUGPT1/8	1	*					
17	1631-408-003-00	BOLT/5/16X25	2	*					
18	1631-408-001-10	PIPE,RETURN	1	*					
19	3768-185-022-10	ADAPTER/90	1	*					
20	1631-408-210-00	PIPE,SUCTION COMP	1	*					
21	V211-261-002-00	BOLT,S/M10X20	1	*					
22	3543-350-001-00	HOSE/14X22X150	1	*					
23	J061-114-024-00	CLAMP,WORM/14-24	2	*					
24	1631-408-002-00	HOSE/14X22X460 ASSY	1	*					
25	J061-114-024-00	CLAMP,WORM/14-24	2	*					

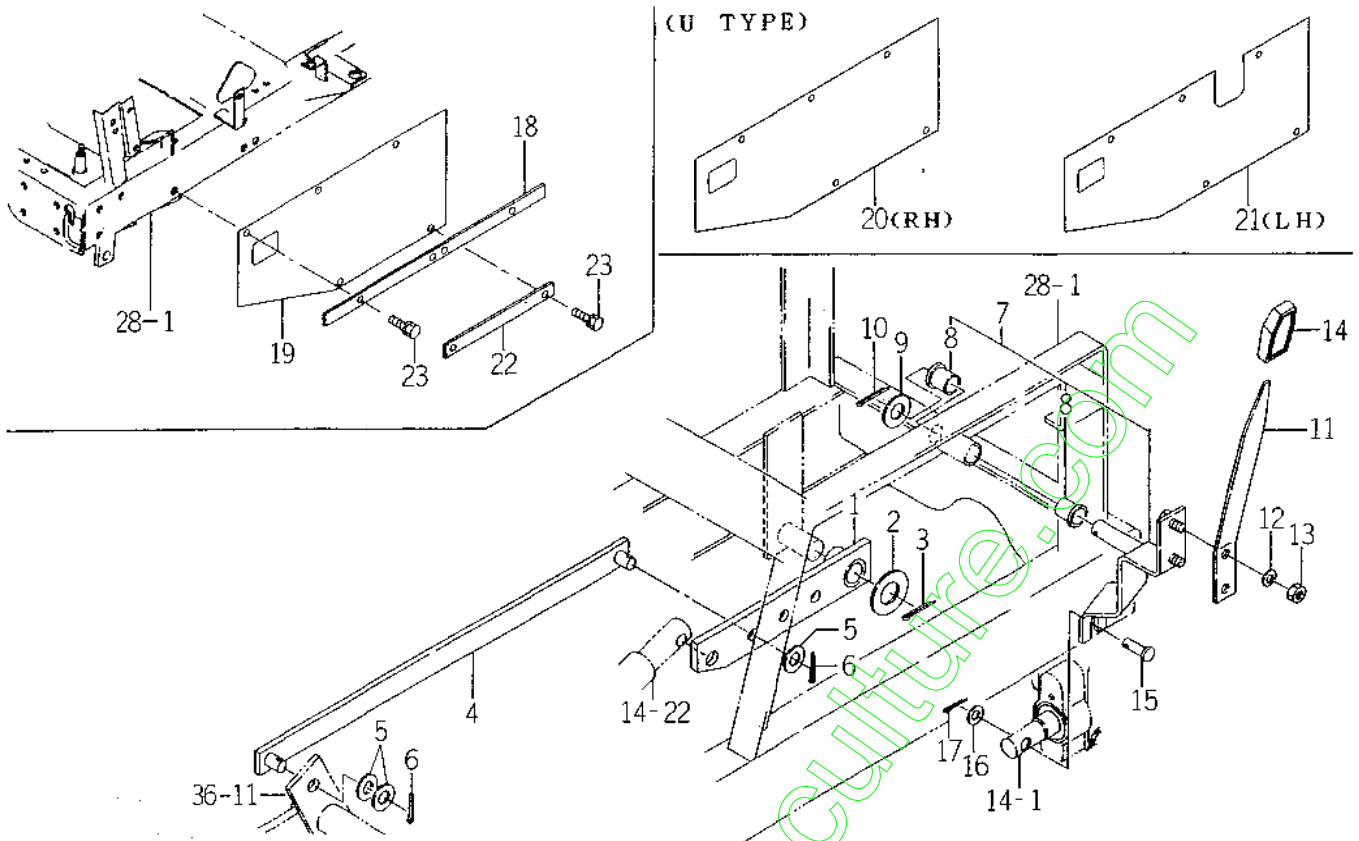
FIG. 36 LINK/LIFT SYSTEM



1593-553

KEY	PART CODE	DESCRIPTION	QTY	TYPE OF MODEL		I T C	C O L	G R P	REMARKS
				SG17H					
1	1593 - 553 - 540 - 40	LINK COMP	1		1-273				
1A	1593 - 553 - 540 - 50	LINK COMP	1		274-				
2	1593 - 553 - 003 - 20	PIN/15X108	2	*					
3	V363 - 260 - 010 - 00	NUT/M10	2	*					
4	V411 - 260 - 014 - 00	WASHER/M14	2	*					
5	V500 - 163 - 002 - 50	PIN,SPLIT/3.0X25	2	*					
6	1593 - 553 - 550 - 10	LINK/A COMP	2	*					
7	1593 - 553 - 007 - 20	PIN/15X32	2	*					
8	V305 - 260 - 020 - 00	NUT/M20	2	*					
9	V411 - 260 - 014 - 00	WASHER/M14	2	*					
10	V500 - 163 - 002 - 50	PIN,SPLIT/3.0X25	2	*					
11	1608 - 553 - 200 - 20	LIFT/570 COMP	1		1-551				
11A	1608 - 553 - 200 - 30	LIFT/270 COMP	1		552-850				
11B	1608 - 553 - 200 - 40	LIFT/270 COMP	1		851-				
12	1593 - 553 - 670 - 30	METAL,LIFTARM COMP	1	*					
13	V211 - 561 - 002 - 50	BOLT,S/M10X25	3	*					
14	V211 - 561 - 002 - 50	BOLT,S/M10X25	2	*					
15	V211 - 561 - 003 - 00	BOLT,S/M10X30	1	*					
16	1608 - 553 - 210 - 00	METAL,LIFT ARM COMP	1	*					
17	V211 - 561 - 002 - 50	BOLT,S/M10X25	3	*					

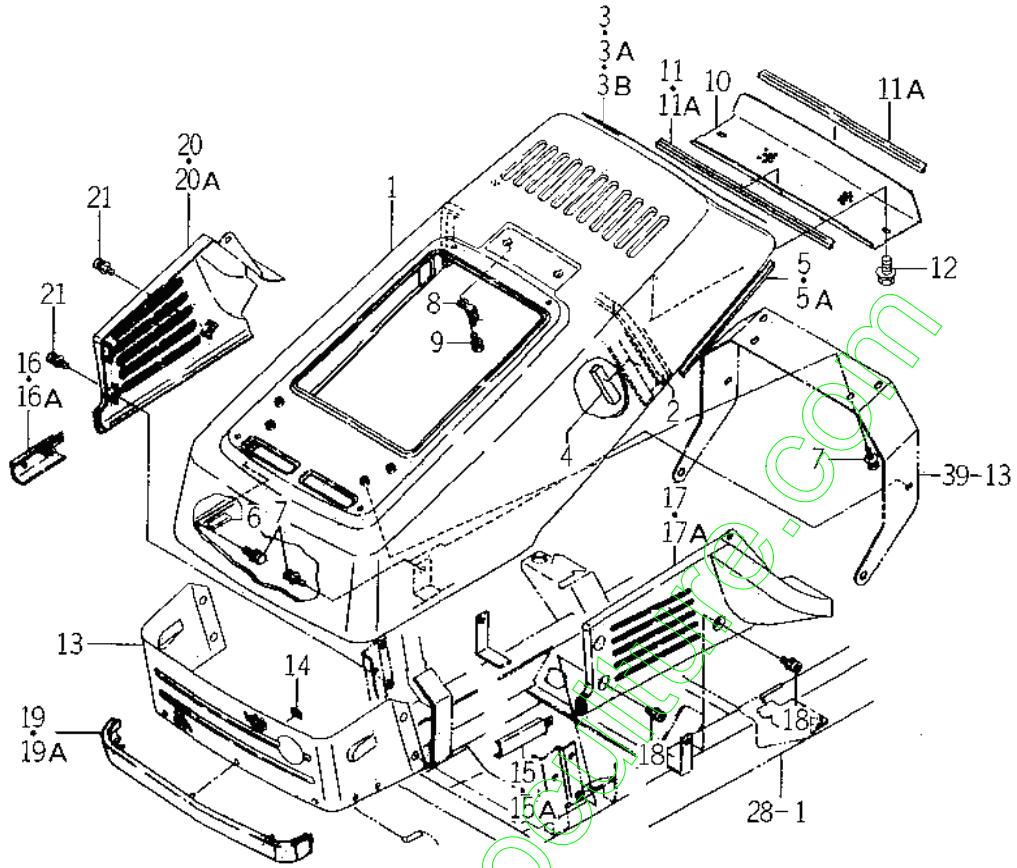
FIG. 37 ARM (LIFT) / ARM (CONTROL) SYSTEM



LE08-554

KEY	PART CODE	DESCRIPTION	QTY	TYPE OF MODEL		I T C	C O L	G R P	REMARKS
				SG17H					
1	1608 - 554 - 200 - 10	ARM,LIFT COMP	1	*					
2	V411 - 260 - 020 - 00	WASHER/M20	1	*					
3	V500 - 163 - 003 - 00	PIN,SPLIT/3.0X30	1	*					
4	1608 - 554 - 210 - 10	PLATE COMP	1	*					
5	V411 - 260 - 012 - 00	WASHER/M12	3	*					
6	V500 - 163 - 002 - 00	PIN,SPLIT/3.0X20	2	*					
7	1608 - 554 - 600 - 20	ARM,CONTROL ASSY	1	*					
8	3656 - 221 - 001 - 10	BUSH/15X17X16	2	*					
9	V411 - 260 - 014 - 00	WASHER/M14	1	*					
10	V500 - 163 - 002 - 00	PIN,SPLIT/3.0X20	1	*					
11	1608 - 554 - 001 - 00	LEVER,HST LIFT	1	*					
12	V401 - 160 - 008 - 00	WASHER/M8	2	*					
13	V304 - 260 - 008 - 00	NUT/M8	2	*					
14	1432 - 242 - 004 - 00	GRIP/B	1	*					
15	1608 - 554 - 002 - 00	PIN/08X26	1	*					
16	V411 - 260 - 008 - 00	WASHER/M8	1	*					
17	V500 - 163 - 001 - 50	PIN,SPLIT/3.0X15	1	*					
18	1593 - 555 - 011 - 00	PLATE/1/22X475	2	*					
19	1631 - 555 - 001 - 00	COVER	2	*					
20	1631 - 555 - 001 - 00	COVER	1	*					
21	1631 - 555 - 002 - 00	COVER/U	1	*					
22	1593 - 555 - 013 - 00	PLATE/1/22X240	2	*					
23	V211 - 260 - 802 - 50	BOLT,S/M8X25	10	*					

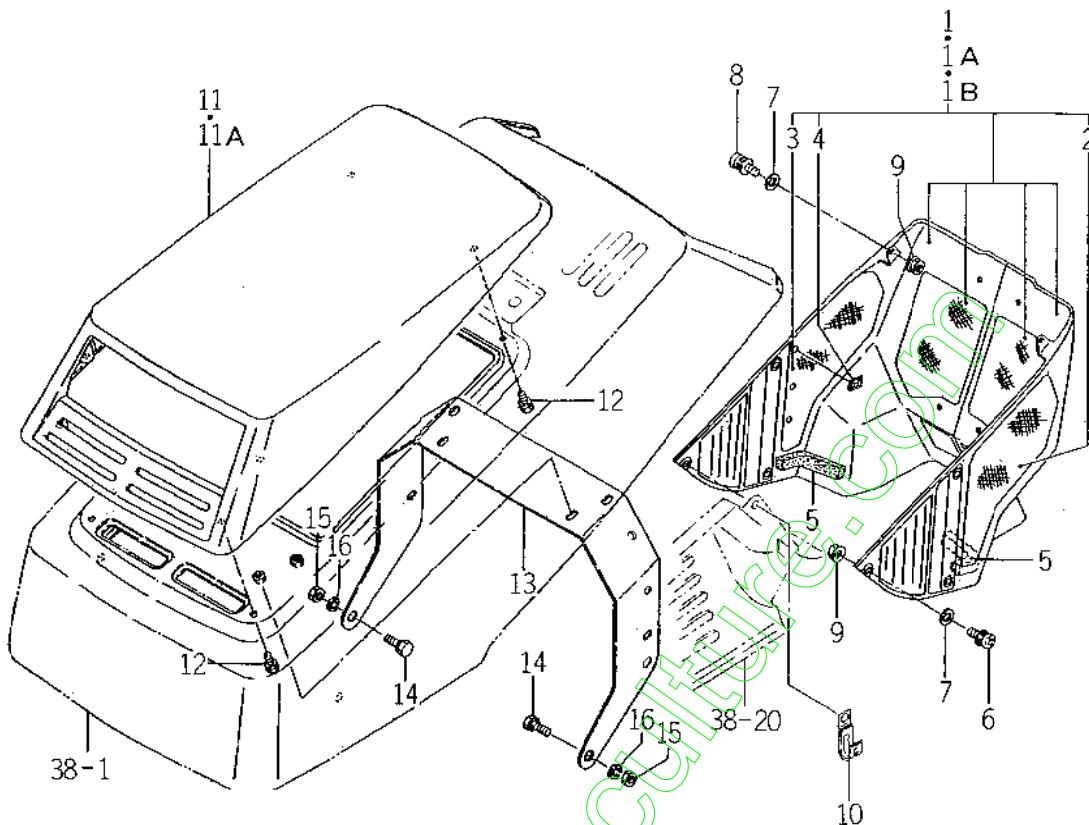
FIG. 38 HOOD (A) /COVER (FRONT) SYSTEM



1631-601

KEY	PART CODE	DESCRIPTION	QTY	TYPE OF MODEL		I T C	C O L	G R P	REMARKS
				SG17H					
1	1631 - 601 - 200 - 10	HOOD/A COMP	1	*					
2	1631 - 601 - 004 - 10	SEAL/20X20X720	1	*					
3	1593 - 601 - 067 - 10	TRIM/1X06X570	1	1- 168					
3A	1593 - 601 - 067 - 20	TRIM/1X1X590	1	169- 234					
3B	1593 - 601 - 067 - 30	TRIM, 1X1X590	1	235-					
4	1593 - 601 - 071 - 00	SEAL/20X10X130	1	*					
5	1593 - 601 - 068 - 10	TRIM/1X06X340	2	1- 234					
5A	1593 - 601 - 072 - 00	TRIM/1X06X360	2	235-					
6	3661 - 212 - 001 - 00	LINING/50	1	*					
7	V210 - 360 - 601 - 60	BOLT,SP/M6X16	6	*					
8	3610 - 631 - 002 - 00	HANGER,SUPPORT	2	*					
9	V211 - 260 - 801 - 20	BOLT,S/M8X12	2	*					
10	1593 - 601 - 009 - 00	NET/100X388	1	*					
11	1593 - 601 - 068 - 10	TRIM/1X06X340	1	1- 234					
11A	1593 - 601 - 072 - 00	TRIM/1X06X360	2	235-					
12	4301 - 210 - 002 - 00	BOLT	2	*					
13	1631 - 601 - 001 - 10	COVER,FRONT/MESH	1	*					
14	V350 - 160 - 006 - 00	NUT,SPEED/P6	5	*					
15	1631 - 601 - 002 - 00	COVER,SIDE/LH	1	1- 1385					
15A	1631 - 601 - 002 - 10	COVER,SIDE/LH	1	1386-					
16	1631 - 601 - 003 - 00	COVER,SIDE/RH	1	1- 1385					
16A	1631 - 601 - 003 - 10	COVER,SIDE/RH	1	1386-					
17	1593 - 601 - 561 - 20	COVER,SIDE/LH	1	1- 1385					
17A	1593 - 601 - 561 - 30	COVER,FRONT/LH	1	1386-					
18	V120 - 366 - 001 - 60	SCREW,SP/M6X16	3	*					

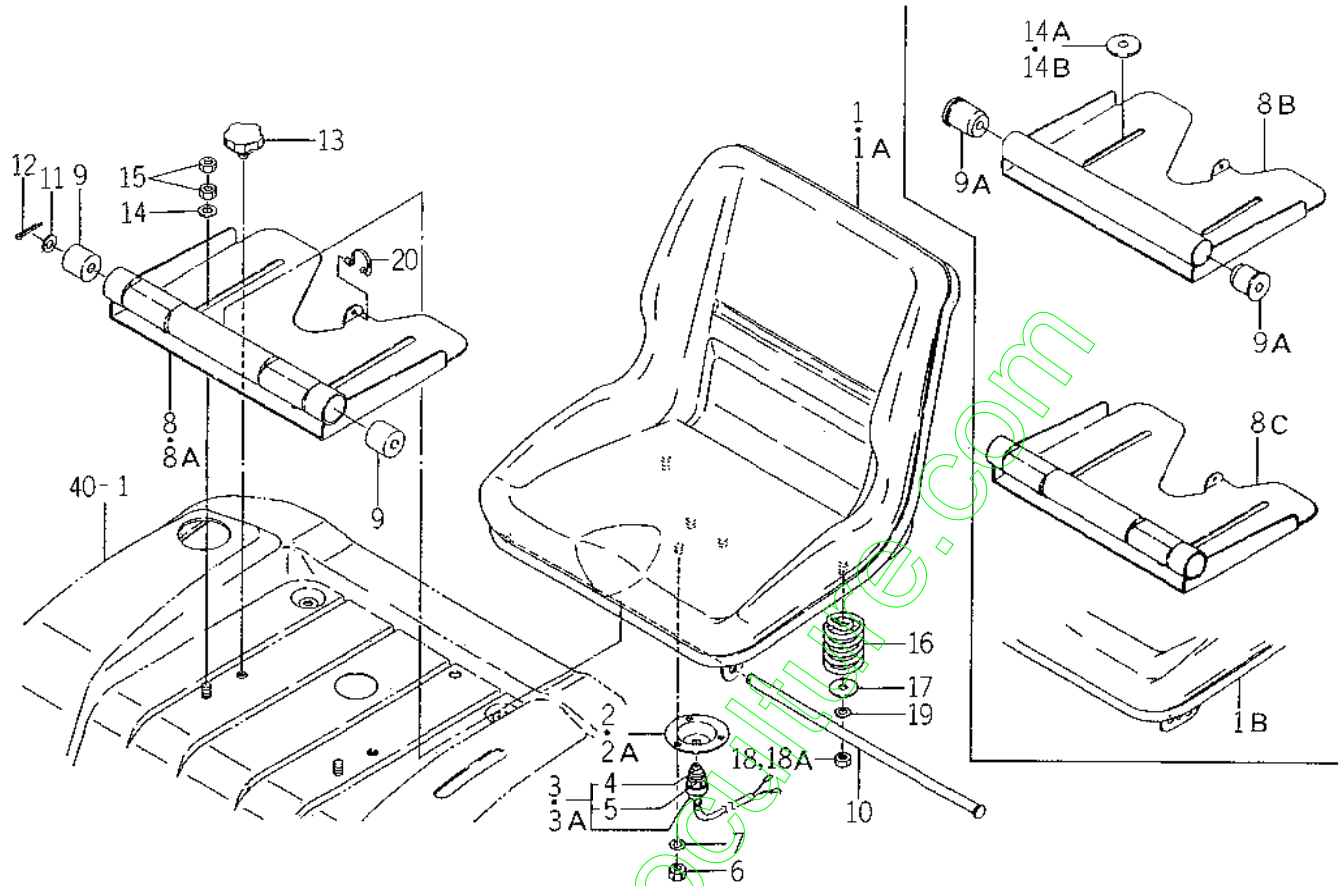
FIG. 39 COVER (LOWER) /HOOD (B) SYSTEM



1631-601

KEY	PART CODE	DESCRIPTION	QTY	TYPE OF MODEL		I T C	C O L	G R P	REMARKS
				SG17H					
1	1593 - 601 - 510 - 00	COVER,LOWER SET	1		1-1385				
1A	1593 - 601 - 510 - 10	COVER,LOWER ASSY	1		1386-2313				
1B	1593 - 601 - 510 - 20	COVER,LOWER ASSY	1		2319-				
2	1593 - 601 - 524 - 10	NET,LOWER COVER/LH	1	*					
3	1593 - 601 - 525 - 10	NET,LOWER COVER/RH	1	*					
4	V350 - 160 - 004 - 00	NUT,SPEED/P4	33	*					
5	1593 - 601 - 064 - 20	SEAL/15X20X170	2	*					
6	1593 - 601 - 074 - 00	SCREW	6	*					
7	1593 - 601 - 073 - 00	WASHER/06X16X01	12	*					
8	1581 - 740 - 116 - 00	SCREW	6	*					
9	V361 - 260 - 006 - 00	NUT/M6	4	*					
10	3737 - 172 - 009 - 00	CLAMP,MAIN HARNESS	1	*					
11	1593 - 601 - 008 - 20	HOOD/B	1		1-1451				
11A	1593 - 601 - 008 - 30	HOOD/B	1		1452-				
12	V210 - 260 - 601 - 20	BOLT,S/M6X12	4	*					
13	1593 - 601 - 061 - 40	ARM,HOOD	1	*					
14	1593 - 601 - 054 - 00	SCREW	2	*					
15	V304 - 260 - 008 - 00	NUT/M8	2	*					
16	V401 - 160 - 008 - 00	WASHER/M8	2	*					

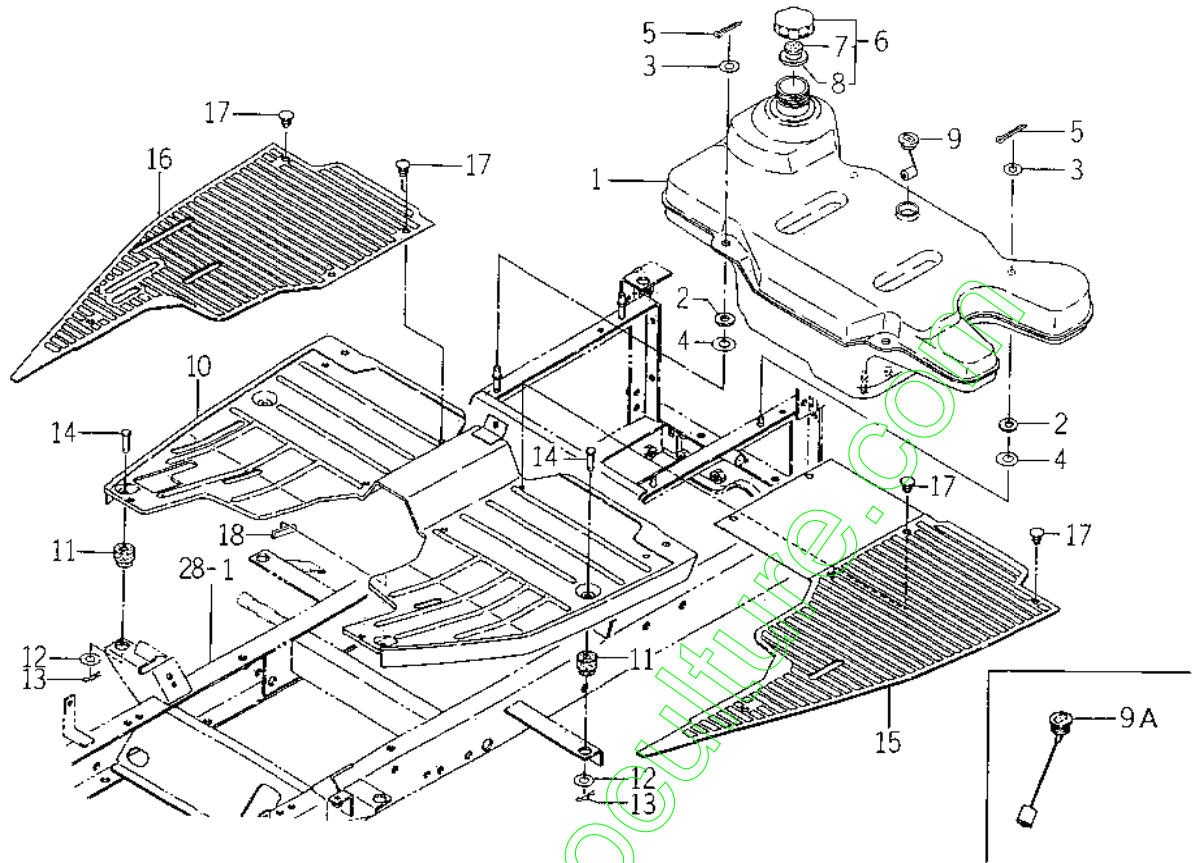
FIG. 41 SEAT SYSTEM



1631-611

KEY	PART CODE	DESCRIPTION	QTY	TYPE OF MODEL		I T C	C O L	G R P	REMARKS
				SG17H					
1	1631-611-210-00	SEAT ASSY	1	1-					
1A	1631-611-210-10	SEAT ASSY	1	- 1388					
1B	1631-611-210-20	SEAT ASSY	1	- 1389					
				- 1619					
				1620-					
2	1593-611-011-10	HOLDER,SWITCH	1	1-					
2A	1593-611-011-20	HOLDER,SWITCH	1	- 1385					
				1386-					
3	1593-623-270-00	SWITCH,SEAT ASSY	1	1-					
3A	1593-623-270-10	SWITCH,SEAT ASSY	1	-100000					
				100001-					
4	1593-623-272-00	BOOT	1	*					
5	1593-623-273-00	NUT	1	*					
6	V301-260-006-00	NUT/M6	3	*					
7	V401-160-006-00	WASHER/M6	3	*					
8	1593-611-200-20	STAY,SEAT COMP	1	1-					
8A	1593-611-200-30	STAY,SEAT COMP	1	- 1619					
				1620-					
				- 2882					
8B	1593-611-200-40	STAY,SEAT COMP	1	2883-					
8C	1593-611-200-50	STAY,SEAT COMP	1	-100176					
				100177-					
9	1593-611-012-00	BUSH,SEAT	2	1-					
9A	1488-611-001-00	GUM,CUSHION/A	2	- 2882					
				2883-					
10	1593-611-013-00	PIN	1	*					
11	V411-260-010-00	WASHER/M10	1	*					
12	V500-163-002-00	PIN,SPLIT/3.0X20	1	*					
13	1593-611-058-00	BOLT,KNOB	2	*					
14	3756-315-001-00	WASHER,TENSION	2	1-					
14A	3640-711-001-00	WASHER	2	- 2664					
				2665-					
				200000					
14B	1593-611-001-00	WASHER/11X35X2	2	200001-					
15	V305-260-010-00	NUT/M10	4	*					

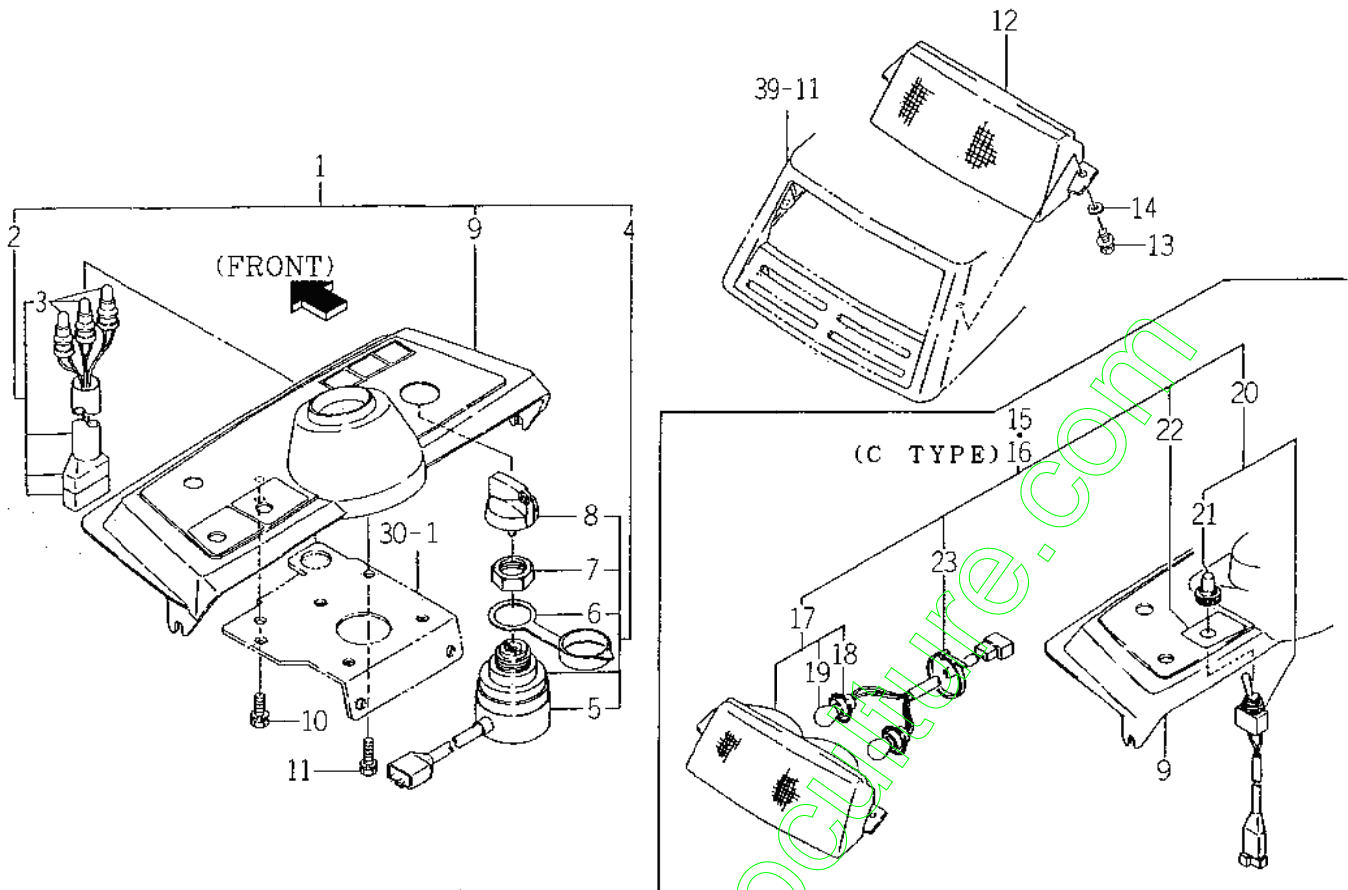
FIG. 42 TANK (FUEL) /STEP SYSTEM



1631-612

KEY	PART CODE	DESCRIPTION	QTY	TYPE OF MODEL		I T C	C O L	G R P	REMARKS
				SG17H					
1	1631 - 612 - 001 - 10	TANK,FUEL	1	*					
2	1593 - 612 - 005 - 00	INSULATOR/10X30X03	4	*					
3	V411 - 260 - 008 - 00	WASHER/M8	4	*					
4	3560 - 201 - 015 - 00	WASHER	4	*					
5	V500 - 162 - 501 - 50	PIN,SPLIT/2.5X15	4	*					
6	1593 - 612 - 220 - 10	CAP,TANK	1	*					
7	2706 - 501 - 003 - 00	BREATHER/TANK CAP	1	*					
8	2706 - 501 - 004 - 00	GASKET	1	*					
9	P103 - 112 - 002 - 00	GAUGE,FUEL ASSY	1		1-2473				
9A	1593 - 612 - 230 - 00	GAUGE,FUEL ASSY	1		2474-				
10	1608 - 616 - 200 - 20	STEP COMP	1	*					
11	1593 - 616 - 004 - 20	GROMMET/10X30X05	4	*					
12	V411 - 260 - 008 - 00	WASHER/M8	4	*					
13	3908 - 170 - 020 - 00	PIN,SNAP/8	4	*					
14	1593 - 606 - 006 - 10	PIN	4	*					
15	1608 - 616 - 001 - 10	MAT/LH	1	*					
16	1608 - 616 - 002 - 20	MAT/RH	1	*					
17	1527 - 604 - 002 - 00	CLIP,TRIM/B	8	*					
18	3661 - 212 - 001 - 00	LINING/50	1	*					

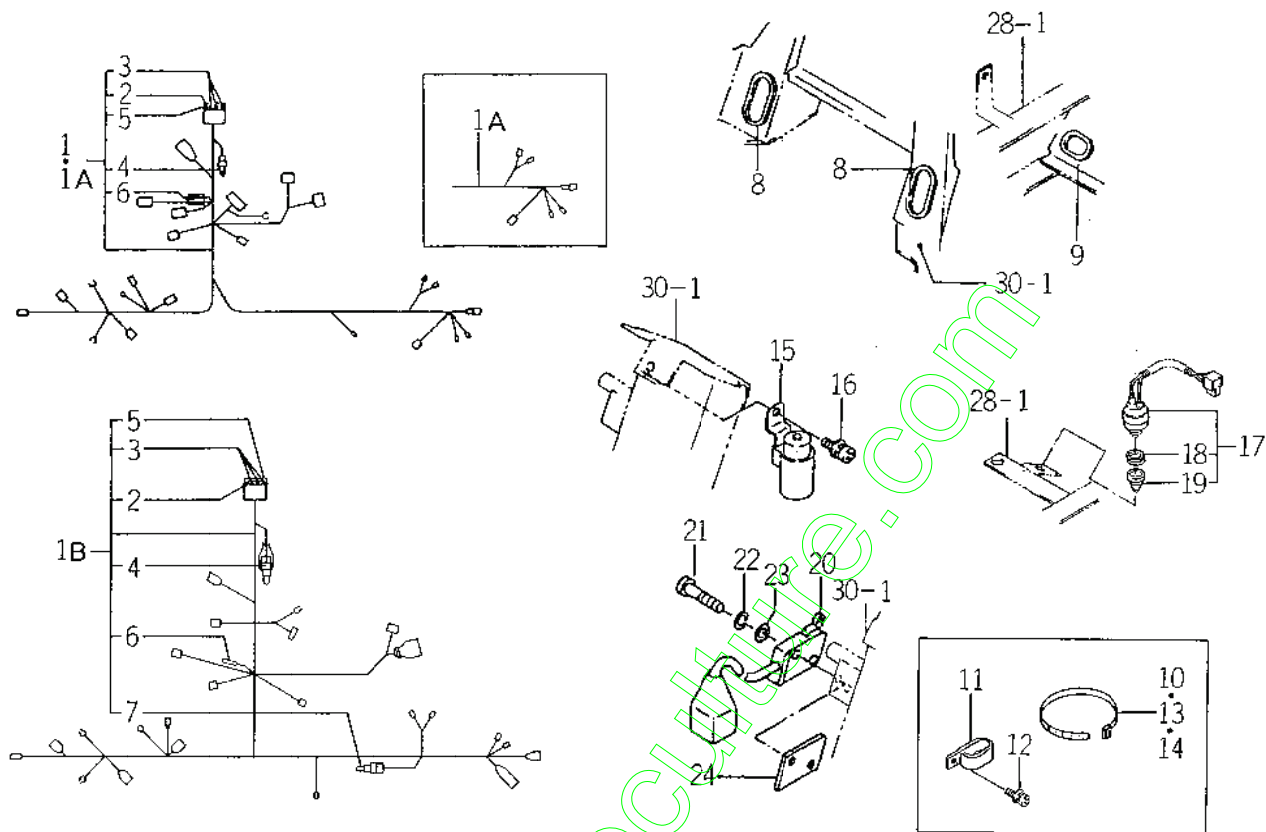
FIG. 43 PANEL (INSTRUMENT) / LAMP (HEAD) SYSTEM



1608-621

KEY	PART CODE	DESCRIPTION	QTY	TYPE OF MODEL		I T C	C O L	G R P	REMARKS
				SG17H					
1	1608 - 621 - 500 - 10	PANEL,INSTRUMENT SET	1	*					
2	1593 - 621 - 510 - 30	LAMP,MONITOR ASSY	1	*					
3	3650 - 270 - 214 - 00	BULB	3	*					
4	1593 - 621 - 250 - 10	SWITCH,STARTER ASSY	1	*					
5	1593 - 621 - 252 - 00	COVER	1	*					
6	1444 - 621 - 311 - 00	CAP	1	*					
7	1444 - 621 - 312 - 00	NUT,RING / M28X1,0	1	*					
8	3614 - 261 - 002 - 00	KEY ASSY	1	*					
9	1593 - 621 - 001 - 40	PANEL,INSTRUMENT	1	*					
10	V210 - 260 - 601 - 60	BOLT,S / M6X16	1	*					
11	V210 - 260 - 602 - 00	BOLT,S / M6X20	2	*					
12	1593 - 622 - 211 - 10	LENS	1	*					
13	4301 - 210 - 002 - 00	BOLT	2	*					
14	1444 - 601 - 015 - 00	WASHER,NET / 6X14X3	2	*					
15	1593 - 622 - 260 - 10	LAMP,HEAD SET	1	T					
16	1593 - 622 - 330 - 00	LAMP,HEAD SET	1	T					
17	1593 - 622 - 250 - 00	LAMP,HEAD ASSY	1	T					
18	1593 - 622 - 240 - 00	LEAD COMP	1	T					
19	1564 - 654 - 213 - 00	BULB,LAMP / 12V21W	2	T					
20	1593 - 622 - 270 - 00	SWITCH,HEADLAMP ASSY	1	T					
21	3631 - 270 - 003 - 00	COVER,HEAD	1	T					
22	1593 - 622 - 001 - 10	LABEL,SWITCH,HEADLAM	1	T					
23	3737 - 172 - 010 - 00	BAND,HARNESS	3	T					

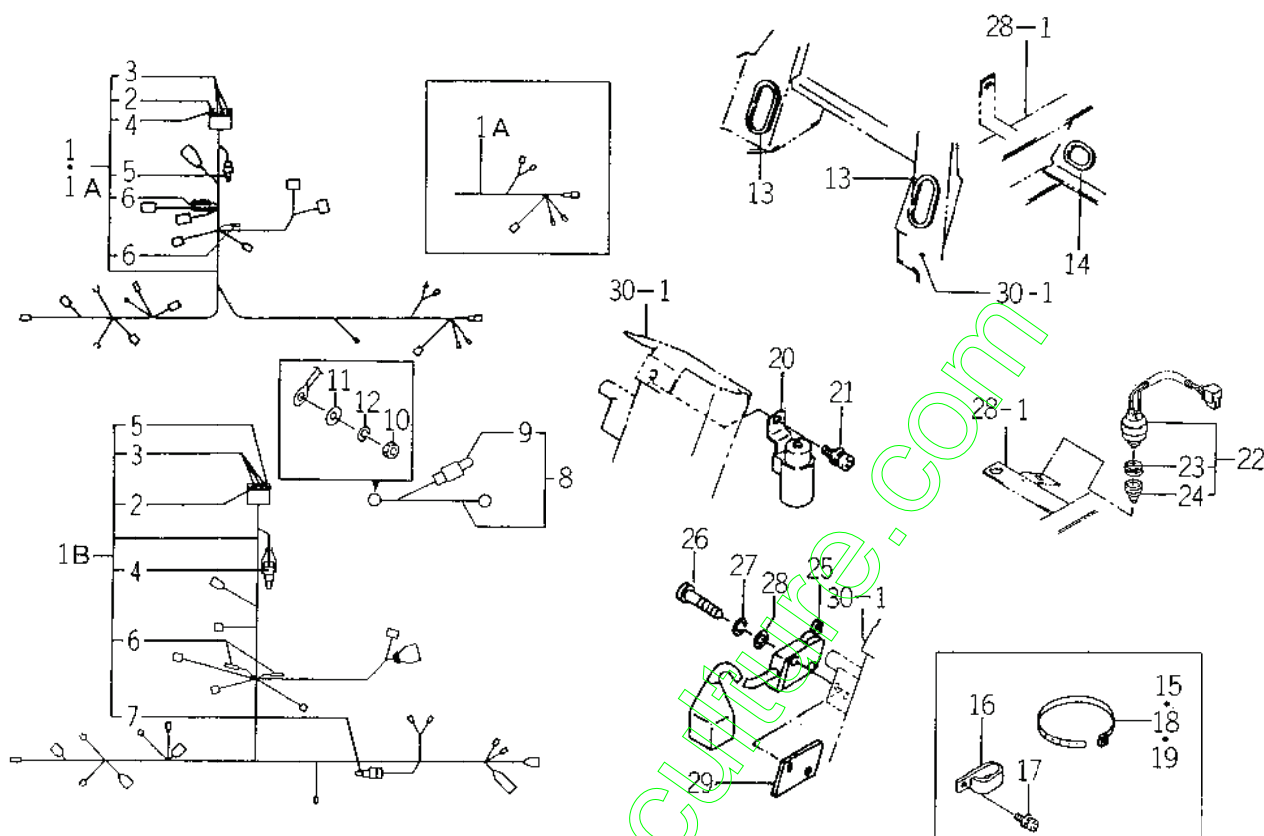
FIG. 44 ELECTRICAL SYSTEM (EXCEPT S TYPE)



1808-623

KEY	PART CODE	DESCRIPTION	QTY	TYPE OF MODEL		I T C	C O L	G R P	REMARKS
				SG17H					
1	1608 - 623 - 500 - 30	HARNESS,MAIN ASSY	1	I-					
1A	1608 - 623 - 500 - 40	HARNESS,MAIN ASSY	1	-100000 100001- -100176					
1B	1608 - 623 - 500 - 50	HARNESS,MAIN ASSY	1	100177-					
2	1575 - 623 - 009 - 00	FUSE/32V03A	1	*					
3	1575 - 623 - 010 - 00	FUSE/32V10A	3	*					
4	1593 - 623 - 503 - 00	CAP,FUSE_BOX	1	*					
5	1593 - 623 - 502 - 00	COUPLER,SHORT	1	*					
6	3650 - 262 - 202 - 00	DIODE/3.0A	1	*					
7	1593 - 623 - 504 - 00	CAP,PRER,SHORT,R/P/TO	1	*					
8	1593 - 623 - 002 - 00	GROMMET/150	2	*					
9	1593 - 623 - 001 - 00	GROMMET/100	1	*					
10	1593 - 623 - 003 - 00	BAND	2	*					
11	3768 - 172 - 007 - 00	CRAMPER,7 SHORT	2	*					
12	V120 - 366 - 001 - 60	SCREW,SP/M6X16	2	*					
13	3737 - 172 - 010 - 00	BAND,HARNESS	15	*					
14	3746 - 185 - 014 - 00	BAND,HOSE	2	*					
15	1581 - 621 - 290 - 00	RELAY/4P ASSY	1	*					
16	V120 - 366 - 001 - 60	SCREW,SP/M6X16	1	*					
17	1560 - 664 - 250 - 00	SWITCH,PUSH SET	1	*					
18	1560 - 664 - 252 - 00	NUT	1	*					
19	1560 - 664 - 253 - 00	BOOT	1	*					
20	1593 - 623 - 520 - 00	SWITCH,MERIT ASSY	1	*					
21	V111 - 163 - 002 - 00	SCREW/M3X20	2	*					
22	V401 - 160 - 003 - 00	WASHER,SP/M3	2	*					
23	V411 - 260 - 003 - 00	WASHER/M3	2	*					

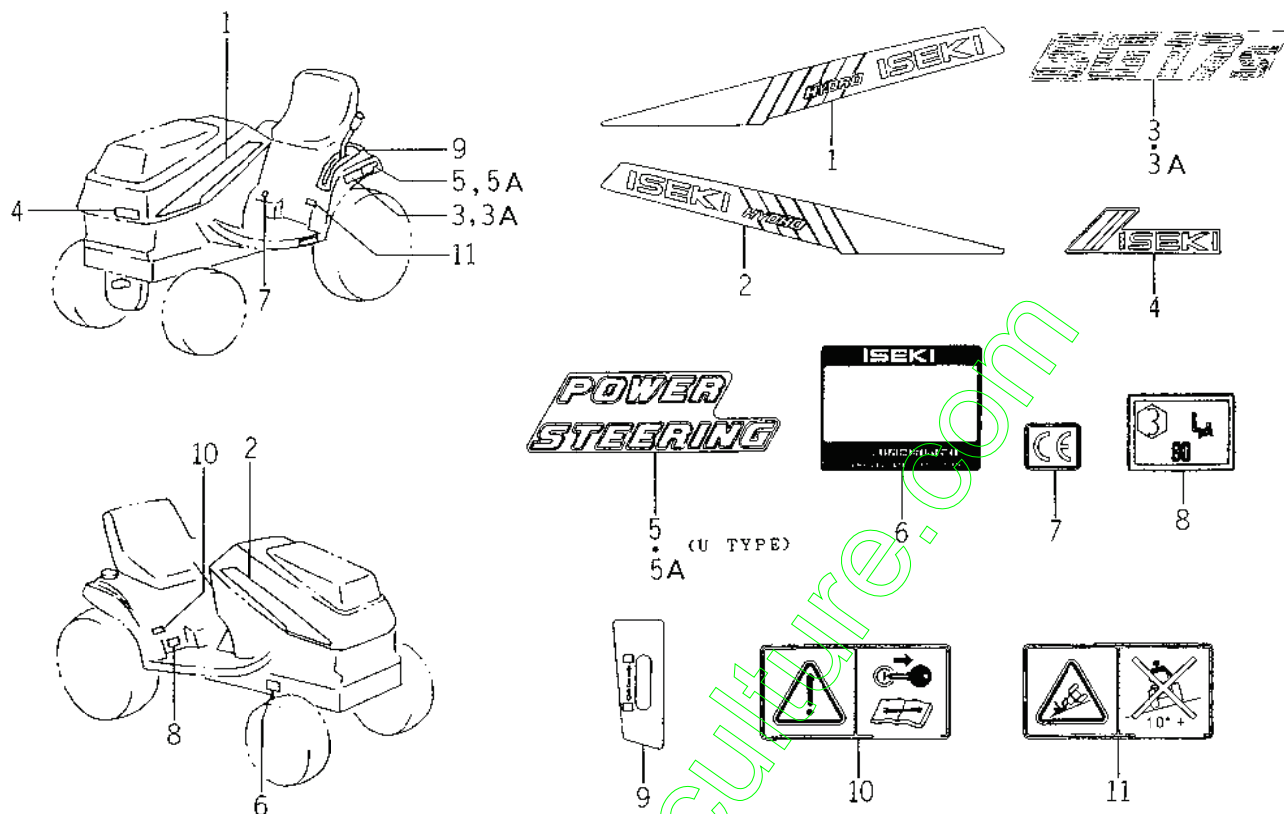
FIG. 45 ELECTRICAL SYSTEM (S TYPE)



1608-623A

KEY	PART CODE	DESCRIPTION	QTY	TYPE OF MODEL		I T C	C O L	G R P	REMARKS
				SG17H					
1	1608 - 623 - 600 - 00	HARNESS,MAIN/S ASSY	1		1-				
1A	1608 - 623 - 600 - 10	HARNESS,MAIN/S ASSY	1		-100000 100001-				
1B	1608 - 623 - 600 - 20	HARNESS,MAIN/S ASSY	1		-100176 100177-				
2	1575 - 623 - 009 - 00	FUSE/32V03A	1		*				
3	1575 - 623 - 010 - 00	FUSE/32V10A	3		*				
4	1593 - 623 - 503 - 00	CAP,FUSE BOX	1		*				
5	1593 - 623 - 502 - 00	COUPLER,SHORT	1		*				
6	3650 - 262 - 202 - 00	DIODE/3.0A	2		*				
7	1593 - 623 - 504 - 00	CAPRER,SHORT,R/PTO	1		*				
8	1593 - 623 - 610 - 00	HARNESS,GENERATOR	1		*				
9	3650 - 261 - 261 - 00	LINK,FUSIBLE	1		*				
10	V301 - 260 - 006 - 00	NUT/M6	1		*				
11	V411 - 260 - 006 - 00	WASHER / M6	1		*				
12	V401 - 160 - 006 - 00	WASHER/M6	1		*				
13	1593 - 623 - 002 - 00	GROMMET/150	2		*				
14	1593 - 623 - 001 - 00	GROMMET/100	1		*				
15	1593 - 623 - 003 - 00	BAND	3		*				
16	3768 - 172 - 007 - 00	CRAMPER,7 SHORT	2		*				
17	V120 - 366 - 001 - 60	SCREW,SP/M6X16	2		*				
18	3737 - 172 - 010 - 00	BAND,HARNESS	15		*				
19	3746 - 185 - 014 - 00	BAND,HOSE	3		*				
20	1581 - 621 - 290 - 00	RELAY/4P ASSY	1		*				
21	V120 - 366 - 001 - 60	SCREW,SP/M6X16	1		*				
22	1560 - 664 - 250 - 00	SWITCH,PUSH SET	1		*				
23	1560 - 664 - 252 - 00	NUT	1		*				

FIG. 48 ORNAMENT (S TYPE)

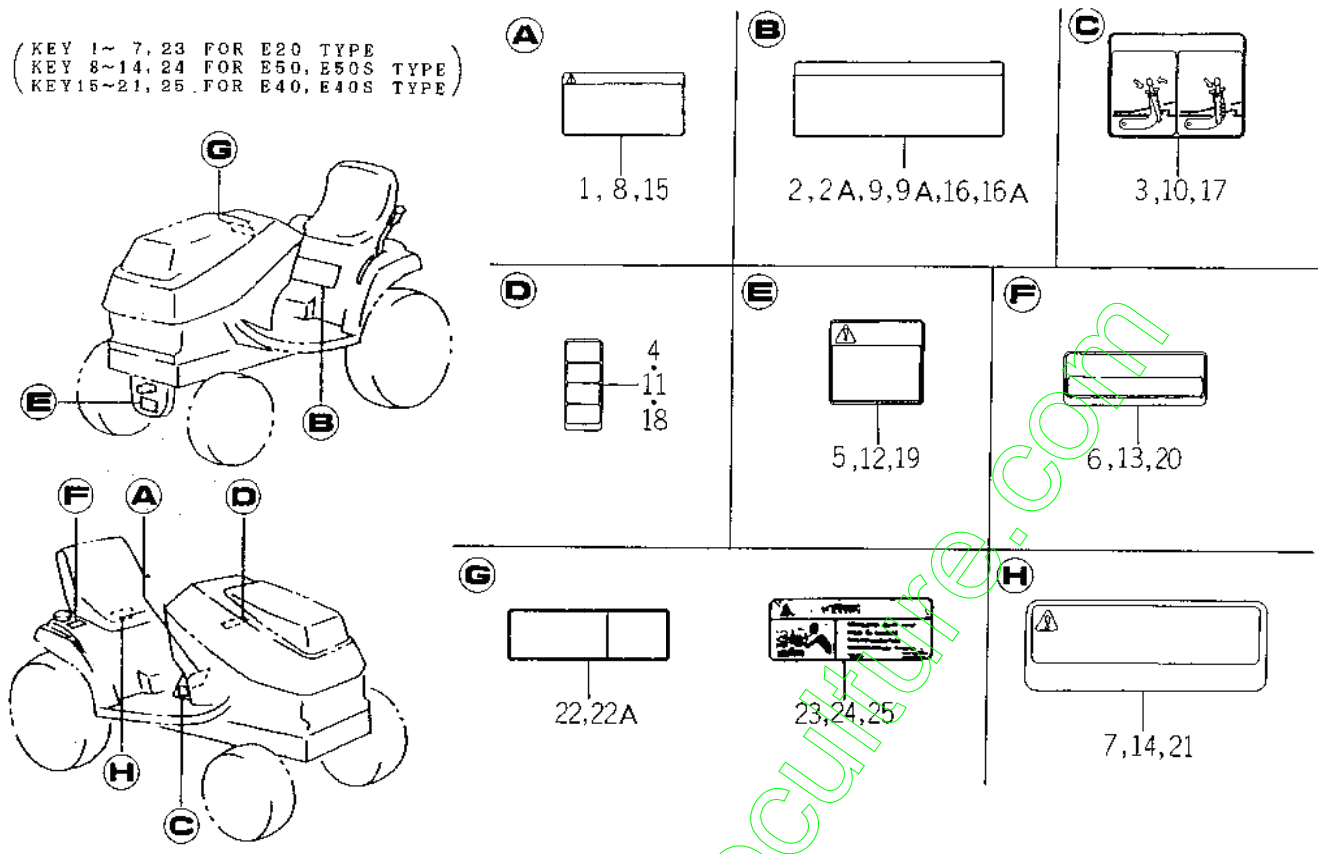


1631-901B

KEY	PART CODE	DESCRIPTION	QTY	TYPE OF MODEL		I T C	C O L	G R P	REMARKS
				SG17H					
1	1631 - 901 - 001 - 10	ORNAMENT/LH	1	*					
2	1631 - 901 - 002 - 10	ORNAMENT/RH	1	*					
3	1631 - 901 - 007 - 00	ORNAMENT/17S	2	1- - 1361					
3A	1631 - 901 - 007 - 10	ORNAMENT/17S	2	1362-					
4	2502 - 901 - 004 - 20	ORNAMENT/F	1	*					
5	1631 - 901 - 005 - 00	ORNAMENT,POWER STEER	2	1- -100000					
5A	1631 - 901 - 005 - 10	ORNAMENT,POWER STEER	2	100001-					
6		LABEL,MODEL ASSY	1	*					
7	2500 - 901 - 027 - 00	LABEL/CE	1	*					
8	1636 - 901 - 009 - 00	LABEL,NOISE/LPA 90	1	*					
9	1608 - 901 - 003 - 10	LABEL,LIFT	1	*					
10	1593 - 901 - 015 - 00	LABEL,MENTENANSU	1	*					
11	1636 - 901 - 015 - 00	LABEL,SLOPE	1	*					

FIG. 51 LABEL (1) (EXCEPT C,T TYPE)

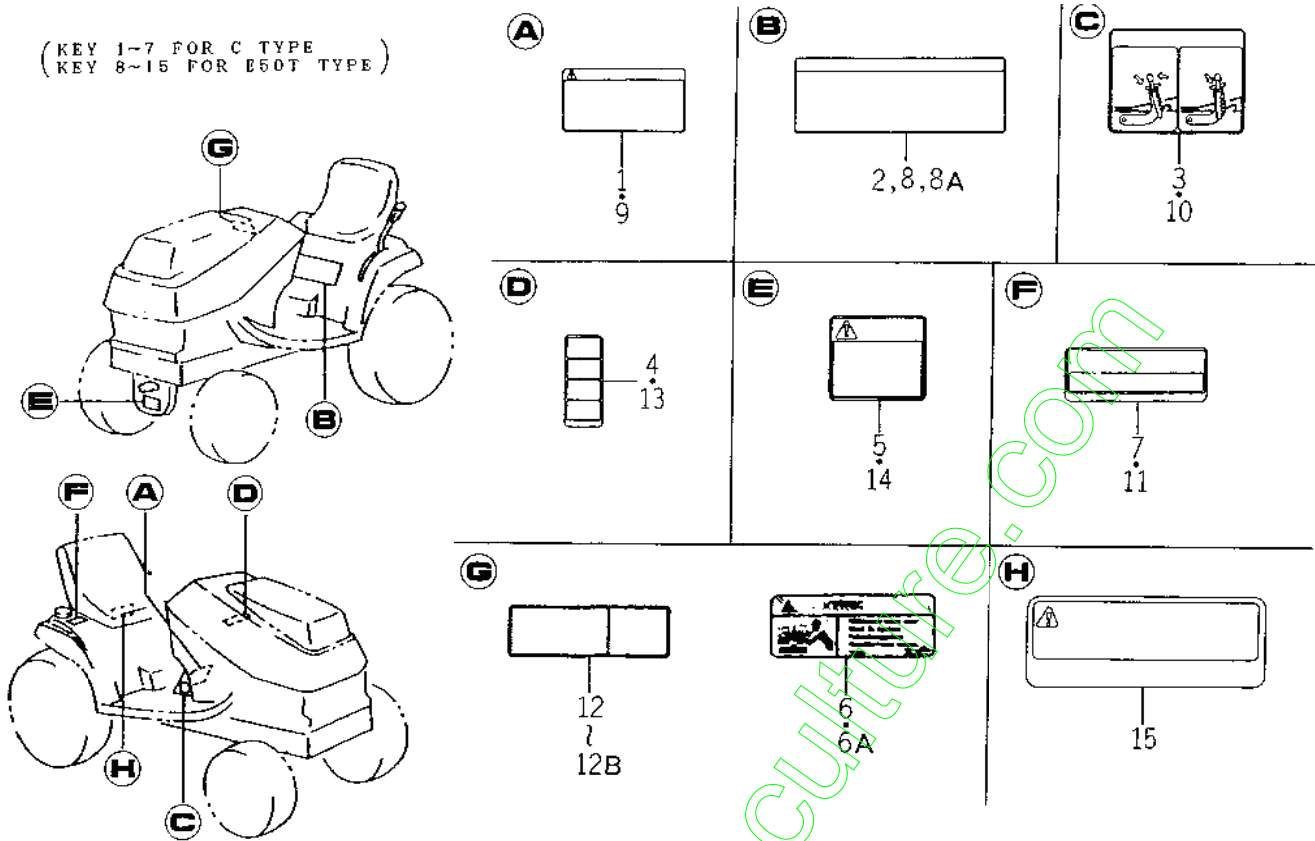
(KEY 1~ 7, 23 FOR E20 TYPE
KEY 8~14, 24 FOR E50, E50S TYPE
KEY 15~21, 25 FOR E40, E40S TYPE)



16C8-504

KEY	PART CODE	DESCRIPTION	QTY	TYPE OF MODEL		I T C	C O L	G R P	REMARKS
				SG17H					
1	1593-904-001-00	LABEL,CAUTION/D	1	*					
2	1608-904-001-00	LABEL,OPERATION/D	1	1-1390					
2A	1608-904-001-10	LABEL,OPERATION/D	1	1391-					
3	1593-904-003-00	LABEL,PARKING/D	1	*					
4	1608-904-006-00	LABEL,FUSE/D	1	*					
5	1593-904-007-00	LABEL,RADIATOR/D	1	*					
6	1600-902-023-00	LABEL,FUEL/D	1	*					
7	1640-903-036-00	LABEL/D/BATTERY	1	*					
8	1593-905-001-00	LABEL,CAUTION/F	1	*					
9	1608-905-001-00	LABEL,OPERATION/F	1	1-1390					
9A	1608-905-001-10	LABEL,OPERATION/F	1	1391-					
10	1593-905-003-00	LABEL,PARKING/F	1	*					
11	1608-905-006-00	LABEL,FUSE/F	1	*					
12	1593-905-007-00	LABEL,PTO CAUTION/F	1	*					
13	1427-934-013-00	MARK,FUEL/F	1	*					
14	1640-903-016-00	LABEL/D/BATTERY	1	*					
15	1593-906-001-00	LABEL,CAUTION/E	1	*					
16	1608-906-001-00	LABEL,OPERATION/E	1	1-1390					
16A	1608-906-001-10	LABEL,OPERATION/E	1	1391-					
17	1593-906-003-00	LABEL,PARKING/E	1	*					
18	1608-906-006-00	LABEL,FUSE/E	1	*					
19	1593-906-007-00	LABEL,PTO CAUTION/E	1	*					
20	1427-941-016-00	MARK,FUEL/U	1	*					
21	1640-904-016-00	LABEL/D/BATTERY	1	*					
22	1593-901-009-00	LABEL,CAUTION RADIAT	1	1-1669					

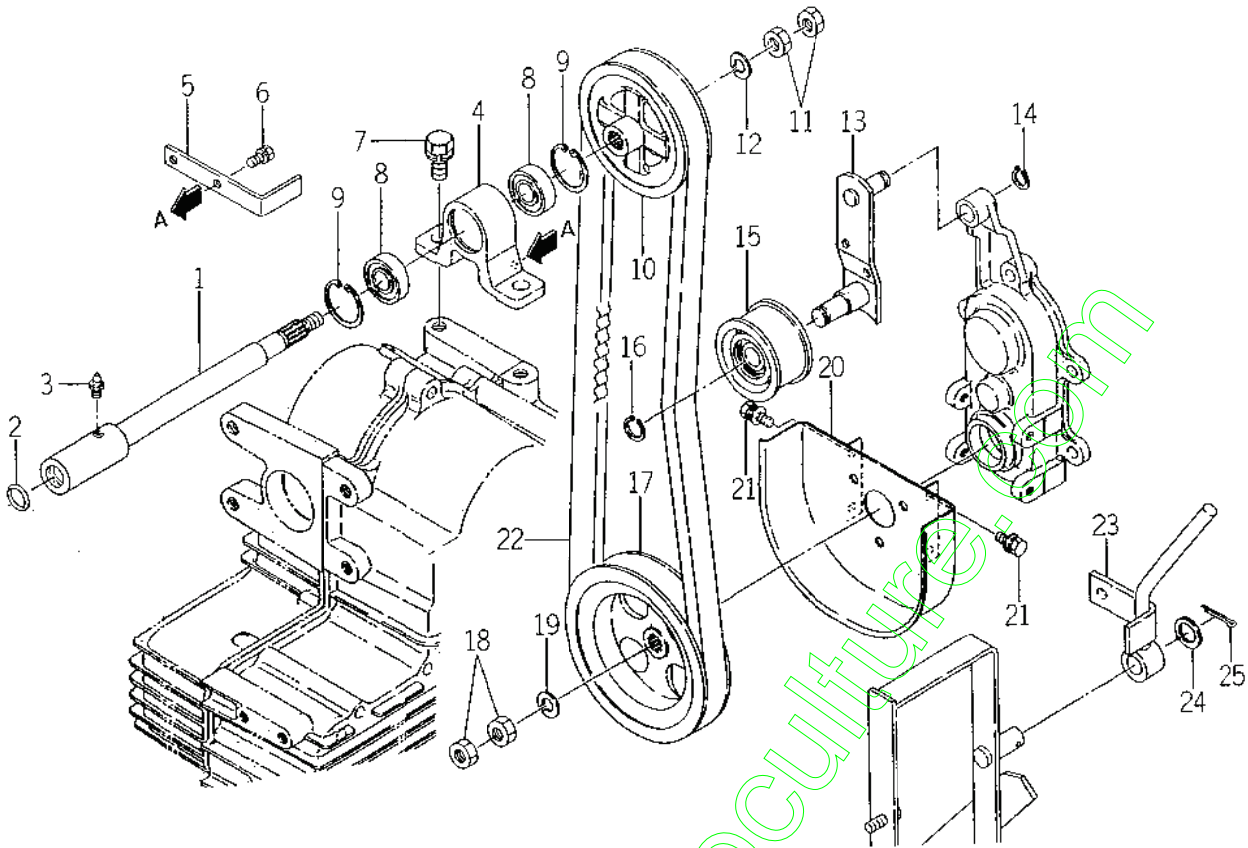
FIG. 52 LABEL (2) (C,T TYPE)



1668-917

KEY	PART CODE	DESCRIPTION	QTY	TYPE OF MODEL		I T C	C O L	G R P	REMARKS
				SG17H					
1	1593-907-001-00	LABEL,CAUTION	1	*					
2	1608-907-001-10	LABEL,OPERATION	1	*					
3	1593-907-003-00	LABEL,PARKING	1	*					
4	1608-907-002-00	LABEL,FUSE	1	*					
5	1593-907-005-00	LABEL,PTO	1	*					
6	1593-907-007-00	LABEL,CAUTION RADIAT	1	1-1669					
6A	1593-907-007-10	LABEL,CAUTION RADIAT	1	1670-					
7	1421-903-010-00	MARK,FUEL	1	*					
8	1631-910-001-00	LABEL,OPERATION/I	1	1-1391					
8A	1631-910-001-10	LABEL,OPERATION/I	1	1392-					
9	1631-910-002-00	LABEL,CAUTION/I	1	*					
10	1631-910-003-00	LABEL,PARKING/I	1	*					
11	1631-910-004-00	LABEL,FUEL/I	1	*					
12	1631-910-005-00	LABEL,CAUTION RADIAT	1	1-1619					
12A	1631-910-005-10	LABEL,CAUTION RADIAT	1	1620- -100176					
12B	1640-905-013-00	LABEL,CAUTION RADIAT	1	100177-					
13	1631-910-006-00	LABEL,FUSE/I	1	*					
14	1631-910-007-00	LABEL,PTO CAUTION/I	1	*					
15	1640-905-016-00	LABEL,BATTERY/T	1	*					

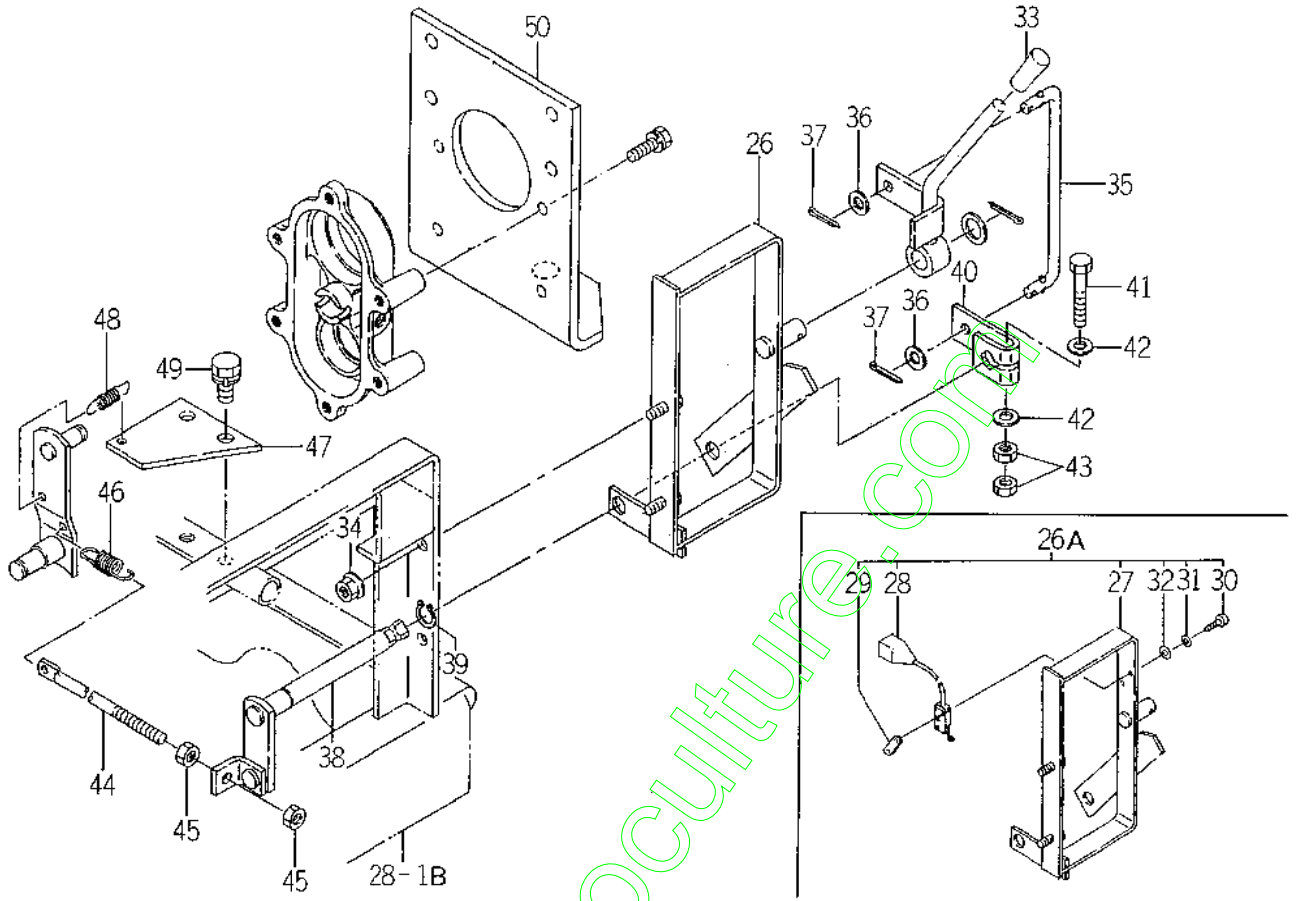
FIG. 54 1608 - 341 - 300 - 40 (1/3)



1608 341U

KEY	PART CODE	DESCRIPTION	QTY	TYPE OF MODEL		I T C	C O L	G R P	REMARKS
				SG17H					
1	1608 - 341 - 210 - 30	SHAFT,JOINT/PTO COMP	1	T					
2	V720 - 102 - 401 - 50	O - RING/P15	1	T					
3	V760 - 150 - 000 - 00	NIPPLE,GREASE	1	T					
4	1608 - 341 - 001 - 20	METAL,PTO REAR	1	T					
5	1608 - 341 - 026 - 00	PLATE	1	T					
6	V210 - 260 - 601 - 20	BOLT,S/M6X12	2	T					
7	V211 - 561 - 002 - 00	BOLT/M10X20	2	T					
8	V600 - 150 - 620 - 20	BEARING,RE/6202SS	2	T					
9	V705 - 140 - 035 - 00	RING,SNAP/35 C	2	T					
10	1608 - 341 - 003 - 20	PULLEY,VC100	1	T					
11	V331 - 460 - 010 - 00	NUT/M10	2	T					
12	V401 - 160 - 010 - 00	WASHER,SP/M10	1	T					
13	1608 - 341 - 220 - 20	ARM,TENSION COMP	1	T					
14	V704 - 140 - 012 - 00	RING,SNAP/12	1	T					
15	3737 - 122 - 001 - 00	PULLEY,TENSION	1	T					
16	V704 - 140 - 015 - 00	SNAP,RING/15	1	T					
17	1608 - 341 - 006 - 10	PULLEY,VC135	1	T					
18	V331 - 460 - 010 - 00	NUT/M10	2	T					
19	V401 - 160 - 010 - 00	WASHER,SP/M10	1	T					
20	1608 - 341 - 330 - 00	COVER,BELT COMP	1	T					
21	V210 - 360 - 601 - 20	BOLT,SP/M6X12	4	T					
22	1608 - 341 - 008 - 00	BELT,VC031	1	T					
23	1608 - 341 - 230 - 20	LEVER,PTO COMP	1	T					
24	3517 - 205 - 007 - 00	WASHER	1	T					
25	V500 - 163 - 002 - 50	PIN,SPLIT/3.0X25	1	T					

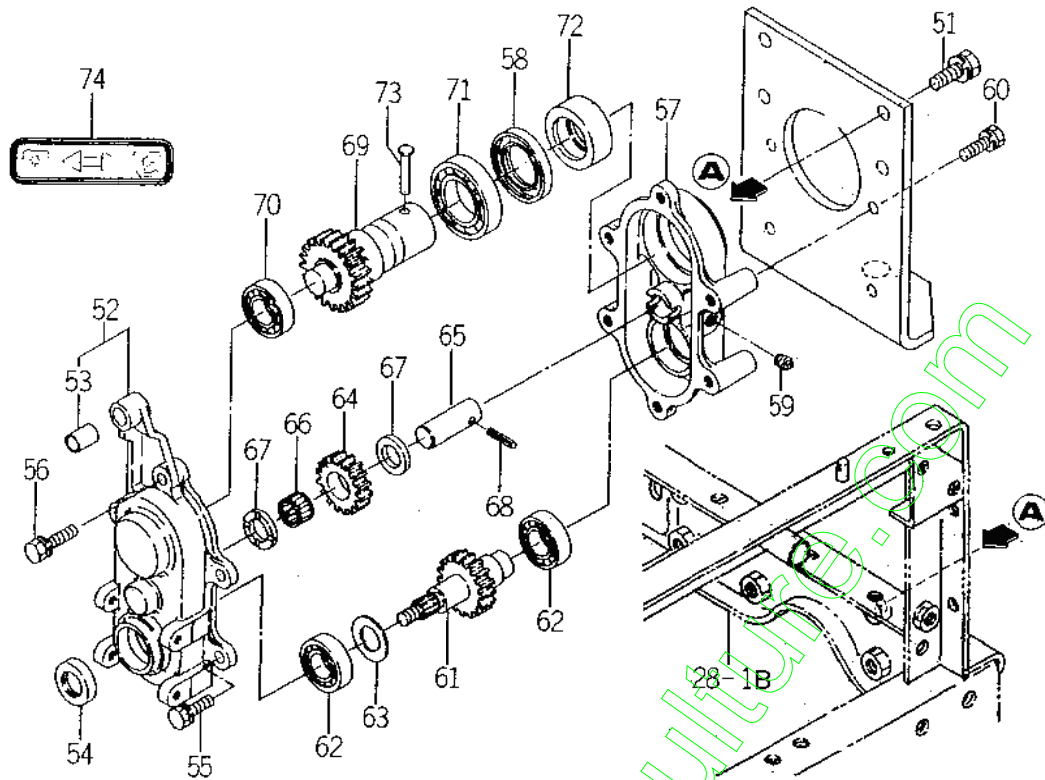
FIG. 54 1608 - 341 - 300 - 40 (2/3)



1614-922

KEY	PART CODE	DESCRIPTION	QTY	TYPE OF MODEL		I T C	C O L	G R P	REMARKS
				SG17H					
26	1608 - 341 - 240 - 20	STAY,LEVER COMP	1		1-100176				
26A	1608 - 341 - 270 - 00	STAY,LEVER ASSY	1		100177-				
27	1608 - 341 - 240 - 30	STAY,LEVER COMP	1		100177-				
28	1593 - 623 - 520 - 00	SWITCH,MERIT ASSY	1		100177-				
29	3664 - 276 - 001 - 00	PLATE	1		100177-				
30	V111 - 163 - 002 - 00	SCREW/M3X20	2		100177-				
31	V401 - 160 - 003 - 00	WASHER,SP/M3	2		100177-				
32	V411 - 260 - 003 - 00	WASHER/M3	2		100177-				
33	4106 - 105 - 303 - 00	KNOB	1		T				
34	V363 - 260 - 008 - 00	NUT,LOCK/M8	2		T				
35	1608 - 341 - 023 - 00	ROD,REAR PTO	1		T				
36	V411 - 260 - 008 - 00	WASHER/M8	2		T				
37	V500 - 162 - 501 - 50	PIN,SPLIT/2.5X15	2		T				
38	1608 - 341 - 260 - 30	SHAFT COMP	1		T				
39	V704 - 140 - 015 - 00	SNAP,RING/15	1		T				
40	1608 - 341 - 021 - 10	ARM,PTO REAR/40	1		T				
41	V201 - 260 - 805 - 00	BOLT/M8X50	1		T				
42	V411 - 260 - 008 - 00	WASHER/M8	2		T				
43	V304 - 260 - 008 - 00	NUT/M8	2		T				
44	3728 - 552 - 008 - 00	TRIGGER,TENSION	1		T				
45	V304 - 260 - 008 - 00	NUT/M8	2		T				
46	1337 - 401 - 006 - 00	SPRING,MAIN CLUTCH	1		T				
47	1608 - 341 - 025 - 10	PLATE,RETURN	1		T				
48	1415 - 125 - 021 - 00	SPRING,TENSION	1		T				
49	V211 - 561 - 002 - 00	BOLT/M10X20	2		T				

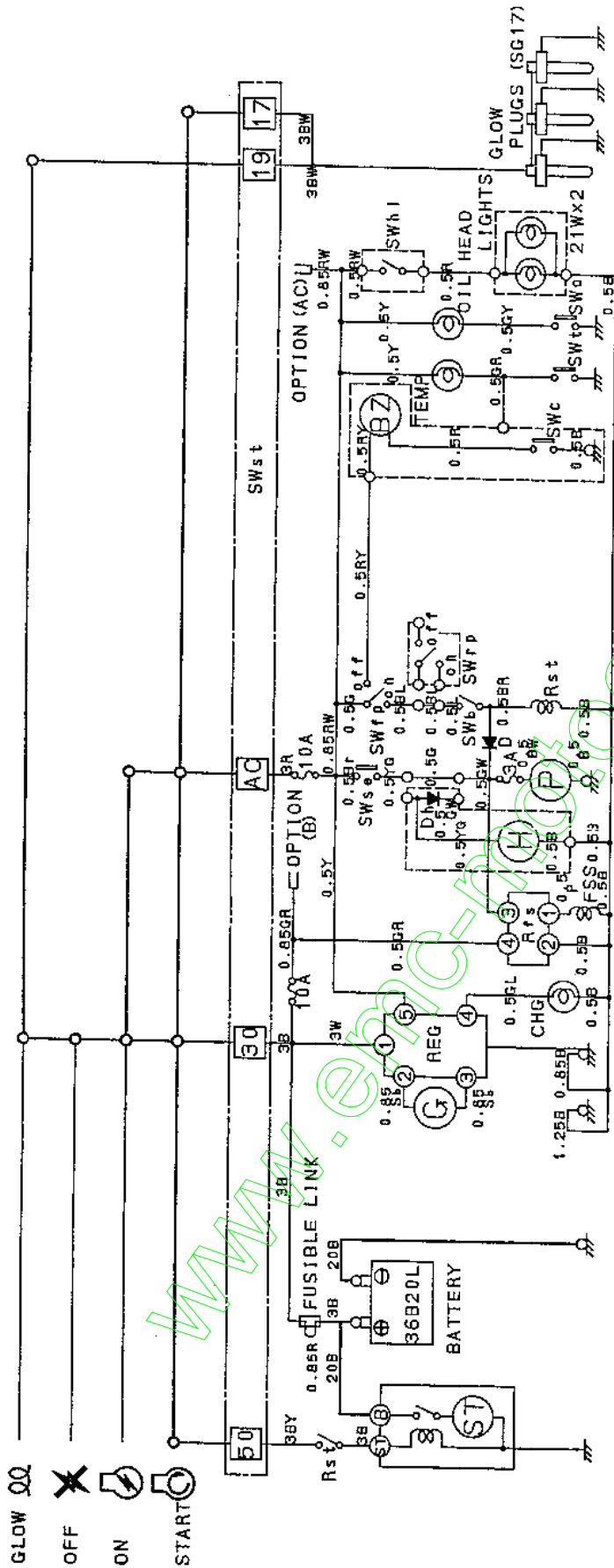
FIG. 54 1608 - 341 - 300 - 40 (3/3)



1608-341B

KEY	PART CODE	DESCRIPTION	QTY	TYPE OF MODEL		I T C	C O L	G R P	REMARKS
				SG17H					
50	1593 - 342 - 001 - 00	PLATE	1	T					
51	V211 - 261 - 002 - 50	BOLT,S/M10X25	4	T					
52	1608 - 341 - 200 - 00	CASE,PTO/FRONT ASSY	1	T					
53	1608 - 341 - 027 - 00	BUSH/12X14X20	1	T					
54	V744 - 120 - 350 - 70	SEAL/TC20357	1	T					
55	V211 - 260 - 802 - 00	BOLT,S/M8X20	5	T					
56	V211 - 260 - 803 - 00	BOLT,S/M8X30	1	T					
57	1608 - 341 - 012 - 00	CASE,PTO/REAR	1	T					
58	V744 - 135 - 550 - 80	SEAL,OIL/TC355508	1	T					
59	V781 - 160 - 000 - 40	PLUG,PT1/4	1	T					
60	V211 - 260 - 802 - 00	BOLT,S/M8X20	4	T					
61	1608 - 341 - 310 - 30	SHAFT,INPUT/PTO COMP	1	T					
62	V600 - 110 - 600 - 40	BEARING,RB/6004	2	T					
63	1608 - 341 - 013 - 00	COLLAR/21X35X02	1	T					
64	1608 - 341 - 014 - 10	GEAR/16T	1	T					
65	1608 - 341 - 015 - 00	PIN/18X52	1	T					
66	V654 - 418 - 221 - 60	NEEDLE,CAGE	1	T					
67	1608 - 341 - 016 - 00	COLLAR/18X30X05	2	T					
68	V580 - 140 - 502 - 50	PIN/W 5.0X25	1	T					
69	1608 - 341 - 320 - 10	SHAFT,PTO COMP	1	T					
70	V600 - 110 - 600 - 40	BEARING,RB/6004	1	T					
71	V600 - 110 - 600 - 70	BEARING,RB/6007	1	T					
72	1593 - 341 - 008 - 00	RING,PTO	1	T					
73	1593 - 341 - 009 - 00	PIN,PTO	1	T					
74	1593 - 341 - 012 - 10	LABEL,PTO	1	T					

WIRING DIAGRAM / SG17H



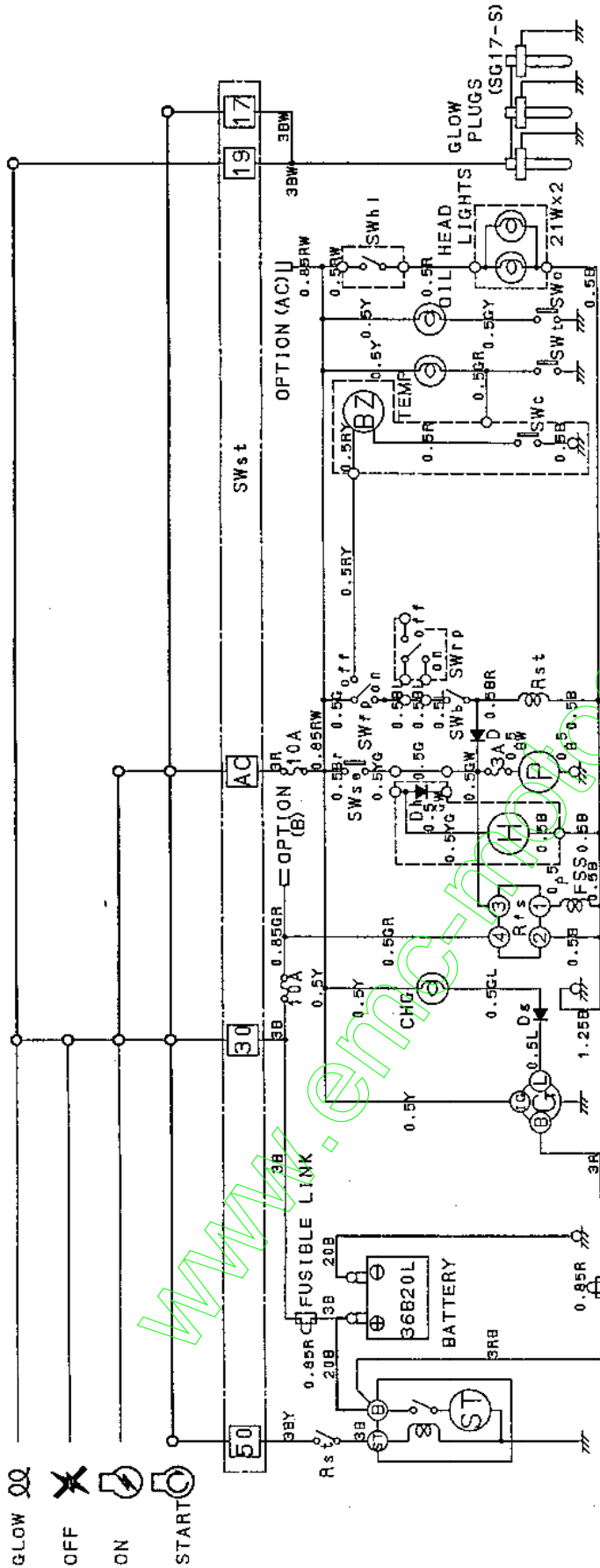
B	Black and white
BW	Black and red
BR	Black and blue
BL	Black and yellow
BY	White and yellow
W	Red and white
R	Red and yellow
RW	Red and white
RY	Red and yellow
L	Blue
Y	Yellow and green
YG	Yellow and green
G	Green
GW	Green and white
GR	Green and red
GL	Green and blue
P	Pink
Br	Brown
Sb	Skyblue

Switch connection
 SWse:On :Sit on the seat
 SWrpt:On :Disengage the front PTO
 SWb :On :Disengage the rear PTO
 SWc :On :Depress the brake pedal
 SWt :On :Fill the collector with grass
 SWo :On :At the over heated
 SWh :On :At the low oil pressure
 SWi :On :The lever turns up
 ----- Optional parts

ST :Starter (0.8kW)
 G :Generator (8.5A)
 H :Hour meter
 P :Pump
 BZ :Buzzer
 Rst :Starter relay
 Rfs :Fuel shut-off relay
 SWst:Starter switch
 SWse:Seat switch
 SWrpt:Front PTO switch
 SWb :Rear PTO switch
 SWc :Brake switch
 SWc :Collector switch
 SWt :Temperature switch
 SWo :Oil pressure switch
 SWh :Head lights switch
 FSS :Fuel shut-off solenoid
 CHG :Charge lamp (3.4W)
 TEMP:Temperature lamp (3.4W)
 OIL :Oil pressure lamp (3.4W)
 D.Dh:Diode

- GLOW
- OFF
- ON
- START

WIRING DIAGRAM / SG17H - S



B	Black and white	YG	Yellow and green
BR	Black and red	G	Green
BL	Black and blue	GW	Green and white
BY	Black and yellow	GR	Green and red
W	White	GL	Green and blue
R	Red	P	Pink
RB	Red and black	Br	Brown
RW	Red and white	Sb	Skyblue
RY	Red and yellow		
L	Blue		
Y	Yellow		

Switch connection
 SWse: On : Sit on the seat
 SWfp: On : Disengage the front PTO
 SWrp: On : Disengage the rear PTO
 SWb : On : Depress the brake pedal
 SWc : On : Fill the collector with grass
 SWt : On : At the over heated
 SWo : On : At the low oil pressure
 SWh: On : The lever turns up

[-----] Optional parts

ST : Starter (1KW)
 G : Generator (30A)
 H : Hour meter
 P : Pump
 BZ : Buzzer
 Rst : Starter relay
 Rfs : Fuel shut-off relay
 SWst: Starter switch
 SWse: Seat switch
 SWfp: Front PTO switch
 SWrp: Rear PTO switch
 SWb : Brake switch
 SWc : Collector switch
 SWt : Temperature switch
 SWo : Oil pressure switch
 SWh: Head lights switch
 FSS : Fuel shut-off solenoid
 CHG : Charge lamp (3.4W)
 TEMP: Temperature lamp (3.4W)
 OIL : Oil pressure lamp (3.4W)
 D, Dh, Ds : Diode

NUMERICAL INDEX

6003-097-140-0A

PART CODE	FIG. KEY	PART CODE	FIG. KEY	PART CODE	FIG. KEY
J061-210-015-00	17 23	6209-046-001-00	9 16	6211-312-001-20	24 14
J062-062-067-00	21 6	6209-050-001-00	9 33	6211-312-002-20	9 37
J062-076-082-00	21 5	6209-050-002-00	9 34		24 15
V211-560-802-00	3 3	6209-056-001-00	20 7	6211-319-002-00	9 39
	9 14	6209-300-002-00	17 18	6211-321-001-10	9 48
	17 19	6209-360-010-00	21 2	6211-322-003-00	9 49
	17 27	6209-360-028-10	2 6	6211-340-001-30	8 1
	22 4	6209-409-001-00	9 19	6211-342-001-30	8 2
V211-560-802-50	4 3	6209-409-003-00	11 18	6211-361-010-10	7 1
V341-120-008-00	9 20	6209-490-002-00	2 4	6211-510-001-00	5 10
V411-260-006-00	20 35	6209-500-003-00	9 17A	6211-511-003-00	5 11
V600-110-600-20	9 46	6209-580-002-10	20 31	6211-511-004-00	5 12
V600-110-600-40	20 12	6209-587-001-00	13 4	6211-540-001-00	6 1
V600-110-620-30	9 47	6209-605-004-00	1 4	6211-560-001-00	6 3
	20 11	6209-610-001-00	5 3	6211-599-001-10	5 13
V682-200-000-60	1 9	6209-610-002-10	9 4		6 2
V704-140-016-00	11 16	6209-625-001-00	5 14		6 4
V705-140-012-00	9 32		24 10	6211-715-002-00	1 5
V705-140-040-00	9 41	6209-625-002-00	9 5	6211-721-001-00	1 6
V710-140-004-00	9 24		24 12	6211-721-002-00	1 7
	20 21	6209-630-002-10	23 6	6211-751-001-10	2 2
	20 25		24 22	6211-760-003-10	5 29
V720-101-900-80	20 30	6209-740-001-00	9 27	6211-777-007-20	10 1
V720-102-401-50	16 9	6209-749-001-10	5 15	6212-111-010-10	13 1
	24 17		9 42	6212-114-010-10	14 1
V720-102-401-80	7 3	6209-788-001-00	5 27	6212-116-010-10	14 3
V723-102-004-20	9 40	6209-940-004-00	11 15	6212-121-005-00	13 2
	24 16	6211-110-011-40	1 1	6212-124-005-00	14 2
V723-102-005-50	17 31	6211-141-007-30	1 10	6212-126-005-00	14 4
	24 21		24 3	6212-211-001-10	13 3
1373-121-001-00	22 5	6211-150-007-00	1 2	6212-230-003-00	13 5
3625-301-002-00	7 2	6211-170-004-10	2 1	6212-235-001-00	13 6
3625-540-004-00	9 22	6211-173-003-00	2 3	6212-261-005-00	13 8
6209-000-002-00	11 19		24 4	6212-264-005-00	6 5
6209-000-003-00	1 11	6211-210-014-20	5 1	6212-266-005-00	6 6
6209-000-004-00	5 2	6211-258-001-00	5 8	6212-310-008-00	15 1
6209-000-004-10	5 2A		24 8	6212-310-008-10	15 1A
6209-000-013-00	15 7	6211-258-002-00	5 9	6212-330-013-30	15 5
6209-009-001-00	16 6		24 9	6212-333-001-00	15 6
6209-030-005-00	9 6	6211-291-001-10	5 23	6212-371-014-20	15 8
6209-030-006-00	9 7	6211-292-001-20	5 24	6212-379-001-00	15 9
	17 28		24 11	6212-511-002-00	12 1
6209-030-041-00	18 4	6211-310-006-20	9 1	6212-521-002-00	15 3
6209-030-043-00	20 16	6211-311-004-20	9 36	6212-522-003-00	12 2
6209-044-001-00	20 28	6211-312-001-20	9 28	6212-523-003-00	12 6

PART CODE	FIG. KEY	PART CODE	FIG. KEY	PART CODE	FIG. KEY
6212-524-002-00	20 9	6213-621-003-00	17 6	6215-410-036-10	19 4
6212-530-004-00	9 45	6213-622-002-10	17 5	6215-410-057-00	19 5
6212-531-005-10	5 6	6213-631-002-00	17 3	6215-412-001-20	21 1
6212-535-001-00	12 4	6213-631-005-00	17 4	6215-520-001-00	20 15
6212-535-002-00	20 13	6213-641-004-00	18 2	6215-526-001-10	20 17
6212-551-001-00	11 1	6213-642-002-00	17 7	6215-531-005-00	20 26
6212-552-001-00	11 2	6213-660-006-00	18 1	6215-541-001-00	20 18
6212-561-001-00	11 3	6213-669-002-00	18 3	6215-541-002-10	20 23
6212-563-001-00	11 4	6213-671-012-00	18 5	6215-541-003-10	20 27
6212-565-001-00	11 5	6213-674-004-10	22 3	6215-542-001-10	9 23
6212-569-002-00	1 8	6213-711-003-20	17 30	6215-542-002-00	20 20
	24 2	6213-716-001-40	17 24	6215-543-001-10	20 19
6212-571-001-10	11 6	6213-721-001-00	5 22	6215-546-001-00	9 18
6212-575-001-00	11 7	6213-721-003-00	17 25	6215-549-001-10	5 26
6212-600-002-00	11 8	6213-729-001-00	17 22	6215-549-003-00	20 22
6212-611-004-10	11 9	6213-743-002-10	17 26	6215-549-007-00	20 33
6212-616-002-00	11 17		24 20	6215-549-007-10	20 33A
6212-620-001-10	11 10	6214-111-011-20	3 1	6215-549-008-00	20 37
6212-621-002-10	11 11	6214-115-001-20	3 2	6215-549-021-00	20 32
6212-626-002-10	11 12		24 6	6215-549-029-00	20 24
6212-628-004-00	11 13	6214-141-022-00	4 1	6215-600-088-00	20 1
6212-628-005-00	11 14	6214-145-001-30	4 2	6215-611-002-00	26 1
6213-100-003-20	16 1		24 7	6215-612-002-00	26 34
6213-111-001-20	16 2	6215-300-005-00	19 1	6215-619-012-00	26 35
6213-120-003-00	16 3	6215-311-005-00	25 1	6215-619-013-00	26 37
6213-125-001-00	16 4	6215-315-002-00	19 2	6215-619-014-00	26 38
6213-140-002-00	16 8	6215-330-007-00	25 2	6215-619-015-00	26 39
6213-149-001-00	16 10	6215-332-002-00	25 16	6215-619-016-00	26 40
6213-160-002-00	9 29	6215-339-002-00	25 15	6215-619-017-00	26 41
6213-161-001-00	9 30	6215-342-002-00	25 3	6215-621-006-10	20 8
6213-164-001-00	9 31	6215-343-002-00	25 4	6215-622-002-00	26 12
6213-240-002-00	16 15	6215-345-044-00	25 5	6215-629-017-00	26 13
6213-311-003-10	16 12	6215-345-045-00	25 6	6215-629-018-00	26 14
6213-319-001-00	9 2	6215-345-046-00	25 7	6215-629-020-00	26 18
6213-610-005-30	17 1	6215-345-047-00	25 8	6215-629-021-00	26 19
6213-611-003-20	17 2	6215-345-048-00	25 9	6215-629-022-00	26 20
6213-612-004-00	17 9	6215-345-049-00	25 10	6215-629-023-00	26 21
6213-613-002-10	17 8	6215-345-050-00	25 11	6215-629-024-00	26 22
6213-614-003-10	17 12	6215-345-051-00	25 12	6215-629-025-00	26 23
	24 18	6215-345-052-00	25 13	6215-629-026-00	26 24
6213-614-006-10	17 17	6215-345-053-00	25 14	6215-629-027-00	26 25
	24 19	6215-355-003-00	25 18	6215-629-028-00	26 26
6213-619-002-00	17 11	6215-359-003-00	25 17	6215-629-029-00	26 27
6213-619-003-00	17 10	6215-359-004-00	25 19	6215-629-030-00	26 28
6213-619-005-00	17 16	6215-410-035-10	19 3	6215-629-031-00	26 29

6003-097-140-0A

PART CODE	FIG. KEY	PART CODE	FIG. KEY	PART CODE	FIG. KEY
6215-629-032-00	26 30	6281-229-022-00	28 6	6901-910-840-00	9 10
6215-629-033-00	26 31	6281-229-023-00	28 7	6901-910-845-00	9 15
6215-629-034-00	26 32	6281-229-024-00	28 8		9 44
6215-631-004-00	26 2	6281-229-025-00	28 9		17 13
6215-634-002-00	26 15	6281-229-026-00	28 10	6901-911-020-00	8 3
6215-635-002-00	26 8	6281-229-027-00	28 11		10 2
6215-635-003-00	26 36	6281-229-028-00	28 12	6901-911-025-00	22 9
6215-637-002-00	26 33	6281-229-031-00	28 4	6902-050-816-00	9 38
6215-639-006-00	26 16	6281-270-001-00	22 2	6904-110-818-00	5 19
6215-639-007-00	26 17	6281-410-002-20	23 3	6904-110-840-00	5 18
6215-641-002-00	26 3	6281-910-001-00	23 5	6908-000-716-00	12 3
6215-643-003-00	26 4	6281-920-001-00	23 8		20 10
6215-644-003-00	26 6	6281-971-001-10	23 1	6908-000-750-00	15 4
6215-649-003-00	26 5	6287-810-004-10	24 1	6908-160-408-00	16 5
6215-649-004-00	26 7	6509-000-084-00	9 8	6908-160-510-00	5 17
6215-649-005-00	26 9		9 43	6908-160-815-00	5 16
6215-649-006-00	26 10	6509-030-037-00	9 9	6908-161-018-00	15 2
6215-649-007-00	26 11	6509-360-912-10	21 3	6909-110-406-00	5 28
6219-732-002-00	23 4	6509-605-019-10	5 5		9 35
6219-752-001-00	20 2		9 3		20 34
6219-752-002-00	20 3	6513-770-022-10	17 29	6909-110-408-00	27 23
6219-752-003-00	20 4	6515-419-014-00	21 4	6909-110-410-00	22 7
6219-752-004-00	20 5	6581-117-087-00	27 10	6909-110-508-00	9 12
6219-752-005-00	20 6	6581-123-011-00	27 12		11 21
6281-100-003-00	22 8	6581-129-092-00	27 15		17 14
6281-111-002-00	27 1	6581-129-096-00	27 16		17 20
6281-115-004-00	27 11	6581-129-099-00	27 13	6909-111-406-00	20 29
6281-116-002-00	27 2	6581-129-100-00	27 14	6909-111-508-00	27 20
6281-118-001-00	27 9	6582-450-014-00	23 2	6909-150-506-00	20 36
6281-121-003-00	27 3	6894-207-904-00	22 6	6909-150-508-00	9 13
6281-124-001-00	27 6	6894-240-902-00	13 7		17 15
6281-129-006-00	27 17	6894-453-344-00	5 20		17 21
6281-129-007-00	27 7	6901-050-850-00	11 20		27 22
6281-129-008-00	27 18	6901-066-645-00	15 10	6909-164-508-00	11 22
6281-129-009-00	27 19	6901-910-612-00	5 25	6909-202-308-00	9 25
6281-129-010-00	27 4		7 4	6909-572-008-00	2 5
6281-129-011-00	27 5		12 5		24 5
6281-129-019-00	27 21		20 14	6909-830-212-00	1 12
6281-151-004-00	27 8		23 7	6909-902-299-00	5 21
6281-200-007-00	22 1	6901-910-625-00	16 7	6909-906-105-10	16 13
6281-211-004-00	28 2	6901-910-816-00	8 4	6909-920-843-00	9 17
6281-213-008-00	28 1		16 11		9 21
6281-214-006-00	28 13	6901-910-830-00	17 32		9 26
6281-222-007-00	28 3	6901-910-835-00	9 11		16 14
6281-229-021-00	28 5	6901-910-840-00	3 4		24 13

NUMERICAL INDEX

6003-097-150-0A

PART CODE	FIG. KEY	PART CODE	FIG. KEY	PART CODE	FIG. KEY
J061-210-015-00	17 23	6209-044-001-00	20 28	6211-312-001-20	9 28
J062-062-067-00	21 6	6209-046-001-00	9 16		24 14
J062-076-082-00	21 5	6209-050-001-00	9 33	6211-312-002-20	9 37
V211-560-802-00	3 3	6209-050-002-00	9 34		24 15
	9 14	6209-056-001-00	20 7	6211-319-002-00	9 39
	17 19	6209-300-002-00	17 18	6211-321-001-10	9 48
	17 27	6209-360-010-00	21 2	6211-322-003-00	9 49
	22 3	6209-360-028-10	2 6	6211-340-001-30	8 1
V211-560-802-50	4 3	6209-409-001-00	9 19	6211-342-001-30	8 2
V341-120-008-00	9 20	6209-409-003-00	11 18	6211-361-010-10	7 1
V411-260-006-00	20 35	6209-490-002-00	2 4	6211-510-001-00	5 10
V600-110-600-20	9 46	6209-500-003-00	9 17A	6211-511-003-00	5 11
V600-110-600-40	20 12	6209-580-002-10	20 31	6211-511-004-00	5 12
V600-110-620-30	9 47	6209-587-001-00	13 4	6211-540-001-00	6 1
	20 11	6209-605-004-00	1 4	6211-560-001-00	6 3
V682-200-000-60	1 9	6209-610-001-00	5 3	6211-599-001-10	5 13
V704-140-016-00	11 16	6209-610-002-10	9 4		6 2
V705-140-012-00	9 32	6209-625-001-00	5 14		6 4
V705-140-040-00	9 41		24 10	6211-715-002-00	1 5
V710-140-004-00	9 24	6209-625-002-00	9 5	6211-721-001-00	1 6
	20 21		24 12	6211-721-002-00	1 7
	20 25	6209-630-002-10	23 6	6211-751-001-10	2 2
V720-101-900-80	20 30		24 22	6211-760-012-20	5 29
V720-102-401-50	16 9	6209-740-001-00	9 27	6211-777-007-20	10 1
	24 17	6209-749-001-10	5 15	6212-111-010-10	13 1
V720-102-401-80	7 3		9 42	6212-114-010-10	14 1
V723-102-004-20	9 40	6209-788-001-00	5 27	6212-116-010-10	14 3
	24 16	6209-940-004-00	11 15	6212-121-005-00	13 2
V723-102-005-50	17 31	6211-110-011-40	1 1	6212-124-005-00	14 2
	24 21	6211-141-007-30	1 10	6212-126-005-00	14 4
1373-121-001-00	22 4		24 3	6212-211-001-10	13 3
3625-301-002-00	7 2	6211-150-007-00	1 2	6212-230-003-00	13 5
3625-540-004-00	9 22	6211-170-004-10	2 1	6212-235-001-00	13 6
6209-000-002-00	11 19	6211-173-003-00	2 3	6212-261-006-00	13 8
6209-000-003-00	1 11		24 4	6212-264-006-00	6 5
6209-000-004-00	5 2	6211-210-014-20	5 1	6212-266-006-00	6 6
6209-000-004-10	5 2A	6211-258-001-00	5 8	6212-310-008-00	15 1
6209-000-013-00	15 7		24 8	6212-310-008-10	15 1A
6209-009-001-00	16 6	6211-258-002-00	5 9	6212-330-013-30	15 5
6209-030-005-00	9 6		24 9	6212-333-001-00	15 6
6209-030-006-00	9 7	6211-291-001-10	5 23	6212-371-014-20	15 8
	17 28	6211-292-001-20	5 24	6212-379-001-00	15 9
6209-030-041-00	18 4		24 11	6212-511-002-00	12 1
6209-030-043-00	20 16	6211-310-006-20	9 1	6212-521-002-00	15 3
6209-031-083-00	22 5	6211-311-004-20	9 36	6212-522-003-00	12 2

PART CODE	FIG. KEY	PART CODE	FIG. KEY	PART CODE	FIG. KEY
6212-523-003-00	12 6	6213-619-005-00	17 16	6215-410-035-10	19 3
6212-524-002-00	20 9	6213-621-003-00	17 6	6215-410-036-10	19 4
6212-530-004-00	9 45	6213-622-002-10	17 5	6215-410-057-00	19 5
6212-531-005-10	5 6	6213-631-002-00	17 3	6215-412-001-20	21 1
6212-535-001-00	12 4	6213-631-005-00	17 4	6215-520-001-00	20 15
6212-535-002-00	20 13	6213-641-004-00	18 2	6215-526-001-10	20 17
6212-551-001-00	11 1	6213-642-002-00	17 7	6215-531-005-00	20 26
6212-552-001-00	11 2	6213-660-006-00	18 1	6215-541-001-00	20 18
6212-561-001-00	11 3	6213-669-002-00	18 3	6215-541-002-10	20 23
6212-563-001-00	11 4	6213-671-003-00	18 5	6215-541-003-10	20 27
6212-565-001-00	11 5	6213-674-006-10	22 2	6215-542-001-10	9 23
6212-569-002-00	1 8	6213-711-003-20	17 30	6215-542-002-00	20 20
	24 2	6213-716-001-40	17 24	6215-543-001-10	20 19
6212-571-001-10	11 6	6213-721-001-00	5 22	6215-546-001-00	9 18
6212-575-001-00	11 7	6213-721-003-00	17 25	6215-549-001-10	5 26
6212-600-002-00	11 8	6213-729-001-00	17 22	6215-549-003-00	20 22
6212-611-004-10	11 9	6213-743-002-10	17 26	6215-549-007-00	20 33
6212-616-002-00	11 17		24 20	6215-549-007-10	20 33A
6212-620-001-10	11 10	6214-111-011-20	3 1	6215-549-008-00	20 37
6212-621-002-10	11 11	6214-115-001-20	3 2	6215-549-021-00	20 32
6212-626-002-10	11 12		24 6	6215-549-029-00	20 24
6212-628-004-00	11 13	6214-141-022-00	4 1	6215-600-088-00	20 1
6212-628-005-00	11 14	6214-145-001-30	4 2	6215-611-002-00	26 1
6213-100-003-20	16 1		24 7	6215-612-002-00	26 34
6213-111-001-20	16 2	6215-300-005-00	19 1	6215-619-012-00	26 35
6213-120-003-00	16 3	6215-311-005-00	25 1	6215-619-013-00	26 37
6213-125-001-00	16 4	6215-315-002-00	19 2	6215-619-014-00	26 38
6213-140-002-00	16 8	6215-330-007-00	25 2	6215-619-015-00	26 39
6213-149-001-00	16 10	6215-332-002-00	25 16	6215-619-016-00	26 40
6213-160-002-00	9 29	6215-339-002-00	25 15	6215-619-017-00	26 41
6213-161-001-00	9 30	6215-342-002-00	25 3	6215-621-006-10	20 8
6213-164-001-00	9 31	6215-343-002-00	25 4	6215-622-002-00	26 12
6213-240-002-00	16 15	6215-345-044-00	25 5	6215-629-017-00	26 13
6213-311-003-10	16 12	6215-345-045-00	25 6	6215-629-018-00	26 14
6213-319-001-00	9 2	6215-345-046-00	25 7	6215-629-020-00	26 18
6213-610-005-30	17 1	6215-345-047-00	25 8	6215-629-021-00	26 19
6213-611-003-20	17 2	6215-345-048-00	25 9	6215-629-022-00	26 20
6213-612-004-00	17 9	6215-345-049-00	25 10	6215-629-023-00	26 21
6213-613-002-10	17 8	6215-345-050-00	25 11	6215-629-024-00	26 22
6213-614-003-10	17 12	6215-345-051-00	25 12	6215-629-025-00	26 23
6213-614-006-10	24 18	6215-345-052-00	25 13	6215-629-026-00	26 24
	17 17	6215-345-053-00	25 14	6215-629-027-00	26 25
	24 19	6215-355-003-00	25 18	6215-629-028-00	26 26
6213-619-002-00	17 11	6215-359-003-00	25 17	6215-629-029-00	26 27
6213-619-003-00	17 10	6215-359-004-00	25 19	6215-629-030-00	26 28

6003-097-150-0A

PART CODE	FIG. KEY	PART CODE	FIG. KEY	PART CODE	FIG. KEY
6215-629-031-00	26 29	6281-216-001-00	28 18	6901-066-645-00	15 10
6215-629-032-00	26 30	6281-217-001-00	28 16	6901-910-612-00	5 25
6215-629-033-00	26 31	6281-221-001-00	28 4		7 4
6215-629-034-00	26 32	6281-222-004-00	28 1		12 5
6215-631-004-00	26 2	6281-229-002-00	28 2		20 14
6215-634-002-00	26 15	6281-229-003-00	28 3		23 7
6215-635-002-00	26 8	6281-229-004-00	28 6	6901-910-625-00	16 7
6215-635-003-00	26 36	6281-229-005-00	28 5	6901-910-816-00	8 4
6215-637-002-00	26 33	6281-229-006-00	28 8		16 11
6215-639-006-00	26 16	6281-229-007-00	28 9	6901-910-830-00	17 32
6215-639-007-00	26 17	6281-229-008-00	28 11	6901-910-835-00	9 11
6215-641-002-00	26 3	6281-229-009-00	28 10	6901-910-840-00	3 4
6215-643-003-00	26 4	6281-229-010-00	28 14		9 10
6215-644-003-00	26 6	6281-229-011-00	28 15	6901-910-845-00	9 15
6215-649-003-00	26 5	6281-229-012-00	28 19		9 44
6215-649-004-00	26 7	6281-229-013-00	28 20		17 13
6215-649-005-00	26 9	6281-229-014-00	28 21	6901-911-020-00	8 3
6215-649-006-00	26 10	6281-229-015-00	28 22		10 2
6215-649-007-00	26 11	6281-229-016-00	28 23	6901-911-025-00	22 8
6219-732-002-00	23 4	6281-229-017-00	28 24	6902-050-815-00	9 38
6219-752-001-00	20 2	6281-229-018-00	28 25	6904-110-818-00	5 19
6219-752-002-00	20 3	6281-271-002-00	28 26	6904-110-840-00	5 18
6219-752-003-00	20 4	6281-410-002-20	23 3	6908-000-716-00	12 3
6219-752-004-00	20 5	6281-910-001-00	23 5		20 10
6219-752-005-00	20 6	6281-920-001-00	23 8	6908-000-750-00	15 4
6281-100-003-00	22 7	6281-971-001-10	23 1	6908-160-408-00	16 5
6281-111-002-00	27 1	6287-810-004-10	24 1	6908-160-510-00	5 17
6281-115-004-00	27 11	6509-000-084-00	9 8	6908-160-816-00	5 16
6281-116-002-00	27 2		9 43	6908-161-018-00	15 2
6281-118-001-00	27 9	6509-030-037-00	9 9	6909-110-406-00	5 28
6281-121-003-00	27 3	6509-360-912-10	21 3		9 35
6281-124-001-00	27 6	6509-605-019-10	5 5		20 34
6281-129-006-00	27 17		9 3	6909-110-408-00	27 23
6281-129-007-00	27 7	6513-770-022-10	17 29	6909-110-410-00	22 6
6281-129-008-00	27 18	6515-419-014-00	21 4	6909-110-508-00	9 12
6281-129-009-00	27 19	6581-117-007-00	27 10		11 21
6281-129-010-00	27 4	6581-123-011-00	27 12		17 14
6281-129-011-00	27 5	6581-129-092-00	27 15		17 20
6281-129-019-00	27 21	6581-129-096-00	27 16	6909-111-406-00	20 29
6281-151-004-00	27 8	6581-129-099-00	27 13	6909-111-508-00	27 20
6281-200-016-00	22 1	6581-129-100-00	27 14	6909-150-506-00	20 36
6281-213-003-00	28 7	6582-450-014-00	23 2	6909-150-508-00	9 13
6281-214-003-00	28 12	6894-240-902-00	13 7		17 15
6281-214-004-00	28 13	6894-453-344-00	5 20		17 21
6281-215-001-00	28 17	6901-050-850-00	11 20		27 22

NUMERICAL INDEX

1631-098-100-10

PART CODE	FIG. KEY	PART CODE	FIG. KEY	PART CODE	FIG. KEY
1323-220-012-00	19 10	1518-621-560-00	40 9	1593-102-504-00	2 4
1337-401-006-00	20 15	1524-122-001-00	20 6	1593-102-505-00	2 5
	24 18	1527-604-002-00	42 17	1593-103-054-00	3 2
	54 46	1544-104-204-00	3 9	1593-103-500-10	3 1
1342-402-006-00	4 14		3 14	1593-104-004-00	3 18
1376-121-001-00	29 24	1544-104-205-00	3 10	1593-104-500-00	3 6
1376-606-005-00	41 17		3 15	1593-104-502-00	3 7
1383-452-001-00	22 12	1560-104-010-40	2 16	1593-105-213-10	4 10
1386-241-002-00	21 4	1560-132-007-30	20 14	1593-112-002-50	5 5
	21 10	1560-664-250-00	44 17	1593-112-003-20	5 8
	35 4		45 22	1593-112-051-30	5 4
1415-120-006-00	17 22	1560-664-252-00	44 18	1593-112-200-00	5 1
	20 16		45 23	1593-112-222-00	5 9
1415-120-020-00	32 30	1560-664-253-00	44 19	1593-112-510-30	5 3
	32 34		45 24	1593-112-520-10	5 12
1415-125-021-00	24 20	1564-512-001-00	30 2	1593-117-001-40	6 3
	54 48		31 2	1593-117-003-10	6 6
1416-209-005-00	7 16	1564-654-213-00	43 19	1593-117-200-20	6 1
1416-600-057-00	40 9A	1575-104-202-00	3 12	1593-117-510-20	6 2
1421-903-010-00	52 7	1575-623-009-00	44 2	1593-122-051-00	7 1
1424-101-203-00	2 17		45 2	1593-203-058-20	11 2
1424-101-204-00	2 18	1575-623-010-00	44 3	1593-304-008-00	18 3
1425-621-004-00	2 9		45 3	1593-304-051-20	18 1
	3 4	1581-621-290-00	44 15	1593-304-053-10	18 6
	34 28		45 20	1593-304-054-10	18 4
1427-111-006-00	4 16A	1581-740-116-00	39 8	1593-304-055-10	18 7
	4 20A	1588-105-210-00	4 5	1593-304-057-10	18 8
1427-130-260-00	22 31	1593-101-003-20	1 6	1593-307-051-20	18 12
1427-601-003-00	22 4	1593-101-009-10	1 12	1593-307-052-10	18 13
1427-621-002-10	5 2	1593-101-011-10	1 13		
1427-621-012-00	30 7	1593-101-012-00	1 14		18 17
	31 7		17 5	1593-307-053-10	18 14
	40 2	1593-101-220-40	1 2		18 18
1427-934-013-00	51 13	1593-102-001-10	2 10	1593-310-054-20	19 6
1427-941-016-00	51 20	1593-102-002-10	2 11	1593-310-520-20	19 4
1432-242-004-00	37 14	1593-102-003-20	2 14	1593-310-540-00	19 9
1435-201-220-00	13 6	1593-102-004-20	2 15	1593-312-056-20	20 18
1444-122-002-00	20 12	1593-102-005-30	2 6		20 27
1444-601-015-00	43 14	1593-102-006-50	2 21	1593-317-201-00	21 2
1444-621-008-00	41 20	1593-102-009-10	2 23	1593-317-210-00	21 1
1444-621-311-00	43 6	1593-102-011-00	2 7	1593-332-051-20	22 9
1444-621-312-00	43 7	1593-102-012-00	2 22	1593-332-051-30	22 9A
1480-207-011-00	32 8	1593-102-500-10	2 1	1593-332-052-10	22 7
	33 8	1593-102-502-00	2 2	1593-332-053-00	22 8
1488-611-001-00	41 9A	1593-102-503-00	2 3	1593-332-061-00	22 2

PART CODE	FIG. KEY	PART CODE	FIG. KEY	PART CODE	FIG. KEY
1593-332-520-20	22 1	1593-403-510-70	29 2	1593-555-011-00	37 18
1593-332-520-30	22 1A	1593-403-510-80	29 2A		50 6
1593-333-500-30	22 14	1593-406-004-00	30 14	1593-555-013-00	37 22
1593-334-051-30	22 20		31 10		50 9
1593-334-054-20	22 19	1593-406-005-10	30 13	1593-601-008-20	39 11
1593-334-054-30	22 19A		31 9	1593-601-008-30	39 11A
1593-334-055-00	22 21	1593-406-006-00	30 17	1593-601-009-00	38 10
1593-334-056-40	22 18		31 13	1593-601-054-00	39 14
1593-334-056-50	22 18A	1593-406-008-00	30 5	1593-601-061-40	39 13
1593-334-300-10	22 25		31 5	1593-601-064-20	39 5
1593-334-300-20	22 25A	1593-406-240-10	30 16	1593-601-065-10	30 4
1593-334-310-00	22 27		31 12		31 4
1593-334-310-10	22 27A	1593-406-250-00	30 12	1593-601-067-10	38 3
1593-334-310-20	22 27B		31 8	1593-601-067-20	38 3A
1593-335-058-00	22 33	1593-406-500-10	31 1	1593-601-067-30	38 3B
1593-335-500-30	22 29	1593-406-500-20	31 1A	1593-601-068-10	38 5
1593-335-500-40	22 29A	1593-406-500-30	31 1B		38 11
1593-335-500-50	22 29B	1593-407-002-00	32 6	1593-601-069-00	30 3
1593-341-008-00	25 23		33 6		31 3
	54 72	1593-407-004-40	32 3	1593-601-071-00	38 4
1593-341-009-00	25 24		33 3	1593-601-072-00	38 5A
	54 73	1593-407-006-00	32 7		38 11A
1593-341-012-10	25 25		33 7	1593-601-073-00	39 7
	54 74	1593-407-007-10	33 15	1593-601-074-00	39 6
1593-342-001-00	25 1	1593-407-051-60	33 1	1593-601-271-20	38 19
	27 1	1593-407-200-40	33 5	1593-601-271-30	38 19A
	54 50	1593-407-510-50	32 11	1593-601-510-00	39 1
1593-351-001-00	27 3		33 11	1593-601-510-10	39 1A
1593-401-009-00	1 16	1593-407-520-30	33 16	1593-601-510-20	39 1B
1593-401-071-40	28 3	1593-407-530-30	32 18	1593-601-524-10	39 2
1593-401-071-50	28 3A		33 18	1593-601-525-10	39 3
1593-402-051-10	28 10	1593-407-530-40	32 18A	1593-601-561-20	38 17
1593-402-210-00	28 9		33 18A	1593-601-561-30	38 17A
1593-402-510-40	28 13	1593-411-001-10	35 6	1593-601-581-20	38 20
1593-403-001-10	29 11	1593-411-052-20	35 7	1593-601-581-30	38 20A
1593-403-003-10	29 10	1593-411-053-10	35 8	1593-606-006-10	40 5
1593-403-004-10	29 3	1593-411-053-20	35 8A		42 14
1593-403-005-00	29 28	1593-411-201-00	35 1	1593-611-001-00	41 14B
1593-403-007-20	29 22	1593-411-610-10	35 2	1593-611-011-10	41 2
1593-403-009-00	29 4	1593-553-003-20	36 2	1593-611-011-20	41 2A
1593-403-052-30	29 15	1593-553-007-20	36 7	1593-611-012-00	41 9
1593-403-056-30	29 16	1593-553-540-40	36 1	1593-611-013-00	41 10
1593-403-056-40	29 16A	1593-553-540-50	36 1A	1593-611-014-00	41 16
1593-403-500-70	29 1	1593-553-550-10	36 6	1593-611-058-00	41 13
1593-403-500-80	29 1A	1593-553-670-30	36 12	1593-611-200-20	41 8

1631-098-100-10

PART CODE	FIG. KEY	PART CODE	FIG. KEY	PART CODE	FIG. KEY
1593-611-200-30	41 8A	1593-901-009-00	47 8		9 8
1593-611-200-40	41 8B		51 22		10 9
1593-611-200-50	41 8C	1593-901-009-10	51 22A	1608-201-004-20	8 13
1593-612-005-00	42 2	1593-901-015-00	47 12		9 13
1593-612-220-10	42 6		48 10		10 14
1593-612-230-00	42 9A		50 2	1608-201-005-10	8 17
1593-616-004-20	40 3	1593-901-200-00	50 1		9 17
	42 11	1593-904-001-00	51 1		10 18
1593-621-001-40	43 9	1593-904-003-00	51 3	1608-201-006-20	8 26
1593-621-250-10	43 4	1593-904-007-00	51 5		9 26
1593-621-252-00	43 5	1593-905-001-00	51 8		10 27
1593-621-510-30	43 2	1593-905-003-00	51 10	1608-201-008-10	8 29
1593-622-001-10	43 22	1593-905-007-00	51 12		9 29
1593-622-211-10	43 12	1593-906-001-00	51 15		10 30
1593-622-240-00	43 18	1593-906-003-00	51 17	1608-201-011-20	8 35
1593-622-250-00	43 17	1593-906-007-00	51 19		9 35A
1593-622-260-10	43 15	1593-907-001-00	52 1		10 36A
1593-622-270-00	43 20	1593-907-003-00	52 3	1608-201-013-00	8 27
1593-622-330-00	43 16	1593-907-005-00	52 5		9 27
1593-623-001-00	5 16	1593-907-007-00	52 6		10 28
	44 9	1593-907-007-10	52 6A	1608-201-200-20	8 24
	45 14	1600-112-231-00	5 14		9 24
1593-623-002-00	44 8	1600-112-232-00	5 10		10 25
	45 13		5 15	1608-203-002-30	11 4
1593-623-003-00	44 10	1600-505-007-00	6 9	1608-203-200-00	11 1
	45 15	1600-902-023-00	51 6	1608-205-200-10	12 1
1593-623-270-00	41 3	1608-105-001-40	4 20	1608-205-206-10	12 5
1593-623-270-10	41 3A	1608-105-002-10	4 23	1608-205-208-00	12 6
1593-623-272-00	41 4	1608-105-221-00	4 8	1608-205-222-00	12 7
1593-623-273-00	41 5	1608-105-223-00	4 15	1608-205-224-00	12 8
1593-623-502-00	44 5		4 19	1608-205-229-00	12 9
	45 5		4 24A	1608-205-231-00	12 10
1593-623-503-00	44 4	1608-105-230-00	4 2	1608-205-265-00	12 2
	45 4	1608-105-241-00	4 11	1608-205-284-00	12 3
1593-623-504-00	44 7		4 24	1608-206-001-00	13 4
	45 7	1608-122-002-10	7 13	1608-206-002-00	14 26
1593-623-520-00	44 20	1608-122-003-00	7 5	1608-206-003-10	14 30
	45 25	1608-122-004-00	7 2	1608-206-004-00	14 31
	54 28	1608-122-200-50	7 6	1608-206-005-00	14 33A
1593-623-610-00	45 8	1608-122-210-20	7 7	1608-206-200-30	13 1
1593-630-200-10	46 1	1608-122-220-20	7 8	1608-206-210-20	13 13
1593-630-210-00	46 3	1608-122-230-10	7 15	1608-206-240-00	14 19
1593-630-211-00	46 4	1608-201-001-40	8 1	1608-206-241-00	14 20
1593-630-220-10	46 7		9 1	1608-207-003-20	16 14
1593-630-300-00	46 2	1608-201-002-30	8 8	1608-207-004-10	16 5

PART CODE	FIG. KEY	PART CODE	FIG. KEY	PART CODE	FIG. KEY
1608-207-006-10	16 15	1608-341-013-00	54 57	1608-553-210-00	36 16
1608-207-007-10	17 9		25 14	1608-554-001-00	37 11
1608-207-008-00	17 10		54 63	1608-554-002-00	37 15
1608-207-009-20	17 16	1608-341-014-10	25 15	1608-554-200-10	37 1
	17 17		54 64	1608-554-210-10	37 4
1608-207-011-00	15 7	1608-341-015-00	25 16	1608-554-600-20	37 7
1608-207-012-00	15 17		54 65	1608-606-200-20	40 1
1608-207-014-00	16 21	1608-341-016-00	25 18	1608-606-200-30	40 1A
1608-207-200-30	15 1		54 67	1608-606-200-40	40 1B
1608-207-210-20	15 6	1608-341-021-10	24 12	1608-616-001-10	42 15
1608-207-220-20	15 12		54 40	1608-616-002-20	42 16
1608-207-230-00	15 16	1608-341-023-00	24 7	1608-616-200-20	42 10
1608-207-240-20	16 1		54 35	1608-621-500-10	43 1
1608-207-250-20	16 9	1608-341-025-10	24 19	1608-623-500-30	44 1
1608-207-260-20	16 19		54 47	1608-623-500-40	44 1A
1608-207-270-10	17 1	1608-341-026-00	23 5	1608-623-500-50	44 1B
1608-207-280-10	15 21		54 5	1608-623-600-00	45 1
1608-207-290-00	17 4	1608-341-027-00	25 4	1608-623-600-10	45 1A
1608-207-310-00	16 4		54 53	1608-623-600-20	45 1B
1608-208-200-00	17 19	1608-341-200-00	25 3	1608-901-003-10	47 11
1608-304-001-00	18 2		54 52		48 9
1608-307-200-10	18 11	1608-341-210-30	23 1		49 7
1608-307-210-10	18 15		54 1	1608-901-004-00	47 5
1608-310-001-30	19 7	1608-341-220-20	23 13	1608-904-001-00	51 2
1608-310-002-00	19 2		54 13	1608-904-001-10	51 2A
1608-310-200-10	19 1	1608-341-230-20	24 1	1608-904-006-00	51 4
1608-312-002-10	20 8		54 23	1608-905-001-00	51 9
1608-312-003-30	20 11	1608-341-240-20	24 4	1608-905-001-10	51 9A
1608-312-003-40	20 11A		54 26	1608-905-006-00	51 11
1608-312-005-00	20 4	1608-341-240-30	24 4A	1608-906-001-00	51 16
1608-312-006-20	20 19		54 27	1608-906-001-10	51 16A
1608-312-200-30	20 1	1608-341-260-30	24 10	1608-906-006-00	51 18
1608-312-200-40	20 1A		54 38	1608-907-001-10	52 2
1608-312-210-20	20 5	1608-341-270-00	54 26A	1608-907-002-00	52 4
1608-312-220-00	20 17	1608-341-300-30	26 1	1614-922-200-10	53 1
1608-313-200-10	20 23	1608-341-300-40	26 1A	1631-101-210-00	1 1
1608-341-001-20	23 4	1608-341-310-30	25 12	1631-104-001-00	3 17
	54 4		54 61	1631-104-200-00	3 11
1608-341-003-20	23 10	1608-341-320-10	25 20	1631-105-002-00	4 16
	54 10		54 69	1631-105-201-00	4 9
1608-341-006-10	23 17	1608-341-330-00	23 20	1631-105-201-10	4 9A
	54 17		54 20	1631-105-202-00	4 8A
1608-341-008-00	23 22	1608-553-200-20	36 11	1631-201-001-00	10 1
	54 22	1608-553-200-30	36 11A	1631-201-200-00	9 35
1608-341-012-00	25 8	1608-553-200-40	36 11B		10 36

1631-098-100-10

PART CODE	FIG. KEY	PART CODE	FIG. KEY	PART CODE	FIG. KEY
1631-203-001-00	11 8	1631-611-210-10	41 1A		9 22
1631-203-200-00	11 11	1631-611-210-20	41 1B		10 23
1631-206-200-00	13 9	1631-612-001-10	42 1	2144-117-002-00	41 18A
1631-401-200-30	28 1	1631-901-001-10	47 1	2144-409-210-10	34 11
1631-401-200-40	28 1A		48 1	2145-480-001-00	32 27
1631-401-200-50	28 1B		49 1	2145-480-200-00	32 26
1631-401-300-00	28 5	1631-901-002-10	47 2	2157-410-001-00	34 29
1631-401-310-00	28 7		48 2	2500-901-027-00	47 9
1631-403-001-10	29 26		49 2		48 7
1631-403-001-20	29 26A	1631-901-003-00	47 3		50 4
1631-403-200-00	29 19	1631-901-003-10	47 3A	2502-105-002-00	4 23A
1631-406-200-20	30 1		49 3	2502-407-001-10	22 2A
1631-406-200-30	30 1A	1631-901-005-00	47 6	2502-901-004-20	47 4
1631-406-200-40	30 1B		48 5		48 4
1631-406-200-50	30 1C	1631-901-005-10	47 6A		49 4
1631-406-220-00	30 21		48 5A	2706-501-003-00	42 7
1631-406-230-00	30 24		49 5	2706-501-004-00	42 8
1631-407-001-00	32 23	1631-901-007-00	48 3	3517-205-007-00	24 2
1631-407-002-00	32 32	1631-901-007-10	48 3A		54 24
1631-407-003-00	32 33	1631-910-001-00	52 8	3543-350-001-00	34 22
1631-407-004-00	32 27A	1631-910-001-10	52 8A	3560-201-015-00	42 4
1631-407-201-10	32 1	1631-910-002-00	52 9	3600-201-013-00	20 24
1631-407-202-00	32 5	1631-910-003-00	52 10	3610-631-002-00	38 8
1631-407-203-00	32 15	1631-910-004-00	52 11	3614-261-002-00	43 8
1631-407-210-00	32 16	1631-910-005-00	52 12	3621-702-003-00	29 7
1631-407-220-10	32 29	1631-910-005-10	52 12A	3623-820-013-00	28 4
1631-407-300-00	32 26A	1631-910-006-00	52 13	3625-212-007-00	29 17
1631-408-001-10	34 18	1631-910-007-00	52 14	3626-276-003-00	5 17
1631-408-002-00	34 24	1636-901-009-00	47 10	3631-221-001-00	1 9
1631-408-003-00	34 17		48 8	3631-270-003-00	43 21
1631-408-210-00	34 20		50 3	3631-350-201-10	34 14
1631-555-001-00	37 19	1636-901-015-00	47 13	3631-353-001-10	8 32
	37 20		48 11		9 32
	50 7	1640-903-013-00	51 24		10 8
1631-555-002-00	37 21	1640-903-016-00	51 14		10 33
	50 8	1640-903-033-00	51 23	3631-353-002-10	14 32
1631-555-200-00	50 5	1640-903-036-00	51 7	3631-671-003-00	15 20
1631-601-001-10	38 13	1640-904-013-00	51 25	3640-350-006-10	34 9
1631-601-002-00	38 15	1640-904-016-00	51 21	3640-711-001-00	41 14A
1631-601-002-10	38 15A	1640-905-013-00	52 12B	3643-586-001-00	4 29
1631-601-003-00	38 16	1640-905-016-00	52 15	3646-703-001-00	22 5
1631-601-003-10	38 16A	2111-101-011-00	8 31	3648-703-001-00	22 5A
1631-601-004-10	38 2		9 31	3650-261-261-00	45 9
1631-601-200-10	38 1		10 32	3650-262-202-00	44 6
1631-611-210-00	41 1	2137-223-004-00	8 22		45 6

PART CODE	FIG. KEY	PART CODE	FIG. KEY	PART CODE	FIG. KEY
3650-270-214-00	46 8		45 16	K130-003-000-00	34 1
3652-261-202-00	43 3	3768-185-022-10	14 21	K130-003-003-00	34 2
3656-115-001-00	5 13		34 19	K130-003-004-00	34 5
3656-221-001-10	15 15	3908-170-020-00	40 6	K182-002-002-00	14 23
	37 8		42 13	K182-032-000-00	14 22
3656-354-004-10	14 33	4106-105-303-00	6 5	K182-032-002-00	14 24
3659-310-004-00	4 28		22 15	K182-032-003-00	14 25
3661-212-001-00	2 27		24 5	K211-004-007-00	14 8
	17 23		54 33	K211-012-000-00	14 1
	34 26	4301-210-002-00	38 12	K211-012-003-00	14 3
3664-276-001-00	38 6		43 13	K211-012-005-00	14 5
	42 18	4319-911-001-00	53 4	K211-012-006-00	14 6
	44 24	6213-200-002-10	4 1	K211-012-007-00	14 7
	45 29	6219-755-001-00	4 4	K211-012-008-00	14 11
	54 29	6901-045-895-00	9 18	K211-012-009-00	14 4
3664-351-006-00	14 18		10 19	K211-012-011-00	14 14
3666-202-005-00	1 16A	7955-201-026-00	8 23	K211-012-100-00	14 2
	28 2		9 23	K250-034-000-30	34 15
3667-354-220-00	14 34		10 24	P103-112-002-00	42 9
3667-354-230-00	14 35	8523-202-241-00	21 7	V111-163-002-00	44 21
3670-375-220-00	34 27	8523-202-242-00	21 8		45 26
3728-552-008-00	24 16	8592-011-204-00	7 9		54 30
	54 44	J061-114-024-00	8 28	V120-266-001-20	14 15
3737-113-005-00	8 6		9 28	V120-266-002-50	14 9
	9 6		10 29	V120-366-001-60	38 18
3737-122-001-00	10 6		34 23		38 21
	23 15		34 25		44 12
	54 15		34 30		44 16
3737-172-009-00	39 10	J061-209-011-00	4 18		45 17
3737-172-010-00	4 27		4 22		45 21
	34 31A	J061-210-012-00	4 12	V201-260-803-50	15 4
	43 23		4 17	V201-260-804-00	34 6
	44 13		4 21	V201-260-805-00	17 6
	45 18		4 25		24 13
3737-172-011-00	1 5		4 30		54 41
	30 9	J061-210-015-00	2 20	V201-260-806-00	14 16
	31 18	J061-211-013-00	4 13	V201-260-809-50	8 18
3746-172-013-00	34 31		4 26		9 18A
	46 9	J061-232-040-00	2 12		10 19A
3746-185-014-00	32 28	J061-238-046-00	2 13	V201-460-802-00	7 11
	44 14	J061-247-055-00	3 19	V201-460-804-50	7 3
	45 19	J062-081-087-00	4 31	V201-461-003-00	8 33
3748-185-103-00	14 36	J062-104-111-00	8 30		9 33
3756-315-001-00	41 14		9 30		10 34
3768-172-007-00	44 11		10 31	V203-461-002-00	1 3

1631-098-100-10

PART CODE	FIG. KEY	PART CODE	FIG. KEY	PART CODE	FIG. KEY
V203-461-002-50 V210-260-601-20	5 19 22 34 7 14 22 32 23 6	V211-260-802-50	30 22 30 25 54 55 54 60 1 15		8 36 9 36 10 37 23 7 24 21
V210-250-601-60	32 4 33 4 39 12 54 6 6 4	V211-260-803-00	37 23 50 10 8 19 9 19 10 20	V211-561-002-50	27 4 54 7 54 49 36 13 36 14
	22 26 32 24 34 13 43 10 46 5	V211-260-804-00	25 7 54 56 8 20 9 20 10 21	V211-561-003-00 V211-560-802-00 V251-261-004-5C	36 17 36 15 3 5 8 7 9 7
V210-260-602-00 V210-360-601-20 V210-360-601-60	13 16 43 11 23 21 54 21 4 6	V211-260-804-50 V211-261-002-00	34 8 14 13 28 14 32 2 33 2	V271-160-602-50 V300-250-005-00 V301-260-006-00	10 7 3 8 3 13 40 10 1 10
V210-360-602-00	22 30 38 7 30 8 30 15 31 11	V211-261-002-50	34 21 20 7 22 28 25 2 27 2	V304-260-008-00	5 6 22 13 41 6 45 10 1 7
V211-260-801-20 V211-260-801-60	31 17 38 9 4 3 5 11 8 16	V211-261-004-50 V211-360-801-60	30 6 31 6 54 51 12 11 13 12		15 5 17 8 20 13 24 15 24 17
	9 16 10 17 13 5 19 3 28 6	V211-360-802-00	17 18 30 10 31 19 40 8 2 8		37 13 39 15 41 18 54 43 54 45
V211-260-802-00	28 8 32 25 8 25 9 25 10 26		2 19 3 16 5 7 32 17 33 17	V304-260-010-00	2 25 6 7 12 13 15 11 16 8
	13 15 16 20 20 20 25 6 25 11	V211-361-002-00 V211-561-001-60 V211-561-002-00	5 18 8 37 9 37 10 38 3 3	V304-460-008-00 V304-460-010-00 V305-260-010-00	16 18 17 11 7 12 21 5 41 15

PART CODE	FIG. KEY	PART CODE	FIG. KEY	PART CODE	FIG. KEY
V305-260-012-00	53 3		8 21	V411-260-010-00	2 26
V305-260-020-00	36 8		9 21		5 21
V328-262-110-00	29 12		10 22		6 8
	29 23		34 7		15 8
	30 18		37 12		17 14
V328-262-112-00	31 14	V401-160-010-00	39 16		17 20
	29 8		41 19		20 21
	29 29		1 4		20 25
	32 19		5 20		22 16
	33 19		8 34		30 19
V331-460-010-00	23 11		9 34	V411-260-012-00	31 15
	23 18		10 35		41 11
	54 11		12 12		15 10
	54 18		18 5		15 13
V332-260-012-00	29 27		21 6		15 18
V334-260-010-00	29 18		22 35		32 20
V350-160-004-00	39 4		23 12		33 20
V350-160-006-00	38 14		23 19		37 5
V360-260-006-00	4 7		29 13	V411-260-014-00	14 27
	40 12		54 12		17 2
V361-260-006-00	46 6	V401-160-012-00	54 19		36 4
V363-260-008-00	39 9		29 30		36 9
	14 17		32 21		37 9
	19 8	V401-260-005-00	33 21	V411-260-018-00	29 5
	24 6		40 11	V411-260-020-00	16 12
	30 11	V411-260-003-00	44 23		37 2
	30 23		45 28	V500-162-501-50	6 11
	30 26		54 32		24 9
	31 20	V411-260-006-00	6 10		42 5
	40 7		45 11		54 37
V363-260-010-00	54 34	V411-260-008-00	15 22	V500-162-502-00	29 14
	2 24		16 6		29 25
	36 3		16 16		30 20
V401-160-003-00	44 22		17 7		31 16
	45 27		17 12	V500-163-001-50	15 23
V401-160-006-00	54 31		20 9		16 7
	1 11		22 10		16 17
	16 3		24 8		17 13
	16 11		24 14		20 10
	20 3		37 16		22 11
V401-160-008-00	41 7		40 4		37 17
	45 12		42 3	V500-163-002-00	15 9
	1 8		42 12		15 14
	7 4		54 36		15 19
	7 17		54 42		17 15

1631-098-100-10

PART CODE	FIG. KEY	PART CODE	FIG. KEY	PART CODE	FIG. KEY
	17 21 20 22 20 26 37 6 37 10	V653-430-403-00	8 2 8 9 9 2 9 9 10 2	V720-103-502-60 V720-103-502-80 V720-103-503-00 V721-103-103-00 V721-103-104-50	13 8 13 10 13 11 11 5 8 15
V500-163-002-50	41 12 14 28 17 3 22 17 24 3	V654-418-221-60 V704-140-012-00	10 10 25 17 54 66 23 14 54 14	 V721-103-105-50 V723-102-004-00	9 15 10 16 11 6 14 12 34 10
	29 9 29 31 32 22 33 22 36 5	V704-140-015-00	22 3 22 6 23 16 24 11 54 16	V723-102-005-60 V740-120-350-80 V740-130-420-80	34 4 9 14 10 15 8 5 8 12
V500-163-003-00 V500-164-003-00	36 10 54 25 16 13 37 3 14 29	V704-140-016-00 V704-140-017-00 V704-140-025-00	54 39 18 9 19 5 11 3 22 23	 V742-120-420-60	9 5 9 12 10 5 10 13 32 10
V580-140-502-50 V580-140-503-20 V580-140-602-50 V600-110-600-40	25 19 54 68 29 6 15 2 25 13	V705-140-020-00 V705-140-030-00 V705-140-035-00 V705-140-040-00	7 10 12 4 23 9 54 9 29 21	V744-115-250-70 V744-120-350-70	33 10 34 3 8 14 9 14A 10 15A
V600-110-600-50	25 21 33 12 54 62 54 70 11 7	V705-140-042-00	8 3 8 10 9 3 9 10 10 3	V744-120-350-80 V744-130-420-80	25 5A 54 54 25 5 8 4 8 11
V600-110-600-70 V600-110-620-40 V600-110-620-50	25 22 54 71 11 9 32 12 11 10	 V705-140-047-00	10 11 32 9 33 9 33 14 22 24	 V744-135-550-80	9 4 9 11 10 4 10 12 25 9
V600-110-620-70 V600-110-630-40 V600-110-630-50 V600-140-600-40 V600-140-620-40	18 10 11 13 11 12 33 13 32 13	V706-140-040-00 V720-101-900-60 V720-102-401-50	32 14 32 31 14 10 23 2 54 2	V760-150-000-00	54 58 20 2 23 3 28 11 54 3
V600-150-600-50 V600-150-620-20 V600-150-620-30 V600-150-620-50	22 22 23 8 54 8 29 20 35 5	V720-102-401-60 V720-102-401-80 V720-102-402-20 V720-103-502-40	34 12 13 2 13 14 13 3 13 7	V762-150-000-00 V780-140-000-2T V781-100-000-40	16 2 16 10 28 12 34 16 25 10

ALPHABETICAL INDEX

1631-098-100-10

DESCRIPTION	FIG. KEY	DESCRIPTION	FIG. KEY
ADAPTER	8 32	BAND, HARNESS	44 13
ADAPTER	9 32	BAND, HARNESS	45 18
ADAPTER	10 8	BAND, HARNESS	34 31
ADAPTER	10 33	BAND, HARNESS	46 9
ADAPTER	14 32	BAND, HOSE	32 28
ADAPTER, FILTER/A	14 30	BAND, HOSE	44 14
ADAPTER, FILTER/B	14 31	BAND, HOSE	45 19
ADAPTER, STRAIGHT	8 22	BAND, WIRE/250	4 14
ADAPTER, STRAIGHT	9 22	BAR, PTO COMP	22 25
ADAPTER, STRAIGHT	10 23	BAR, PTO COMP	22 25A
ADAPTER/45°	34 14	BATTERY	5 1
ADAPTER/90	14 21	BEARING, BALL THRUST	29 4
ADAPTER/90	34 19	BEARING, NR/TA3030Z	8 2
ADAPTER/90 ORIFICE	14 19	BEARING, NR/TA3030Z	8 9
ARM(PTO) ASSY	22 1A	BEARING, NR/TA3030Z	9 2
ARM, BRAKE	19 7	BEARING, NR/TA3030Z	9 9
ARM, BRAKE COMP	20 1	BEARING, NR/TA3030Z	10 2
ARM, BRAKE COMP	20 1A	BEARING, NR/TA3030Z	10 10
ARM, CONTROL ASSY	37 7	BEARING, RB/6004	25 13
ARM, DRAG COMP	32 18	BEARING, RB/6004	25 21
ARM, DRAG COMP	33 18	BEARING, RB/6004	33 12
ARM, DRAG COMP	32 18A	BEARING, RB/6004	54 62
ARM, DRAG COMP	33 18A	BEARING, RB/6004	54 70
ARM, HOOD	39 13	BEARING, RB/6004S	33 13
ARM, HCOK COMP	17 4	BEARING, RB/6005	11 7
ARM, HST/F COMP	16 1	BEARING, RB/6005SS	22 22
ARM, HST/REVERSE COMP	16 9	BEARING, RB/6007	25 22
ARM, KNUCKLE/LH COMP	29 1	BEARING, RB/6007	54 71
ARM, KNUCKLE/LH COMP	29 1A	BEARING, RB/6202SS	23 8
ARM, KNUCKLE/RH COMP	29 2	BEARING, RB/6202SS	54 8
ARM, KNUCKLE/RH COMP	29 2A	BEARING, RB/6203SS	29 20
ARM, LIFT COMP	37 1	BEARING, RB/6204	11 9
ARM, PEDAL COMP	20 5	BEARING, RB/6204	32 12
ARM, PITMAN COMP	29 19	BEARING, RB/6204S	32 13
ARM, PTO ASSY	22 1	BEARING, RB/6205	11 10
ARM, PTO REAR/40	24 12	BEARING, RB/6205SS	35 5
ARM, PTO REAR/40	54 40	BEARING, RB/6207	18 10
ARM, TENSION COMP	23 13	BEARING, RB/6304	11 13
ARM, TENSION COMP	54 13	BEARING, RB/6305	11 12
AXLE, FRONT ASSY	28 9	BEARING, RB/7004	32 6
BAND	44 10	BEARING, RB/7004	33 6
BAND	45 15	BEARING, RB/7202	32 7
BAND, HARNESS	4 27	BEARING, RB/7202	33 7
BAND, HARNESS	34 31A	BELT, VB038	22 19
BAND, HARNESS	43 23	BELT, VC031	23 22

DESCRIPTION	FIG. KEY	DESCRIPTION	FIG. KEY
BELT, VC031	54 22	BOLT, S/M6X16	34 13
BELT/YB038	22 19A	BOLT, S/M6X16	43 10
BOLT	7 16	BOLT, S/M6X16	46 5
BOLT	5 9	BOLT, S/M6X20	13 16
BOLT	5 14	BOLT, S/M6X20	43 11
BOLT	32 27	BOLT, S/M8X12	38 9
BOLT	38 12	BOLT, S/M8X16	4 3
BOLT	43 13	BOLT, S/M8X16	5 11
BOLT	9 18	BOLT, S/M8X16	8 16
BOLT	10 19	BOLT, S/M8X16	9 16
BOLT STUD, SEAL	8 7	BOLT, S/M8X16	10 17
BOLT STUD, SEAL	9 7	BOLT, S/M8X16	13 5
BOLT STUD, SEAL	10 7	BOLT, S/M8X16	19 3
BOLT, BATTERY	5 5	BOLT, S/M8X16	28 6
BOLT, CONNECTOR/PF1/2	13 4	BOLT, S/M8X16	28 8
BOLT, KNOB	41 13	BOLT, S/M8X16	32 25
BOLT, S/M10X16	8 37	BOLT, S/M8X20	8 25
BOLT, S/M10X16	9 37	BOLT, S/M8X20	9 25
BOLT, S/M10X16	10 38	BOLT, S/M8X20	10 26
BOLT, S/M10X20	28 14	BOLT, S/M8X20	13 15
BOLT, S/M10X20	32 2	BOLT, S/M8X20	16 20
BOLT, S/M10X20	33 2	BOLT, S/M8X20	20 20
BOLT, S/M10X20	34 21	BOLT, S/M8X20	25 6
BOLT, S/M10X25	20 7	BOLT, S/M8X20	25 11
BOLT, S/M10X25	22 28	BOLT, S/M8X20	30 22
BOLT, S/M10X25	26 2	BOLT, S/M8X20	30 25
BOLT, S/M10X25	27 2	BOLT, S/M8X20	54 55
BOLT, S/M10X25	30 6	BOLT, S/M8X20	54 60
BOLT, S/M10X25	31 6	BOLT, S/M8X25	1 15
BOLT, S/M10X25	54 51	BOLT, S/M8X25	37 23
BOLT, S/M10X25	36 13	BOLT, S/M8X25	50 10
BOLT, S/M10X25	36 14	BOLT, S/M8X30	9 19
BOLT, S/M10X25	36 17	BOLT, S/M8X30	10 20
BOLT, S/M10X30	36 15	BOLT, S/M8X30	25 7
BOLT, S/M10X45	12 11	BOLT, S/M8X30	54 56
BOLT, S/M6X12	7 14	BOLT, S/M8X40	8 20
BOLT, S/M6X12	22 32	BOLT, S/M8X40	9 20
BOLT, S/M6X12	23 6	BOLT, S/M8X40	10 21
BOLT, S/M6X12	32 4	BOLT, S/M8X40	34 8
BOLT, S/M6X12	33 4	BOLT, S/M8X45	14 13
BOLT, S/M6X12	39 12	BOLT, SP/M10X20	5 18
BOLT, S/M6X12	54 6	BOLT, SP/M6X12	23 21
BOLT, S/M6X16	6 4	BOLT, SP/M6X12	54 21
BOLT, S/M6X16	22 26	BOLT, SP/M6X16	4 6
BOLT, S/M6X16	32 24	BOLT, SP/M6X16	22 30

1631-098-100-10

DESCRIPTION	FIG. KEY	DESCRIPTION	FIG. KEY
BOLT, SP/M6X16	38 7	BOLT/M8X60	14 16
BOLT, SP/M6X20	30 8	BOLT/M8X95	8 18
BOLT, SP/M6X20	30 15	BOLT/M8X95	9 18A
BOLT, SP/M6X20	31 11	BOLT/M8X95	10 19A
BOLT, SP/M6X20	31 17	BOOT	44 19
BOLT, SP/M8X16	13 12	BOOT	45 24
BOLT, SP/M8X16	17 18	BOOT	41 4
BOLT, SP/M8X16	30 10	BOX SPANNER/L-TYPE	53 4
BOLT, SP/M8X16	31 19	BRACKET, ENGINE/LH	1 1
BOLT, SP/M8X16	40 8	BRACKET, ENGINE/RH	1 2
BOLT, SP/M8X20	2 8	BRACKET, PTO/F	22 27
BOLT, SP/M8X20	2 19	BRACKET/PTO F COMP	22 27A
BOLT, SP/M8X20	3 16	BRACKET/PTO F COMP	22 27B
BOLT, SP/M8X20	5 7	BREATHER/TANK CAP	42 7
BOLT, SP/M8X20	32 17	BULB	43 3
BOLT, SP/M8X20	33 17	BULB, LAMP/12V21W	43 19
BOLT, SP/M8X20	3 5	BUSH	8 31
BOLT/5/16X25	34 17	BUSH	9 31
BOLT/5/16X32	32 27A	BUSH	10 32
BOLT/M10X1.25X20	1 3	BUSH, COLUMN	30 13
BOLT/M10X1.25X20	5 19	BUSH, COLUMN	31 9
BOLT/M10X1.25X25	18 4	BUSH, SEAT	41 9
BOLT/M10X1.25X25	22 34	BUSH/10X12X10	30 2
BOLT/M10X20	3 3	BUSH/10X12X10	31 2
BOLT/M10X20	8 36	BUSH/12X14X20	25 4
BOLT/M10X20	9 36	BUSH/12X14X20	54 53
BOLT/M10X20	10 37	BUSH/15X17X10	22 2
BOLT/M10X20	23 7	BUSH/15X17X11	22 2A
BOLT/M10X20	24 21	BUSH/15X17X16	37 8
BOLT/M10X20	27 4	BUSH/22X40X37	32 32
BOLT/M10X20	54 7	BUSH/25X28X25	28 10
BOLT/M10X20	54 49	CABLE, AXLE ASSY	6 1
BOLT/M10X30	8 33	CABLE, BATTERY ASSY	5 12
BOLT/M10X30	9 33	CABLE, EARTH	5 8
BOLT/M10X30	10 34	CABLE, PTO ASSY	22 9
BOLT/M6X25	3 8	CABLE, PTO ASSY	22 9A
BOLT/M6X25	3 13	CABLE, WIRE	5 17
BOLT/M8X20	7 11	CAP	43 6
BOLT/M8X30	8 19	CAP	2 2
BOLT/M8X35	15 4	CAP, BATTERY	5 2
BOLT/M8X40	34 6	CAP, FUSE BOX	44 4
BOLT/M8X45	7 3	CAP, FUSE BOX	45 4
BOLT/M8X50	17 6	CAP, SHAFT/A	22 31
BOLT/M8X50	24 13	CAP, TANK	42 6
BOLT/M8X50	54 41	CAP, TIRE VALVE	21 3

DESCRIPTION	FIG. KEY	DESCRIPTION	FIG. KEY
CAP, TIRE VALVE	21 9	CLAMP, WORM/14-24	8 28
CAP, TIRE VALVE	35 3	CLAMP, WORM/14-24	9 28
CAP, WHEEL	35 8	CLAMP, WORM/14-24	10 29
CAP, WHEEL	35 8A	CLAMP, WORM/14-24	34 23
CAPRER, SHORT, R/PTO	44 7	CLAMP, WORM/14-24	34 25
CAPRER, SHORT, R/PTO	45 7	CLAMP, WORM/14-24	34 30
CARTRIDGE ASSY	14 35	CLEANER, AIR	3 6
CASE, DIFF	18 1	CLEANER, AIR ASSY	3 11
CASE, POWER STEERING	32 23	CLIP, HOSE/10.4-11.1	8 30
CASE, PTO/FRONT ASSY	25 3	CLIP, HOSE/10.4-11.1	9 30
CASE, PTO/FRONT ASSY	54 52	CLIP, HOSE/10.4-11.1	10 31
CASE, PTO/REAR	25 8	CLIP, HOSE/8.1-8.7	4 31
CASE, PTO/REAR	54 57	CLIP, TRIM/B	42 17
CASE, STEERING	33 1	COLLAR, WHEEL/THRUST	18 14
CASE, STEERING	32 1	COLLAR, WHEEL/THRUST	18 18
CASE, TRANSMISSION/LH	8 1	COLLAR/12X16X12	15 17
CASE, TRANSMISSION/LH	9 1	COLLAR/17X27X02	14 7
CASE, TRANSMISSION/LH	10 1	COLLAR/18X30X05	25 18
CASE, TRANSMISSION/RH	8 8	COLLAR/18X30X05	54 67
CASE, TRANSMISSION/RH	9 8	COLLAR/21X25X04	32 15
CASE, TRANSMISSION/RH	10 9	COLLAR/21X25X08	33 15
CHASSIS COMP	28 1	COLLAR/21X35X02	25 14
CHASSIS COMP	28 1A	COLLAR/21X35X02	54 63
CHASSIS COMP	28 1B	COLLAR/25X35X02	11 2
CLAMP, FLASHER HARNES	1 5	COLLAR/26X32X14	35 7
CLAMP, FLASHER HARNES	30 9	COLLAR/26X32X41	22 21
CLAMP, FLASHER HARNES	31 18	COLLAR/26X32X53	35 6
CLAMP, HARNESS	2 9	COLLAR/26X35X03	18 13
CLAMP, HARNESS	3 4	COLLAR/26X35X03	18 17
CLAMP, HARNESS	34 28	COLLAR/31X38X06	29 22
CLAMP, MAIN HARNESS	39 10	COLLAR/31X41X03	18 12
CLAMP, SPEED	41 20	COLLAR/31X41X03	18 16
CLAMP, WIRE/10-12	4 12	COLUMN, STEERING ASSY	30 12
CLAMP, WIRE/10-12	4 17	COLUMN, STEERING ASSY	31 8
CLAMP, WIRE/10-12	4 21	CONNECTOR	2 16
CLAMP, WIRE/10-12	4 25	CONNECTOR	34 9
CLAMP, WIRE/10-12	4 30	COUPLER, SHORT	44 5
CLAMP, WIRE/10-15	2 20	COUPLER, SHORT	45 5
CLAMP, WIRE/11-13	4 13	COUPLING/LCR	7 1
CLAMP, WIRE/11-13	4 26	COVE, BRAKE COMP	19 1
CLAMP, WIRE/32-40	2 12	COVER	43 5
CLAMP, WIRE/38-46	2 13	COVER	37 19
CLAMP, WIRE/47-55	3 19	COVER	37 20
CLAMP, WIRE/9-11	4 18	COVER	50 7
CLAMP, WIRE/9-11	4 22	COVER, BELT COMP	23 20

1631-098-100-10

DESCRIPTION	FIG. KEY	DESCRIPTION	FIG. KEY
COVER, BELT COMP	54 20	FILTER, SUCTION/HST	13 9
COVER, BODY	14 11	FRANGE, CONTROL COMP	33 16
COVER, COUPLING	7 2	FRANGE, CONTROL COMP	32 16
COVER, F/PTO COMP	22 29A	FUSE/32V03A	44 2
COVER, F/PTO COMP	22 29B	FUSE/32V03A	45 2
COVER, FRONT/C	38 19	FUSE/32V10A	44 3
COVER, FRONT/C	38 19A	FUSE/32V10A	45 3
COVER, FRONT/LH	38 17A	GASKET	12 10
COVER, FRONT/MESH	38 13	GASKET	42 8
COVER, FRONT/RH	38 20	GASKET, MUFFLER	3 2
COVER, FRONT/RH	38 20A	GAUGE, FUEL ASSY	42 9A
COVER, HEAD	43 21	GAUGE, FUEL ASSY	42 9
COVER, LOWER SET	39 1	GEAR/12-37T COMP	11 11
COVER, LOWER ASSY	39 1A	GEAR/12T	18 6
COVER, LOWER ASSY	39 1B	GEAR/16T	25 15
COVER, PTO/F	22 29	GEAR/16T	54 64
COVER, REAR	28 3	GEAR/18T	11 8
COVER, REAR	28 3A	GEAR/40T	18 2
COVER, SIDE/LH	38 17	GEAR/72T COMP	32 11
COVER, SIDE/LH	38 15	GEAR/72T COMP	33 11
COVER, SIDE/LH	38 15A	GEARBEVEL/12-45T SET	11 1
COVER, SIDE/RH	38 16	GENERATOR, TORQUEASSY	32 26A
COVER, SIDE/RH	38 16A	GENERATOR, TORQUEASSY	32 26
COVER, SPOOL	14 3	GRIP, BRAKE	20 24
COVER/44X10	29 3	GRIP/B	37 14
COVER/GPF1	34 2	GROMMET/100	5 16
COVER/PTO ASSY	50 5	GROMMET/100	44 9
COVER/U	37 21	GROMMET/100	45 14
COVER/U	50 8	GROMMET/10X14	30 7
CRAMPER, 7 SHORT	44 11	GROMMET/10X14	31 7
CRAMPER, 7 SHORT	45 16	GROMMET/10X14	40 2
CYLINDER ASSY	14 22	GROMMET/10X30X05	40 3
DIODE/3.0A	44 6	GROMMET/10X30X05	42 11
DIODE/3.0A	45 6	GROMMET/150	44 8
DIODE/3.0A	46 8	GROMMET/150	45 13
DRUM, BRAKE COMP	19 4	GUIDE, ENGINE/LH	1 12
ELEMENT, PAPER	3 12	GUIDE, ENGINE/RH	1 13
ELEMENT, PAPER	3 7	GUM, CUSHION/A	41 9A
FAN, HST	7 13	HANGER, SUPPORT	38 8
FENDER COMP	40 1	HARNESS, GENERATOR	45 8
FENDER COMP	40 1A	HARNESS, HOUR METER	46 7
FENDER COMP	40 1B	HARNESS, MAIN ASSY	44 1
FILTER, FUEL	4 1	HARNESS, MAIN ASSY	44 1A
FILTER, OIL ASSY	14 34	HARNESS, MAIN ASSY	44 1B
FILTER, SUCTION/HST	13 6	HARNESS, MAIN/S ASSY	45 1

DESCRIPTION	FIG. KEY	DESCRIPTION	FIG. KEY
HARNESS, MAIN/S ASSY	45 1A	HUB, STEERING COLUMN	31 10
HARNESS, MAIN/S ASSY	45 1B	INSULATOR, ENGINE	1 6
HOLDER, BATTERY	5 4	INSULATOR/10X30X03	42 2
HOLDER, FUEL FILTER	4 4	JOINT CROSS	7 9
HOLDER, SWITCH	41 2	JOINT, BALL	29 28
HOLDER, SWITCH	41 2A	JOINT, BALL/LH	29 10
HOLDER, WIRE	22 12	JOINT, BALL/RH	29 11
HOOD/A COMP	38 1	JOINT, COUPLING COMP	7 15
HOOD/B	39 11	JOINT, HST/F COMP	7 7
HOOD/B	39 11A	JOINT, HST/R COMP	7 8
HOOK, RADIATOR PANEL	2 23	JOINT, T-TYPE	4 29
HOSE ASSY	14 18	JOINT, UNIVERSAL ASSY	7 6
HOSE, HYDRAULIC	14 33A	KEY ASSY	43 8
HOSE, RADIATOR/LOWER	2 11	KNOB	6 5
HOSE, RADIATOR/UPPER	2 10	KNOB	22 15
HOSE, RETURN	34 29	KNOB	24 5
HOSE, VINYL	2 5	KNOB	54 33
HOSE/07X13X120	4 28	KNOB, SET/12	28 4
HOSE/1220	4 8A	KNOB	34 5
HOSE/1300	4 8	LABEL, MODEL ASSY	49 6
HOSE/14X22X150	34 22	LABEL, BATTERY/T	52 15
HOSE/14X22X460 ASSY	34 24	LABEL, CAUTION	52 1
HOSE/1700	4 9	LABEL, CAUTION RADIAT	47 8
HOSE/1800	4 9A	LABEL, CAUTION RADIAT	51 22
HOSE/210	2 15	LABEL, CAUTION RADIAT	51 22A
HOSE/225	4 20	LABEL, CAUTION RADIAT	52 6
HOSE/260	4 16	LABEL, CAUTION RADIAT	52 6A
HOSE/270	2 14	LABEL, CAUTION RADIAT	52 12
HOSE/270 ASSY	4 16A	LABEL, CAUTION RADIAT	52 12A
HOSE/270 ASSY	4 20A	LABEL, CAUTION RADIAT	52 12B
HOSE/320	8 29	LABEL, CAUTION/D	51 1
HOSE/320	9 29	LABEL, CAUTION/E	51 15
HOSE/320	10 30	LABEL, CAUTION/F	51 8
HOSE/350	4 23	LABEL, CAUTION/I	52 9
HOSE/350	4 23A	LABEL, FUEL/D	51 6
HOSE/360	8 26	LABEL, FUEL/I	52 11
HOSE/360	9 26	LABEL, FUSE	52 4
HOSE/360	10 27	LABEL, FUSE/D	51 4
HOSE/450 COMP	14 33	LABEL, FUSE/E	51 18
HOSE/700 COMP	34 27	LABEL, FUSE/F	51 11
HOSE/INLET	3 17	LABEL, FUSE/I	52 13
HST ASSY	12 1	LABEL, LIFT	47 11
HUB, PTO/FRONT COMP	28 13	LABEL, LIFT	48 9
HUB, SEAL/INPUT	11 4	LABEL, LIFT	49 7
HUB, STEERING COLUMN	30 14	LABEL, MENTENANSU	47 12

1631-098-100-10

DESCRIPTION	FIG. KEY	DESCRIPTION	FIG. KEY
LABEL, MENTENANSU	48 10	LEAD COMP	43 18
LABEL, MENTENANSU	50 2	LENS	43 12
LABEL, MODEL ASSY	47 7	LEVER, ANROAD COMP	17 19
LABEL, MODEL ASSY	48 6	LEVER, AXLE	6 2
LABEL, NOISE/LPA 90	47 10	LEVER, HST LIFT	37 11
LABEL, NOISE/LPA 90	48 8	LEVER, PTO	22 14
LABEL, NOISE/LPA 90	50 3	LEVER, PTO COMP	24 1
LABEL, OPERATION	52 2	LEVER, PTO COMP	54 23
LABEL, OPERATION/D	51 2	LIFT/270 COMP	36 11A
LABEL, OPERATION/D	51 2A	LIFT/270 COMP	36 11B
LABEL, OPERATION/E	51 16	LIFT/570 COMP	36 11
LABEL, OPERATION/E	51 16A	LINING/13X50X03	6 9
LABEL, OPERATION/F	51 9	LINING/50	2 27
LABEL, OPERATION/F	51 9A	LINING/50	17 23
LABEL, OPERATION/I	52 8	LINING/50	34 26
LABEL, OPERATION/I	52 8A	LINING/50	38 6
LABEL, PARKING	52 3	LINING/50	42 18
LABEL, PARKING/D	51 3	LINK COMP	36 1
LABEL, PARKING/E	51 17	LINK COMP	36 1A
LABEL, PARKING/F	51 10	LINK, FUSIBLE	45 9
LABEL, PARKING/I	52 10	LINK, FUSIBLE	5 13
LABEL, PTO	25 25	LINK/A COMP	36 6
LABEL, PTO	54 74	LOCK, NEUTRAL COMP	15 12
LABEL, PTO	52 5	MARK, FUEL	52 7
LABEL, PTO CAUTION/E	51 19	MARK, FUEL/F	51 13
LABEL, PTO CAUTION/F	51 12	MARK, FUEL/U	51 20
LABEL, PTO CAUTION/I	52 14	MAT/LH	42 15
LABEL, RADIATOR/D	51 5	MAT/RH	42 16
LABEL, SG SET	50 1	METAL, BRAKE	8 13
LABEL, SLOPE	47 13	METAL, BRAKE	9 13
LABEL, SLOPE	48 11	METAL, BRAKE	10 14
LABEL, SWITCH, HEADLAM	43 22	METAL, LIFT ARM COMP	36 16
LABEL, W/RADIATOR	51 24	METAL, LIFTARM COMP	36 12
LABEL, W/RADIATOR	51 23	METAL, PTO REAR	23 4
LABEL, W/RADIATOR	51 25	METAL, PTO REAR	54 4
LABEL/CE	47 9	METER, HOUR SET	46 1
LABEL/CE	48 7	METER, HOUR ASSY	46 3
LABEL/CE	50 4	METER, HOUR SET	46 2
LABEL/D/BATTERY	51 14	MUFFLER/270	3 1
LABEL/D/BATTERY	51 7	NEEDLE, CAGE	25 17
LABEL/D/BATTERY	51 21	NEEDLE, CAGE	54 66
LAMP, HEAD SET	43 15	NET, LOWER COVER/LH	39 2
LAMP, HEAD ASSY	43 17	NET, LOWER COVER/RH	39 3
LAMP, HEAD SET	43 16	NET/100X388	38 10
LAMP, MONITOR ASSY	43 2	NIPPLE, GREASE	20 2

DESCRIPTION	FIG. KEY	DESCRIPTION	FIG. KEY
NIPPLE, GREASE	23 3	NUT/M12	53 3
NIPPLE, GREASE	28 11	NUT/M12X1.25	29 8
NIPPLE, GREASE	54 3	NUT/M12X1.25	29 29
NIPPLE, GREASE/B-M6F	16 2	NUT/M12X1.25	32 19
NIPPLE, GREASE/B-M6F	16 10	NUT/M12X1.25	33 19
NIPPLE, GREASE/B-M6F	28 12	NUT/M12X1.25	29 27
NUT	44 18	NUT/M20	36 8
NUT	45 23	NUT/M5X0.8	40 10
NUT	41 5	NUT/M6	1 10
NUT	5 10	NUT/M6	5 6
NUT	5 15	NUT/M6	22 13
NUT, LOCK/M8	14 17	NUT/M6	41 6
NUT, LOCK/M8	19 8	NUT/M6	45 10
NUT, LOCK/M8	24 6	NUT/M6	4 7
NUT, LOCK/M8	30 11	NUT/M6	40 12
NUT, LOCK/M8	30 23	NUT/M6	46 6
NUT, LOCK/M8	30 26	NUT/M6	39 9
NUT, LOCK/M8	31 20	NUT/M8	1 7
NUT, LOCK/M8	40 7	NUT/M8	15 5
NUT, LOCK/M8	54 34	NUT/M8	17 8
NUT, RING/M28X1.0	43 7	NUT/M8	20 13
NUT, SM LH/M8	20 14	NUT/M8	24 15
NUT, SPEED/P4	39 4	NUT/M8	24 17
NUT, SPEED/P6	38 14	NUT/M8	37 13
NUT/M10	2 25	NUT/M8	39 15
NUT/M10	6 7	NUT/M8	41 18
NUT/M10	12 13	NUT/M8	54 43
NUT/M10	15 11	NUT/M8	54 45
NUT/M10	16 8	NUT/M8	7 12
NUT/M10	16 18	O-RING	14 10
NUT/M10	17 11	O-RING	34 12
NUT/M10	21 5	O-RING	13 2
NUT/M10	41 15	O-RING	13 14
NUT/M10	23 11	O-RING	13 3
NUT/M10	23 18	O-RING	13 7
NUT/M10	54 11	O-RING	13 8
NUT/M10	54 18	O-RING	13 10
NUT/M10	29 18	O-RING	13 11
NUT/M10	2 24	O-RING	11 5
NUT/M10	36 3	O-RING	8 15
NUT/M10 LH	29 17	O-RING	9 15
NUT/M10X1.25	29 12	O-RING	10 16
NUT/M10X1.25	29 23	O-RING	11 6
NUT/M10X1.25	30 18	O-RING	14 12
NUT/M10X1.25	31 14	O-RING	34 10

1631-098-100-10

DESCRIPTION	FIG. KEY	DESCRIPTION	FIG. KEY
O-RING	34 4	PIN, KNOCK	8 6
O-RING/P15	23 2	PIN, KNOCK	9 6
O-RING/P15	54 2	PIN, KNOCK	10 6
ORNAMENT, POWER STEER	47 6	PIN, LEVER ROD	32 30
ORNAMENT, POWER STEER	48 5	PIN, LEVER ROD	32 34
ORNAMENT, POWER STEER	47 6A	PIN, NEUTRAL COMP	15 6
ORNAMENT, POWER STEER	48 5A	PIN, PTO	25 24
ORNAMENT, POWER STEER	49 5	PIN, PTO	54 73
ORNAMENT/17	47 3	PIN, SNAP/8	40 6
ORNAMENT/17	47 3A	PIN, SNAP/8	42 13
ORNAMENT/17	49 3	PIN, SP W/6.0X25	15 2
ORNAMENT/17S	48 3	PIN, SPLIT/2.5X15	6 11
ORNAMENT/17S	48 3A	PIN, SPLIT/2.5X15	24 9
ORNAMENT/F	47 4	PIN, SPLIT/2.5X15	42 5
ORNAMENT/F	48 4	PIN, SPLIT/2.5X15	54 37
ORNAMENT/F	49 4	PIN, SPLIT/2.5X20	29 14
ORNAMENT/HYDRAULIC	47 5	PIN, SPLIT/2.5X20	29 25
ORNAMENT/LH	47 1	PIN, SPLIT/2.5X20	30 20
ORNAMENT/LH	48 1	PIN, SPLIT/2.5X20	31 16
ORNAMENT/LH	49 1	PIN, SPLIT/3.0X15	15 23
ORNAMENT/RH	47 2	PIN, SPLIT/3.0X15	16 7
ORNAMENT/RH	48 2	PIN, SPLIT/3.0X15	16 17
ORNAMENT/RH	49 2	PIN, SPLIT/3.0X15	17 13
PACKING	2 18	PIN, SPLIT/3.0X15	20 10
PACKING ASSY	3 9	PIN, SPLIT/3.0X15	22 11
PACKING ASSY	3 14	PIN, SPLIT/3.0X15	37 17
PACKING, PISTON	14 24	PIN, SPLIT/3.0X20	15 9
PACKING, RUBBER	14 36	PIN, SPLIT/3.0X20	15 14
PAD	20 6	PIN, SPLIT/3.0X20	15 19
PAD, HST	16 21	PIN, SPLIT/3.0X20	17 15
PAD, STEERING WHEEL	30 17	PIN, SPLIT/3.0X20	17 21
PAD, STEERING WHEEL	31 13	PIN, SPLIT/3.0X20	20 22
PAD/50	1 16A	PIN, SPLIT/3.0X20	20 26
PAD/50	28 2	PIN, SPLIT/3.0X20	37 6
PAD/80	1 16	PIN, SPLIT/3.0X20	37 10
PANEL, INSTRUMENT	43 9	PIN, SPLIT/3.0X20	41 12
PANEL, INSTRUMENT SET	43 1	PIN, SPLIT/3.0X25	14 28
PANEL, RADIATOR	2 21	PIN, SPLIT/3.0X25	17 3
PEDAL/HST9 COMP	16 19	PIN, SPLIT/3.0X25	22 17
PIN	40 5	PIN, SPLIT/3.0X25	24 3
PIN	42 14	PIN, SPLIT/3.0X25	29 9
PIN	41 10	PIN, SPLIT/3.0X25	29 31
PIN	12 2	PIN, SPLIT/3.0X25	32 22
PIN W/5.0X32	29 6	PIN, SPLIT/3.0X25	33 22
PIN, DIFF PINION	18 8	PIN, SPLIT/3.0X25	36 5

DESCRIPTION	FIG. KEY	DESCRIPTION	FIG. KEY
PIN, SPLIT/3. 0X25	36 10	PLATE, CASE	9 35A
PIN, SPLIT/3. 0X25	54 25	PLATE, CASE	10 36A
PIN, SPLIT/3. 0X30	16 13	PLATE, CASE COMP	9 35
PIN, SPLIT/3. 0X30	37 3	PLATE, CASE COMP	10 36
PIN, SPLIT/4. 0X30	14 29	PLATE, HOOK COMP	15 16
PIN/08X26	37 15	PLATE, LOCK	20 19
PIN/10X18	18 3	PLATE, PARKING COMP	20 23
PIN/10X70	17 16	PLATE, POST/LH COMP	30 21
PIN/14X54	14 26	PLATE, POST/RH COMP	30 24
PIN/15X108	36 2	PLATE, RETURN	24 19
PIN/15X32	36 7	PLATE, RETURN	54 47
PIN/15X47	19 6	PLATE, STEERING	32 3
PIN/18X52	25 16	PLATE, STEERING	33 3
PIN/18X52	54 65	PLATE, STOPPER	7 5
PIN/W 5. 0X25	25 19	PLATE, THRUST	12 6
PIN/W 5. 0X25	54 68	PLATE, TRANION COMP	15 1
PINION/11T	18 7	PLATE/CASE	8 35
PIPE, BUST COMP	13 13	PLATE/I/22X240	37 22
PIPE, RETURN	34 18	PLATE/I/22X240	50 9
PIPE, SUCTION COMP	13 1	PLATE/I/22X475	37 18
PIPE, SUCTION COMP	34 20	PLATE/I/22X475	50 6
PLATE	25 1	PLATE/U/90X402	27 3
PLATE	27 1	PLUG	2 17
PLATE	54 50	PLUG, DRAIN 1/4	8 23
PLATE	46 4	PLUG, DRAIN 1/4	9 23
PLATE	16 5	PLUG, DRAIN 1/4	10 24
PLATE	16 15	PLUG, PT1/4	25 10
PLATE	17 10	PLUG, PT1/4	25 10A
PLATE	17 17	PLUG, PT1/4	54 59
PLATE	19 2	PLUGPT1/8	34 16
PLATE	23 5	POST, STEERING ASSY	31 1
PLATE	54 5	POST, STEERING ASSY	31 1A
PLATE	44 24	POST, STEERING ASSY	31 1B
PLATE	45 29	POST, STEERING ASSY	30 1
PLATE	54 29	POST, STEERING ASSY	30 1A
PLATE	14 14	POST, STEERING ASSY	30 1B
PLATE COMP	4 2	POST, STEERING ASSY	30 1C
PLATE COMP	8 24	PROTECTOR	4 10
PLATE COMP	9 24	PROTECTOR	4 15
PLATE COMP	10 25	PROTECTOR	4 19
PLATE COMP	15 21	PROTECTOR	4 24A
PLATE COMP	37 4	PROTECTOR, FRONT	2 4
PLATE, AXLE	6 3	PROTECTOR/250	4 11
PLATE, BATTERY COMP	5 3	PROTECTOR/250	4 24
PLATE, BRAKE LOCKCOMP	20 17	PTO(9†) SET	26 1A

1631-098-100-10

DESCRIPTION	FIG. KEY	DESCRIPTION	FIG. KEY
PTO, REAR SET	26 1	RING, SNAP/47	32 14
PULLEY, TENSION	22 5A	RING, SNAP/S40	32 31
PULLEY, TENSION	23 15	RING, SPRING	32 33
PULLEY, TENSION	54 15	ROD, DRAG	29 26
PULLEY, TENSION/70X47	22 5	ROD, DRAG	29 26A
PULLEY, V/2B105	22 33	ROD, HST/F COMP	16 4
PULLEY, V/2B173	22 18	ROD, HST/REVERSE	16 14
PULLEY, V2B173	22 18A	ROD, NEUTRAL	15 7
PULLEY, VC100	23 10	ROD, REAR PTO	24 7
PULLEY, VC100	54 10	ROD, REAR PTO	54 35
PULLEY, VC135	23 17	ROD, TIE/M10X185	29 16
PULLEY, VC135	54 17	ROD, TIE/M10X193	29 16A
PUMP, FUEL	4 5	ROD, TIE/M10X215	29 15
PUMP, GEAR ASSY	34 1	ROD/M08X160	20 8
RADIATOR ASSY	2 1	ROD/M08X250	20 11A
REFLECTOR ASSY	40 9A	ROD/M08X260	20 11
REFLECTOR ASSY	40 9	ROD/M10X85	17 9
RELAY/4P ASSY	44 15	RUBBER, PEDAL CUSHION	1 9
RELAY/4P ASSY	45 20	S.W.	40 11
RIM, WHEEL COMP	21 1	SCREW	39 8
RIM, WHEEL/FRONT COMP	35 2	SCREW	39 14
RING, PTO	25 23	SCREW	39 6
RING, PTO	54 72	SCREW	14 15
RING, SNAP	14 4	SCREW, ORIFICE	14 20
RING, SNAP	12 4	SCREW, S/M6X25	14 9
RING, SNAP/12	23 14	SCREW, SP/M6X16	38 18
RING, SNAP/12	54 14	SCREW, SP/M6X16	38 21
RING, SNAP/16 C	18 9	SCREW, SP/M6X16	44 12
RING, SNAP/17	19 5	SCREW, SP/M6X16	44 16
RING, SNAP/20	7 10	SCREW, SP/M6X16	45 17
RING, SNAP/25	11 3	SCREW, SP/M6X16	45 21
RING, SNAP/25	22 23	SCREW/M3X20	44 21
RING, SNAP/35 C	23 9	SCREW/M3X20	45 26
RING, SNAP/35 C	54 9	SCREW/M3X20	54 30
RING, SNAP/40 C	29 21	SEAL, AIR CLEANER/44	3 18
RING, SNAP/42	8 3	SEAL, DUST	14 25
RING, SNAP/42	8 10	SEAL, OIL	12 9
RING, SNAP/42	9 3	SEAL, OIL	12 3
RING, SNAP/42	9 10	SEAL, OIL	14 8
RING, SNAP/42	10 3	SEAL, OIL	8 5
RING, SNAP/42	10 11	SEAL, OIL	8 12
RING, SNAP/42	32 9	SEAL, OIL	9 5
RING, SNAP/42	33 9	SEAL, OIL	9 12
RING, SNAP/42	33 14	SEAL, OIL	10 5
RING, SNAP/47	22 24	SEAL, OIL	10 13

DESCRIPTION	FIG. KEY	DESCRIPTION	FIG. KEY
SEAL, OIL/SC203508	9 14	SHAFT, STEERING COMP	33 5
SEAL, OIL/SC203508	10 15	SHAFT, STEERING COMP	32 29
SEAL, OIL/TC152507	34 3	SHAFT, WHEEL/LH COMP	18 11
SEAL, OIL/TC203508	25 5	SHAFT, WHEEL/RH COMP	18 15
SEAL, OIL/TC20357	8 14	SHIM, BRAKE METAL	8 17
SEAL, OIL/TC20357	9 14A	SHIM, BRAKE METAL	9 17
SEAL, OIL/TC20357	10 15A	SHIM, BRAKE METAL	10 18
SEAL, OIL/TC20357	25 5A	SHOE, BRAKE ASSY	19 9
SEAL, OIL/TC304208	8 4	SHROUD, FAN	2 3
SEAL, OIL/TC304208	8 11	SNAP, RING/15	22 3
SEAL, OIL/TC304208	9 4	SNAP, RING/15	22 6
SEAL, OIL/TC304208	9 11	SNAP, RING/15	23 16
SEAL, OIL/TC304208	10 4	SNAP, RING/15	24 11
SEAL, OIL/TC304208	10 12	SNAP, RING/15	54 16
SEAL, OIL/TC355508	25 9	SNAP, RING/15	54 39
SEAL, OIL/TC355508	54 58	SPRING	12 8
SEAL, OIL/VC204206	32 10	SPRING	15 20
SEAL, OIL/VC204206	33 10	SPRING, BRAKE SHOE	19 10
SEAL/10X05X130	2 22	SPRING DISK/10	6 6
SEAL/10X05X27	2 7	SPRING, MAIN CLUTCH	20 15
SEAL/15X10X340	2 6	SPRING, MAIN CLUTCH	24 18
SEAL/15X20X120	30 3	SPRING, MAIN CLUTCH	54 46
SEAL/15X20X120	31 3	SPRING, TENSION	24 20
SEAL/15X20X170	39 5	SPRING, TENSION	54 48
SEAL/20X10X130	38 4	SPRING, TENSION/86	17 22
SEAL/20X15X530	30 4	SPRING, TENSION/86	20 16
SEAL/20X15X530	31 4	SPRING/HC042	14 6
SEAL/20X20X720	38 2	SPRING/HC058	41 16
SEAL/30X30X50	30 5	SPRING/HC135	8 27
SEAL/30X30X50	31 5	SPRING/HC135	9 27
SEAL/TC20357	54 54	SPRING/HC135	10 28
SEAT ASSY	41 1	SPRING/HE014	22 7
SEAT ASSY	41 1A	SPRING/HE083	22 8
SEAT ASSY	41 1B	SPRING/HE085	15 15
SHAFT	12 5	SPRING/HT013	20 18
SHAFT COMP	24 10	SPRING/HT013	20 27
SHAFT COMP	54 38	SPRING/HT035	20 4
SHAFT, HOOK COMP	17 1	STAY, FENDER/LH COMP	28 5
SHAFT, INPUT/PTO COMP	25 12	STAY, FENDER/RH COMP	28 7
SHAFT, INPUT/PTO COMP	54 61	STAY, LEVER ASSY	54 26A
SHAFT, JOINT/PTO COMP	23 1	STAY, LEVER COMP	24 4
SHAFT, JOINT/PTO COMP	54 1	STAY, LEVER COMP	54 26
SHAFT, PTO COMP	25 20	STAY, LEVER COMP	24 4A
SHAFT, PTO COMP	54 69	STAY, LEVER COMP	54 27
SHAFT, PTO/F	22 20	STAY, SEAT COMP	41 8

1631-098-100-10

DESCRIPTION	FIG. KEY	DESCRIPTION	FIG. KEY
STAY, SEAT COMP	41 8A	WASHER	42 4
STAY, SEAT COMP	41 8B	WASHER	41 14A
STAY, SEAT COMP	41 8C	WASHER / M6	6 10
STEP COMP	42 10	WASHER / M6	45 11
STOPPER	1 14	WASHER, NET/6X14X3	43 14
STOPPER	17 5	WASHER, PULLEY	29 7
STOPPER, PISTON	14 23	WASHER, SP/M10	1 4
STOPPER, SPRING	14 5	WASHER, SP/M10	5 20
SUCTION/OUT COMP	34 11	WASHER, SP/M10	8 34
SWITCH, HEADLAMP ASSY	43 20	WASHER, SP/M10	9 34
SWITCH, MERIT ASSY	44 20	WASHER, SP/M10	10 35
SWITCH, MERIT ASSY	45 25	WASHER, SP/M10	12 12
SWITCH, MERIT ASSY	54 28	WASHER, SP/M10	18 5
SWITCH, PUSH SET	44 17	WASHER, SP/M10	21 6
SWITCH, PUSH SET	45 22	WASHER, SP/M10	22 35
SWITCH, SEAT ASSY	41 3	WASHER, SP/M10	23 12
SWITCH, SEAT ASSY	41 3A	WASHER, SP/M10	23 19
SWITCH, STARTER ASSY	43 4	WASHER, SP/M10	29 13
TANK, FUEL	42 1	WASHER, SP/M10	54 12
TIRE, TURF	21 2	WASHER, SP/M10	54 19
TIRE, TURF/16-8	35 1	WASHER, SP/M12	29 30
TIRE/23-12	21 7	WASHER, SP/M12	32 21
TRIGGER, TENSION	24 16	WASHER, SP/M12	33 21
TRIGGER, TENSION	54 44	WASHER, SP/M3	44 22
TRIM/1X06X340	38 5	WASHER, SP/M3	45 27
TRIM/1X06X340	38 11	WASHER, SP/M3	54 31
TRIM/1X06X360	38 5A	WASHER, TENSION	41 14
TRIM/1X06X360	38 11A	WASHER/06X16X01	39 7
TRIM/1X06X570	38 3	WASHER/11X22X3	29 24
TRIM/1X1X590	38 3A	WASHER/11X35X2	41 14B
TRIM/1X1X590	38 3B	WASHER/15X24X2	22 4
TURNBUCKLE/M8	20 12	WASHER/31X42X1	32 8
TYUBE/23-12	21 8	WASHER/31X42X1	33 8
U+77 (M3)	41 18A	WASHER/9X32X2	41 17
VALVE	21 4	WASHER/M10	2 26
VALVE	21 10	WASHER/M10	5 21
VALVE	35 4	WASHER/M10	6 8
VALVE	3 10	WASHER/M10	15 8
VALVE	3 15	WASHER/M10	17 14
VALVE SET	14 2	WASHER/M10	17 20
VALVE, CONTROL ASSY	14 1	WASHER/M10	20 21
VALVE, RELIEF	12 7	WASHER/M10	20 25
VALVE, RELIEF ASSY	34 15	WASHER/M10	22 16
WASHER	24 2	WASHER/M10	30 19
WASHER	54 24	WASHER/M10	31 15

DESCRIPTION	FIG. KEY	DESCRIPTION	FIG. KEY
WASHER/M10	41 11	WASHER/M8	42 3
WASHER/M12	15 10	WASHER/M8	42 12
WASHER/M12	15 13	WASHER/M8	54 36
WASHER/M12	15 18	WASHER/M8	54 42
WASHER/M12	32 20	WEIGHT/15 SET	53 1
WASHER/M12	33 20	WHEEL, STEERING ASSY	30 16
WASHER/M12	37 5	WHEEL, STEERING ASSY	31 12
WASHER/M14	14 27	WIRE	15 3
WASHER/M14	17 2	WIRE/1.2X220	7 18
WASHER/M14	36 4	WORM/24	32 5
WASHER/M14	36 9		
WASHER/M14	37 9		
WASHER/M18	29 5		
WASHER/M20	16 12		
WASHER/M20	37 2		
WASHER/M3	44 23		
WASHER/M3	45 28		
WASHER/M3	54 32		
WASHER/M6	1 11		
WASHER/M6	16 3		
WASHER/M6	16 11		
WASHER/M6	20 3		
WASHER/M6	41 7		
WASHER/M6	45 12		
WASHER/M8	1 8		
WASHER/M8	7 4		
WASHER/M8	7 17		
WASHER/M8	8 21		
WASHER/M8	9 21		
WASHER/M8	10 22		
WASHER/M8	34 7		
WASHER/M8	37 12		
WASHER/M8	39 16		
WASHER/M8	41 19		
WASHER/M8	15 22		
WASHER/M8	16 6		
WASHER/M8	16 16		
WASHER/M8	17 7		
WASHER/M8	17 12		
WASHER/M8	20 9		
WASHER/M8	22 10		
WASHER/M8	24 8		
WASHER/M8	24 14		
WASHER/M8	37 16		
WASHER/M8	40 4		



**Yvan Béal - 21, av. de l'Agriculture - B.P. 16
Z.I. du Brézet - 63014 Clermont-Ferrand Cedex 2
Tél : 04 73 91 93 51 - Télécopie : 04 73 90 23 11
www.yvanbeal.fr - E-mail : info@yvanbeal.fr
R.C.S. Clermont-Fd B 304 973 886 - S.A.S. au capital de 612 000 €**