



PIECES DETACHEES

Tondeuse à conducteur Marchant

SW519

**SW519-B, BE01, E01, GB, GBE01
PE01, RBE01, RE01, RGB01**



Yvan Béal - 21, Av. de l'Agriculture - B.P. 16
Z.I. du Brézet 63014 Clermont-Ferrand Cedex 2
Tel: 04 73 91 93 31 - Télécopie: 04 73 90 23 11
www.yvanbeal.fr - Email: contact@yvanbeal.fr
R.C.B 304 973 886 - SIREN 304 973 886

2503-098-1001-0

03-000147-050215

Directions for use of Parts Catalogue

1. Applicable model of machines

All component and option parts used for SW519 Mower are listed in this parts catalogue.

Description of type of machines and particulars

Type of Machines	Section	Engines			
		FC150V AB02 EB02	FC150V AB03 FB03 GB03	FC150V EB05	FC150V EC52
SW519	B	○			
	BE01	○			
	E01			○	
	GB		○		
	GBE01		○		
	PE01				○
	RBE01	○			
	KE01			○	
	RGBE01				

Note: When you place an order for spare parts, please check and specify the Engine Model of your machine.

2. Explanation for head paragraph

K300-101

KEY Réf.	PART CODE Pièces No.	DESCRIPTION	Désignation	QTY Quant.	TYPE OF MODEL			I T C	C O L	G R P	REMARKS Remarques
					FC150V AB03	FC150V FB03	Modél FC150V GB03				
1	5130-702-077-XX	GUIDE	Guide	1	*	*	*				130702077
2	5510-012-214-XX	TANK-COMP-FUEL	Reservoir	1	*	*	*				510012214
3	5510-482-069-XX	CAP-ASSY-TANK	Ens. bouchon	1	*	*	*				510482069
4	5110-092-831-XX	GASKET	Joint	1	*	*	*				110092831
		AIR BREATHER	Element	1	*	*	*				318292665600
			Element	1	*	*	*				491092054
				1	*	*	*				490192091
				1	*	*	*				490192094
				1	*	*	*				1316823

①
②
③
③
④
⑤
⑥
⑦
⑧
⑨
⑩

① KEY shows the location of parts diagramed in the illustration.

② Parts numbers begin with `V` and `W` are standard parts of the market.

- ③ `LH` and `RH` on the parts name are described against the moving direction of the machine or are described on the condition how to install parts on the machines.
- ④ QTY shows the number of parts to be used for one unit of machine.
 `M` is indicated for parts supplied by a meter long.
 `ℓ` is indicated for parts supplied by liter.
 `AR` is indicated for parts need to be adjusted or regulated.
- ⑤ The following symbol classifies parts to be used for machines.
 `*` means standard parts.
 `T` shows that the parts can be installed as optional parts.
 `R` shows that the parts can be used as applicable parts to replace originally equipped parts.
- ⑥ Serial number : upper row shows the serial number for the first product and lower row for the last product.
 Example : Serial no. 1 through to serial no. 1999.
- ⑦ ITC : Interchangeability
 `1` ...OLD ← NEW
 New parts can be used in place of the old parts.
 `2` ...OLD → NEW
 Old parts can be used in place of the new parts.
 `3` ...OLD NEW
 Old parts and new parts can not be replaced each other.
- ⑧ COL : Color code
 Color is signified with color code number for colored parts.
 Please see the color list shown in the next page.
- ⑨ GRP : Parts shown in this column can be replaced by SET parts.
 Exsample : Parts marked Ⓐ can be replaced by parts marked Ⓑ, and Ⓓ for Ⓒ, so the rest follow in the same alphabetical order.
- ⑩ Remarks
 * Other maker's part code number is shown in this column.
 * When Fig. No. is shown in the Remark column of SET parts or ASSY parts, each of their component parts are listed in said Fig. No.

3. Color :

The following colors are used for color parts.

COLOR CODE	COLOR	SPRAY TYPE CODE NUMBER	PAINTS 4K DRUM	PAINTS 16K DRUM
7 F	MIRROR BLACK	1300-954-001-10	1300-954-003-00	1300-954-004-00
8 E	SILVER MIST	1300-968-001-10	1300-968-003-00	1300-968-004-00

NOTE : Color code is signified only for the parts assigned by the maker as color parts.

4. Serial Numbers :

- 1) For engines serial number is stamped on CRANKCASE – COMP.

Please see FC150V – AB02,EB02 Fig.No.1-17, 18, 41, FC150V – AB03,FB03,GB03 Fig. No.1-17, 18, 39, FC150V – EB05 Fig.No.1-17, FC150V – EC52 Fig.No.1-16, 17

- 2) For chassies serial number is shown on the LABEL.

Please see



5. Parts Order

- 1) Parts numbers listed in the parts catalogue are all registered in "ISEKI on-line computer".
- 2) When you order parts, please make sure of correct numbers.
- 3) When substitute parts is available, the part number ordered will be automatically turned to a new part number.
- 4) Please be sure to use "ISEKI GENUINE PARTS".

Any other similar parts other than ISEKI parts when used may cause a trouble that makes us unable to repair or guarantee the warrant.

MODE D'EMPLOI DE CE CATALOGUE

1. Machine concernée

Toutes les pièces et composants utilisés pour la tondeuse SW519 sont repris dans ce manuel.

Explication du modèle et particularités de la machine

Machine	Modèle	Deutsch	English	Nederlands	Français	Moteur
---------	--------	---------	---------	------------	----------	--------

2. Explication du tableau principal

- 1) Réf. n° : C'est un numéro de référence pour trouver les pièces dans les plans.
- 2) Pièces n° : Chaque pièce possède son propre numéro de code à 12 chiffres avec lequel elle peut être contrôlée par ordinateur. Les pièces comportant un "V" ou un "W" dans leur numéro de code en tête sont procurable sur le marché.
- 3) "Gauche" et "Droite" dans la désignation de pièce se repère selon la direction de marche avant de la machine ou explique comment monter la pièce sur la machine.
- 4) Quant. : Cette colonne spécifie les quantités d'une pièce requise pour chaque section donnée.

"M" est utilisé pour des pièces fournies au mètre.
 "l" est utilisé pour des pièces fournies au litre.
 "AR" signifie "suivant les besoins".
- 5) Les symboles suivants classifient les pièces utilisées sur la machine.

"*" indique des pièces standards.
 "T" indique des pièces pouvant être utilisées en option.
 "R" indique des pièces pouvant remplacer des pièces montées d'origine.
- 6) Numéro de série : la ligne supérieure indique le numéro série de la première machine, la ligne inférieure le numéro de série de la dernière machine montée avec la pièce concernée.
 Exemple : du n° de série 1 jusqu'au n° 1999.

7) ITC : Interchangeabilité

"1" : indique que la nouvelle pièce (modifiée) peut remplacer l'ancienne.

"2" : indique qu'une ancienne pièce peut remplacer la nouvelle pièce.

"3" : indique que l'ancienne et la nouvelle pièce ne sont pas interchangeable.

8) Col : Code couleur

Indique le numéro de code couleur pour les pièces peintes. Veuillez vous référer à la liste sur la page suivante.

9) GRP :

Indique que la pièce peut être remplacée par un kit de pièces.

Ex. : les pièces marquées par un B remplacent des pièces marquées d'un A, D remplace C, etc....

10) Remarques :

* N° des pièces utilisées par d'autres fabricants.

* Si le numéro de figure (fig. n°) suit des pièces reprises dans un kit ou dans un ensemble de pièces, les vues éclatées de ces pièces sont reprises sous la fig. mentionnée.

3. Peinture

Les peintures suivantes sont utilisées :

Code couleur	Peinture	N° de code flacon	Peinture spray	4 kg	Peinture	16 kg
4 G	Crystal blue	1300-957-001-10	1300-957-003-00	1300-957-004-00		
5 I	Sunset gray	1300-959-001-10	1300-959-003-00	1300-959-004-00		
6 G	Summer white	1300-958-001-10	1300-958-003-00	1300-958-004-00		
7 F	Mirror black	1300-954-001-10	1300-954-003-00	1300-954-004-00		

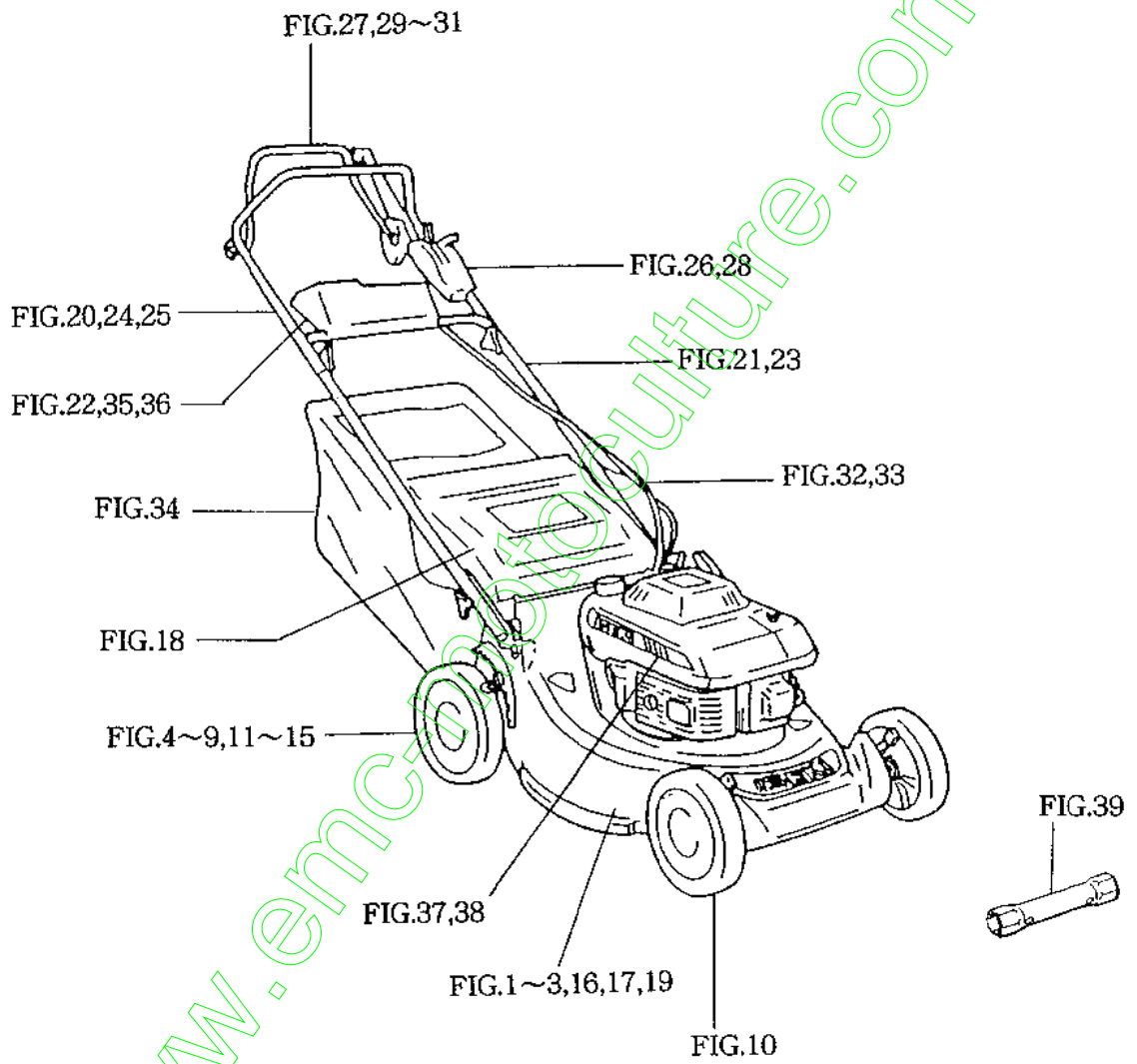
Note : ne s'applique que si la pièce est indiquée comme étant peinte par le fabricant.

4. Numéro de série

- 1) Le numéro moteur est estampé sur le bloc moteur.
Réf. fig. n° 5-1.
- 2) Le numéro de châssis est indiqué sur l'étiquette.
Réf.

5. Commande de pièces

- 1) Les numéros des pièces indiqués dans le catalogue de pièces sont repris dans "l'ordinateur en ligne" d'Iseki.
- 2) Veuillez vous assurer que les numéros des pièces commandées sont exacts.
- 3) Si une pièce a été substituée, le numéro de pièce est automatiquement remplacé par le nouveau numéro.
- 4) Utilisez des pièces d'origine Iseki. Toutes autres pièces utilisées semblables mais différentes des pièces Iseki peuvent causer une anomalie que nous ne pourrions plus réparer ou garantir.



CONTENTS

ENGINE (FC150V – AB02,EB02)

Moteur

CYLINDER/CRANKCASE	Fig. 1
Cylindre/Carter	
PISTON/CRANKSHAFT	Fig. 2
Piston/Vilebrequin	
VALVE/CRANKSHAFT	Fig. 3
Soupape/Arbre à cames	
LUBRICATION – EQUIPMENT	Fig. 4
Lubrification	
COOLING – EQUIPMENT	Fig. 5
Refroidissement	
ELECTRIC – EQUIPMENT	Fig. 6
Électricité	
CONTROL – EQUIPMENT	Fig. 7
Commandes	
CARBURETOR (EB02)	Fig. 8
Carburateur	
CARBURETOR (AB02)	Fig. 9
Carburateur	
AIR – FILTER/MUFFLER	Fig. 10
Filtre à air/Echappement	
FUEL – TANK/FUEL – VALVE	Fig. 11
Resservoir/Robinet à carburant	
STARTER	Fig. 12
Démarreur	
LABEL	Fig. 13
Étiquette	
ACCESSORY	Fig. 14
Accessoire	

CONTENTS

ENGINE (FC150V – AB03,FB03,GB03)

Moteur

CYLINDER/CRANKCASE	Fig. 1
Cylindre/Carter	
PISTON/CRANKSHAFT	Fig. 2
Piston/Vilebrequin	
VALVE/CRANKSHAFT	Fig. 3
Soupape/Arbre à cames	
LUBRICATION – EQUIPMENT	Fig. 4
Lubrification	
COOLING – EQUIPMENT	Fig. 5
Refroidissement	
ELECTRIC – EQUIPMENT	Fig. 6
Électricité	
CONTROL – EQUIPMENT	Fig. 7
Commandes	
CARBURETOR	Fig. 8
Carburateur	
CARBURETOR (AB03)	Fig. 9
Carburateur	
AIR – FILTER/MUFFLER	Fig. 10
Filtre à air/Echappement	
FUEL – TANK/FUEL – VALVE	Fig. 11
Reservoir/Robinet à carburant	
RECOIL STARTER	Fig. 12
Lanceur	
ELECTRIC STARTER	Fig. 13
Démarrreur	
ELECTRIC STARTER (AB03)	Fig. 14
Démarrreur	
LABEL	Fig. 15
Étiquette	
ACCESSORY	Fig. 16
Accessoire	

CONTENTS

ENGINE (FC150V – EB05)

Moteur

CYLINDER/CRANKCASE	Fig. 1
Cylindre/Carter	
PISTON/CRANKSHAFT	Fig. 2
Piston/Vilebrequin	
VALVE/CAMSHAFT	Fig. 3
Soupape/Arbre à cames	
LUBRICATION – EQUIPMENT	Fig. 4
Lubrification	
COOLING – EQUIPMENT	Fig. 5
Refroidissement	
ELECTRIC – EQUIPMENT	Fig. 6
Électricité	
CONTROL – EQUIPMENT	Fig. 7
Commandes	
CARBURETOR	Fig. 8
Carburateur	
AIR – FILTER/MUFFLER	Fig. 9
Filtre à air/Echappement	
FUEL – TANK/FUEL – VALVE	Fig. 10
Reservoir/Robinet à carburant	
STARTER	Fig. 11
Démarrreur	
BRAKE/COVER	Fig. 12
Plaque (modele R)	
LABEL	Fig. 13
Étiquette	
ACCESSORY	Fig. 14
Accessoire	

CONTENTS

ENGINE (FC150V – EC52)

Moteur

CYLINDER/CRANKCASE	Fig. 1
Cylindre/Carter	
PISTON/CRANKSHAFT	Fig. 2
Piston/Vilebrequin	
VALVE/CRANKSHAFT	Fig. 3
Soupape/Arbre à cames	
LUBRICATION – EQUIPMENT	Fig. 4
Lubrification	
COOLING – EQUIPMENT	Fig. 5
Refroidissement	
ELECTRIC – EQUIPMENT	Fig. 6
Électricité	
CONTROL – EQUIPMENT	Fig. 7
Commandes	
CARBURETOR	Fig. 8
Carburateur	
AIR – FILTER/MUFFLER	Fig. 9
Filtre à air/Echappement	
FUEL – TANK/FUEL – VALVE	Fig. 10
Reservoir/Robinet à acburant	
RECOIL STARTER	Fig. 11
Lanceur	
LABEL	Fig. 12
Étiquette	
ACCESSORY	Fig. 13
Accessoire	

CONTENTS

CHASSIS

ENGINE/BRAKE SYSTEM	Fig. 1
Système de freinage	
B.B.C SYSTEM (EXCEPT E01 TYPE)	Fig. 2
Système de frein de lame (excepté modèle E01)	
BLADE SYSTEM	Fig. 3
Lame	
JOINT SYSTEM (EXCEPT P - E01 TYPE)	Fig. 4
Cardan (excepté modèle P - E01)	
RINK SYSTEM (EXCEPT P, R TYPE)	Fig. 5
Plaque (excepté modèles P & R)	
CASE/MISSION SYSTEM (EXCEPT P, R TYPE)	Fig. 6
Boitier de transmission (excepté modèles P & R)	
GEAR SYSTEM (EXCEPT P, R TYPE)	Fig. 7
Pignonnerie (excepté modèles P & R)	
RACHET SYSTEM (EXCEPT P, R TYPE)	Fig. 8
Cliquet (excepté modèles P & R)	
WHEEL/REAR SYSTEM (EXCEPT P, R TYPE)	Fig. 9
Roue arrière (excepté modèles P & R)	
WHEEL/REAR SYSTEM (P TYPE)	Fig. 10
Roue arrière (modèle P)	
WHEEL/FRONT SYSTEM	Fig. 11
Roue avant	
RINK SYSTEM (R TYPE)	Fig. 12
Plaque (modèle R)	
CASE/MISSION SYSTEM (R TYPE)	Fig. 13
Boitier de transmission (modèle R)	
GEAR SYSTEM (R TYPE)	Fig. 14
Pignonnerie (modèle R)	
ROLLER SYSTEM (R TYPE)	Fig. 15
Rouleau (modèle R)	
DECK/CLAMP SYSTEM (EXCEPT P TYPE)	Fig. 16
Carter de coupe (excepté modèles P & R)	
DECK SYSTEM (P TYPE)	Fig. 17
Carter de coupe (modèle P)	

COVER/DISCHARGE SYSTEM	Fig. 18
Défecteur	
DECK SYSTEM (R TYPE)	Fig. 19
Carter de coupe (modèle R)	
HANDLE SYSTEM (B TYPE)	Fig. 20
Mancheron (modèle B)	
HANDLE SYSTEM (EXCEPT G, P TYPE)	Fig. 21
Mancheron (excepté modèles G et P)	
HANDLE SYSTEM (G TYPE)	Fig. 22
Mancheron (modèle G)	
HANDLE (A) SYSTEM (P TYPE)	Fig. 23
Mancheron (A) (modèle P)	
HANDLE SYSTEM (E01, R - E01 TYPE)	Fig. 24
Mancheron (modèles E01 & R - E01)	
HANDLE (B) TYPE (P TYPE)	Fig. 25
Mancheron (B) (modèle P)	
CONTROL LEVER SYSTEM (EXCEPT P, R TYPE)	Fig. 26
Levier de contrôle (excepté modèles P & R)	
CLUTH LEVER SYSTEM (B TYPE)	Fig. 27
Levier d'embrayage (modèle B)	
LEVER/AXEL SYSTEM (P, R TYPE)	Fig. 28
Levier d'accélérateur (modèle P & R)	
LEVER/PUSH SYSTEM (P TYPE)	Fig. 29
Levier (modèle P)	
LEVER SYSTEM (E01, R - E01 TYPE)	Fig. 30
Levier (modèles E01 & R - E01)	
LEVER SYSTEM (E01, R - E01 TYPE)	Fig. 31
Levier (modèles E01 & R - E01)	
CABLE • CABLE/BRAKE SYSTEM (EXCEPT R - B, R - G TYPE)	Fig. 32
Câble - Frein de lame (excepté modèles R - B & R - G)	
CABLE/AXLE • CABLE SYSTEM (P, R TYPE)	Fig. 33
Câble - Accélérateur (modèles P & G)	
COLLECTOR SYSTEM	Fig. 34
Collecteur	
HARNESS, BATTERY SYSTEM (G TYPE)	Fig. 35
Faisceau/batterie (modèle G)	
HARNESS/BATTERY SYSTEM (GB TYPE)	Fig. 36
Faisceau/batterie (modèle GB)	
MARK, ORNAMENT, LABEL SYSTEM	Fig. 37
Étiquettes	

MARK, ORNAMENT, LABEL SYSTEM (P, R TYPE) Fig. 38
Etiquettes (modèles P & R)

TOOLS, MANUAL SYSTEM Fig. 39
Outils/manuel

www.emc-motoculture.com

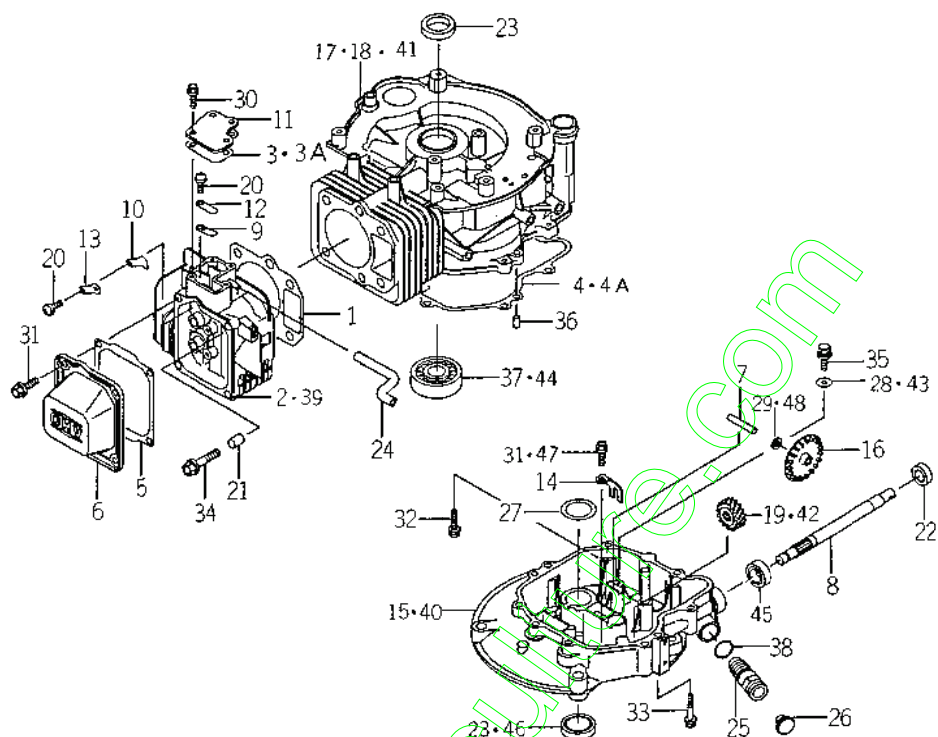
ENGINE Moteur

FC150V – AB02

FC150V – EB02

www.emc-motoculture.com

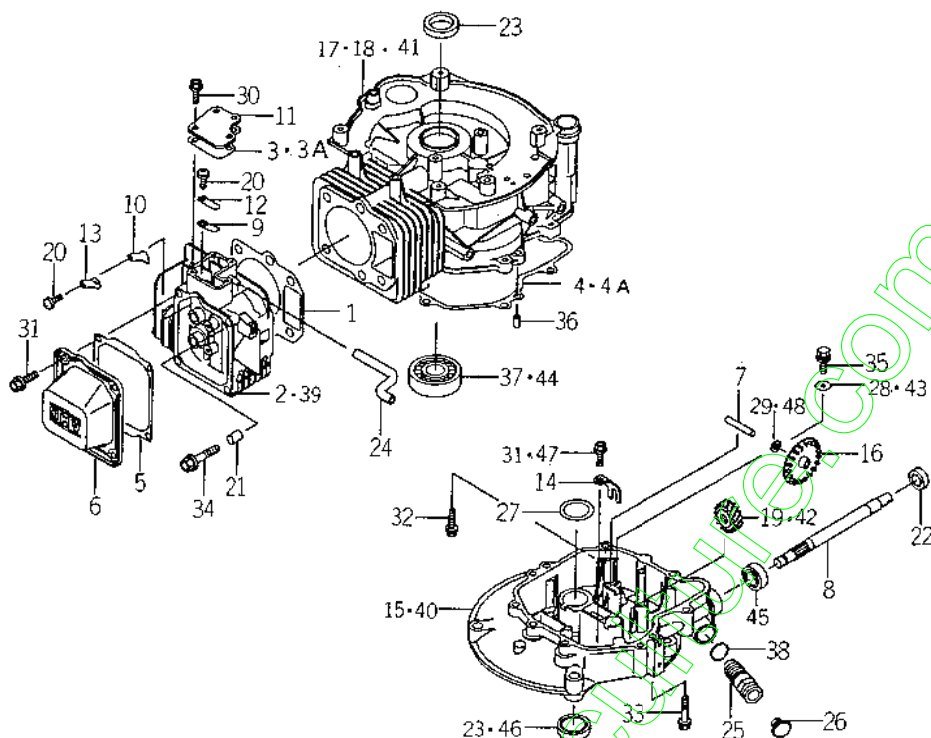
FIG. 1 CYLINDER/CRANKCASE
Cylinder/Carter



V62J-CC10

KEY Réf.	PART CODE Pièces No.	DESCRIPTION	Designation	QTY Quant.	TYPE OF MODEL		Modél	I T C	C O L	G R P	REMARKS Remarques
					FC150V AB02	FC150V EB02					
1	5110-042-099-XX	GASKET HEAD	Joint de cylindre	1	*	*					110042099
2	5110-086-023-XX	HEAD-COMP-CYLINDER	Culasse	1		*					110086023
3	5110-092-740-XX	GASKET-COVER	Joint	1	*	1- -C25867					110092740
3A	5110-602-007-XX	GASKET-COVER	Joint	1		C25868-					110602007
4	5110-092-770-XX	GASKET-CRANKCASE	Joint	1	*	1- -C25867					110092770
4A	5110-602-011-XX	GASKET-CRANKCASE	Joint	1		C25868-					110602011
5	5110-092-848-XX	GASKET-ROCKER	Joint	1	*	*					110092848
6	5110-222-057-XX	CASE-ROCKER	Joint	1	*	*					110222057
7	5131-072-202-XX	SHAFT	Arbre	1	*	*					131072202
8	5131-072-220-XX	SHAFT	Arbre	1	*	*					131072220
9	5131-832-258-XX	PLATE	Praque	1	*	*					131832258
10	5131-832-259-XX	PLATE	Praque	1	*	*					131832259
11	5140-242-180-XX	COVER	Capot	1	*	*					140242180
12	5151-262-149-XX	VALVE	Soupape	1	*	*					161262149
13	5151-262-150-XX	VALVE	Soupape	1	*	*					161262150
14	5210-832-062-XX	ARM	Bras	1	*	*					210832062
15	5490-156-088-XX	COVER-CRANKCASE	Carter	1		*					490156088
16	5490-732-055-XX	SLINGER-OIL	Défecteur d'huile	1	*	*					490732055
17	5491-202-240-XX	CRANKCASE-COMP	Carter	1		*					491202240
18	5491-202-246-XX	CRANKCASE-COMP	Carter	1		*					491202246
19	5590-562-790-XX	GEAR-HELICAL	Pignon	1		*					590562790
20	5920-092-166-XX	SCREW-5X8	Vis	2	*	*					920092166
21	5920-431-264-XX	PIN	Axe	2	*	*					920431264
22	5920-492-204-XX	SEAL-OIL	Joint SPI	1		*					920492204
23	5920-492-208-XX	SEAL-OIL	Joint SPI	2		*					920492208

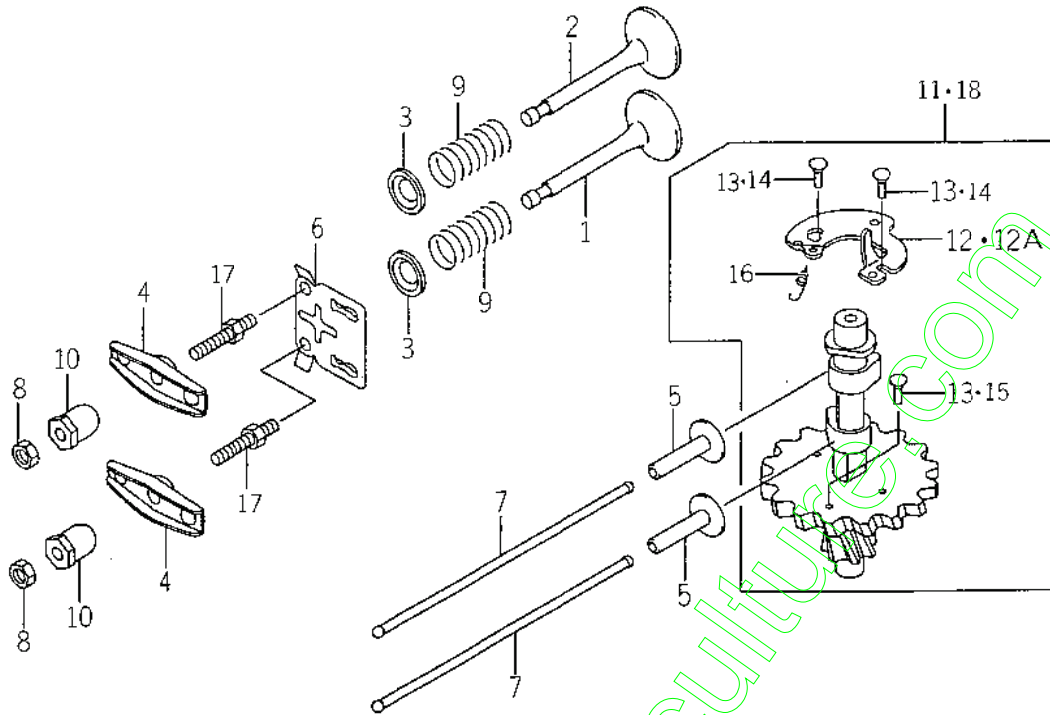
FIG. 1 CYLINDER/CRANKCASE
Cylindre/Carter



X621-001C

KEY Réf.	PART CODE Pièces No	DESCRIPTION	Désignation	QTY Quant.	TYPE OF MODEL		Model	I T C	C O L	G R P	REMARKS Remarques
					FC150V AB02	FC150V EB02					
24	5920-592-256-XX	TUBE	Tuyau	1	*	*					920592256
25	5920-662-180-XX	PLUG	Bouchon	1	*	*					920662180
26	5920-662-193-XX	PLUG	Bouchon	1		*					920662193
27	5922-002-026-XX	WASHER-25X42X1.0	Rondelle	1		*					922002026
28	5922-002-033-XX	WASHER-5X16X0.8	Rondelle	1		*					922002033
29	5922-002-034-XX	WASHER-6X12X1.6	Rondelle	1		*					922002034
30	5130-B05-10X-XX	BOLT-FLANGED	Vis	4	*	*					130B0510
31	5130-B06-12X-XX	BOLT-FLANGED	Vis	5	*	*					130B0612
32	5130-G06-25X-XX	BOLT-FLANGED	Vis	5	*	*					130G0625
33	5130-G06-45X-XX	BOLT-FLANGED	Vis	2	*	*					130G0645
34	5130-G08-45X-XX	BOLT-FLANGED	Vis	4	*	*					130G0845
35	5187-B05-10X-XX	BOLT-UPSET-WSP	Vis	1	*	*					187B0510
36	5551-A06-12X-XX	PIN-DOWEL	Pion	2	*	*					551A0612
37	5601-B62-05X-XX	BEARING-BALL	Roulement à billes	1		*					601B6205
38	5670-D20-15X-XX	O-RING	Joint torique	1	*	*					670D2015
39	5110-086-008-XX	HEAD-COMP-CYLINDER	Culasse	1	*						110086008
40	5490-156-055-XX	COVER-CRANKCASE	Carter	1	*						490156055
41	5491-202-184-XX	CRANKCASE-COMP	Carter	1	*						491202184
42	5590-562-790-XX	GEAR-HELICAL	Pignon	1	*						590562790
43	5145-V17-281-AX	WASHER	Rondelle	1	*						3145V17281A
44	5920-452-155-XX	BEARING-BALL	Roulement à billes	1	*						920452155
45	5117-604-241-00	SEAL-OIL	Joint SPI	1	*						311760424100
46	5158-014-231-AX	SEAL-OIL	Joint SPI	2	*						3158014231A
47	5130-B06-14X-XX	BOLT-FLANGED	Vis	1	*						130B0614
48	5920-222-131-XX	WASHER	Rondelle	1	*						920222131

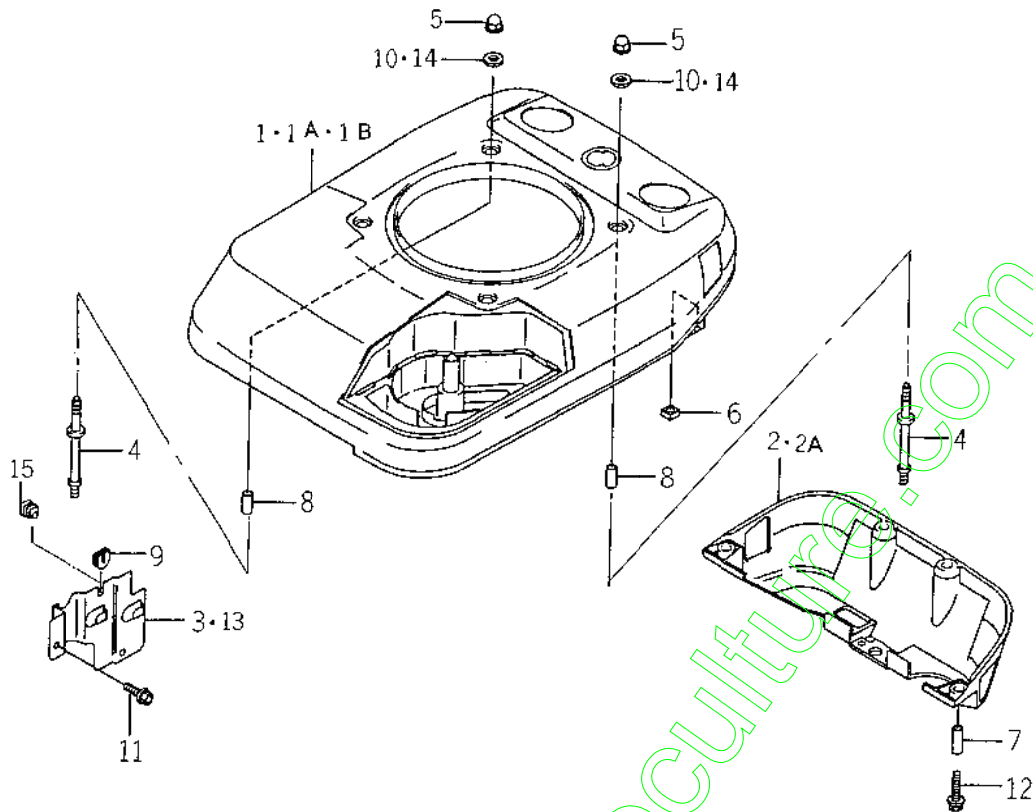
FIG. 3 VALVE/CRANKSHAFT
Soupape/Arbre à cames



KE21-003C

KEY Réf.	PART CODE Pièces No.	DESCRIPTION	Désignation	QTY Quant.	TYPE OF MODEL		Modél	I T C	C O L	G R P	REMARKS Remarques
					FC150V AB02	FC150V EB02					
1	5120-042-090-XX	VALVE-INTAKE	Soupape d'admission	1	*	*					120042090
2	5120-052-074-XX	VALVE-EXHAUST	Soupape d'échappement	1	*	*					120052074
3	5120-092-062-XX	RETAINER-VALVE	Coupelle	2	*	*					120092062
4	5120-162-057-XX	ARM-ROCKER	Culbuteur	2	*	*					120162057
5	5120-322-065-XX	TAPPET	Poussoir	2	*	*					120322065
6	5130-702-072-XX	GUIDE	Guide	1	*	*					130702072
7	5131-162-065-XX	ROD-PUSH	Tige-poussoir	2	*	*					131162065
8	5920-152-240-XX	NUT	Ecrou	2	*	*					920152240
9	5490-782-064-XX	SPRING-ENGINE VALVE	Ressort	2	*	*					490782064
10	5920-152-253-XX	NUT	Ecrou	2	*	*					920152253
11	5491-182-119-XX	CAMSHAFT-COMP	Arbre a cames	1		*					491182119
12	5211-182-069-XX	DECOMPRESSOR	Décompresseur	1	*		1- -B74379				211182069
12A	5211-182-082-XX	DECOMPRESSOR	Décompresseur	1			B74380-				211182082
13	5920-432-168-XX	PIN	Axe	3	*		*				920432168
14	5920-432-168-XX	PIN	Axe	2	*						920432168
15	5920-432-169-XX	PIN	Axe	1	*						920432169
16	5920-812-342-XX	SPRING	Ressort	1	*	*					920812342
17	5921-502-102-XX	BOLT	Vis	2	*	*					921502102
18	5491-182-068-XX	CAMSHAFT-COMP	Arbre acames	1	*						491182068

FIG. 5 COOLING – EQUIPMENT
Refroidissement

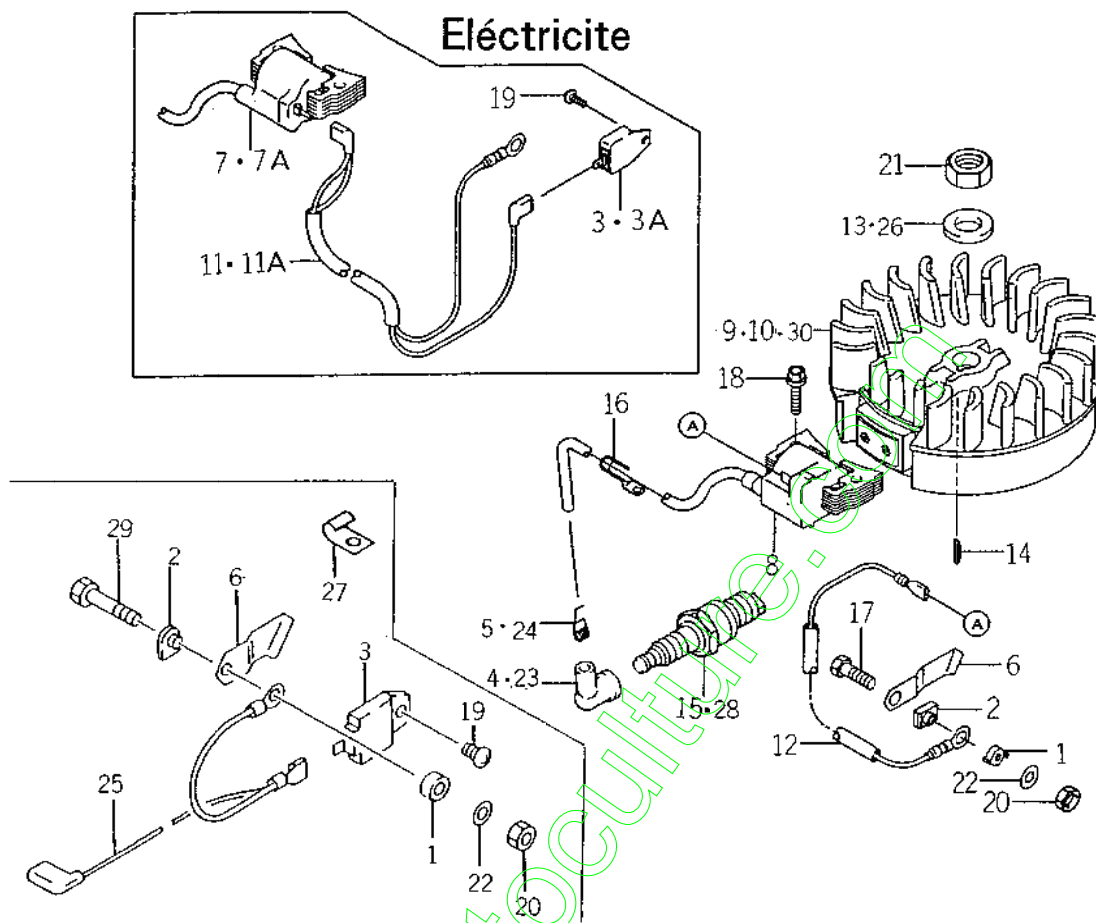


K821-0050

KEY Réf.	PART CODE Pièces No.	DESCRIPTION	Désignation	QTY Quant.	TYPE OF MODEL		Modél	I T C	C O L	G R P	REMARKS Remarques
					FC150V AB02	FC150V E802					
1	5140-242-251-XX	COVER	Couvercle	1	1- -B87759	1- -B87759					140242251
1A	5140-242-289-XX	COVER-UPPER	Couvercle	1	B87760-	B87760-					140242289
1B	5140-902-009-XX	COVER-UPPER	Couvercle	1		-C26560 C26561-					140902009
2	5140-242-252-XX	COVER-LOWER	Couvercle	1	*	1- -C26560					140242252
2A	5140-902-013-XX	COVER-LOWER	Couvercle	1		C26561-					140902013
3	5140-902-023-XX	COVER	Couvercle	1	*	*					140902023
4	5920-042-117-XX	STUD	Goujon	4	*	*					920042117
5	5920-151-170-XX	NUT	Ecrou	4	*	*					920151170
6	5920-152-241-XX	NUT-GMM	Ecrou	4	*	*					920152241
7	5920-262-273-XX	SPACER-6. 2X7. 8X17	Pièce d'écartement	4	*	*					920262273
8	5920-262-274-XX	SPACER-6. 2X7. 8X22	Pièce d'écartement	4	*	*					920262274
9	5920-712-113-XX	GROMMET	Passe -fil	1	*	*					920712113
10	5922-002-078-XX	WASHER-6. 5X18X2. 0	Rondelle	4	*	*					922002078
11	5130-B05-10X-XX	BOLT-FLANGED	Vis	2	*	*					130B0510
12	5130-G06-25X-XX	BOLT-FLANGED	Vis	4	*	*					130G0625
13	5140-242-181-XX	COVER	Capot	1	*	*					140242181
14	5920-222-136-XX	WASHER	Rondelle	4	*	*					920222136
15	5920-712-109-XX	GROMMET	Passe -fil	1	*	*					920712109

FIG. 6 ELECTRIC — EQUIPMENT

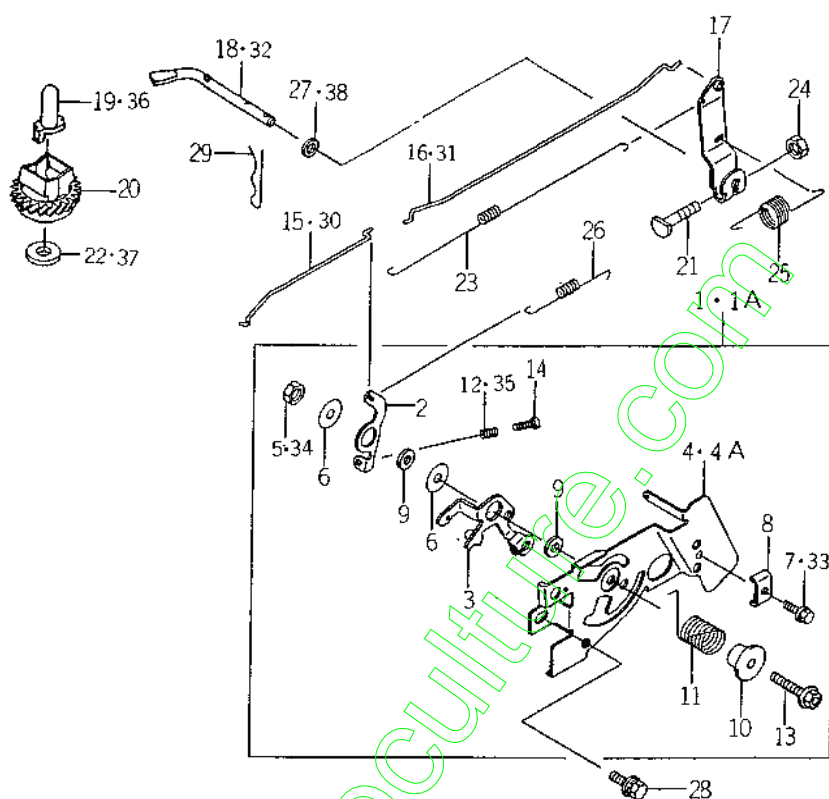
Électricité



EG21-0060

KEY Réf.	PART CODE Pièces No.	DESCRIPTION	Designation	QTY Quant.	TYPE OF MODEL		Model	I T C	C O L	G R P	REMARKS Remarques
					FC150V AB02	FC150V EB02					
1	5140-242-183-XX	COVER	Capot	1	*	*					140242183
2	5160-732-124-XX	INSULATOR	Ecran thermique	1	*	*					160732124
3	5211-192-119-XX	IGNITER	Bougie d'allumage	1	*	1- -B50811 850812-					211192119
3A	5211-192-139-XX	IGNITER	Bougie d'allumage	1	*	850812-					211192139
4	5211-302-066-XX	CAP-SPARK PLUG	Capuchon	1	*	*					211302066
5	5211-692-004-XX	TERMINAL	Borne	1	*	*					211692004
6	5211-692-066-XX	TERMINAL	Borne	1	*	*					211692066
7	5211-712-153-XX	COIL-ASSY-IGNITION	Ens. bobine d'allumage	1	*	1- -B50811 850812-					211712153
7A	5211-712-176-XX	COIL-ASSY-IGNITION	Ens. bobine d'allumage	1	*	850812-					211712176
8	5211-712-200-XX	COIL-ASSY-IGNITION	Ens. bobine d'allumage	1	*	*					211712200
9	5211-942-218-XX	FLYWHEEL-COMP	Volant	1	*	*					211942218
10	5211-942-290-XX	FLYWHEEL-COMP	Volant	1	*	*					211942290
11	5260-112-246-XX	WIRE-LEAD	Fil	1	*	1- -C13447 C13448-					260112246
11A	5260-112-279-XX	WIRE-LEAD	Fil	1	*	C13448-					260112279
12	5260-112-306-XX	WIRE-LEAD	Fil	1	*	*					260112306
13	5920-222-102-XX	WASHER	Rondelle	1	*	*					920222102
14	5920-382-077-XX	KEY	Clavette	1	*	*					920382077
15	5920-702-084-XX	PLUG-SPARK-BP6ES	Bougie	1	*	*					920702084
16	5921-702-041-XX	CLAMP	Attache	1	*	*					921702041
17	5112-B05-22X-XX	BOLT-UPSET	Vis	1	*	*					112B0522
18	5130-G06-25X-XX	BOLT-FLANGED	Vis	2	*	*					130G0625
19	5241-B04-12X-XX	SCREW-PAN-WP	Vis	1	*	*					241B0412
20	5311-B05-00X-XX	NUT-HEX	Ecrou	1	*	*					311B0500
21	5314-G14-00X-XX	NUT-HEX-FINE	Ecrou	1	*	*					314G1400
22	5410-B05-00X-XX	W-PLAIN-S	Rondelle	1	*	*					410B0500

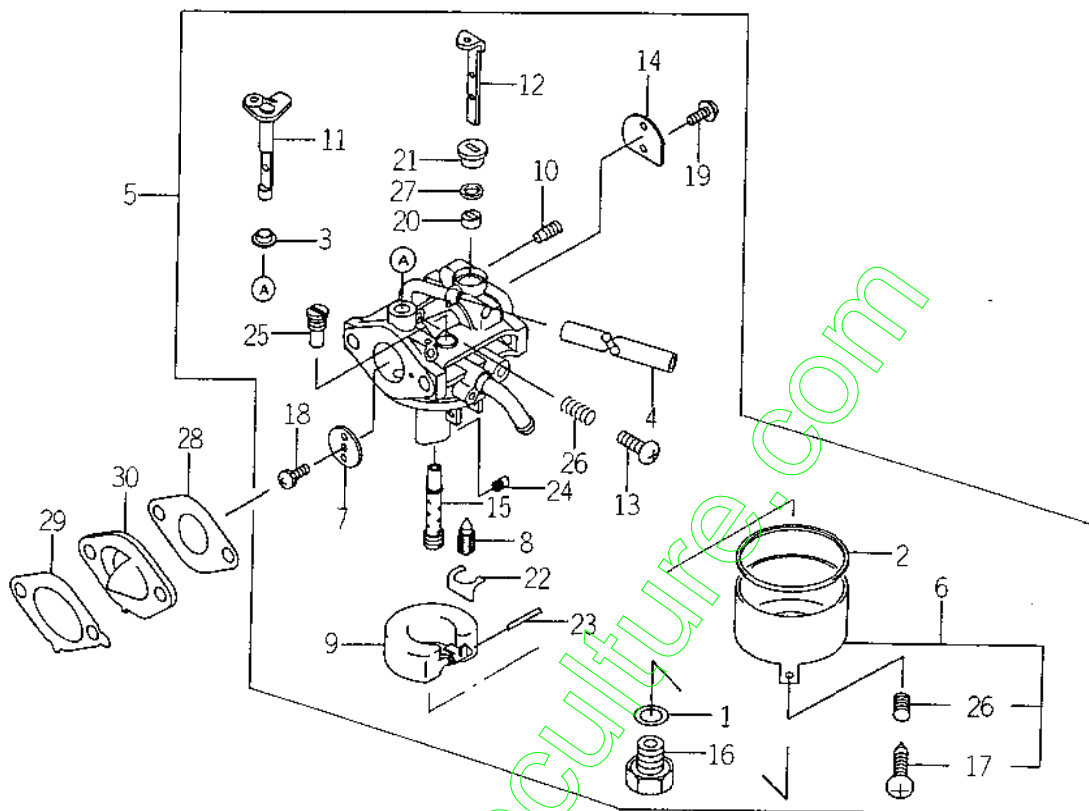
FIG. 7 CONTROL – EQUIPMENT
Commandes



1621-0070

KEY Réf.	PART CODE Pièces No.	DESCRIPTION	Désignation	QTY Quant.	TYPE OF MODEL		Modél	I T C	C O L	G R P	REMARKS Remarques
					FC150V AB02	FC150V EB02					
1	5391-802-549-XX	PANEL-ASSY-CONTROL	Ens. panneau de commande	1	*	1- -F06974					391802549
1A	5391-802-904-XX	PANEL-ASSY-CONTROL	Ens. panneau de commande	1		F06975-					391802904
2	5131-682-288-XX	LEVER	Levier	1	*	*					131682288
3	5131-682-298-XX	LEVER	Levier	1	*	*					131682298
4	5592-262-201-XX	PANEL-CONTROL	Panneau de commande	1	*	1- -F06974					592262201
4A	5592-262-293-XX	PANEL-CONTROL	Panneau de commande	1		F06975-					592262293
5	5920-152-051-XX	NUT	Ecrou	1	*	*					920152051
6	5920-222-372-XX	WASHER-6X19X1.2	Rondelle	2	*	*					920222372
7	5921-502-182-XX	BOLT-5X18	Vis	1	*	*					921502182
8	5920-372-209-XX	CLAMP	Attache	1	*	*					920372209
9	5921-432-135-XX	COLLAR-6X13X2.3	Entretoise	2	*	*					921432135
10	5921-432-148-XX	COLLAR	Entretoise	1	*	*					921432148
11	5921-442-211-XX	SPRING	Ressort	1	*	*					921442211
12	5921-442-266-XX	SPRING	Ressort	1	*	*					921442266
13	5130-806-30X-XX	BOLT-FLANGED	Vis	1	*	*					13080630
14	5214-804-20X-XX	SCREW-PAN	Vis	1	*	*					21480420
15	5161-692-125-XX	LINK-CHOKE	Tige	1	*	*					161692125
16	5161-712-080-XX	LINK	Tige	1	*	*					161712080
17	5211-872-060-XX	ARM-ASSY	Ens. bras	1	*	*					211872060
18	5390-032-071-XX	ARM-PIVOT	Bras	1	*	*					390032071
19	5420-362-051-XX	SLEEVE	Bague	1	*	*					420362051
20	5491-102-076-XX	GOVERNOR-ASSY	Ens. regulateur	1	*	*					491102076
21	5920-022-269-XX	BOLT	Vis	1	*	*					920022269
22	5920-222-019-XX	WASHER	Rondelle	1	*	*					920222019
23	5920-812-299-XX	SPRING-LINK	Ressort	1	*	*					920812299

FIG. 8 CARBURETOR (EB02)
Carburateur

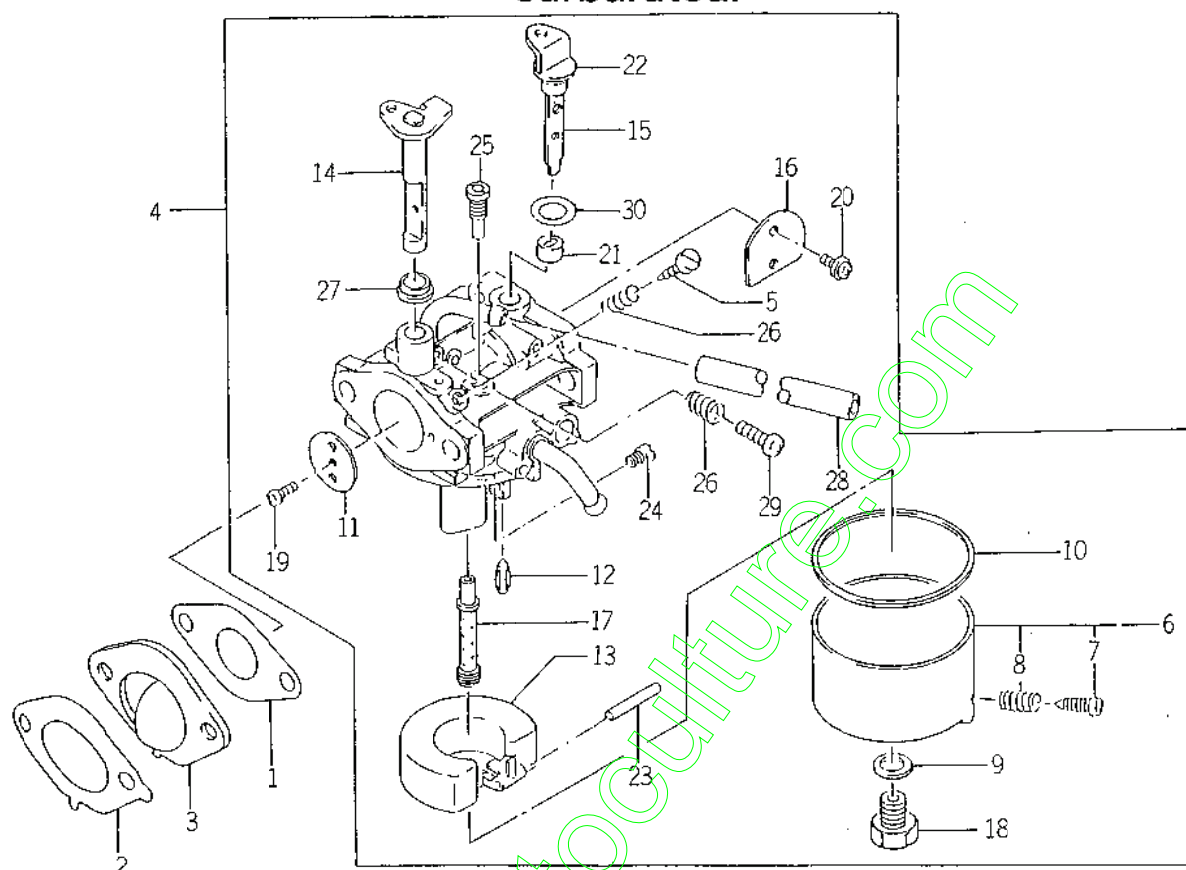


K621-0080

KEY Réf.	PART CODE Pièces No.	DESCRIPTION	Designation	QTY Quant.	TYPE OF MODEL			I T C	C O L	G R P	REMARKS Remarques
					FC150V AB02	FC150V EB02	Modél				
1	5110-092-036-XX	GASKET	Joint	1		*					110092036
2	5110-092-037-XX	GASKET	Joint	1		*					110092037
3	5921-432-143-XX	COLLAR	Entretoise	1		*					921432143
4	5921-902-163-XX	TUBE-4X7X125	Tuyau	1		*					921902163
5	5150-032-364-XX	CARBURETOR-ASSY	Ens. carburateur	1		*					150032364
6	5160-202-052-XX	CHAMBER-FLOAT	Chamber du flotteur	1		*					160202052
7	5160-252-001-XX	VALVE-THROTTLE 110	Boisseau	1		*					160252001
8	5160-302-083-XX	VALVE-FLOAT	Soupape	1		*					160302083
9	5160-312-058-XX	FLOAT	Flotteur	1		*					160312058
10	5160-352-063-XX	JET-AIR 0.9	Vis de richesse	1		*					160352063
11	5160-412-178-XX	SHAFT-CARBURETOR	Axe volet d'air	1		*					160412178
12	5160-412-197-XX	SHAFT-CARBURETOR	Axe volet d'air	1		*					160412197
13	5214-804-12X-XX	SCREW-PAN	Vis	1		*					21480412
14	5161-262-199-XX	VALVE	Volet d'air	1		*					161262199
15	5491-212-189-XX	NOZZLE-MAIN	Gicleur principal	1		*					491212189
16	5920-022-011-XX	BOLT	Vis	1		*					920022011
17	5920-092-015-XX	SCREW	Vis	1		*					920092015
18	5920-092-024-XX	SCREW	Vis	1		*					920092024
19	5920-092-149-XX	SCREW	Vis	2		*					920092149
20	5920-272-003-XX	COLLAR	Entretoise	1		*					920272003
21	5920-272-004-XX	COLLAR	Entretoise	1		*					920272004
22	5920-332-067-XX	RING-SNAP	Goupille à ressort	1		*					920332067
23	5920-432-006-XX	PIN	Axe	1		*					920432006
24	5920-632-096-XX	JET-MAIN 68.8	Gicleur principal	1		*					920632096
25	5920-642-002-XX	JET-PILOT 45	Vis de melange	1		*					920642002

FIG. 9 CARBURETOR (AB02)

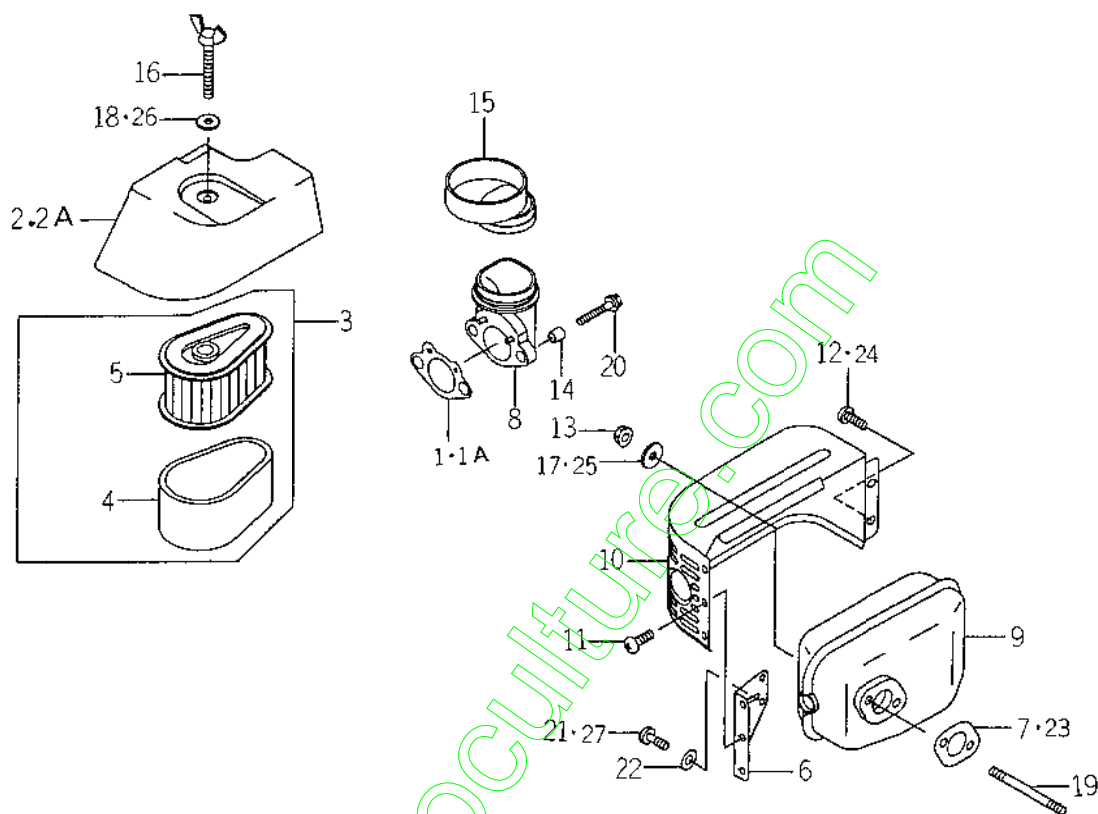
Carburateur



x500-1c1

KEY Réf.	PART CODE Pièces No.	DESCRIPTION	Designation	QTY Quant.	TYPE OF MODEL		Model	I T C	C O L	G R P	REMARKS Remarques
					FC150V AB02	FC150V EB02					
1	5110-092-746-XX	GASKET, CARBURETOR	Joint	1	*						110092746
2	5110-092-833-XX	GASKET, INSULATOR	Joint	1	*						110092833
3	5160-732-136-XX	INSULATOR	Ecran thermique	1	*						160732136
4	5150-032-006-XX	CARBURETOR-ASSY.	Ens. carburateur	1	*						150032006
5	5164-706-114-00	SCREW-PILOT AIR	Vis	1	*						316470611400
6	5145-766-130-AX	CHAMBER-FLOAT	Chambre du flotteur	1	*						3145766130A
7	5154-706-133-AX	SCREW	Vis	1	*						3154706133A
8	5131-226-116-00	SPRING	Ressort	1	*						313122611600
9	5144-996-159-AX	GASKET	Joint	1	*						3144996159A
10	5145-986-128-AX	GASKET	Joint	1	*						3145986128A
11	5136-506-101-00	VALVE-THROTTLE, #110	Boisseau	1	*						313650610100
12	5144-996-122-AX	VALVE-FLOAT	Soupape	1	*						3144996122A
13	5160-312-058-XX	FLOAT	Flotteur	1	*						160312058
14	5160-412-178-XX	SHAFT-CARBURETOR, TH	Axe volet d'air	1	*						160412178
15	5160-412-197-XX	SHAFT-CARBURETOR, CH	Axe volet d'air	1	*						160412197
16	5161-262-173-XX	VALVE, CHOKE	Volet d'air	1	*						161262173
17	5491-212-113-XX	NOZZLE-MAIN, #2A	Gicleur principal	1	*						491212113
18	5144-996-143-AX	BOLT	Vis	1	*						3144996143A
19	5165-506-137-AX	SCREW	Vis	1	*						3165506137A
20	5920-092-149-XX	SCREW	Vis	2	*						920092149
21	5145-986-138-AX	COLLAR	Entretoise	1	*						3145986138A
22	5145-986-157-AX	COLLAR	Entretoise	1	*						3145986157A
23	5144-996-127-AX	PIN	Axe	1	*						3144996127A
24	5920-632-096-XX	JET-MAIN, #68.8	Gicleur principal	1	*						920632096
25	5920-642-065-XX	JET-PILOT, #38.8	Vis de melange	1	*						920642065

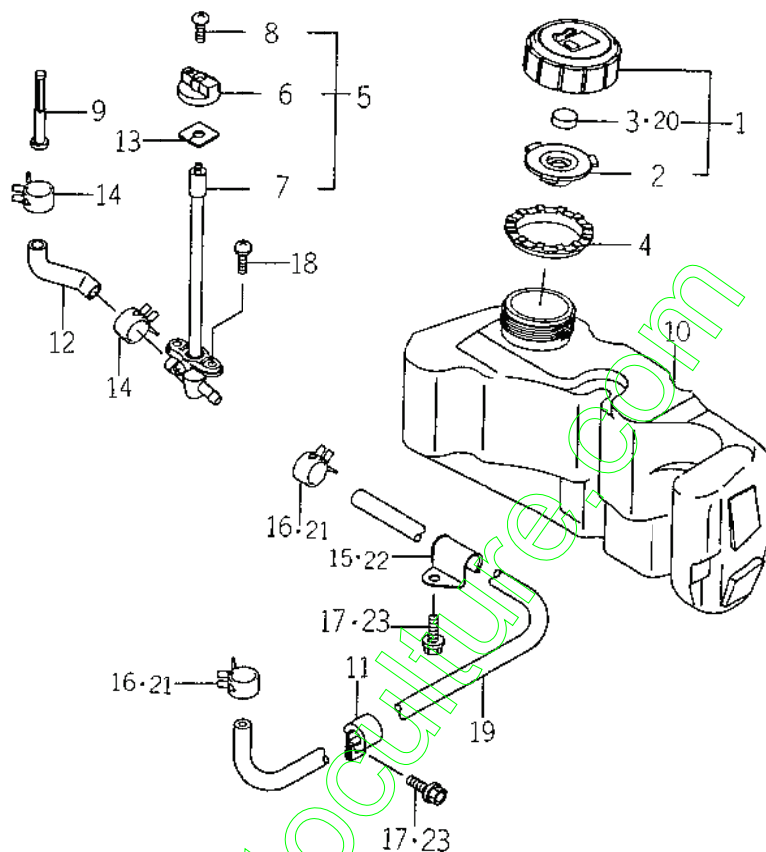
FIG. 10 AIR – FILTER/MUFFLER
Filter à air/Echappement



RE21-0090

KEY Réf.	PART CODE Pièces No.	DESCRIPTION	Designation	QTY Quant.	TYPE OF MODEL		Model	I T C	C O L	G R P	REMARKS Remarques
					FC150V AB02	FC150V EB02					
1	5110-092-742-XX	GASKET-INTAKE PIPE	Joint	1	*	1-					110092742
1A	5110-602-067-XX	GASKET-INTAKE PIPE	Joint	1		-C25887 C25888-					110602067
2	5110-122-272-XX	CAP-AIR FILTER	Capuchon	1	*	1-					110122272
2A	5110-122-313-XX	CAP-AIR FILTER	Capuchon	1		-C26560 C26561-					110122313
3	5110-292-002-XX	ELEMENT-ASSY	Ens. element	1	*	*					110292002
4	5110-132-119-XX	ELEMENT-AIR FILTER	Element	1	*	*					110132119
5	5110-132-120-XX	ELEMENT-AIR FILTER	Element	1	*	*					110132120
6	5110-462-053-XX	BRACKET	Support	1	*	*					110462053
7	5110-602-009-XX	GASKET-MUFFLER	Joint	1	*	*					110602009
8	5160-602-129-XX	PIPE-INTAKE	Tubulure d'admission	1	*	*					160602129
9	5490-702-491-XX	MUFFLER-COMP	Echappement	1	*	*					490702491
10	5491-062-446-XX	COVER-MUFFLER	Couvercle	1	*	*					491062446
11	5920-092-166-XX	SCREW-5X8	Vis	3	*	*					920092166
12	5920-092-308-XX	SCREW	Vis	2	*	*					920092308
13	5920-151-193-XX	NUT	Ecrou	2	*	*					920151193
14	5920-262-272-XX	SPACER-6. 2X7. 8X8	Pièce d'écartement	2	*	*					920262272
15	5920-592-257-XX	TUBE	Tuyau	1	*	*					920592257
16	5921-502-101-XX	BOLT	Vis	1	*	*					921502101
17	5922-002-032-XX	WASHER-7X21X2. 3	Rondelle	2	*	*					922002032
18	5922-002-078-XX	WASHER-6. 5X18X2. 0	Rondelle	1	*	*					922002078
19	5172-606-80X-XX	BOLT-STUD	Goujon	2	*	*					17260680
20	5186-806-80X-XX	BOLT-UPSET-WP	Vis	2	*	*					18680680
21	5214-805-10X-XX	SCREW-PAN	Vis	2	*	*					21480510
22	5411-805-00X-XX	WASHER-PLAIN	Rondelle	2	*	*					41180500
23	5110-092-743-XX	GASKET, MUFFLER	Joint	1	*	*					110092743

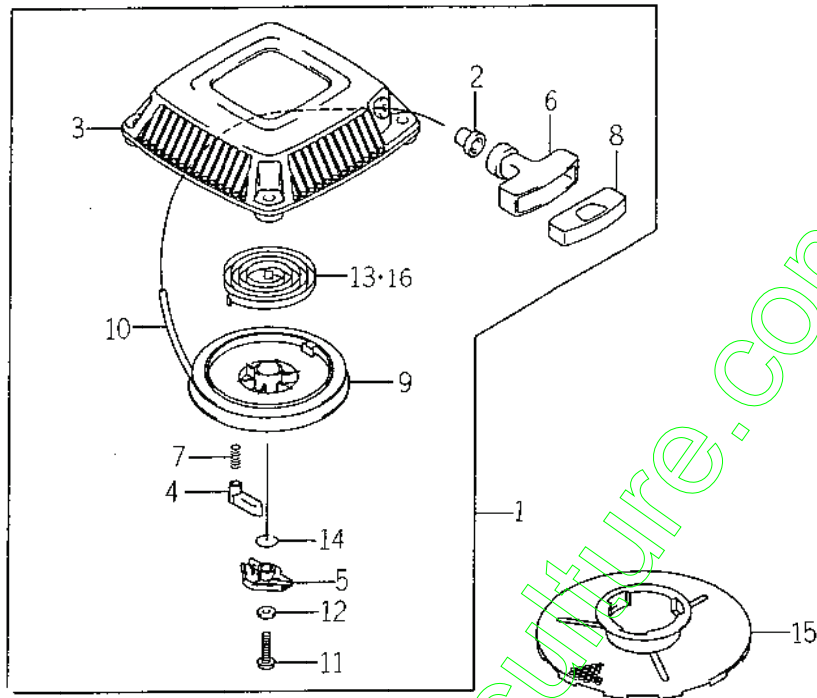
FIG. 11 FUEL – TANK / FUEL – VALVE
 Reservoir / Robinet à carburant



K621-0106

KEY Réf.	PART CODE Pièces No.	DESCRIPTION	Désignation	QTY Quant.	TYPE OF MODEL			Modél	I T C	C O L	P C G	REMARKS Remarques
					FC150V AB02	FC150V EB02						
1	5510-482-069-XX	CAP-ASSY-TANK	Ens. bouchon	1	*	*						510482069
2	5110-092-831-XX	GASKET	Joint	1	*	*						110092831
3	5491-092-054-XX	ELEMENT BREATHER	Element	1	*	*						491092054
4	5130-702-077-XX	GUIDE	Guide	1	*	*						130702077
5	5490-192-094-XX	FILTER-FUEL	Robinet	1	*	*						490192094
6	5131-682-303-XX	LEVER	Levier	1	*	*						131682303
7	5161-042-052-XX	FILTER-COMP	Robinet	1	*	*						161042052
8	5920-092-296-XX	SCREW	Vis	1	*	*						920092296
9	5490-192-091-XX	FILTER-FUEL	Robinet	1	*	*						490192091
10	5510-012-214-XX	TANK-COMP-FUEL	Reservoir	1	*	*						510012214
11	5920-372-202-XX	CLAMP	Attache	1	*	*						920372202
12	5920-592-262-XX	TUBE	Tuyau	1	*	*						920592262
13	5920-932-088-XX	SEAL	Joint	1	*	*						920932088
14	5921-702-009-XX	CLAMP	Attache	2	*	*						921702009
15	5921-702-037-XX	CLAMP	Attache	1	*	*						921702037
16	5921-702-043-XX	CLAMP	Attache	2	*	*						921702043
17	5130-806-12X-XX	BOLT-FLANGED	Vis	2	*	*						13080612
18	5233-805-10X-XX	SCREW-PAN-WP	Vis	2	*	*						23380510
19	5705-A04-100-0X	TUBE-BRAID	Tuyau	1	*	*						705A041000
20	5182-926-656-00	ELEMENT-BREATHER	Element	1	*	*						318292665600
21	5171-966-812-00	CLAMP	Attache	2	*	*						317196681200
22	5921-702-020-XX	CLAMP	Attache	1	*	*						921702020
23	5130-806-10X-XX	BOLT-FLANGED	Vis	2	*	*						13080610

FIG. 12 STARTER
Démarrreur



K621-0110

KEY Réf.	PART CODE Pièces No.	DESCRIPTION	Désignation	QTY Quant.	TYPE OF MODEL		Modél	I T C	C O L	G R P	REMARKS Remarques
					FC150V AB02	FC150V EB02					
1	5490-882-379-XX	STARTER-RECOIL	Lanceur	1	*	*					490882379
2	5130-702-064-XX	GUIDE-ROPE	Guide	1	*	*					130702064
3	5130-912-113-XX	HOLDER-RECOIL	Support	1	*	*					130912113
4	5131-652-072-XX	PAWL-RECOIL STARTER	Cliquet	1	*	*					131652072
5	5391-082-059-XX	RETAINER-SPRING	Coupefile	1	*	*					391082059
6	5460-752-082-XX	GRIP-RECOIL STARTER	Poignée	1	*	*					460752082
7	5921-442-177-XX	SPRING-RETURN	Ressort de Rappel	1	*	*					921442177
8	5110-122-255-XX	CAP-GRIP	Capuchon	1	*	*					110122255
9	5591-012-079-XX	REEL-RECOIL-STARTER	Poulie	1	*	*					591012079
10	5591-062-115-XX	ROPE-3.8X1600	Corde	1	*	*					591062115
11	5920-092-280-XX	SCREW-5X18	Vis	1	*	*					920092280
12	5920-222-384-XX	WASHER-5X12.8X1.2	Rondelle	1	*	*					920222384
13	5920-812-265-XX	SPRING-RECOIL	Ressort spiral	1	*	*					920812265
14	5921-442-176-XX	SPRING	Ressort	1	*	*					921442176
15	5490-802-143-XX	PULLEY-STARTING	Bol	1	*	*					490802143
16	5156-013-452-AX	SPRING, RECOIL	Ressort spiral	1	*	*					3156013452A

ENGINE Moteur

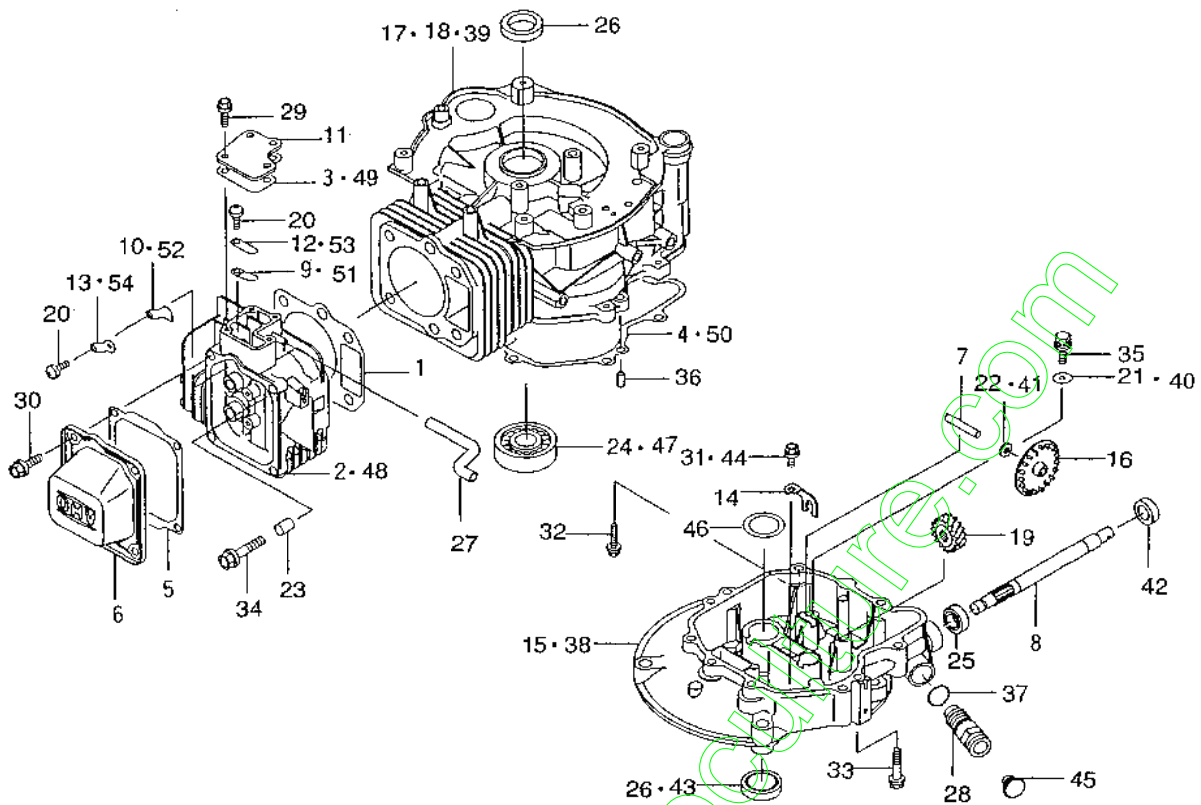
FC150V – AB03

FC150V – FB03

FC150V – GB03

www.emc-motoculture.com

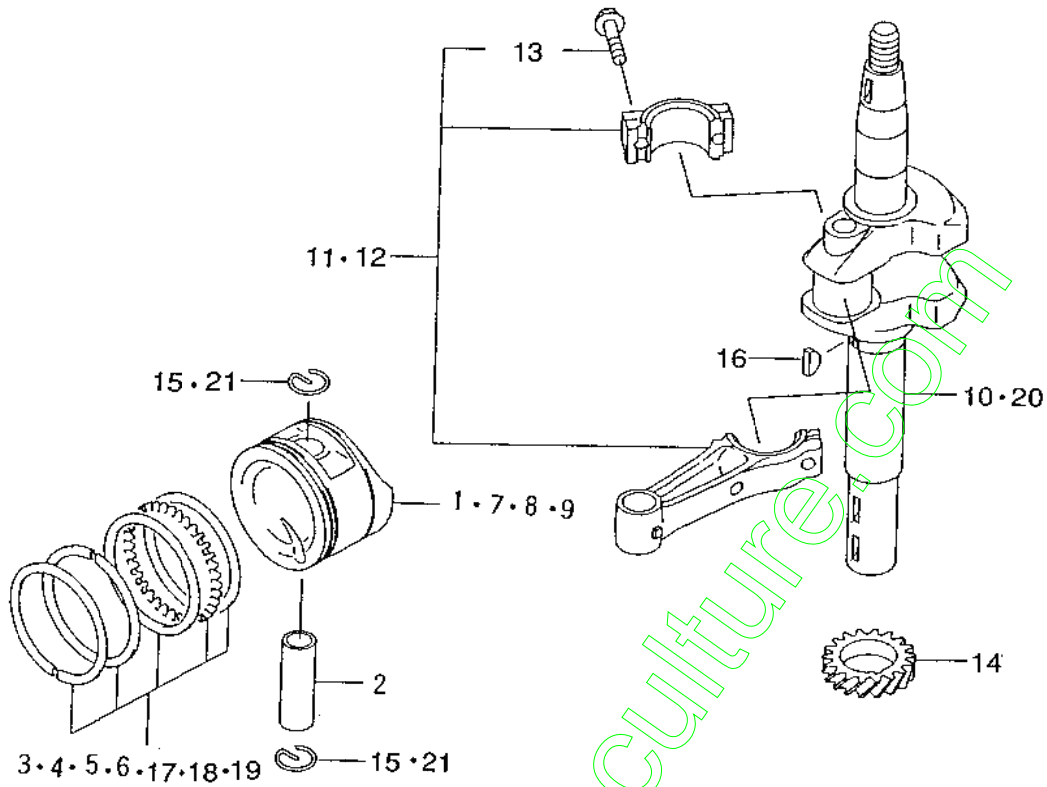
FIG. 1 CYLINDER/CRANKCASE
Cylindre/Carter



K500-16J

KEY Réf.	PART CODE Pièces No	DESCRIPTION	Désignation	QTY Quant.	TYPE OF MODEL			I T C	C O L	G R P	REMARKS Remarques
					FC150V AB03	FC150V FB03	Modél FC150V 6B03				
26	5158-014-231-AX	SEAL-OIL	Joint SPI	2	*						3158014231A
27	5920-592-256-XX	TUBE	Tuyau	1	*	*	*				920592256
28	5920-662-180-XX	PLUG	Bouchon	1	*	*	*				920662180
29	5130-B05-10X-XX	BOLT-FLANGED	Vis	4	*	*	*				130B0510
30	5130-B06-12X-XX	BOLT-FLANGED	Vis	4	*	*	*				130B0612
31	5130-B06-14X-XX	BOLT-FLANGED	Vis	1	*						130B0614
32	5130-G06-25X-XX	BOLT-FLANGED	Vis	5	*	*	*				130G0625
33	5130-G06-45X-XX	BOLT-FLANGED	Vis	2	*	*	*				130G0645
34	5130-G08-45X-XX	BOLT-FLANGED	Vis	4	*	*	*				130G0845
35	5187-B05-10X-XX	BOLT-UPSET-WSP	Vis	1	*	*	*				187B0510
36	5551-A06-12X-XX	PIN-DOWEL	Pion	2	*	*	*				551A0612
37	5670-D20-15X-XX	O RING	Joint torique	1	*	*	*				670D2015
38	5490-156-088-XX	COVER-CRANKCASE	Carter	1		*	*				490156088
39	5491-202-225-XX	CRANKCASE-COMP	Carter	1		*	*				491202225
40	5922-002-033-XX	WASHER	Rondelle	1		*	*				922002033
41	5922-002-034-XX	WASHER	Rondelle	1		*	*				922002034
42	5920-492-204-XX	SEAL-OIL	Joint SPI	1		*	*				920492204
43	5920-492-208-XX	SEAL-OIL	Joint SPI	2		*	*				920492208
44	5130-B06-12X-XX	BOLT-FLANGED	Vis	5		*	*				130B0612
45	5920-662-193-XX	PLUG	Bouchon	1		*	*				920662193
46	5922-002-026-XX	WASHER25X42X1	Rondelle	1		*	*				922002026
47	5601-B62-05X-XX	BEARING-BALL	Roulement à billes	1		*	*				601B6205
48	5110-086-023-XX	HEAD-COMP-CYLINDER	Culasse	1		*	*				110086023
49	5110-602-007-XX	GASKET	Joint	1		C27855-	C27855-				110602007
50	5110-602-011-XX	GASKET	Joint	1		C27855-	C27855-				110602011

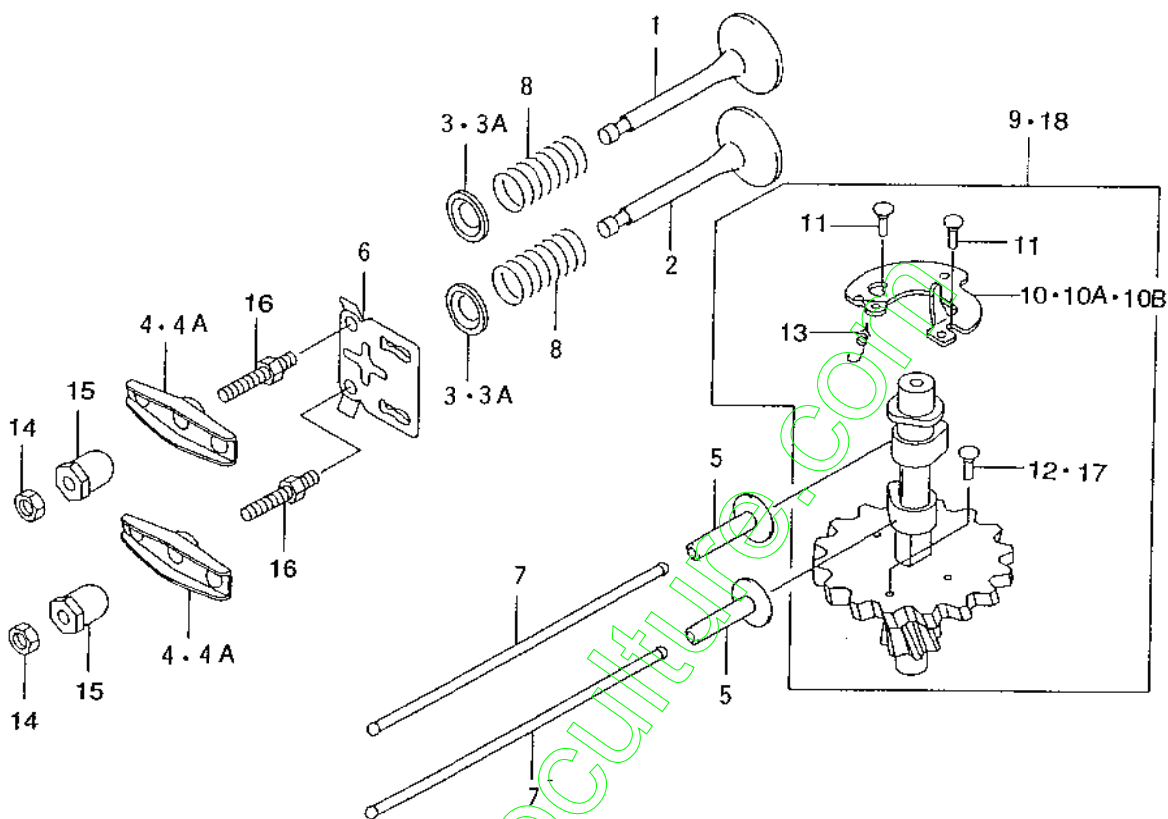
FIG. 2 PISTON / CRANKSHAFT
Piston / vilebrequin



K500-101

KEY Réf.	PART CODE Pièces No.	DESCRIPTION	Désignation	QTY Quant.	TYPE OF MODEL			I T C	C O L	G R P	REMARKS Remarques
					FC150V AB03	FC150V FB03	Modél FC150V GB03				
1	5130-012-109-XX	PISTON-ENGINE	Piston	1	*	*	*				130012109
2	5130-022-074-XX	PIN-PISTON	Axe de piston	1	*	*	*				130022074
3	5130-086-017-XX	RING-SET-PISTON	Jeu de segments	1	*	1- -D58946	1- -D58946				130086017
4	5130-246-002-XX	RING-SET-PISTON 0.75	Jeu de segments	1	T						130246002
5	5130-256-003-XX	RING-SET-PISTON 0.25	Jeu de segments	1	T						130256003
6	5130-256-004-XX	RING-SET-PISTON 0.50	Jeu de segments	1	T						130256004
7	5130-272-058-XX	PISTON-ENGINE 0.75	Piston	1	T						130272058
8	5130-292-094-XX	PISTON-ENGINE L. 0.25	Piston	1	T	T	T				130292094
9	5130-292-095-XX	PISTON-ENGINE L. 0.50	Piston	1	T	T	T				130292095
10	5130-372-359-XX	CRANKSHAFT	Vilebrequin	1	*						130372359
11	5132-516-025-XX	ROD-ASSY-CONNECTING	Bielle	1	*	*	*				132516025
12	5132-516-027-XX	ROD-ASSY U/S-0.50	Bielle	1	T	T	T				132516027
13	5921-502-122-XX	BOLT, CONNECTING ROD	Vis	2	*	*	*				921502122
14	5590-562-726-XX	GEAR-HELICAL	Pignon	1	*	*	*				590562726
15	5315-501-312-2A	RING-SNAP	Circlips	2	*						3155013122A
16	5920-382-093-XX	KEY	Clavette	1	*	*	*				920382093
17	5130-086-030-XX	RING-SET-PISTON	Jeu de segments	1		D58947-	D58947-				130086030
18	5130-256-013-XX	RING-SET-PISTON 0.25	Jeu de segments	1		T	T				130256013
19	5130-256-014-XX	RING-SET-PISTON 0.50	Jeu de segments	1		T	T				130256014
20	5130-372-453-XX	CRANKSHAFT	Vilebrequin	1		*	*				130372453
21	5920-332-161-XX	RING-SNAP	Circlips	2		*	*				920332161

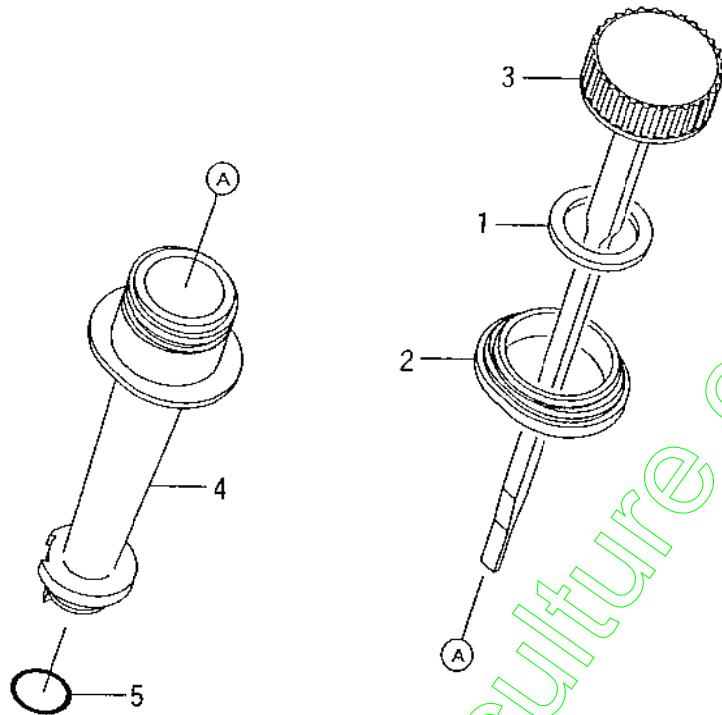
FIG. 3 VALVE/CRANKSHAFT
Soupape/Arbre à cames



X500-101

KEY Réf.	PART CODE Pièces No.	DESCRIPTION	Designation	QTY Quant.	TYPE OF MODEL			I T C	C O L	G R P	REMARKS Remarques
					FC150V AB03	FC150V FB03	Modél FC150V GB03				
1	5120-042-090-XX	VALVE-INTAKE	Soupape d'admission	1	*	*	*				120042090
2	5120-052-074-XX	VALVE-EXHAUST	Soupape d'echappement	1	*	*	*				120052074
3	5120-092-062-XX	RETAINER-VALVE SPRIN	Coupelle	2	*	1- -F81465					120092062
3A	5120-092-068-XX	RETAINER-VALVE SP	Coupelle	2			F81466-				120092068
4	5120-162-057-XX	ARM-ROCKER	Culbuteur	2	*	1- -G27059	1- -G27059				120162057
4A	5120-162-062-XX	ARM-ROCKER	Culbuteur				G27060-				2120162062
5	5120-322-065-XX	TAPPET	Poussoir	2	*	*	*				120322065
6	5130-702-072-XX	GUIDE	Guide	1	*	*	*				130702072
7	5131-162-065-XX	ROD-PUSH	Pige-poussoir	2	*	*	*				131162065
8	5490-782-064-XX	SPRING-ENGINE VALVE	Ressort	2	*	*	*				490782064
9	5491-182-068-XX	CAMSHAFT-COMP	Arbre a cames	1	*						491182068
10	5211-182-069-XX	DECOMPRESSOER	Décompresseur	1	*	1- -B74379					211182069
10A	5211-182-082-XX	DECOMPRESSOR	Décompresseur	1		B74380- -F81465	B74380- -F81465				211182082
10B	5211-182-090-XX	DECOMPRESSOR	Décompresseur	1			F81466-				211182090
11	5920-432-168-XX	PIN	Axe	2	*	*	*				920432168
12	5920-432-169-XX	PIN	Axe	1	*						920432169
13	5920-812-342-XX	SPRING	Ressort	1	*	*	*				920812342
14	5920-152-240-XX	NUT, 6MM	Ecrou	2	*	*	*				920152240
15	5920-152-253-XX	NUT	Ecrou	2	*	*	*				920152253
16	5921-502-102-XX	BOLT	Vis	2	*	*	*				921502102
17	5920-432-168-XX	PIN	Axe	1		*	*				920432168
18	5491-182-119-XX	CAMSHAFT-COMP	Arbre a cames	1		*	*				491182119

FIG. 4 LUBRICATION – EQUIPMENT Lubrification

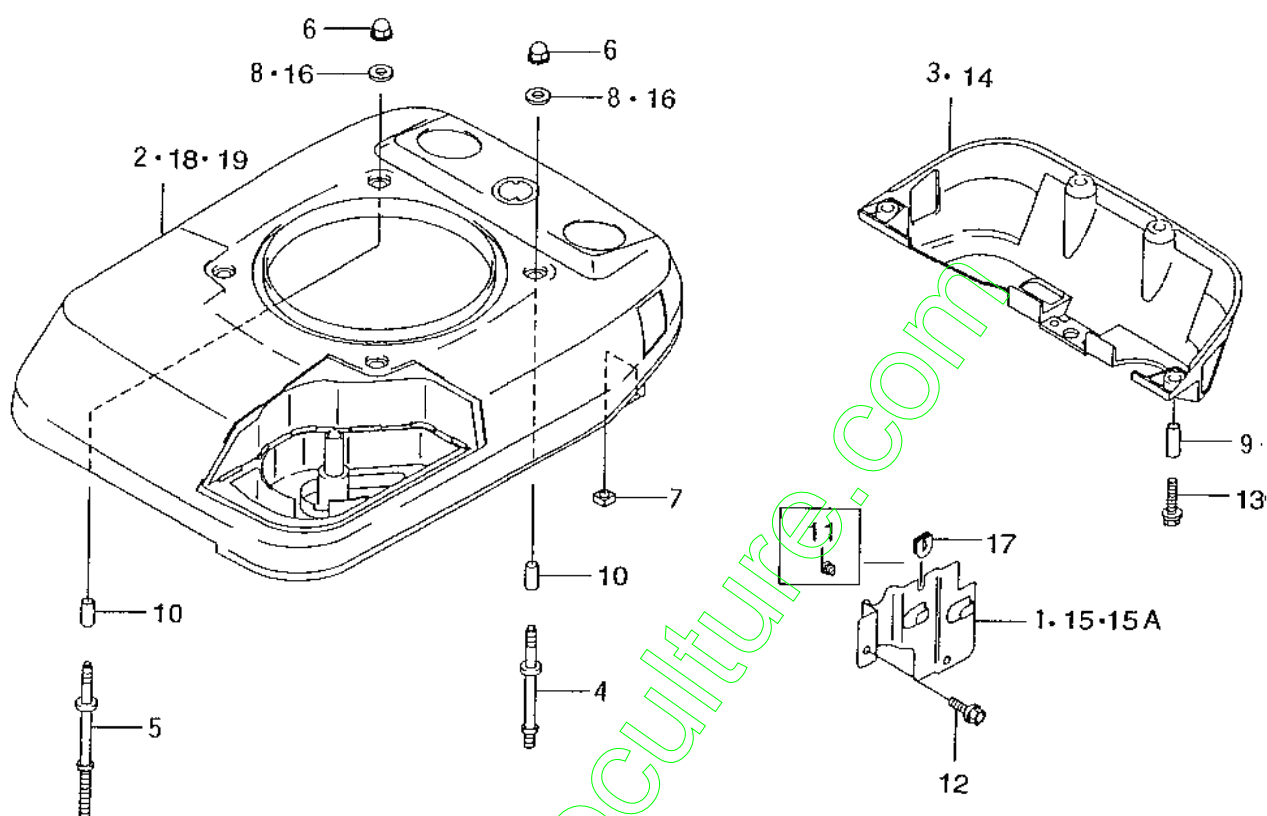


K300-LD1

KEY Réf.	PART CODE Pièces No.	DESCRIPTION	Désignation	QTY Quant.	TYPE OF MODEL			I T C	C O L	G R P	REMARKS Remarques
					FC150V AB03	FC150V F803	Modél FC150V GB03				
1	5110-092-346-XX	GASKET, OIL GAUGE	Joint	1	*	*	*				110092346
2	5130-702-078-XX	GUIDE	Guide	1	*	*	*				130702078
3	5520-052-094-XX	GAUGE	Guide	1	*	*	*				520052094
4	5592-312-071-XX	FILLER	Charge	1	*	*	*				592312071
5	5670-020-16X-XX	O RING	Joint torique	1	*	*	*				67002016

www.enj-motoculture.com

FIG. 5 COOLING – EQUIPMENT
Refroidissement

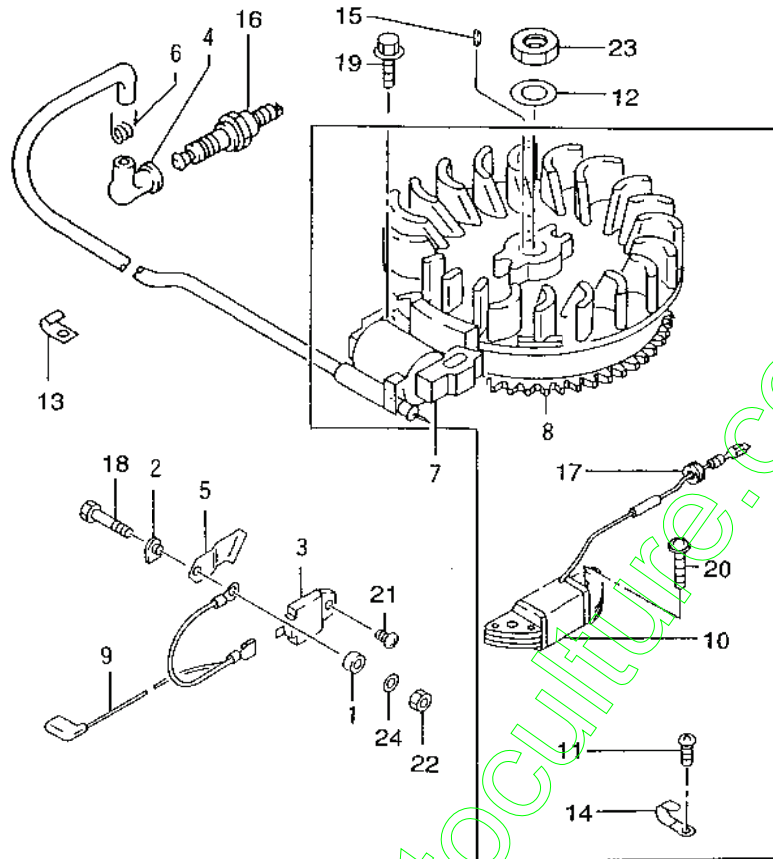


150C-101

KEY Réf.	PART CODE Pièces No.	DESCRIPTION	Designation	QTY Quant.	TYPE OF MODEL			I T C	C O L	G R P	REMARKS Remarques
					FC150V AB03	FC150V FB03	Modél FC150V GB03				
1	5140-242-181-XX	COVER	Capot	1	*						140242181
2	5140-242-251-XX	COVER	Couvercle	1	*						140242251
3	5140-242-252-XX	COVER, LOWER	Couvercle	1	*	*					140242252
4	5920-042-117-XX	STUD	Goujon	3	*	*	*				920042117
5	5920-042-118-XX	STUD	Goujon	1	*	*	*				920042118
6	5920-151-170-XX	NUT	Ecrou	4	*	*	*				920151170
7	5920-152-241-XX	NUT, 6MM	Ecrou	4	*	*	*				920152241
8	5920-222-136-XX	WASHER	Rondelle	4	*	*	*				920222136
9	5920-262-273-XX	SPACER, 6.2x7.8x17	Pièce d'écartement	4	*	*	*				920262273
10	5920-262-274-XX	SPACER, 6.2x7.8x22	Pièce d'écartement	4	*	*	*				920262274
11	5920-712-109-XX	GROMMET	Passe-fil	1	*						920712109
12	5130-805-10X-XX	BOLT-FLANGED	Vis	2	*	*	*				130B0510
13	5130-606-25X-XX	BOLT-FLANGED	Vis	4	*	*	*				130G0625
14	5140-902-013-XX	COVER, LOWER	Couvercle	1			*				140902013
15	5140-902-023-XX	COVER	Couvercle	1		*					140902023
15A	5140-902-074-XX	COVER	Couvercle	1							140902074
16	5922-002-078-XX	WASHER	Rondelle	4		*	*				922002078
17	5920-712-113-XX	GROMMET	Passe-fil	1		*	*				920712113
18	5140-242-289-XX	COVER, UPPER	Couvercle	1		*					140242289
19	5140-902-009-XX	COVER, UPPER	Couvercle	1			*				140902009

FIG. 6 ELECTRIC — EQUIPMENT

Électricité

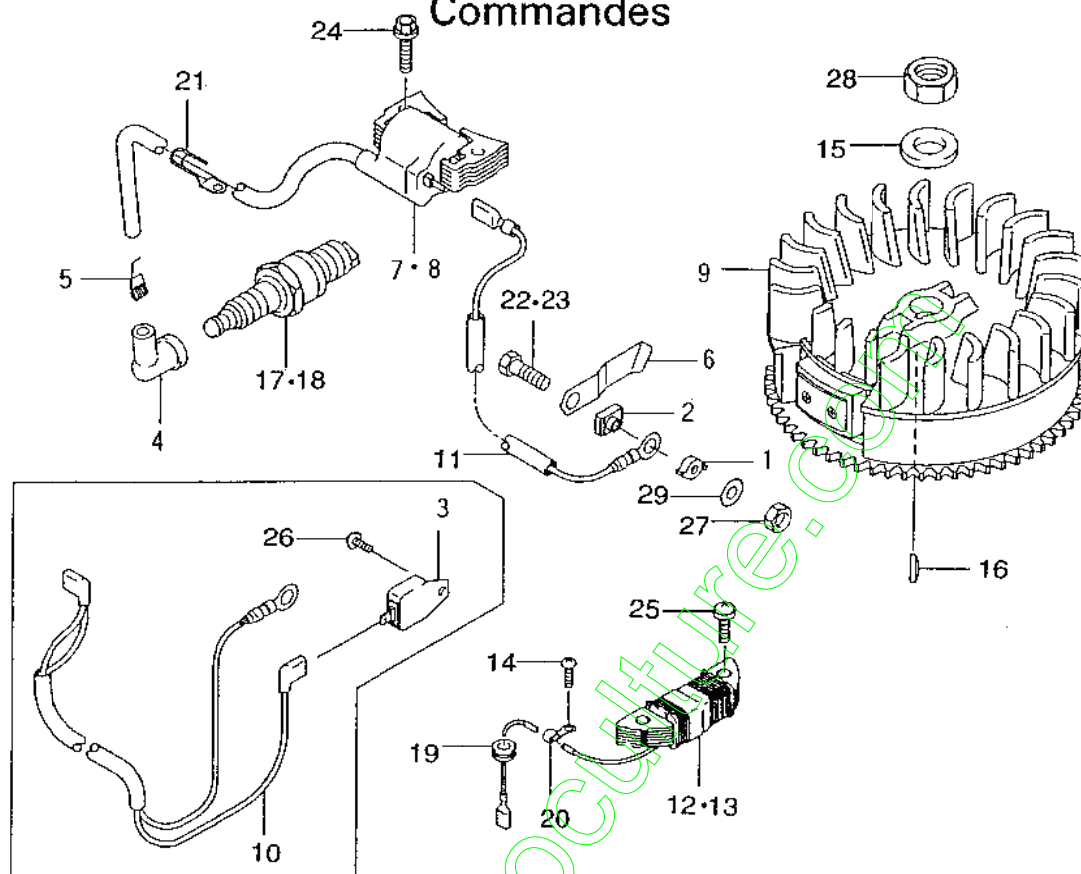


8560 101

KEY Ref.	PART CODE Pieces No.	DESCRIPTION	Designation	QTY Quant.	TYPE OF MODEL			I T C	C O L	G R P	REMARKS Remarques
					FC150V AB03	FC150V FB03	FC150V GB03				
1	5140-242-183-XX	COVER	Capot	1	*						140242183
2	5160-732-124-XX	INSULATOR	Ecran thermique	1	*						160732124
3	5211-192-119-XX	IGNITER	Bougie d'allumage	1	*						211192119
4	5172-708-418-BX	CAP-SPARK PLUG	Capuchon	1	*						3172708418B
5	5211-692-066-XX	TERMINAL	Borne	1	*						211692066
6	5172-708-419-AX	TERMINAL	Borne	1	*						3172708419A
7	5211-712-153-XX	COIL-ASSY-IGNITION	Ens. bobine d'allumage	1	*						211712153
8	5211-932-086-XX	FLYWHEEL-COMP	Ens. volant	1	*						211932086
9	5260-112-224-XX	WIRE-LEAD	Fil	1	*						260112224
10	5590-312-076-XX	COIL CHARGING	Bobine de charge	1	*						590312076
11	5144-053-092-AX	SCREW	Vis	1	*						3144053092A
12	5144-013-482-AX	WASHER	Rondelle	1	*						3144013482A
13	5105-018-162-AX	CLAMP	Attache	1	*						3105018162A
14	5920-372-104-XX	CLAMP	Attache	1	*						920372104
15	5920-382-077-XX	KEY	Clavette	1	*						920382077
16	5920-702-081-XX	PLUG-SPARK, BP5ES (NGK)	Bougie	1	*						920702081
17	5920-712-122-XX	GROMMET	Passe-fil	1	*						920712122
18	5110-B05-22X-XX	BOLT-FLANGED	Vis	1	*						110B0522
19	5130-606-25X-XX	BOLT-FLANGED	Vis	2	*						13060625
20	5224-B06-25X-XX	SCREW-PAN-WP	Vis	2	*						224B0625
21	5241-B04-12X-XX	SCREW-PAN-WP±	Vis	1	*						241B0412
22	5311-B05-00X-XX	NUT-HEX	Ecrou	1	*						311B0500
23	5314-G14-00X-XX	NUT-HEX-FINE	Ecrou	1	*						314G1400
24	5410-B05-00X-XX	W-PLAIN-S	Rondelle	1	*						410B0500

FIG. 7 CONTROL – EQUIPMENT

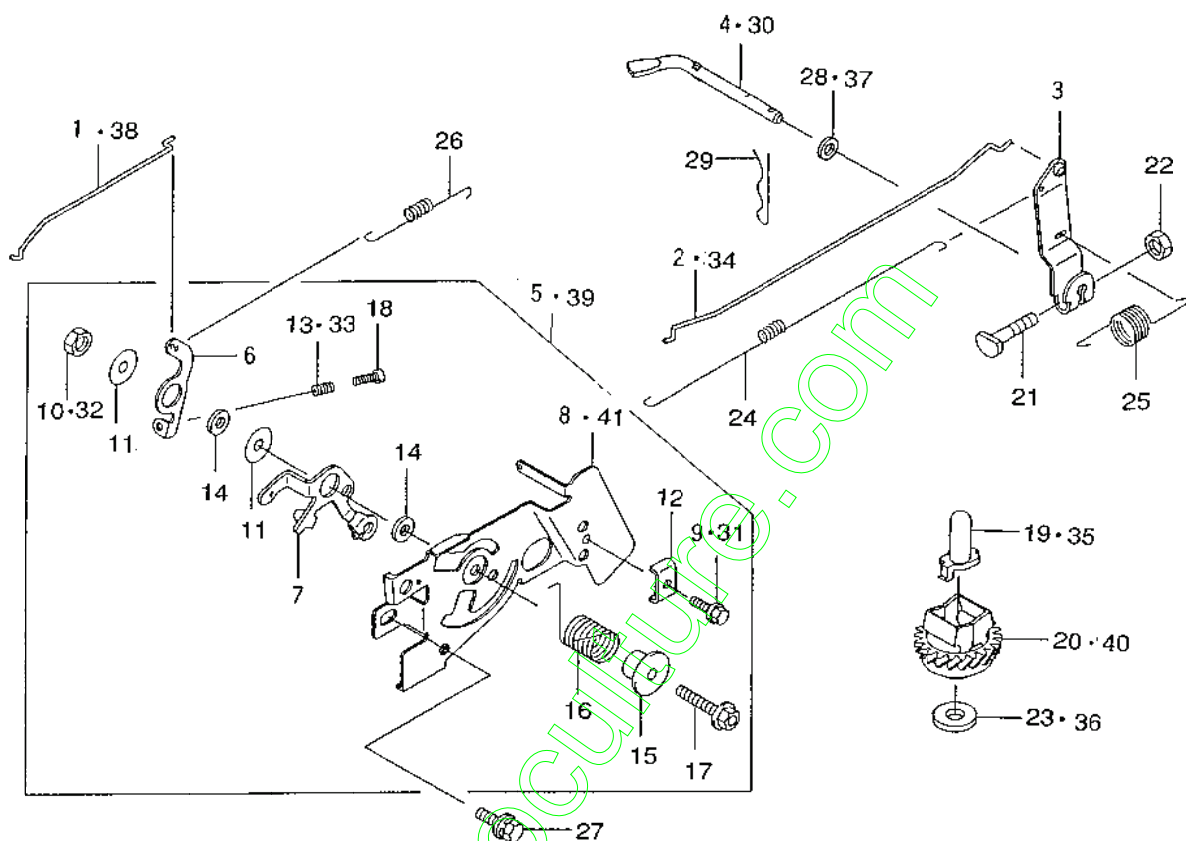
Commandes



K560-101

KEY Réf.	PART CODE Pièces No.	DESCRIPTION	Designation	QTY Quant.	TYPE OF MODEL			I T C	C O L	G R P	REMARKS Remarques
					FC150V AB03	FC150V FB03	Modél FC150V GB03				
1	5140-242-183-XX	COVER	Capot	1		*	*				140242183
2	5160-732-124-XX	INSULATOR	Ecran thermique	1		*	*				160732124
3	5211-192-139-XX	IGNITER	Bougie d'allumage	1		*	*				211192139
4	5211-302-066-XX	CAP-SPARK PLUG	Capuchon	1		*	*				211302066
5	5211-692-004-XX	TERMINAL	Borne	1		*	*				211692004
6	5211-692-066-AX	TERMINAL	Borne	1		*	*				211692066
7	5211-712-176-XX	COIL-ASSY-IGNITION	Ens. bobine d'allumage	1		*	*				211712176
8	5211-712-200-XX	COIL-ASSY-IGNITION	Ens. bobine d'allumage	1		*	*				211712200
9	5211-932-151-XX	FLYWHEEL-ASSY	Ens. volant	1		*	*				211932151
10	5260-112-279-XX	WIRE-LEAD	Fil	1		*	*				260112279
11	5260-112-306-XX	WIRE-LEAD	Fil	1		*	*				260112306
12	5590-312-076-XX	COIL-CHARGING	Bobine de charge	1		*	*				590312076
13	5590-312-110-XX	COIL-CHARGING	Bobine de charge	1		*	*				590312110
14	5920-092-307-XX	SCREW	Vis	1		*	*				920092307
15	5920-222-102-XX	WASHER	Rondelle	1		*	*				920222102
16	5920-382-077-XX	KEY	Clavette	1		*	*				920382077
17	5920-702-084-XX	PLUG-SPARK, BP6ES (NGK)	Bougie	1		*	*				920702084
18	5920-702-087-XX	PLUG-SPARK, BP6ES (NGK)	Bougie	1		*	*				920702087
19	5920-712-122-XX	GROMMET	Passe-fil	1		*	*				920712122
20	5921-702-029-XX	CLAMP	Attache	2		*	*				921702029
21	5921-702-064-XX	CLAMP	Attache	2		*	*				921702064
22	5110-B05-22X-XX	BOLT	Vis	1		*	*				110B0522
23	5112-B05-22X-XX	BOLT	Vis	1		*	*				112B0522
24	5130-606-25X-XX	BOLT	Vis	2		*	*				130G0625
25	5224-806-25X-XX	SCREW	Vis	2		*	*				224B0625

FIG. 8 CARBURETOR
Carburateur

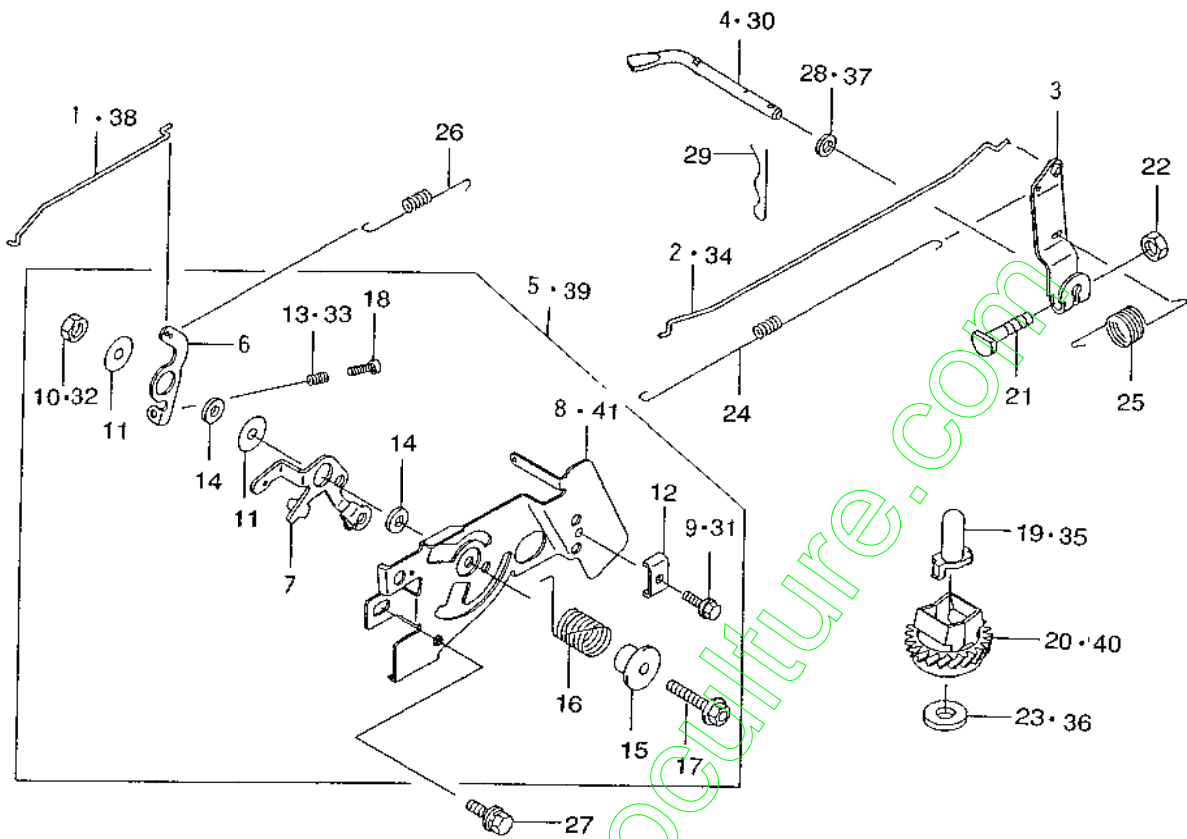


NS00-161

KEY Réf.	PART CODE Pièces No.	DESCRIPTION	Designation	QTY Quant.	TYPE OF MODEL			I T C	C O L	G R P	REMARKS Remarques
					FC150V AB03	FC150V FB03	Modél FC150V GB03				
1	5161-692-104-XX	LINK-CHOKE	Tige	1	*						161692104
2	5161-712-060-XX	LINK	Tige	1	*						161712060
3	5211-872-060-XX	ARM-ASSY	Ens. bras	1	*	*	*				211872060
4	5390-032-066-XX	ARM-PIVOT	Bras	1	*						390032066
5	5391-802-549-XX	PANEL-ASSY-CONTROL	Ens. panneau de commande	1	1- -F06974						391802549
6	5131-682-288-XX	LEVER	Levier	1	*	*	*				131682288
7	5131-682-298-XX	LEVER	Levier	1	*	*	*				131682298
8	5592-262-201-XX	PANEL-CONTROL	Panneau de commande	1	1- -F06974						592262201
9	5107-011-225-AX	BOLT	Vis	1	*						3107011225A
10	5144-015-385-AX	NUT	Ecrou	1	*						3144015385A
11	5920-222-372-XX	WASHER, 6x19x1.2	Rondelle	2	*	*	*				920222372
12	5920-372-209-XX	CLAMP	Attache	1	*	*	*				920372209
13	5144-015-321-BX	SPRING	Ressort	1	*						3144015321B
14	5921-432-135-XX	COLLAR, 6x13x2.3	Entretoise	2	*	*	*				921432135
15	5921-432-148-XX	COLLAR	Entretoise	1	*	*	*				921432148
16	5921-442-211-XX	SPRING	Ressort	1	*	*	*				921442211
17	5130-B06-30X-XX	BOLT-FLANGED	Vis	1	*	*	*				130B0630
18	5214-B04-20X-XX	SCREW-PAN+	Vis	1	*	*	*				21480420
19	5144-015-121-BX	SLEEVE	Bague	1	*						3144015121B
20	5491-102-076-XX	GOVERNOR-ASSY	Ens. regulateur	1	1- -G27059	1- -G27059					491102076
21	5920-022-269-XX	BOLT	Vis	1	*	*	*				920022269
22	5920-151-193-XX	NUT	Ecrou	1	*	*	*				920151193
23	5144-015-135-AX	WASHER	Rondelle	1	*						3144015135A
24	5920-812-299-XX	SPRING, LINK	Ressort	1	*	*	*				920812299
25	5921-442-213-XX	SPRING	Ressort	1	*	*	*				921442213

FIG. 8 CARBURETOR

Carburateur



K500-101

KEY Ref.	PART CODE Pieces No.	DESCRIPTION	Designation	QTY Quant.	TYPE OF MODEL			I T C	C O L	G R P	REMARKS Remarques
					FC150V AB03	FC150V FB03	FC150V GB03				
26	5921-442-235-XX	SPRING	Ressort	1	*	*	*				921442235
27	5187-806-14X-XX	BOLT-UPSET-WSP	Vis	2	*	*	*				187B0614
28	5410-806-00X-XX	W-PLAIN-S	Rondelle	1	*	*	*				410B0600
29	5554-A06-00X-XX	PIN-SNAP	Goupille à ressort	1	*	*	*				554A0600
30	5390-032-071-XX	ARM-PIVOT	Bras	1		*	*				390032071
31	5921-502-182-XX	BOLT	Vis	1		*	*				921502182
32	5920-152-051-XX	NUT	Ecrou	1		*	*				920152051
33	5921-442-266-XX	SPRING	Ressort	1		*	*				921442266
34	5161-712-080-XX	LINK	Tige	1		*	*				161712080
35	5420-362-051-XX	SLEEVE	Bague	1		*	*				420362051
36	5920-222-019-XX	WASHER	Rondelle	1		*	*				920222019
37	5922-002-029-XX	W-PLAIN-S	Rondelle	1		*	*				922002029
38	5161-692-125-XX	LINK-CHOKE	Tige	1		*	*				161692125
39	5391-802-904-XX	PANEL-ASSY-CONTROL	Ens. panneau de commande	1		F06975-	F06975-				391802904
40	5491-102-081-XX	GOVERNOR-ASSY	Ens. regulateur	1			G27060-				491102081
41	5592-262-293-XX	PANEL-CONTROL	Panneau de commande	1		F06975-	F06975-				592262293

CHASSIS

www.emc-motoculture.com

EMBRAYAGE FREIN DE LAME COMPLET Réf. 2500 260 3101 0
Pour tondeuses ISEKI modèles SW519 - SW521 -SW621

Liste des pièces composant l'embrayage

N° réf.	Référence	Désignation
1	2500 260 3110 0	DISQUE DE FRICTION
2	2500 260 3120 0	RESSORT
3	2500 210 3130 0	EMBRYAGE
4	2500 210 3140 0	PLATEAU avec roulement réf. V600 150 6006 0
5	2500 210 3150 0	PLAQUE DE FREIN
6	2500 210 3160 0	FREIN avec roulement réf. V600 150 6006 0
7	2500 210 3170 0	BILLE ACIER
8	2500 210 3180 0	BILLE DE TRANSPORT

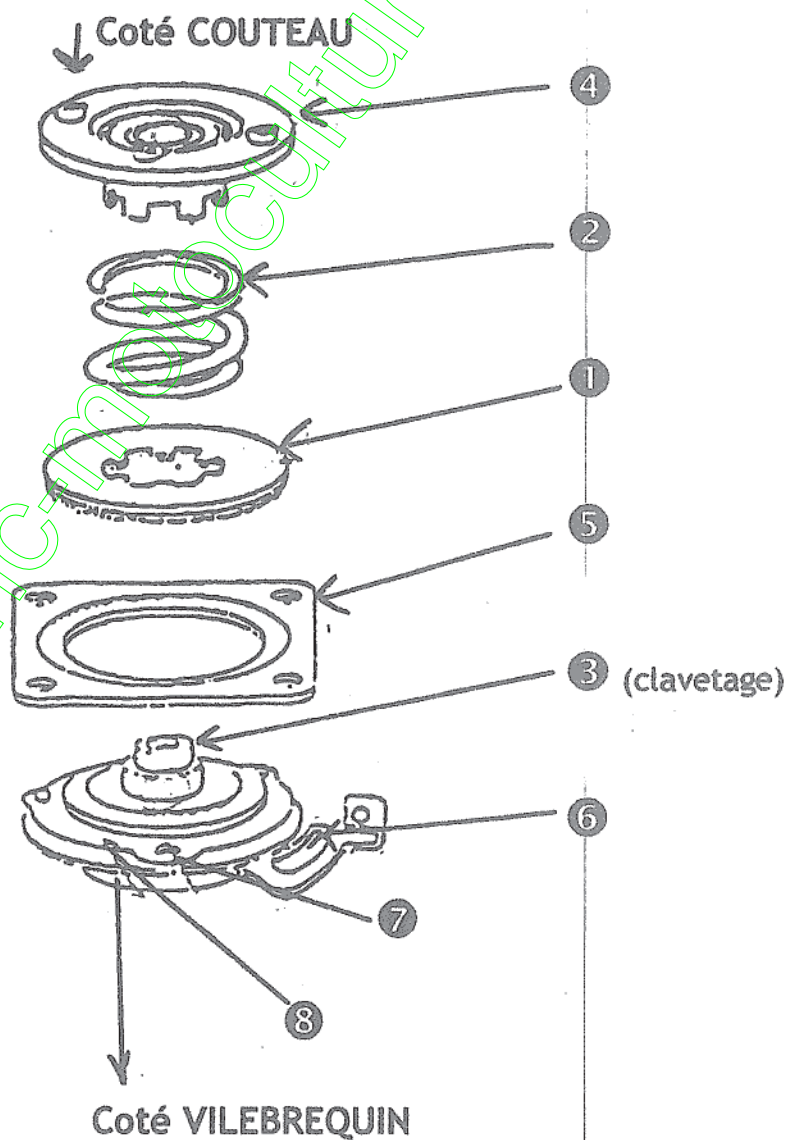
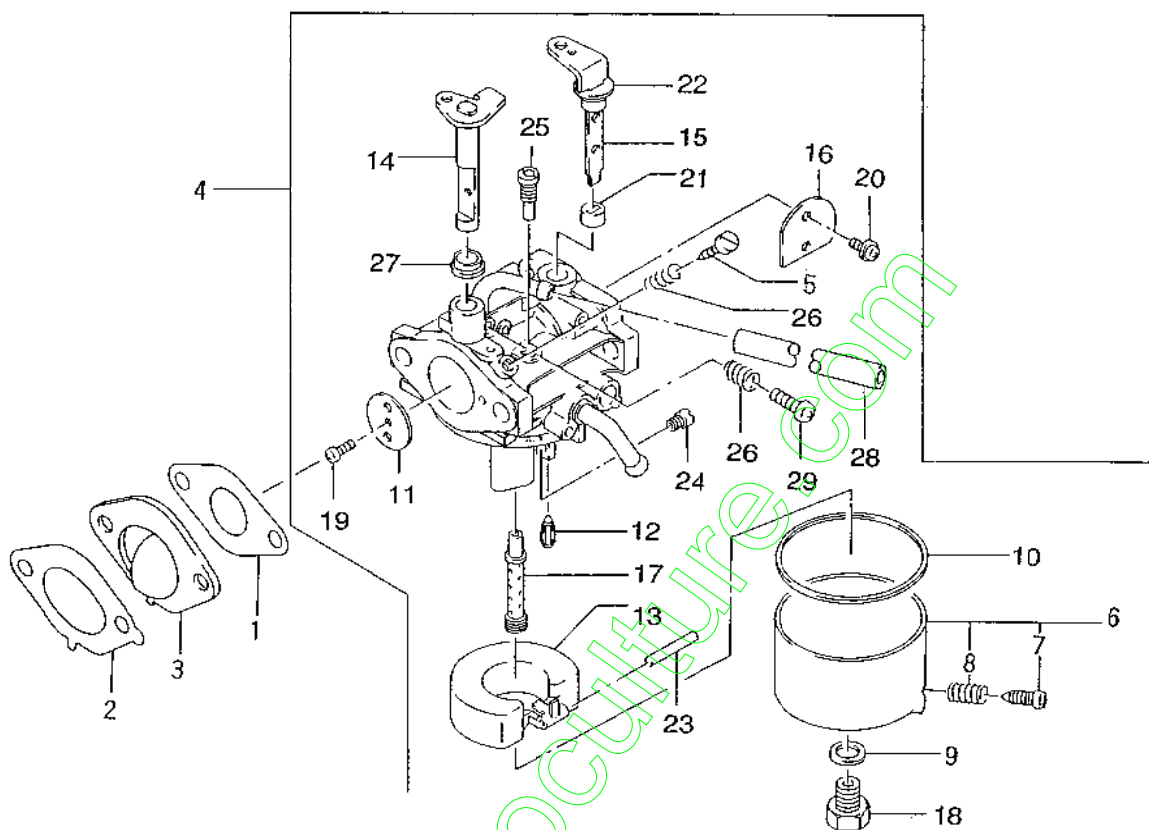


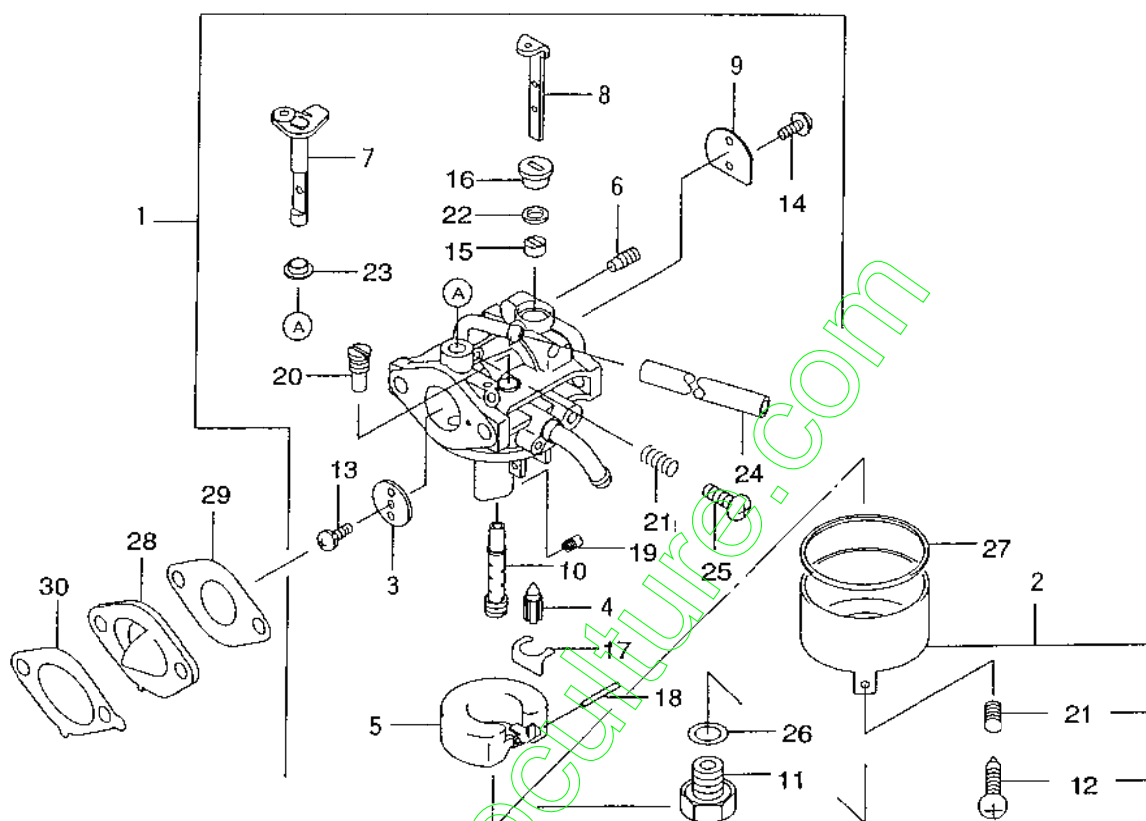
FIG. 9 CARBURETOR (AB03)
Carburateur



K500-101

KEY Réf.	PART CODE Pièces No.	DESCRIPTION	Désignation	QTY Quant.	TYPE OF MODEL			I T C	C O L	G R P	REMARKS Remarques
					FC150V AB03	FC150V FB03	Modél FC150V GB03				
1	5110-092-746-XX	GASKET, CARBURETOR	Joint	1	*						110092746
2	5110-092-833-XX	GASKET, INSULATOR	Joint	1	*						110092833
3	5160-732-136-XX	INSULATOR	Ecran thermique	1	*						160732136
4	5150-032-006-XX	CARBURETOR-ASSY.	Ens. carburateur	1	*						150032006
5	5164-706-114-00	SCREW-PILOT AIR	Vis	1	*						316470611400
6	5145-766-130-AX	CHAMBER-FLOAT	Chambre du flotteur	1	*						3145766130A
7	5154-706-133-AX	SCREW	Vis	1	*						3154706133A
8	5131-226-116-00	SPRING	Ressort	1	*						313122611600
9	5144-996-159-AX	GASKET	Joint	1	*						3144996159A
10	5145-986-128-AX	GASKET	Joint	1	*						3145986128A
11	5136-506-101-00	VALVE-THROTTLE, #110	Boisseau	1	*						313650610100
12	5144-996-122-AX	VALVE-FLOAT	Soupape	1	*						3144996122A
13	5160-312-058-XX	FLOAT	Flotteur	1	*						160312058
14	5160-412-178-XX	SHAFT-CARBURETOR, TH	Axe papillon	1	*						160412178
15	5160-412-197-XX	SHAFT-CARBURETOR, CH	Axe papillon	1	*						160412197
16	5161-262-173-XX	VALVE, CHOKE	Volet d'air	1	*						161262173
17	5491-212-113-XX	NOZZLE-MAIN, #2A	Gicleur principal	1	*						491212113
18	5144-996-143-AX	BOLT	Vis	1	*						3144996143A
19	5165-506-137-AX	SCREW	Vis	1	*						3165506137A
20	5920-092-149-XX	SCREW	Vis	2	*						920092149
21	5145-986-138-AX	COLLAR	Entretoise	1	*						3145986138A
22	5145-986-157-AX	COLLAR	Entretoise	1	*						3145986157A
23	5144-996-127-AX	PIN	Axe	1	*						3144996127A
24	5920-632-096-XX	JET-MAIN, #68.8	Gicleur principal	1	*						920632096
25	5920-642-065-XX	JET-PILOT, #38.8	Vis de mélange	1	*						920642065

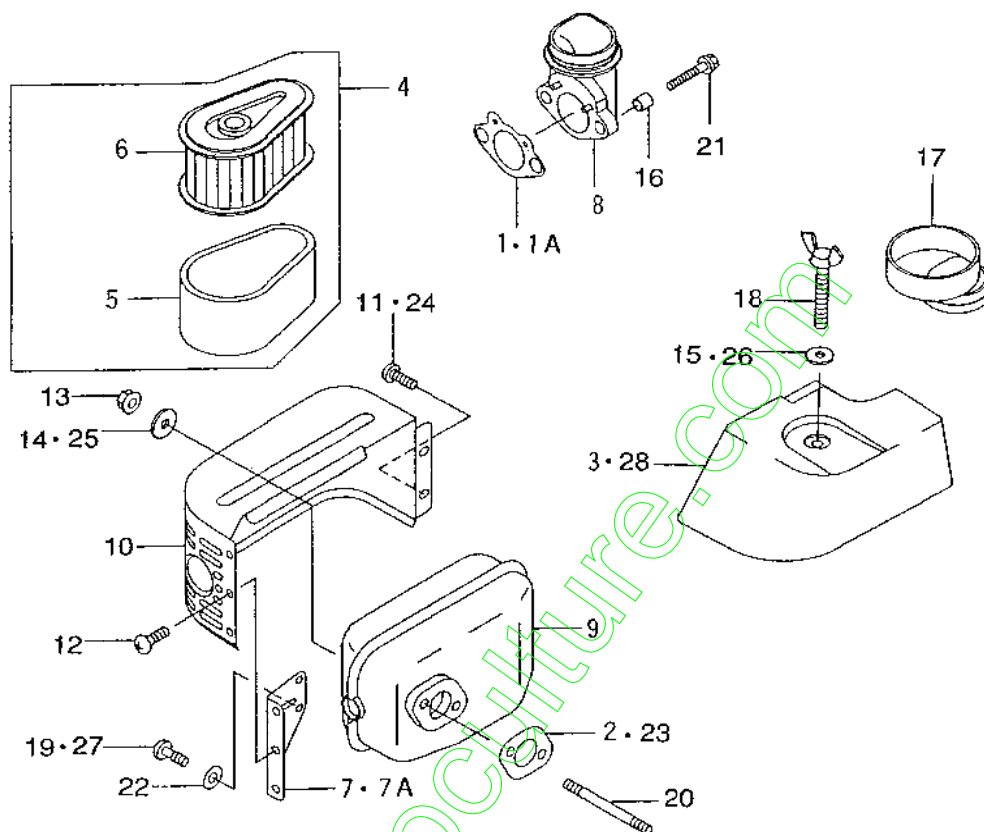
FIG. 10 AIR – FILTER/MUFFLER
Filtre à air/Echappement



K500-101

KEY Réf.	PART CODE Pièces No.	DESCRIPTION	Désignation	QTY Quant.	TYPE OF MODEL			I T C	C O L	G R P	REMARKS Remarques
					FC150V AB03	FC150V FB03	Modél FC150V GB03				
1	5150-032-364-XX	CARBURETOR-ASSY.	Ens. carburateur	1		*	*				150032364
2	5160-202-052-XX	CHAMBER-FLOAT	Chambre du flotteur	1		*	*				160202052
3	5160-252-001-XX	VALVE-THROTTLE, #110	Boisseau	1		*	*				160252001
4	5160-302-083-XX	VALVE-FLOAT	Soupape	1		*	*				160302083
5	5160-312-058-XX	FLOAT	Flotteur	1		*	*				160312058
6	5160-352-063-XX	JET-AIR, #0.9	Vis de richesse	1		*	*				160352063
7	5160-412-178-XX	SHAFT-CARBURETOR, TH	Axe volet d'air	1		*	*				160412178
8	5160-412-197-XX	SHAFT-CARBURETOR, CH	Axe volet d'air	1		*	*				160412197
9	5161-262-199-XX	VALVE-CHOKE	Volet d'air	1		*	*				161262199
10	5491-212-189-XX	NOZZLE-MAIN, #2A	Gicleur principal	1		*	*				491212189
11	5920-022-011-XX	BOLT	Vis	1		*	*				920022011
12	5920-092-015-XX	SCREW	Vis	1		*	*				920092015
13	5920-092-024-XX	SCREW	Vis	1		*	*				920092024
14	5920-092-149-XX	SCREW	Vis	2		*	*				920092149
15	5920-272-003-XX	COLLAR	Entretoise	1		*	*				920272003
16	5920-272-004-XX	COLLAR	Entretoise	1		*	*				920272004
17	5920-332-067-XX	RING-SNAP	Goupille à ressort	1		*	*				920332067
18	5920-432-006-XX	PIN	Axe	1		*	*				920432006
19	5920-632-096-XX	JET-MAIN, #68, 8	Gicleur principal	1		*	*				920632096
20	5920-642-002-XX	JET-PILOT, #45	Vis de mélange	1		*	*				920642002
21	5920-812-009-XX	SPRING	Ressort	2		*	*				920812009
22	5920-932-101-XX	SEAL	Joint	1		*	*				920932101
23	5921-432-143-XX	COLLAR	Entretoise	1		*	*				921432143
24	5921-902-163-XX	TUBE, 4x7x125	Tuyau	1		*	*				921902163
25	5214-B04-12X-XX	SCREW-PAN+	Vis	1		*	*				21480412

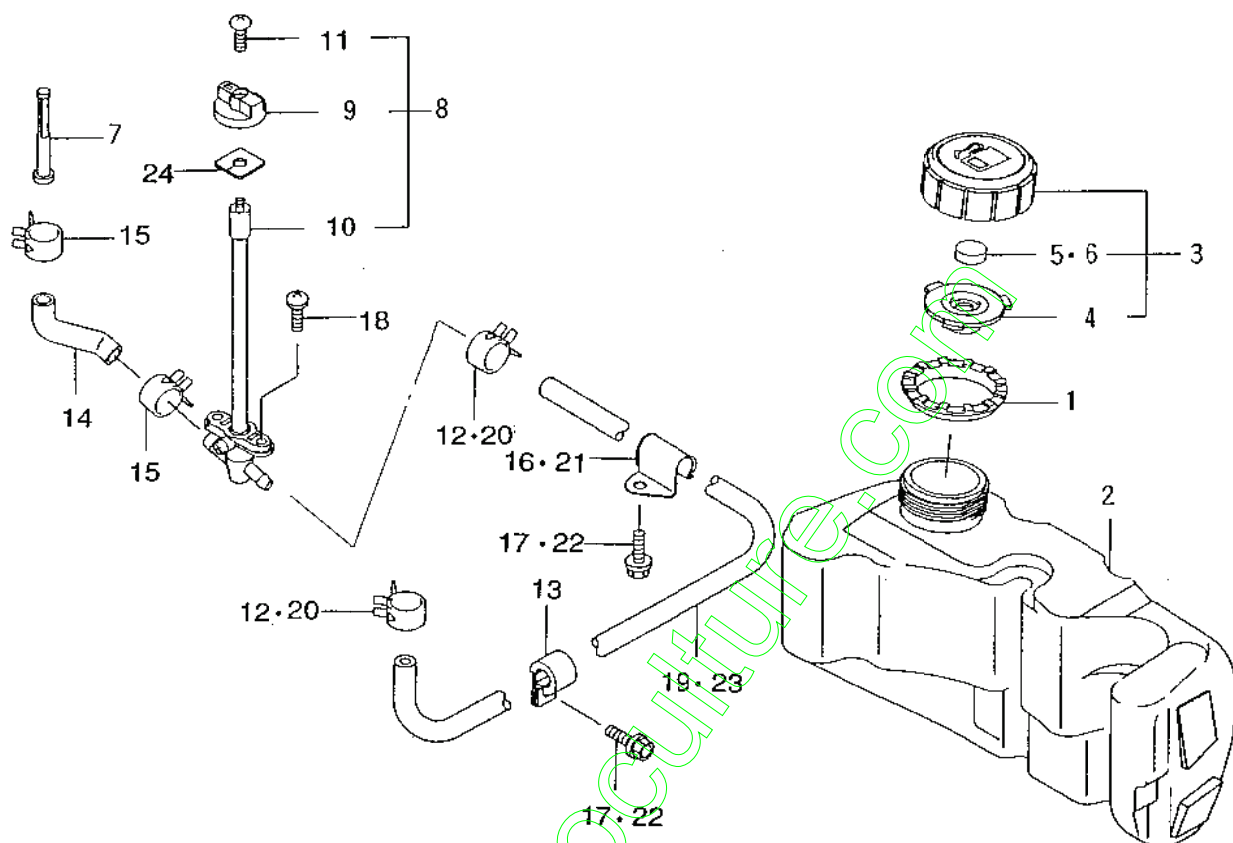
FIG. 11 FUEL – TANK/FUEL – VALVE
Reservoir/Robinet à carburant



E5C0-101

KEY Réf.	PART CODE Pièces No.	DESCRIPTION	Désignation	QTY Quant.	TYPE OF MODEL			I T C	C O L	G R P	REMARKS Remarques
					FC150V AB03	FC150V FB03	Modél FC150V GB03				
1	5110-092-742-XX	GASKET, INTAKE PIPE	Joint	1	*		1-				110092742
1A	5110-602-067-XX	GASKET, INTAKE PIPE	Joint	1			-C27854 C27855-				110602067
2	5110-092-743-XX	GASKET, MUFFLER	Joint	1	*						110092743
3	5110-122-272-XX	CAP, AIR FILTER	Capuchon	1	*	*					110122272
4	5110-292-002-XX	ELEMENT-ASSY-AIR FIL	Ens. element	1	*	*	*				110292002
5	5110-132-119-XX	ELEMENT-AIR FILTER	Element	1	*	*	*				110132119
6	5110-132-120-XX	ELEMENT-AIR FILTER	Element	1	*	*	*				110132120
7	5110-462-053-XX	BRACKET	Support	1	*	*					110462053
7A	5110-492-002-XX	BRACKET	Support	1	*	*	*				110492002
8	5160-602-129-XX	PIPE-INTAKE	Tubulure d'admission	1	*	*	*				160602129
9	5490-702-491-XX	MUFFLER-COMP	Echappement	1	*	*	*				490702491
10	5491-062-446-XX	COVER-MUFFLER	Couvercle	1	*	*	*				491062446
11	5920-092-104-XX	SCREW	Vis	2	*	*	*				920092104
12	5920-092-166-XX	SCREW, 5x8	Vis	3	*	*	*				920092166
13	5920-151-193-XX	NUT	Ecrou	2	*	*	*				920151193
14	5127-502-883-00	WASHER	Rondelle	2	*						312750288300
15	5920-222-136-XX	WASHER	Rondelle	1	*						920222136
16	5920-262-272-XX	SPACER, 6.2x7.8x8	Pièce d'écartement	2	*	*	*				920262272
17	5920-592-257-XX	TUBE	Tuyau	1	*	*	*				920592257
18	5921-502-101-XX	BOLT	Vis	1	*	*	*				921502101
19	5130-805-10X-XX	SCREW-PAN	Vis	2	*						13080510
20	5172-606-80X-XX	BOLT-STUD	Goujon	2	*	*	*				17260680
21	5186-806-80X-XX	BOLT-UPSET-WP	Vis	2	*	*	*				18680680
22	5411-805-00X-XX	WASHER-PLAIN	Rondelle	2	*	*	*				41180500
23	5110-602-009-XX	GASKET, MUFFLER	Joint	1		*	*				110602009

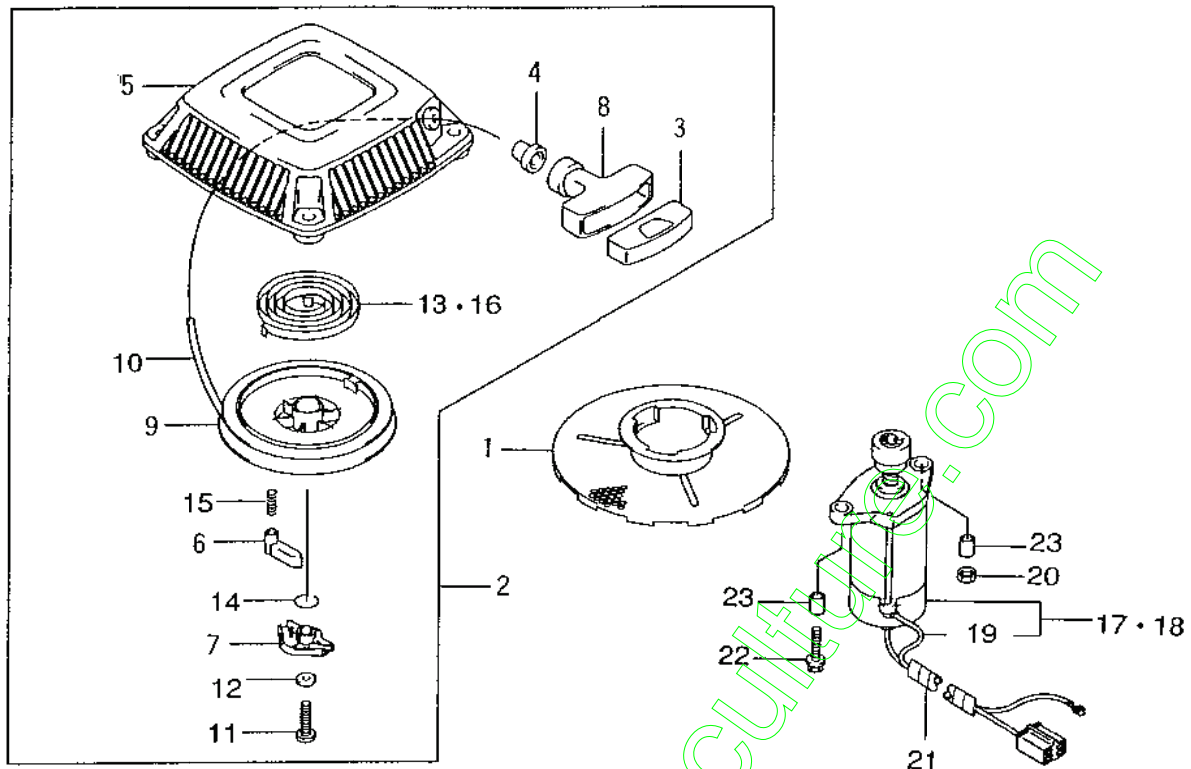
FIG. 12 RECOIL STARTER
Lanceur



KSC0-104

KEY Réf.	PART CODE Pièces No.	DESCRIPTION	Designation	QTY Quant.	TYPE OF MODEL			I T C	C O L	G R P	REMARKS Remarques
					FC150V AB03	FC150V FB03	Modél FC150V GB03				
1	5130-702-077-XX	GUIDE	Guide	1	*	*	*				130702077
2	5510-012-214-XX	TANK-COMP-FUEL	Reservoir	1	*	*	*				510012214
3	5510-482-069-XX	CAP-ASSY-TANK	Ens. bouchon	1	*	*	*				510482069
4	5110-092-831-XX	GASKET	Joint	1	*	*	*				110092831
5	5182-926-656-00	ELEMENT-BREATHER	Element	1	*	*	*				318292665600
6	5491-092-054-XX	ELEMENT-BREATHER	Element	1	*	*	*				491092054
7	5490-192-091-XX	FILTER-FUEL	Robinet	1	*	*	*				490192091
8	5490-192-094-XX	FILTER-FUEL	Robinet	1	*	*	*				490192094
9	5131-682-303-XX	LEVER	Levier	1	*	*	*				131682303
10	5151-042-052-XX	FILTER-COMP	Robinet	1	*	*	*				161042052
11	5920-092-296-XX	SCREW	Vis	1	*	*	*				920092296
12	5171-966-812-00	CLAMP	Attache	2	*	*	*				317196681200
13	5920-372-202-XX	CLAMP	Attache	1	*	*	*				920372202
14	5920-592-262-XX	TUBE	Tuyau	1	*	*	*				920592262
15	5921-702-009-XX	CLAMP	Attache	2	*	*	*				921702009
16	5921-702-020-XX	CLAMP	Attache	1	*	*	*				921702020
17	5130-B06-10X-XX	BOLT-FLANGED	Vis	2	*	*	*				13080610
18	5233-B05-10X-XX	SCREW-PAN-WP+-	Vis	2	*	*	*				23380510
19	5705-A04-100-0X	TUBE-BRAID L=405MM	Tuyau	1	*	*	*				705A041000
20	5921-702-043-XX	CLAMP	Attache	2	*	*	*				921702043
21	5921-702-037-XX	CLAMP	Attache	1	*	*	*				921702037
22	5130-B06-12X-XX	BOLT-FLANGED	Vis	2	*	*	*				13080612
23	5921-902-068-XX	TUBE-4. 8X10. 3X415	Tuyau	1	*	*	*				921902068
24	5920-932-088-XX	SEAL	Joint	1	*	*	*				920932088

FIG. 13 ELECTRIC STARTER
Démarrreur



KE00 101

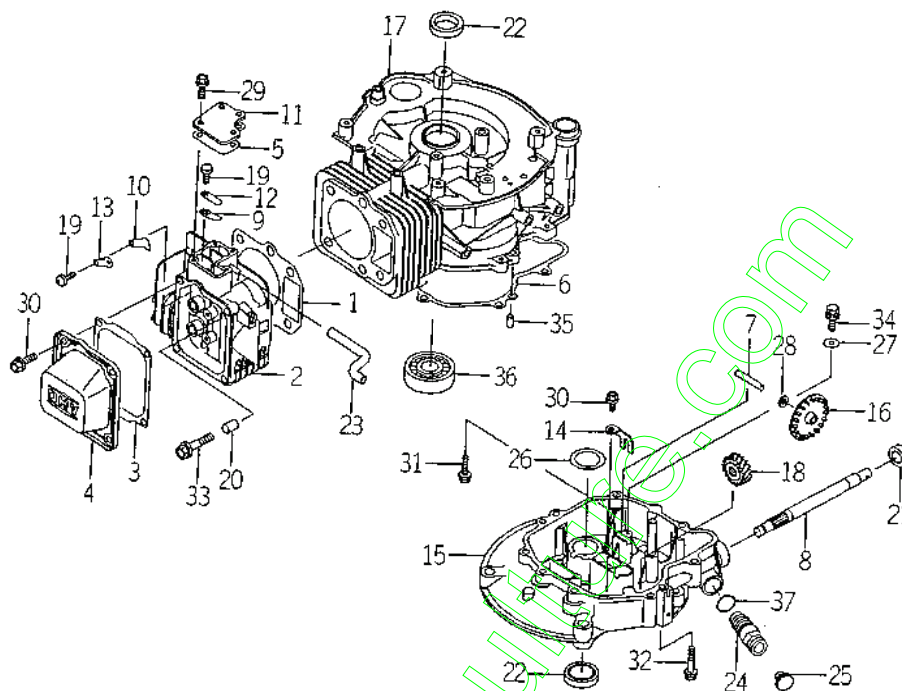
KEY Réf.	PART CODE Pièces No.	DESCRIPTION	Désignation	QTY Quant.	TYPE OF MODEL			I T C	C O L	G R P	REMARKS Remarques
					FC150V AB03	FC150V FB03	FC150V GB03				
1	5490-802-143-XX	PULLEY-STARTING	Bol	1	*	*	*				490802143
2	5490-882-379-XX	STARTER-RECOIL	Lanceur	1	*	*	*				490882379
3	5110-122-255-XX	CAP, GRIP	Capuchon	1	*	*	*				110122255
4	5130-702-064-XX	GUIDE, ROPE	Guide	1	*	*	*				130702064
5	5130-912-113-XX	HOLDER, RECOIL	Support	1	*	*	*				130912113
6	5131-652-072-XX	PAWL, RECOIL STARTER	Cliquet	1	*	*	*				131652072
7	5391-082-059-XX	RETAINER-SPRING	Coupelette	1	*	*	*				391082059
8	5460-752-082-XX	GRIP, RECOIL STARTER	Poignée	1	*	*	*				460752082
9	5591-012-079-XX	REEL, RECOIL STARTER	Poulie	1	*	*	*				591012079
10	5591-062-115-XX	ROPE, 3. 8x1600	Corde	1	*	*	*				591062115
11	5920-092-280-XX	SCREW, 5x18	Vis	1	*	*	*				920092280
12	5920-222-384-XX	WASHER, 5x12, 8x1.2	Rondelle	1	*	*	*				920222384
13	5156-013-452-AX	SPRING, RECOIL	Ressort spiral	1	*	*	*				3156013452A
14	5921-442-176-XX	SPRING	Ressort	1	*	*	*				921442176
15	5921-442-177-XX	SPRING, RETURN	Ressort de rappel	1	*	*	*				921442177
16	5920-812-265-XX	SPRING, RECOIL	Ressort spiral	1		*	*				920812265
17	5211-632-100-XX	STARTER-ELECTRIC	Démarrreur	1		*	*				211632100
18	5211-632-117-XX	STARTER-ELECTRIC	Démarrreur	1		*	*				211632117
19	5260-112-283-XX	WIRE-LEAD	Fil	1		*	*				260112283
20	5920-151-193-XX	NUT	Ecrou	1		*	*				920151193
21	5920-592-261-XX	TUBE	Tuyau	1		*	*				920592261
22	5130-606-30X-XX	BOLT-FLANGED	Vis	1		*	*				13060630
23	5552-810-12X-XX	PIN-DOWEL	Pion	2		*	*				55281012

ENGINE Moteur

FC150V – EB05

www.emc-motoculture.com

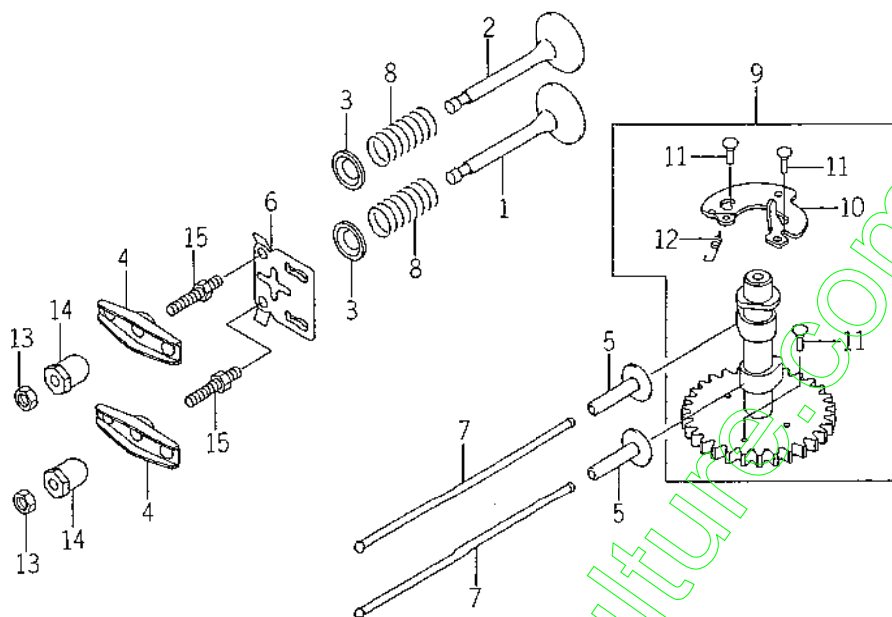
FIG. 1 CYLINDER/CRANKCASE
Cylindre/Carter



K50C-101

KEY Réf.	PART CODE Pièces No.	DESCRIPTION	Designation	QTY Quant.	TYPE OF MODEL		Modél	I T C	C O L	G R P	REMARKS Remarques
					FC150V EB05						
1	5110-042-099-XX	GASKET-HEAD	Joint de cylindre	1	*						110042099
2	5110-086-023-XX	HEAD-COMP-CYLINDER	Culasse	1	*						110086023
3	5110-092-848-XX	GASKET, ROCKER CASE	Joint de boitier	1	*						110092848
4	5110-222-057-XX	CASE-ROCKER	Boitier	1	*						110222057
5	5110-602-007-XX	GASKET, COVER	Joint	1	*						110602007
6	5110-602-011-XX	GASKET, CRANKCASE COV	Joint de carter	1	*						110602011
7	5131-072-202-XX	SHAFT	Arbre	1	*						131072202
8	5131-072-220-XX	SHAFT	Arbre	1	*						131072220
9	5132-702-049-XX	PLATE	Praque	1	*						1132702049
10	5132-702-050-XX	PLATE	Praque	1	*						1132702050
11	5140-242-180-XX	COVER	Capot	1	*						140242180
12	5161-262-201-XX	VALVE	Soupape	1	*						161262201
13	5161-262-202-XX	VALVE	Soupape	1	*						161262202
14	5210-832-062-XX	ARM	Bras	1	*						210832062
15	5490-156-088-XX	COVER-CRANKCASE	Carter	1	*						490156088
16	5490-732-055-XX	SLINGER-OIL	Défecteur d'huile	1	*						490732055
17	5491-202-240-XX	CRANKCASE-COMP	Carter	1	*						491202240
18	5590-562-790-XX	GEARHELICAL	Pignon	1	*						590562790
19	5920-092-166-XX	SCREW, 5x8	Vis	2	*						920092166
20	5920-431-264-XX	PIN	Axe	2	*						920431264
21	5920-452-204-XX	SEAL-OIL	Joint SPI	1	*						920452204
22	5920-492-208-XX	SEAL-OIL	Joint SPI	2	*						920492208
23	5920-592-256-XX	TUBE	Tuyau	1	*						920592256
24	5920-662-180-XX	PLUG	Bouchon	1	*						920662180
25	5920-662-193-XX	PLUG	Bouchon	1	*						920662193

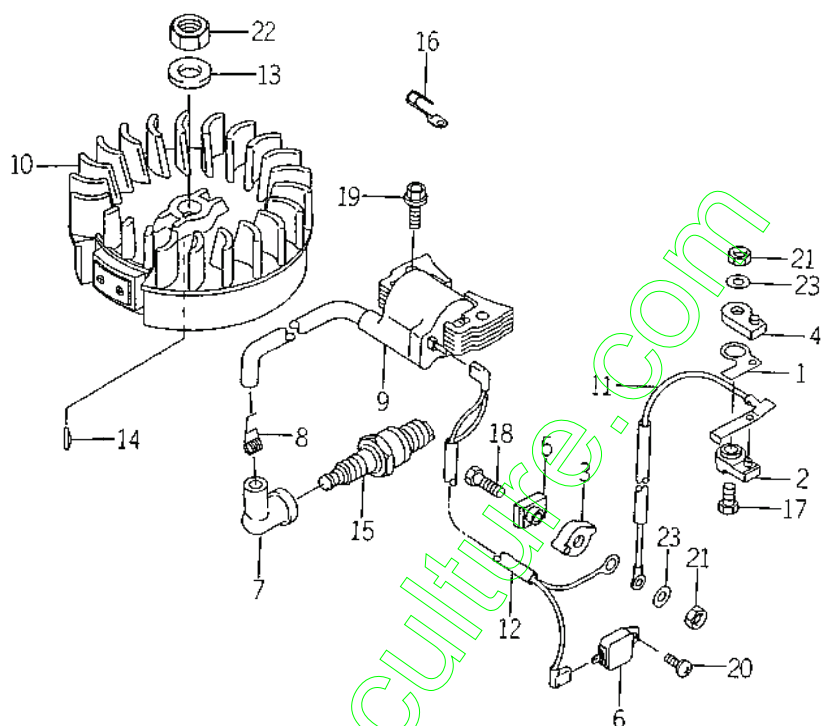
FIG. 3 VALVE/CAMSHAFT
Soupape/Arbre à cames



X560-101

KEY Réf.	PART CODE Pièces No.	DESCRIPTION	Désignation	QTY Quant.	TYPE OF MODEL		Modél	I T C	C O L	G R P	REMARKS Remarques
					FC150V E805						
1	5120-042-095-XX	VALVE-INTAKE	Soupape d'admission	1	*						120042095
2	5120-052-084-XX	VALVE-EXHAUST	Soupape d'échappement	1	*						120052084
3	5120-092-068-XX	RETAINER-VALVE SPRING	Coupelette	2	*						120092068
4	5120-162-057-XX	ARM-ROCKER	Culbuteur	2	*						120162057
5	5120-322-065-XX	TAPPET	Poussoir	2	*						120322065
6	5130-702-072-XX	GUIDE	Guide	1	*						130702072
7	5131-162-065-XX	ROD-PUSH	Tige-poussoir	2	*						131162065
8	5490-782-064-XX	SPRING-ENGINE VALVE	Ressort	2	*						490782064
9	5491-182-119-XX	CAMSHAFT-COMP	Arbre à cames	1	*						491182119
10	5211-182-090-XX	DECOMPRESSOER	Décompresseur	1	*						211182090
11	5920-432-168-XX	PIN	Axe	3	*						920432168
12	5920-812-342-XX	SPRING	Ressort	1	*						920812342
13	5920-152-240-XX	NUT, 6MM	Ecrou	2	*						920152240
14	5920-152-253-XX	NUT	Ecrou	2	*						920152253
15	5921-502-102-XX	BOLT	Vis	2	*						921502102

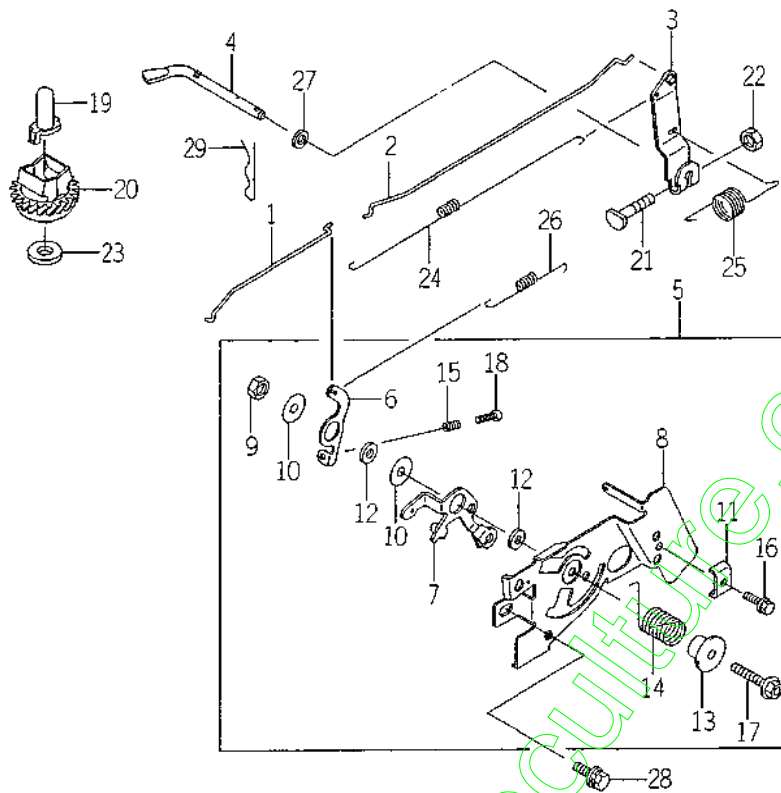
FIG. 6 ELECTRIC – EQUIPMENT
Électricité



K500-101

KEY Réf.	PART CODE Pièces No.	DESCRIPTION	Désignation	QTY Quant.	TYPE OF MODEL			I T C	C O L	G R P	REMARKS Remarques
					FC150V EB05	Model	Model				
1	5131-832-475-XX	PLATE	Prague	1	*						131832475
2	5140-242-182-XX	COVER	Capot	1	*						140242182
3	5140-242-183-XX	COVER	Capot	1	*						140242183
4	5160-732-123-XX	INSULATOR	Ecran thermique	1	*						160732123
5	5160-732-124-XX	INSULATOR	Ecran thermique	1	*						160732124
6	5211-192-139-XX	IGNITER	Bougie d'allumage	1	*						211192139
7	5211-302-066-XX	CAP-SPARK PLUG	Capuchon	1	*						211302066
8	5211-692-004-XX	TERMINAL	Borne	1	*						211692004
9	5211-712-176-XX	COIL-ASSY-IGNITION	Ens. bobine d'allumage	1	*						211712176
10	5211-942-290-XX	FLYWHEEL-COMP	Volant	1	*						211942290
11	5260-112-191-XX	WIRE-LEAD	Fil	1	*						260112191
12	5260-112-279-XX	WIRE-LEAD	Fil	1	*						260112279
13	5920-222-102-XX	WASHER	Rondelle	1	*						90222102
14	5920-382-077-XX	KEY	Clavette	1	*						920382077
15	5920-702-087-XX	PLUG-SPARK, BP5ES (NGK)	Bougie	1	*						920702087
16	5921-702-064-XX	CLAMP	Attache	1	*						921702064
17	5112-B05-16X-XX	BOLT-UPSET	Vis	1	*						112B0516
18	5112-B05-22X-XX	BOLT-UPSETED	Vis	1	*						112B0522
19	5130-G06-25X-XX	BOLT-FLANGED	Vis	2	*						130G0625
20	5241-B04-12X-XX	SCREW-PAN-WP+-	Vis	1	*						241B0412
21	5311-B05-00X-XX	NUT-HEX	Ecrou	1	*						311B0500
22	5314-G14-00X-XX	NUT-HEX-FINE	Ecrou	1	*						314G1400
23	5410-B05-00X-XX	W-PLAIN-S	Rondelle	1	*						410B0500

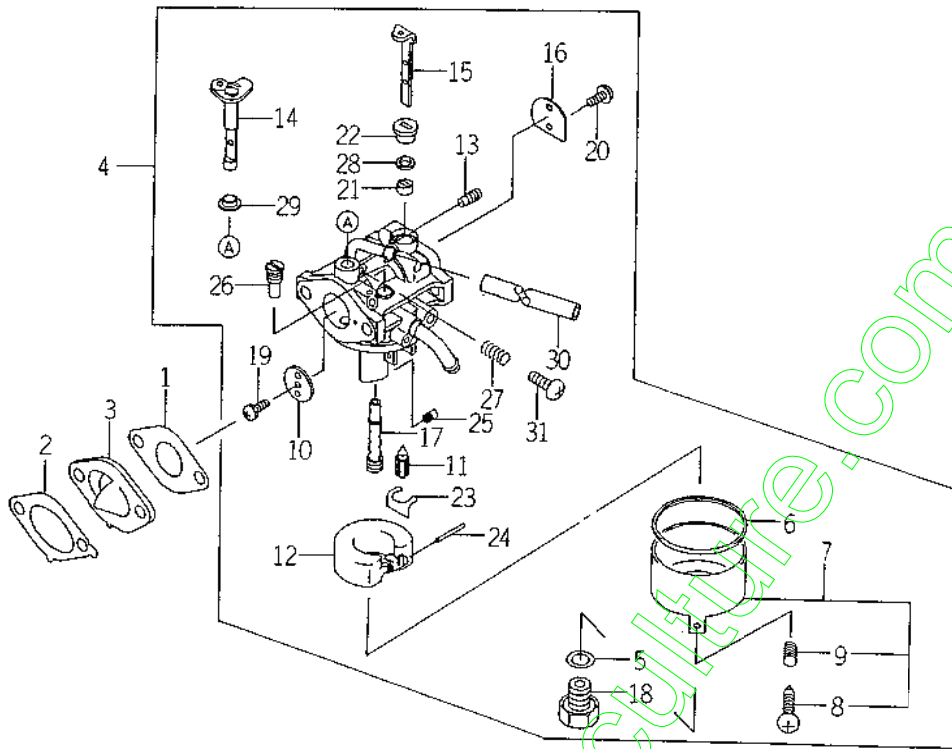
FIG. 7 CONTROL – EQUIPMENT
Commandes



K500-101

KEY Réf.	PART CODE Pièces No.	DESCRIPTION	Désignation	QTY Quant.	TYPE OF MODEL			I T C	C O L	G R P	REMARKS Remarques
					FC150V EB05		Modél				
1	5161-692-104-XX	LINK-CHOKE	Tige	1	*						161692104
2	5161-712-060-XX	LINK	Tige	1	*						161712060
3	5211-872-060-XX	ARM-ASSY	Ens. bras	1	*						211872060
4	5390-032-071-XX	ARM-PIVOT	Bras	1	*						390032071
5	5391-802-904-XX	PANEL-ASSY-CONTROL	Ens. panneau de commande	1	*						391802904
6	5131-682-288-XX	LEVER	Levier	1	*						131682288
7	5131-682-298-XX	LEVER	Levier	1	*						131682298
8	5592-262-293-XX	PANEL-CONTROL	Panneau de commande	1	*						592262293
9	5920-152-051-XX	NUT	Ecrou	1	*						920152051
10	5920-222-372-XX	WASHER, 6x19x1.2	Rondelle	2	*						920222372
11	5920-372-209-XX	CLAMP	Attache	1	*						920372209
12	5921-432-135-XX	COLLAR, 6x13x2.3	Entretoise	2	*						921432135
13	5921-432-148-XX	COLLAR	Entretoise	1	*						921432148
14	5921-442-211-XX	SPRING	Ressort	1	*						921442211
15	5921-442-266-XX	SPRING	Ressort	1	*						921442266
16	5921-502-182-XX	BOLT, 5x18	Vis	1	*						921502182
17	5130-806-30X-XX	BOLT-FLANGED	Vis	1	*						13080630
18	5214-804-20X-XX	SCREW-PAN+-	Vis	1	*						21480420
19	5420-362-051-XX	SLEEVE	Bague	1	*						420362051
20	5491-102-076-XX	GOVERNOR-ASSY	Ens. regulateur	1	*						491102076
21	5920-022-269-XX	BOLT	Vis	1	*						920022269
22	5920-151-193-XX	NUT	Ecrou	1	*						920151193
23	5920-222-019-00	WASHER	Rondelle	1	*						920222019
24	5920-812-299-XX	SPRING, LINK	Ressort	1	*						920812299
25	5921-442-213-XX	SPRING	Ressort	1	*						921442213

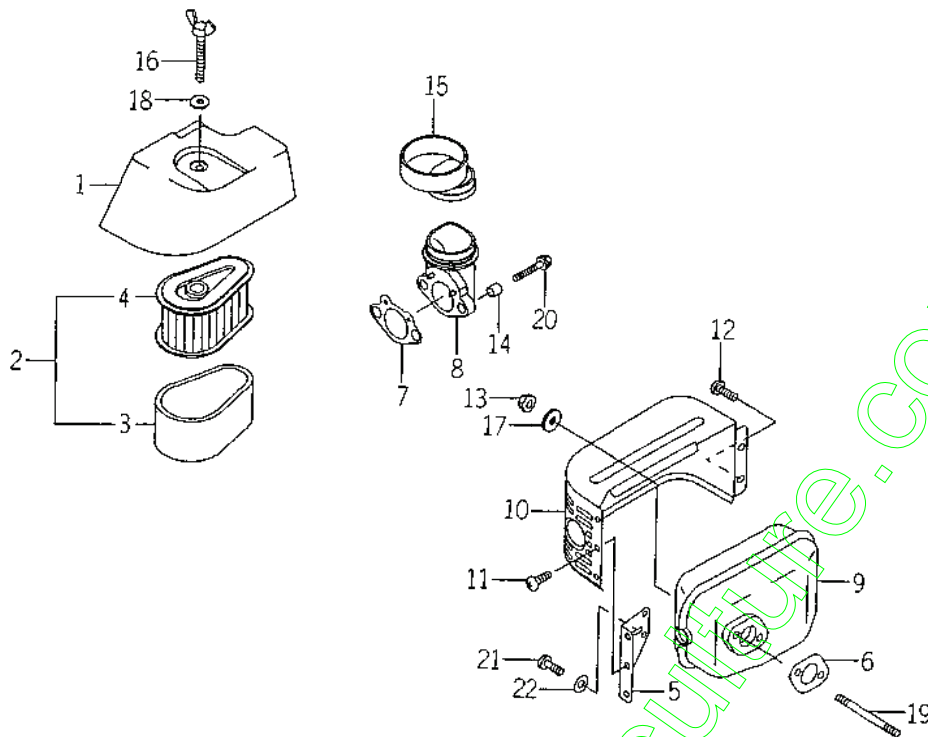
FIG. 8 CARBURETOR Carburateur



3300-101

KEY Réf.	PART CODE Pièces No.	DESCRIPTION	Désignation	QTY Quant.	TYPE OF MODEL			I T C	C O L	P T G	REMARKS Remarques
					FC150V EB05		Modél				
1	5110-602-010-XX	GASKET, CARBURETOR	Joint	1	*						110602010
2	5110-602-012-XX	GASKET, INSULATOR	Joint	1	*						110602012
3	5160-732-136-XX	INSULATOR	Ecran thermique	1	*						160732136
4	5150-032-364-XX	CARBURETOR-ASSY.	Ens. carburateur	1	*						150032364
5	5110-092-036-XX	GASKET	Joint	1	*						110092036
6	5110-092-037-XX	GASKET	Joint	1	*						110092037
7	5160-202-052-XX	CHAMBER-FLOAT	Chambre du flotteur	1	*						160202052
8	5920-092-015-XX	SCREW	Vis	1	*						920092015
9	5920-812-009-XX	SPRING	Ressort	1	*						920812009
10	5160-252-001-XX	VALVE-THROTTLE, #110	Boisseau	1	*						160252001
11	5160-302-083-XX	VALVE-FLOAT	Soupape	1	*						160302083
12	5160-312-058-XX	FLOAT	Flotteur	1	*						160312058
13	5160-352-063-XX	JET-AIR, #0.9	Vis de richesse	1	*						160352063
14	5160-412-178-XX	SHAFT-CARBURETOR, TH	Axe volet d'air	1	*						160412178
15	5160-412-197-XX	SHAFT-CARBURETOR, CH	Axe volet d'air	1	*						160412197
16	5161-262-199-XX	VALVE	Soupape	1	*						161262199
17	5491-212-189-XX	NOZZLE-MAIN	Gicleur principal	1	*						491212189
18	5920-022-011-XX	BOLT	Vis	1	*						920022011
19	5920-092-024-XX	SCREW	Vis	1	*						920092024
20	5920-092-149-XX	SCREW	Vis	2	*						920092149
21	5920-272-003-XX	COLLAR	Entretoise	1	*						920272003
22	5920-272-004-XX	COLLAR	Entretoise	1	*						920272004
23	5920-332-067-XX	RING-SNAP	Circlips	1	*						920332067
24	5920-432-006-XX	PIN	Axe	1	*						920432006
25	5920-632-096-XX	JET-MAIN, #68.8	Gicleur principal	1	*						920632096

FIG. 9 AIR – FILTER/MUFFLER
Filtre a air/Echappement



K500-101

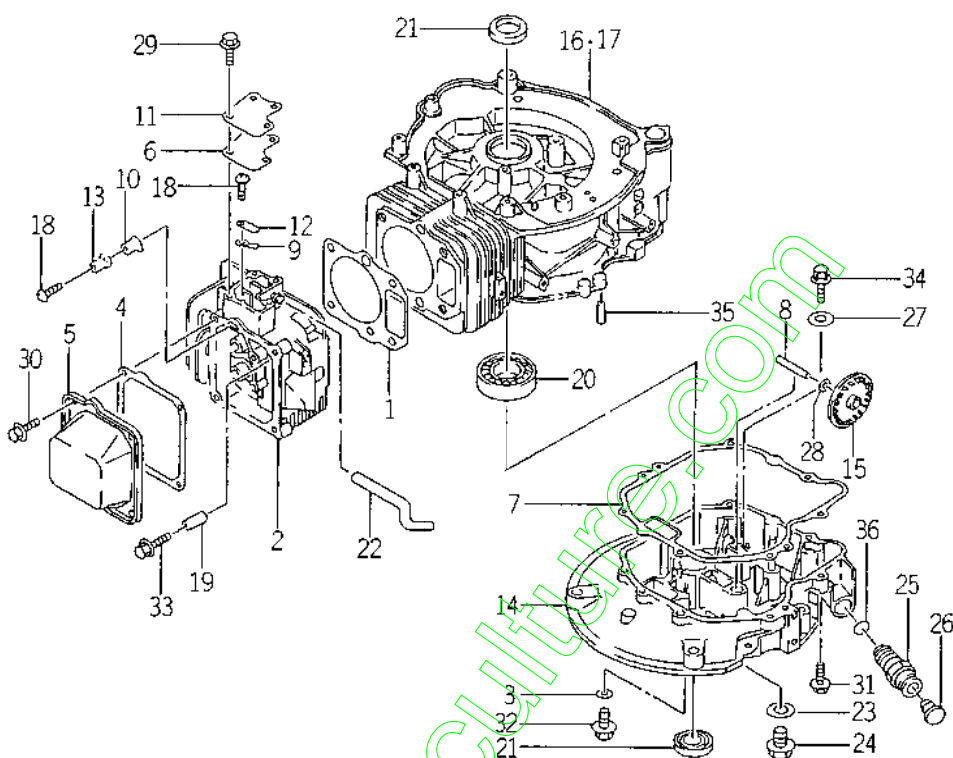
KEY Réf.	PART CODE Pièces No.	DESCRIPTION	Désignation	QTY Quant.	TYPE OF MODEL			I T C	C O L	G R P	REMARKS Remarques
					FC150V EB05	Modél					
1	5110-122-313-XX	CAP, AIR FILTER	Capuchon	1	*						110122313
2	5110-292-002-XX	ELEMENT-ASSY-AIR FIL	Ens. element	1	*						110292002
3	5110-132-119-XX	ELEMENT-AIR FILTER	Element	1	*						110132119
4	5110-132-120-XX	ELEMENT-AIR FILTER	Element	1	*						110132120
5	5110-492-002-XX	BRACKET	Support	1	*						110492002
6	5110-602-009-XX	GASKET, MUFFLER	Joint	1	*						110602009
7	5110-602-067-XX	GASKET, INTAKE PIPE	Joint	1	*						110602067
8	5160-602-129-XX	PIPE-INTAKE	Tubulure d'admission	1	*						160602129
9	5490-702-491-XX	MUFFLER-COMP	Echappement	1	*						490702491
10	5491-062-446-XX	COVER-MUFFLER	Couvercle	1	*						491062446
11	5920-092-166-XX	SCREW, 5x8	Vis	3	*						920092166
12	5920-092-308-XX	SCREW	Vis	2	*						920092308
13	5920-151-193-XX	NUT	Ecrou	2	*						920151193
14	5920-262-272-XX	SPACER, 6, 2x7, 8x8	Pièce d'écartement	2	*						920262272
15	5920-592-257-XX	TUBE	Tuyau	1	*						920592257
16	5921-502-101-XX	BOLT	Vis	1	*						921502101
17	5922-002-032-XX	WASHER, 7x21x2.3	Rondelle	2	*						922002032
18	5922-002-037-XX	WASHER, 6, 5x18x2.0	Rondelle	1	*						922002037
19	5172-606-80X-XX	BOLT-STUD	Goujon	2	*						17260680
20	5186-806-80X-XX	BOLT-UPSET-WP	Vis	2	*						18680680
21	5214-B05-10X-XX	SCREW-PAN+-	Vis	2	*						214B0510
22	5411-B05-00X-XX	WASHER-PLAIN	Rondelle	2	*						411B0500

ENGINE Moteur

FC150V – EC52

www.emc-motoculture.com

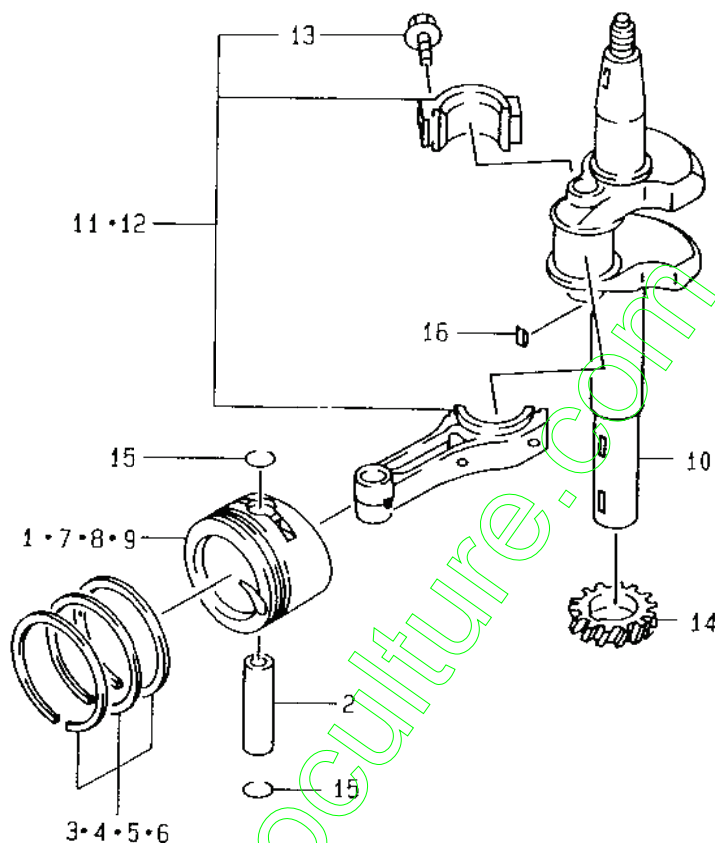
FIG. 1 CYLINDER/CRANKCASE
Cylindre/carter



1506-101

KEY Réf.	PART CODE Pièces No.	DESCRIPTION	Designation	QTY Quant.	TYPE OF MODEL		Modél	I T C	C O L	G R P	REMARKS Remarques
					FC150V EC52						
1	5110-042-099-XX	GASKET-HEAD	Joint de cylindre	1	*						110042099
2	5110-086-008-XX	HEAD-COMP-CYLINDER	Culasse	1	*						110086008
3	5110-092-747-XX	GASKET	Joint	1	*						110092747
4	5110-092-848-XX	GASKET, ROCKER CASE	Joint de boitier	1	*						110092848
5	5110-222-057-XX	CASE-ROCKER	Boitier	1	*						110222057
6	5110-602-007-XX	GASKET, COVER	Joint	1	*						110602007
7	5110-602-011-XX	GASKET, CRANKCASE COV	Joint de carter	1	*						110602011
8	5131-072-202-XX	SHAFT	Arbre	1	*						131072202
9	5131-832-258-XX	PLATE	Praque	1	*						131832258
10	5131-832-259-XX	PLATE	Praque	1	*						131832259
11	5140-242-180-XX	COVER	Capot	1	*						140242180
12	5161-262-149-XX	VALVE	Soupape	1	*						161262149
13	5161-262-150-XX	VALVE	Soupape	1	*						161262150
14	5490-156-101-XX	COVER-CRANKCASE	Carter	1	*						490156101
15	5490-732-055-XX	SLINGER-OIL	Déflcteur d'huile	1	*						490732055
16	5491-202-189-XX	CRANKCASE-COMP	Carter	1	*						491202189
17	5491-202-240-XX	CRANKCASE-COMP	Carter	1	*						491202240
18	5920-092-166-XX	SCREW, 5x8	Vis	2	*						920092166
19	5920-431-264-XX	PIN	Axe	2	*						920431264
20	5920-452-155-XX	BEARING-BALL	Roulement à billes	1	*						920452155
21	5920-492-208-XX	SEAL-OIL	Joint SPI	2	*						920492208
22	5920-592-256-XX	TUBE	Tuyau	1	*						920592256
23	5920-650-97X-XX	GASKET	Joint	1	*						92065097
24	5920-662-101-XX	PLUG	Bouchon	1	*						920662101
25	5920-662-180-XX	PLUG	Bouchon	1	*						920662180

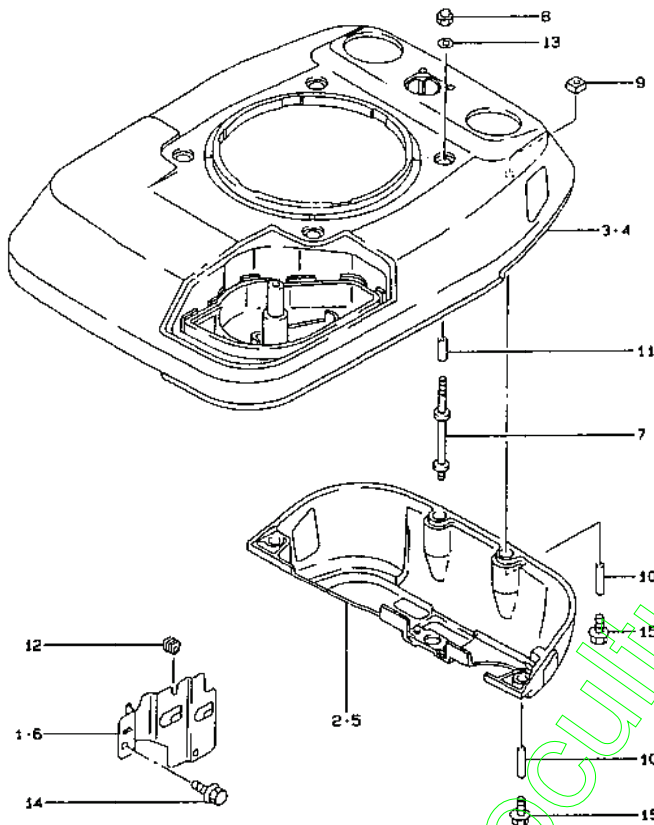
FIG. 2 PISTON / CRANKSHAFT
Piston / Vilebrequin



1500-101

KEY Réf.	PART CODE Pièces No.	DESCRIPTION	Designation	QTY Quant.	TYPE OF MODEL			I T C	C O L	G R P	REMARKS Remarques
					FC150V EC52	Modél	Modél				
1	5130-012-109-XX	PISTON-ENGINE	Piston	1	*						130012109
2	5130-022-074-XX	PIN-PISTON	Axe de piston	1	*						130022074
3	5130-086-017-XX	RING-SET-PISTON	Jeu de segments	1	*						130086017
4	5130-246-002-XX	RING-SET-PISTON L. 0	Jeu de segments	AR	*						130246002
5	5130-256-003-XX	RING-SET-PISTON L. 0.	Jeu de segments	AR	*						130256003
6	5130-256-004-XX	RING-SET-PISTON L. 0.	Jeu de segments	AR	*						130256004
7	5130-272-058-XX	PISTON-ENGINE L. 0. 7	Piston	AR	*						130272058
8	5130-292-094-XX	PISTON-ENGINE L. 0. 25	Piston	AR	*						130292094
9	5130-292-095-XX	PISTON-ENGINE L. 0. 50	Piston	AR	*						130292095
10	5130-372-359-XX	CRANKSHAFT	Vilebrequin	1	*						130372359
11	5132-516-025-XX	ROD-ASSY-CONNECTING	Bielle	1	*						132516025
12	5132-516-027-XX	ROD-ASSY-CONNECTING,	Bielle	AR	*						132516027
13	5921-502-122-XX	BOLT, CONNECTING ROD	Vis	2	*						921502122
14	5590-562-726-XX	GEAR-HELICAL	Pignon	1	*						590562726
15	5920-332-161-XX	RING-SNAP	Circlips	2	*						920332161
16	5920-382-093-XX	KEY	Clavette	1	*						920382093

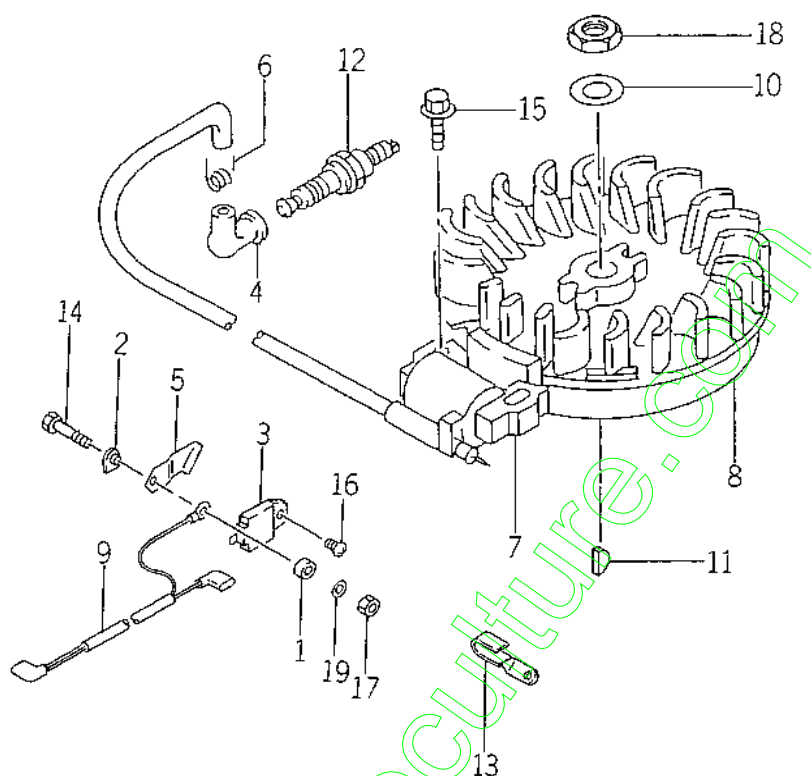
FIG. 5 COOLING – EQUIPMENT
Refroidissement



X500-101

KEY Réf.	PART CODE Pièces No.	DESCRIPTION	Désignation	QTY Quant.	TYPE OF MODEL			I T C	C O L	G R P	REMARKS Remarques
					FC150V EC52	Modél					
1	5140-242-181-XX	COVER	Capot	1	*						140242181
2	5140-242-252-XX	COVER, LOWER	Couvercle	1	*						140242252
3	5140-242-289-XX	COVER, UPPER	Couvercle	1	*						140242289
4	5140-902-009-XX	COVER, UPPER	Couvercle	1	*						140902009
5	5140-902-013-XX	COVER, LOWER	Couvercle	1	*						140902013
6	5140-902-023-XX	COVER	Couvercle	1	*						140902023
7	5920-042-117-XX	STUD	Goujon	4	*						920042117
8	5920-151-170-XX	NUT	Ecrou	4	*						920151170
9	5920-152-241-XX	NUT, 6MM	Ecrou	4	*						920152241
10	5920-262-273-XX	SPACER, 6. 2x7. 8x17	Pièce d'écartement	4	*						920262273
11	5920-262-274-XX	SPACER, 6. 2x7. 8x22	Pièce d'écartement	4	*						920262274
12	5920-712-113-XX	GROMMET	Passe-fil	1	*						920712113
13	5922-002-037-XX	WASHER, 6. 5x18x2. 0	Rondelle	4	*						922002037
14	5130-805-10X-XX	BOLT-FLANGED	Vis	2	*						13080510
15	5130-606-25X-XX	BOLT-FLANGED	Vis	4	*						13060625

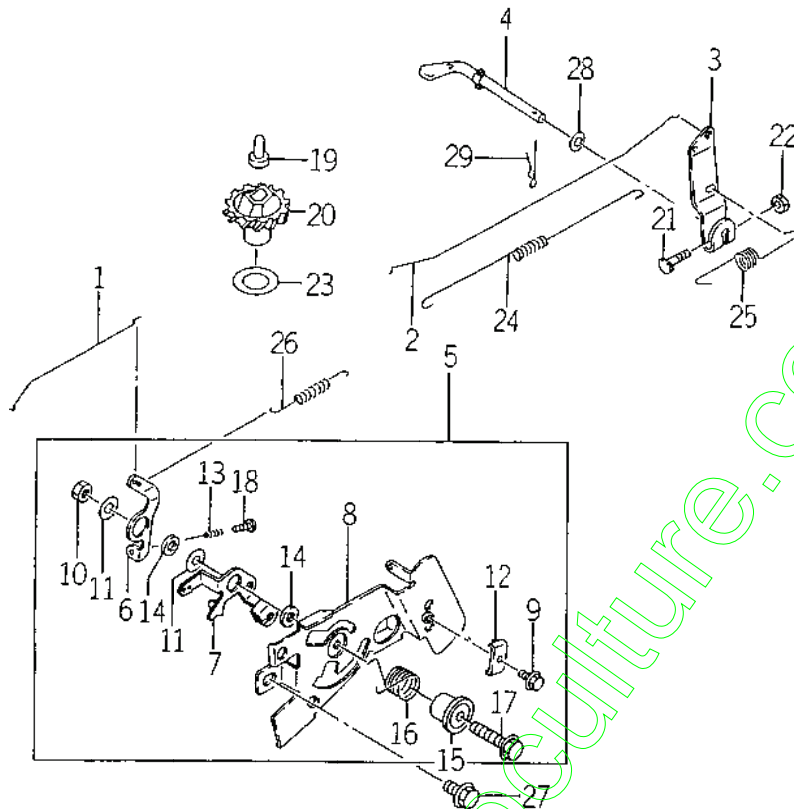
FIG. 6 ELECTRIC — EQUIPMENT
Electricite



3500-101

KEY Réf.	PART CODE Pièces No.	DESCRIPTION	Designation	QTY Quant.	TYPE OF MODEL			I T C	C O L	G R P	REMARKS Remarques
					FC150V EC52	Model	Model				
1	5140-242-183-XX	COVER	Capot	1	*						140242183
2	5160-732-124-XX	INSULATOR	Ecran thermique	1	*						160732124
3	5211-192-139-XX	IGNITER	Bougie d'allumage	1	*						211192139
4	5211-302-066-XX	CAP-SPARK PLUG	Capuchon	1	*						211302066
5	5211-692-066-XX	TERMINAL	Borne	1	*						211692066
6	5172-708-419-AX	TERMINAL	Borne	1	*						3172708419A
7	5211-712-176-XX	COIL-ASSY-IGNITION	Ens. bobine d'allumage	1	*						211712176
8	5211-942-218-XX	FLYWHEEL-COMP	Volant	1	*						211942218
9	5260-112-279-XX	WIRE-LEAD	Fil	1	*						260112279
10	5144-013-482-AX	WASHER	Rondelle	1	*						3144013482A
11	5920-382-077-XX	KEY	Clavette	1	*						920382077
12	5920-702-087-XX	PLUG-SPARK, BP5ES(NGK)	Bougie	1	*						920702087
13	5921-702-064-XX	CLAMP	Attache	1	*						921702064
14	5110-B05-22X-XX	BOLT-FLANGED	Vis	1	*						110B0522
15	5130-606-25X-XX	BOLT-FLANGED	Vis	2	*						13060625
16	5241-B04-12X-XX	SCREW-PAN-WP+-	Vis	1	*						241B0412
17	5311-B05-00X-XX	NUT-HEX	Ecrou	1	*						311B0500
18	5314-614-00X-XX	NUT-HEX-FINE	Ecrou	1	*						314G1400
19	5410-B05-00X-XX	W-PLAIN-S	Rondelle	1	*						410B0500

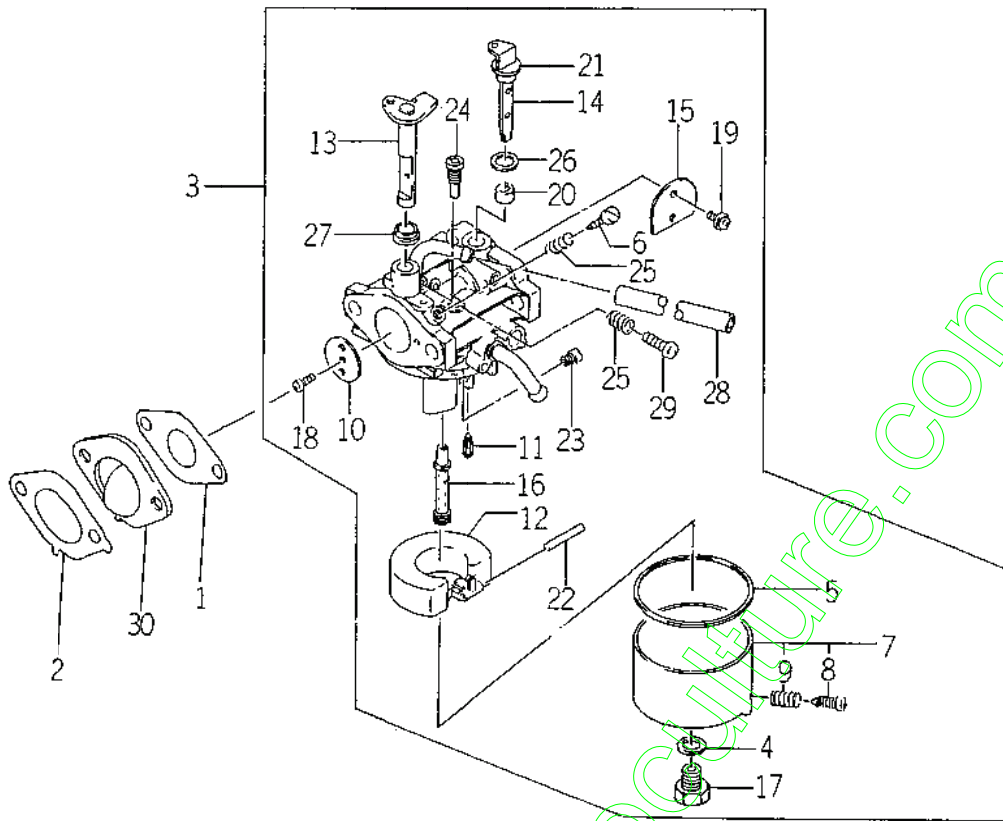
FIG. 7 CONTROL — EQUIPMENT
Commandes



K560-101

KEY Réf.	PART CODE Pièces No.	DESCRIPTION	Désignation	QTY Quant.	TYPE OF MODEL		Modél	I T C	C O L	G R P	REMARKS Remarques
					FC150V ECS2						
1	5161-692-104-XX	LINK-CHOKE	Tige	1	*						161692104
2	5161-712-060-XX	LINK	Tige	1	*						161712060
3	5211-872-060-XX	ARM-ASSY	Ens. bras	1	*						211872060
4	5390-032-071-XX	ARM-PIVOT	Bras	1	*						390032071
5	5391-802-549-XX	PANEL-ASSY-CONTROL	Ens. panneau de commande	1	*						391802549
6	5131-682-288-XX	LEVER	Levier	1	*						131682288
7	5131-682-298-XX	LEVER	Levier	1	*						131682298
8	5592-262-201-XX	PANEL-CONTROL	Panneau de commande	1	*						592262201
9	5921-502-182-XX	BOLT, 5x18	Vis	1	*						921502182
10	5144-015-385-AX	NUT	Écrou	1	*						3144015385A
11	5920-222-372-XX	WASHER, 6x19x1.2	Rondelle	2	*						920222372
12	5920-372-209-XX	CLAMP	Attache	1	*						920372209
13	5921-442-266-XX	SPRING	Ressort	1	*						921442266
14	5921-432-135-XX	COLLAR, 6x13x2.3	Entretoise	2	*						921432135
15	5921-432-148-XX	COLLAR	Entretoise	1	*						921432148
16	5921-442-211-XX	SPRING	Ressort	1	*						921442211
17	5130-805-30X-XX	BOLT-FLANGED	Vis	1	*						13080530
18	5214-B04-20X-XX	SCREW-PAN+-	Vis	1	*						214B0420
19	5144-015-121-BX	SLEEVE	Bague	1	*						3144015121B
20	5491-102-076-XX	GOVERNOR-ASSY	Ens. regulateur	1	*						491102076
21	5920-022-269-XX	BOLT	Vis	1	*						920022269
22	5920-151-193-XX	NUT	Écrou	1	*						920151193
23	5144-015-135-AX	WASHER	Rondelle	1	*						3144015135A
24	5920-812-299-XX	SPRING, LINK	Ressort	1	*						920812299
25	5921-442-213-XX	SPRING	Ressort	1	*						921442213

FIG. 8 CARBURETOR
Carburateur

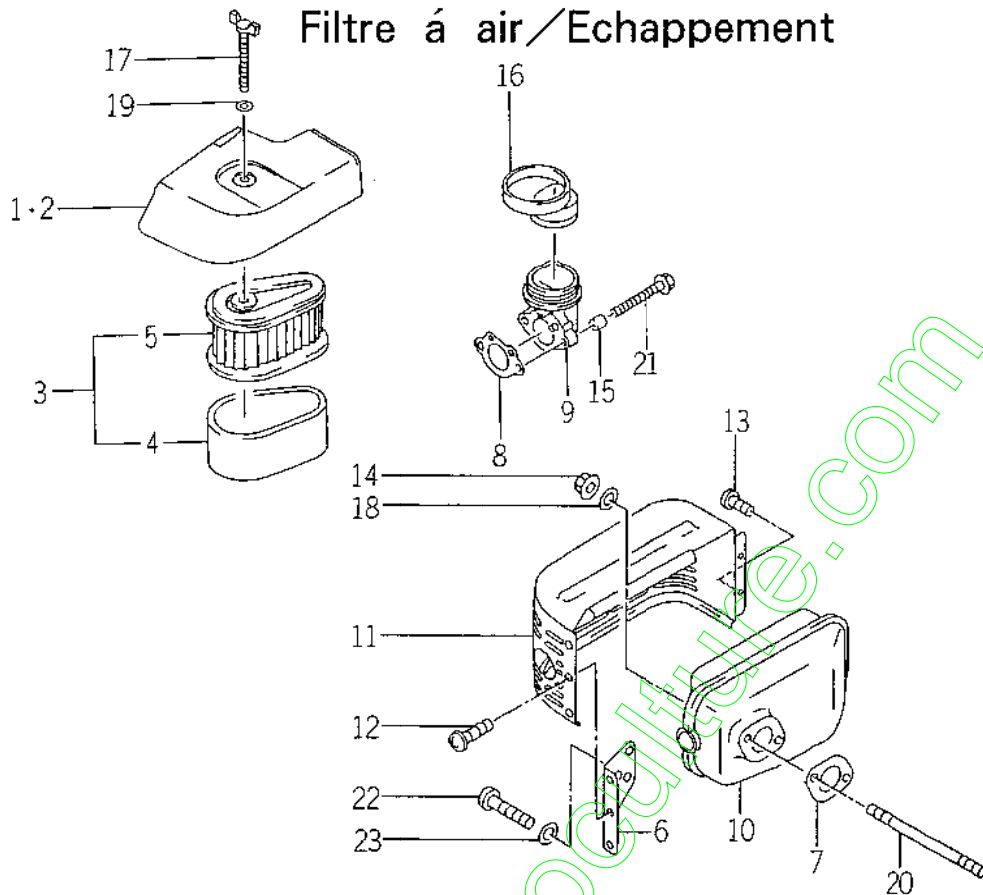


K560 101

KEY Réf.	PART CODE Pièces No.	DESCRIPTION	Désignation	QTY Quant.	TYPE OF MODEL			I T C	C O L	G R P	REMARKS Remarques
					FC150V EC52	Modél					
1	5110-602-010-XX	GASKET, CARBURETOR	Joint	1	*						110602010
2	5110-602-012-XX	GASKET, INSULATOR	Joint	1	*						110602012
3	5150-032-088-XX	CARBURETOR-ASSY.	Ens. carburateur	1	*						150032088
4	5144-996-159-AX	GASKET	Joint	1	*						3144996159A
5	5145-986-128-AX	GASKET	Joint	1	*						3145986128A
6	5164-706-114-00	SCREW-PILOT AIR	Vis	1	*						316470611400
7	5145-766-130-AX	CHAMBER-FLOAT	Chambre du flotteur	1	*						3145766130A
8	5154-706-133-AX	SCREW	Vis	1	*						3154706133A
9	5131-226-116-00	SPRING	Ressort	1	*						313122611600
10	5136-506-101-00	VALVE-THROTTLE, #110	Boisseau	1	*						313650610100
11	5160-302-083-XX	VALVE-FLOAT	Soupape	1	*						160302083
12	5160-312-058-XX	FLOAT	Flotteur	1	*						160312058
13	5160-412-178-XX	SHAFT-CARBURETOR, TH	Axe volet d'air	1	*						160412178
14	5160-412-197-XX	SHAFT-CARBURETOR, CH	Axe volet d'air	1	*						160412197
15	5161-262-173-XX	VALVE, CHOKE	Volet d'air	1	*						161262173
16	5491-212-113-XX	NOZZLE-MAIN, #2A	Gicleur principal	1	*						491212113
17	5144-996-143-AX	BOLT	Vis	1	*						3144996143A
18	5165-506-137-AX	SCREW	Vis	1	*						3165506137A
19	5920-092-149-XX	SCREW	Vis	2	*						920092149
20	5145-986-138-AX	COLLAR	Entretoise	1	*						3145986138A
21	5145-986-157-AX	COLLAR	Entretoise	1	*						3145986157A
22	5144-996-127-AX	PIN	Axe	1	*						3144996127A
23	5920-632-096-XX	JET-MAIN, #68, 8	Gicleur principal	1	*						920632096
24	5920-642-065-XX	JET-PILOT, #38, 8	Vis de mélange	1	*						920642065
25	5131-226-116-00	SPRING	Ressort	2	*						313122611600

FIG. 9 AIR - FILTER/MUFFLER

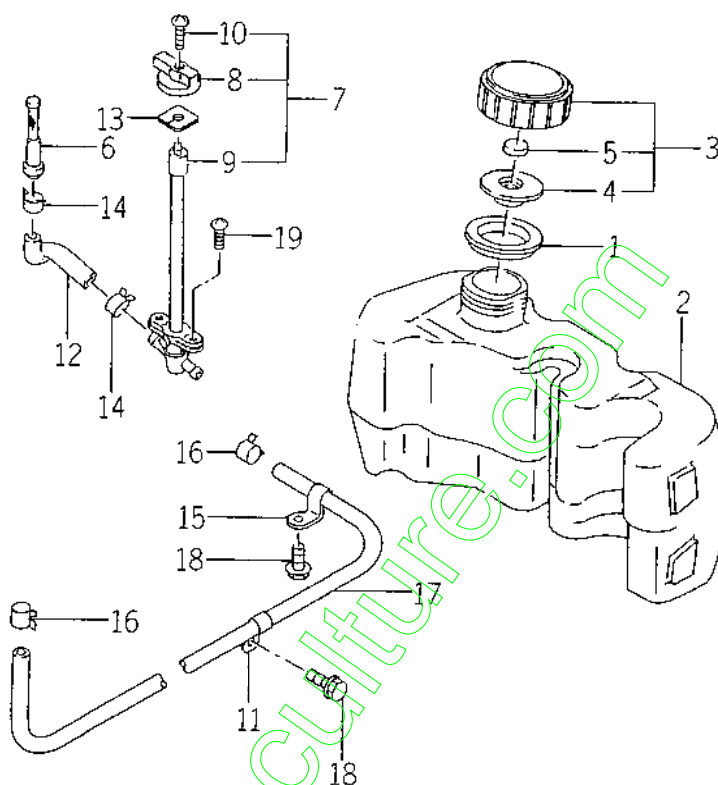
Filtre à air/Echappement



N500 101

KEY Réf.	PART CODE Pièces No.	DESCRIPTION	Désignation	QTY Quant.	TYPE OF MODEL			I T C	C O L	G R P	REMARKS Remarques
					FC150V EC52		Modél				
1	5110-122-272-XX	CAP, AIR FILTER	Capuchon	1	*						110122272
2	5110-122-313-XX	CAP, AIR FILTER	Capuchon	1	*						110122313
3	5110-292-002-XX	ELEMENT-ASSY-AIR FIL	Ens. element	1	*						110292002
4	5110-132-119-XX	ELEMENT-AIR FILTER	Element	1	*						110132119
5	5110-132-120-XX	ELEMENT-AIR FILTER	Element	1	*						110132120
6	5110-462-053-XX	BRACKET	Support	1	*						110462053
7	5110-602-009-XX	GASKET, MUFFLER	Joint	1	*						110602009
8	5110-602-067-XX	GASKET, INTAKE PIPE	Joint	1	*						110602067
9	5160-602-129-XX	PIPE-INTAKE	Tubulure d'admission	1	*						160602129
10	5490-702-491-XX	MUFFLER-COMP	Echappement	1	*						490702491
11	5491-062-446-XX	COVER-MUFFLER	Couvercie	1	*						491062446
12	5920-092-166-XX	SCREW, 5x8	Vis	3	*						920092166
13	5920-092-308-XX	SCREW	Vis	2	*						920092308
14	5920-151-193-XX	NUT	Ecrou	2	*						920151193
15	5920-262-272-XX	SPACER, 6. 2x7. 8x8	Pièce d'écartement	2	*						920262272
16	5920-592-257-XX	TUBE	Tuyau	1	*						920592257
17	5921-502-101-XX	BOLT	Vis	1	*						921502101
18	5922-002-032-XX	WASHER, 7x21x2. 3	Rondelle	2	*						922002032
19	5922-002-037-XX	WASHER, 6. 5x18x2. 0	Rondelle	1	*						922002037
20	5172-606-80X-XX	BOLT-STUD	Goujon	2	*						17260680
21	5186-B06-80X-XX	BOLT-UPSET-WP	Vis	2	*						186B0680
22	5214-B05-10X-XX	SCREW-PAN+-	Vis	2	*						214B0510
23	5411-B05-00X-XX	WASHER-PLAIN	Rondelle	2	*						411B0500

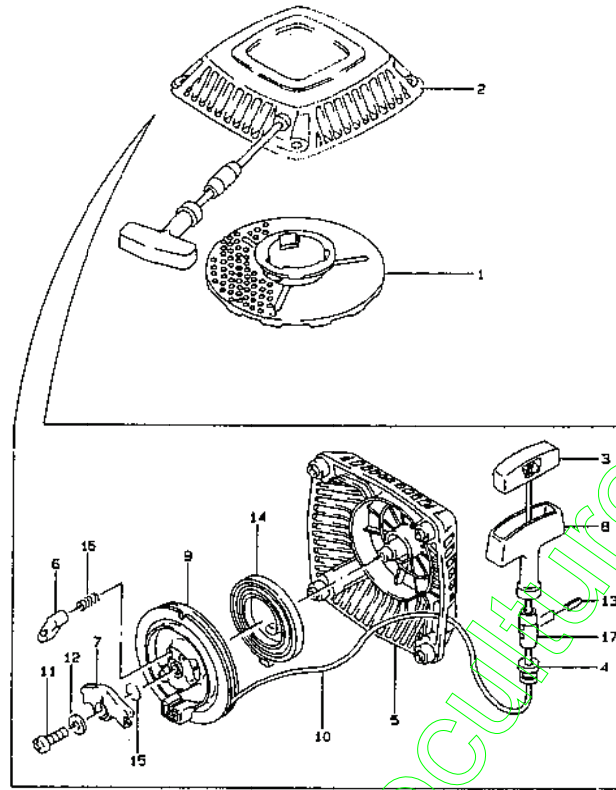
FIG. 10 FUEL – TANK / FUEL – VALVE
Reservoir / Robinet á carburant



K500-101

KEY Réf.	PART CODE Pièces No.	DESCRIPTION	Designation	QTY Quant.	TYPE OF MODEL			I T C	C O L	G R P	REMARKS Remarques
					Modél	FC150V EC52					
1	5130-702-077-XX	GUIDE	Guide	1	*						130702077
2	5510-012-214-XX	TANK-COMP-FUEL	Reservoir	1	*						510012214
3	5510-482-069-XX	CAP-ASSY-TANK	Ens. bouchon	1	*						510482069
4	5110-092-831-XX	GASKET	Joint	1	*						110092831
5	5491-092-054-XX	ELEMENT-BREATHER	Element	1	*						491092054
6	5490-192-091-XX	FILTER-FUEL	Robinet	1	*						490192091
7	5490-192-094-XX	FILTER-FUEL	Robinet	1	*						490192094
8	5131-682-303-XX	LEVER	Levier	1	*						131682303
9	5161-042-052-XX	FILTER-COMP	Robinet	1	*						161042052
10	5920-092-296-XX	SCREW	Vis	1	*						920092296
11	5920-372-202-XX	CLAMP	Attache	1	*						920372202
12	5920-592-262-XX	TUBE	Tuyau	1	*						920592262
13	5920-932-088-XX	SEAL	Joint	1	*						920932088
14	5921-702-009-XX	CLAMP	Attache	2	*						921702009
15	5921-702-037-XX	CLAMP	Attache	1	*						921702037
16	5921-702-043-XX	CLAMP	Attache	2	*						921702043
17	5921-902-068-XX	TUBE, 4. 8x10. 3x415	Tuyau	1	*						921902068
18	5130-B06-12X-XX	BOLT-FLANGED	Vis	2	*						130B0612
19	5233-B05-10X-XX	SCREW-PAN-WP+-	Vis	2	*						233B0510

FIG. 11 RECOIL STARTER
Lanceur



K500-101

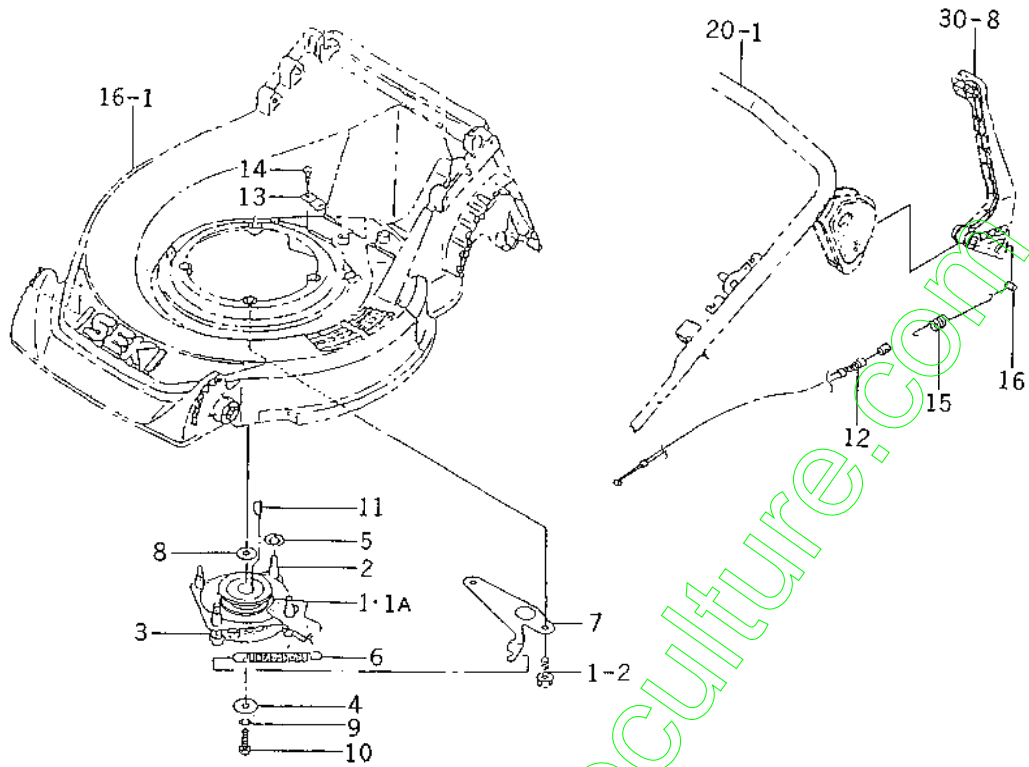
KEY Ref.	PART CODE Pièces No.	DESCRIPTION	Désignation	QTY Quant.	TYPE OF MODEL			I T C	C O L	P R G	REMARKS Remarques
					FC150V EC52	Modél					
1	5490-802-143-XX	PULLEY-STARTING	Bol	1	*						490802143
2	5490-882-382-XX	STARTER-RECOIL	Lanceur	1	*						490882382
3	5110-122-255-XX	CAP. GRIP	Capuchon	1	*						110122255
4	5130-702-064-XX	GUIDE, ROPE	Guide	1	*						130702064
5	5130-912-113-XX	HOLDER, RECOIL	Support	1	*						130912113
6	5131-652-072-XX	PAWL, RECOIL STARTER	Cliquet	1	*						131652072
7	5391-082-059-XX	RETAINER-SPRING	Coupelle	1	*						391082059
8	5460-752-091-XX	GRIP, RECOIL STARTER	Poignée	1	*						460752091
9	5591-012-079-XX	REEL, RECOIL STARTER	Poulie	1	*						591012079
10	5591-062-116-XX	ROPE, 3. 8x2200	Corde	1	*						591062116
11	5920-092-280-XX	SCREW, 5x18	Vis	1	*						920092280
12	5920-222-384-XX	WASHER, 5x12, 8x1. 2	Rondelle	1	*						920222384
13	5920-432-183-XX	PIN	Axe	2	*						920432183
14	5156-013-452-AX	SPRING, RECOIL	Ressort, spiral	1	*						3156013452A
15	5921-442-176-XX	SPRING	Ressort	1	*						921442176
16	5921-442-177-XX	SPRING, RETURN	Ressort de rappel	1	*						921442177
17	5921-602-018-XX	DAMPER	Rabat-joie	1	*						921602018

CHASSIS

Châssis

www.emc-motoculture.com

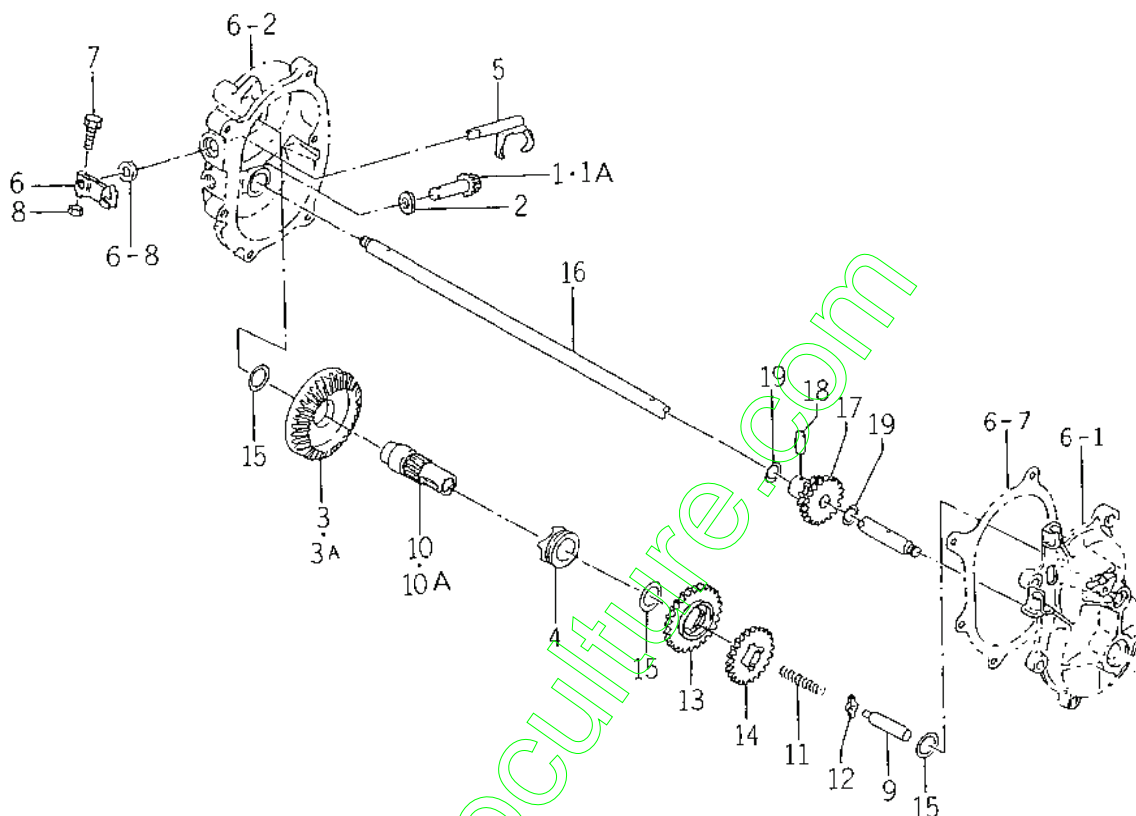
FIG. 2 B.B.C SYSTEM (EXCEPT P – E01 TYPE)
Système de frein de lame (excepté modèle E01)



2500-210

KEY Réf.	PART CODE Pièces No.	DESCRIPTION	Désignation	QTY Quant.	TYPE OF MODEL				I T C	C O L	G R P	REMARKS Remarques
					B- BE RBE	GB- GBE RBE	E RE	PE				
1	2500-210-310-00	B. B. C.	Embrayage de frein de lame	1	1-101476	1-100743						
1A	2500-260-310-10	B. B. C. /5.5PS	Embrayage de frein de lame	1	101477-	100744-						
2	2500-210-301-00	BOLT	Vis	4	*	*						
3	2500-210-302-00	SPRING/HC016	Ressort	4	*	*						
4	2500-210-303-00	WASHER/11X45X03	Rondelle	1	*	*						
5	V411-260-008-00	WASHER, PL	Rondelle PL	4	*	*						
6	2500-210-016-00	SPRING/HE108	Ressort	1	*	*						
7	2500-210-017-00	PLATE	Plaque	1	*	*						
8	1376-121-001-00	WASHER/11X22X3	Rondelle	1	*	*						
9	2500-210-202-00	WASHER	Rondelle	1	*	*						
10	2500-210-203-00	BOLT/UNF3/8X31	Vis UNF	1	*	*						
11	2500-210-001-00	KEY/04X06X16	Clavierre	1	*	*						
12	2500-210-004-20	CABLE/BBC	Cable	1	*	*						
13	2500-210-002-00	PLATE/WIRE	Plaque	1	*	*						
14	2500-210-005-00	BOLT/TAPPING/6X16	Vis	1	*	*						
15	2500-210-006-10	SPRING	Ressort	1	*	*						
16	2500-210-008-00	PIN/8X14	Axe	1	*	*						

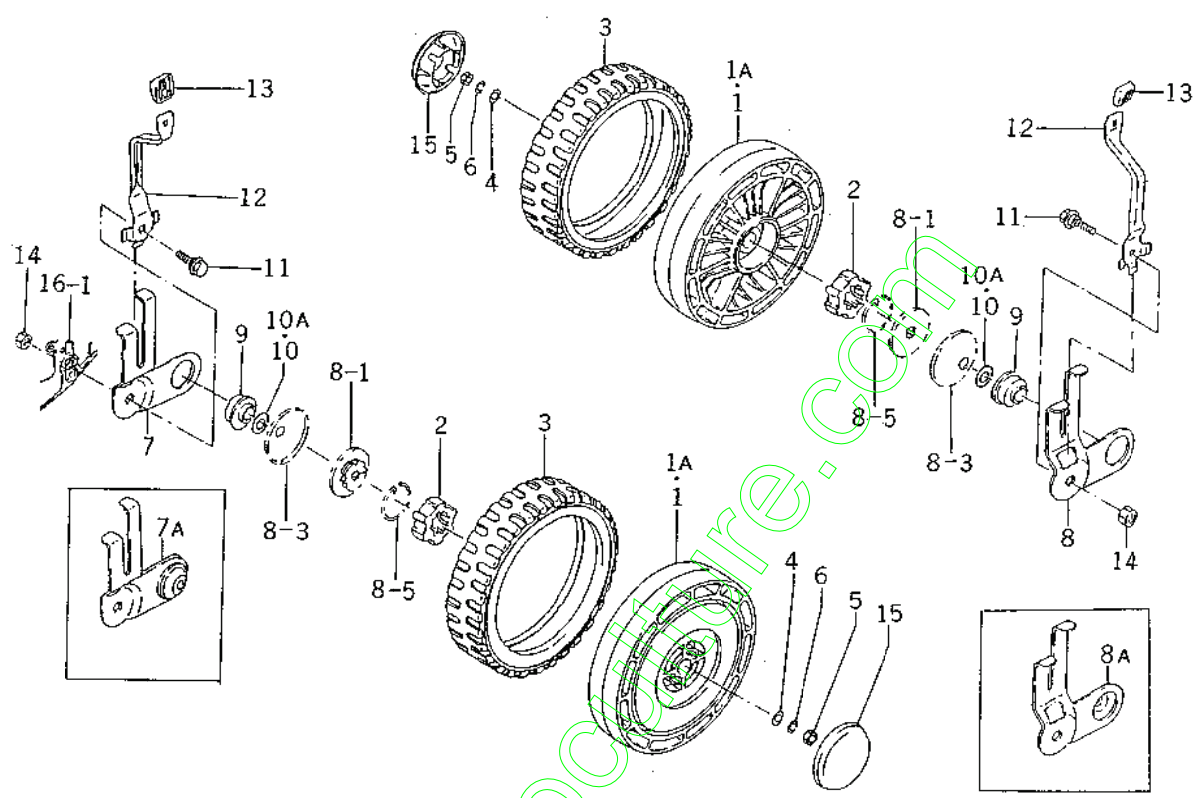
FIG. 7 GEAR SYSTEM (EXCEPT P,R TYPE)
Pignonnerie (excepté modèles P & R)



2503-311

KEY Réf.	PART CODE Pièces No.	DESCRIPTION	Designation	QTY Quant.	TYPE OF MODEL				I T C	C O L	G R P	REMARKS Remarques
					B-RE RBE	GB-GBE RGBE	E RE	PE				
1	2500-311-001-00	GEAR/BEVEL/14	Pignon	1	1- -300150 300151-	1- -300150 300151-	1- -300150 300151-					
1A	2500-311-001-10	GEAR/BEVEL/14	Pignon	1								
2	2500-510-006-00	WASHER/11X20X1	Rondelle	1	*	*	*					
3	2500-311-002-00	GEAR/BEVEL/55	Pignon	1	1- -300150 300151-	1- -300150 300151-	1- -300150 300151-					
3A	2500-311-002-10	GEAR/BEVEL/55	Pignon	1								
4	2500-311-003-00	CAM/DRIVE CLUTCH	Cames	1	*	*	*					
5	2500-311-200-00	FORK	Fourchette complete	1	*	*	*					
6	2500-311-021-00	ARM/CLUTCH	Bras	1	*	*	*					
7	V200-260-502-00	BOLT	Vis	1	*	*	*					
8	V301-260-005-00	NUT	Ecrou	1	*	*	*					
9	2500-311-008-00	PIN/8X49	Axe	1	*	*	*					
10	2503-311-005-20	SHAFT/INPUT	Arbre d'admission	1	1- -300150 300151-	1- -300150 300151-	1- -300150 300151-					
10A	2503-311-005-30	SHAFT/INPUT	Arbre d'admission	1								
11	2500-311-016-00	SPRING/HCO48	Ressort	1	*	*	*					
12	2503-311-017-00	CAM/SHIFT	Cames	1	*	*	*					
13	2503-311-006-10	GEAR/SPAR/22	Pignon	1	*	*	*					
14	2503-311-007-20	GEAR/SPAR/28	Pignon	1	*	*	*					
15	2500-311-013-00	WASHER/17X24X01	Rondelle	3	*	*	*					
16	2503-311-009-20	SHAFT/WHEEL	Arbre	1	*	*	*					
17	2503-311-011-30	GEAR/OUTPUT	Pignon	1	*	*	*					
18	2503-311-004-00	PIN/5X28/B	Axe	1	*	*	*					
19	2500-311-013-00	WASHER/17X24X1	Rondelle	2	*	*	*					

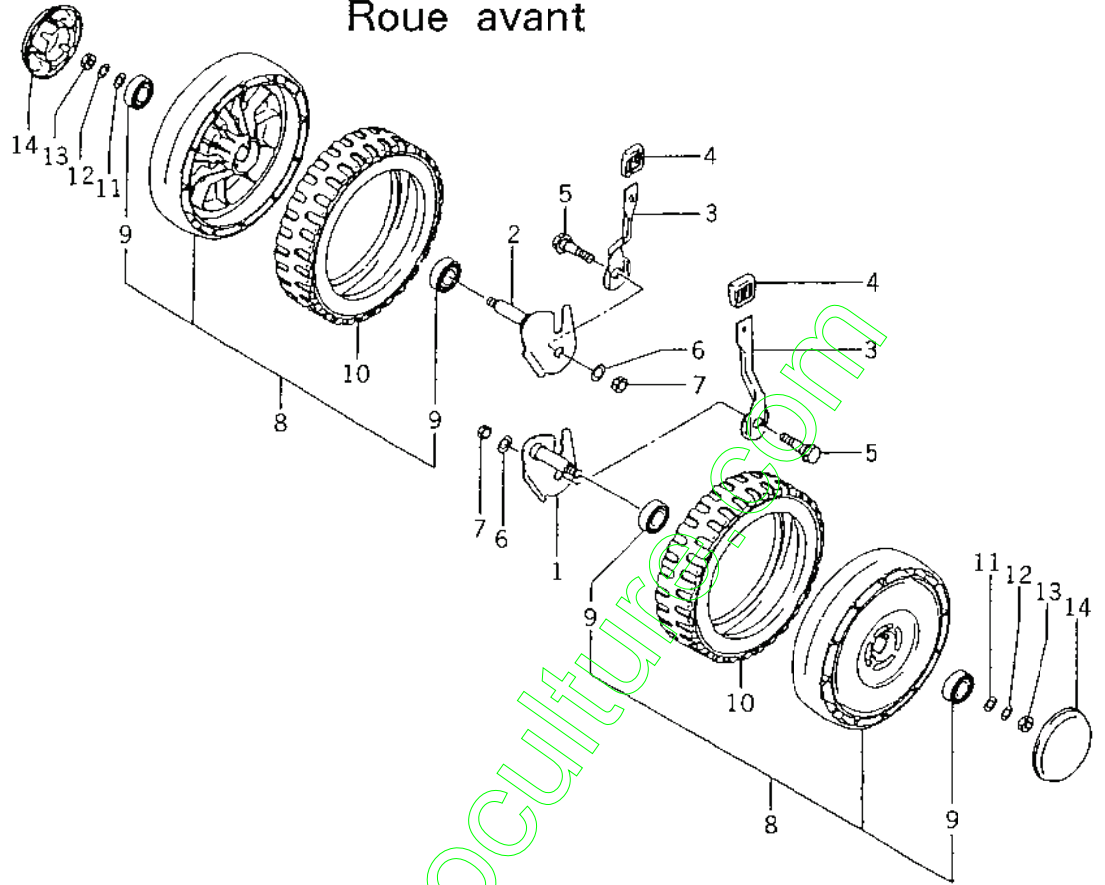
FIG. 9 WHEEL/REAR SYSTEM (EXCEPT P,R TYPE)
Roue arri re (except  mod les P & R)



2503-326

KEY R�f.	PART CODE Pi�ces No.	DESCRIPTION	D�signation	QTY Quant.	TYPE OF MODEL Mod�l				I T C	C O L	G R P	REMARKS Remarques
					B-RE RBE	GB-CBE RGBE	E RE	PE				
1	2503-326-221-00	WHEEL/REAR	Roue	2	1- -101476	1- -100743	1- -104510					
1A	2503-326-221-10	WHEEL/REAR	Roue	2	101477-	100744-	104511-					
2	2503-326-002-10	CASE/RACHET	Boitier	2	*	*	*					
3	2500-336-006-00	TYRE/8X2	Pneu	2	*	*	*					
4	1373-121-001-00	WASHER/9X22X2	Rondelle plate	2	*	*	*					
5	V304-250-008-00	NUT/M8	Ecrou	2	*	*	*					
6	V401-160-008-00	WASHER, SP/M8	Rondelle frein	2	*	*	*					
7	2503-326-004-00	BRACKET/R WHEEL/LH	Support	1	1- -300150	1- -300150	1- -300150					
7A	2503-326-300-00	BRACKET/R WHEEL/LH	Support	1	300151-	300151-	300151-					
8	2503-326-005-00	BRACKET/R WHEEL/RH	Support	1	1- -300150	1- -300150	1- -300150					
8A	2503-326-350-00	BRACKET/R WHEEL/RH	Support	1	300151-	300151-	300151-					
9	2503-326-006-00	BEARING, RB/U00098	Roulement a billes	2	*	*	*					
10	2500-311-013-00	WASHER/16X30X01	Rondelle	2	1- -300150	1- -300150	1- -300150					
10A	3747-342-002-00	WASHER	Rondelle	2	300151-	300151-	300151-					
11	2500-336-002-10	BOLT/M8X30	Vis	2	*	*	*					
12	2503-326-013-00	LEVER/SPRING/REAR	Levier	2	*	*	*					
13	2500-326-014-00	GRIP	Poign�e	2	*	*	*					
14	2144-117-002-00	NUT/U/MB	Ecrou	2	*	*	*					
15	2500-326-015-00	CAP/WHEEL	Capuchon	2	*	*	*					

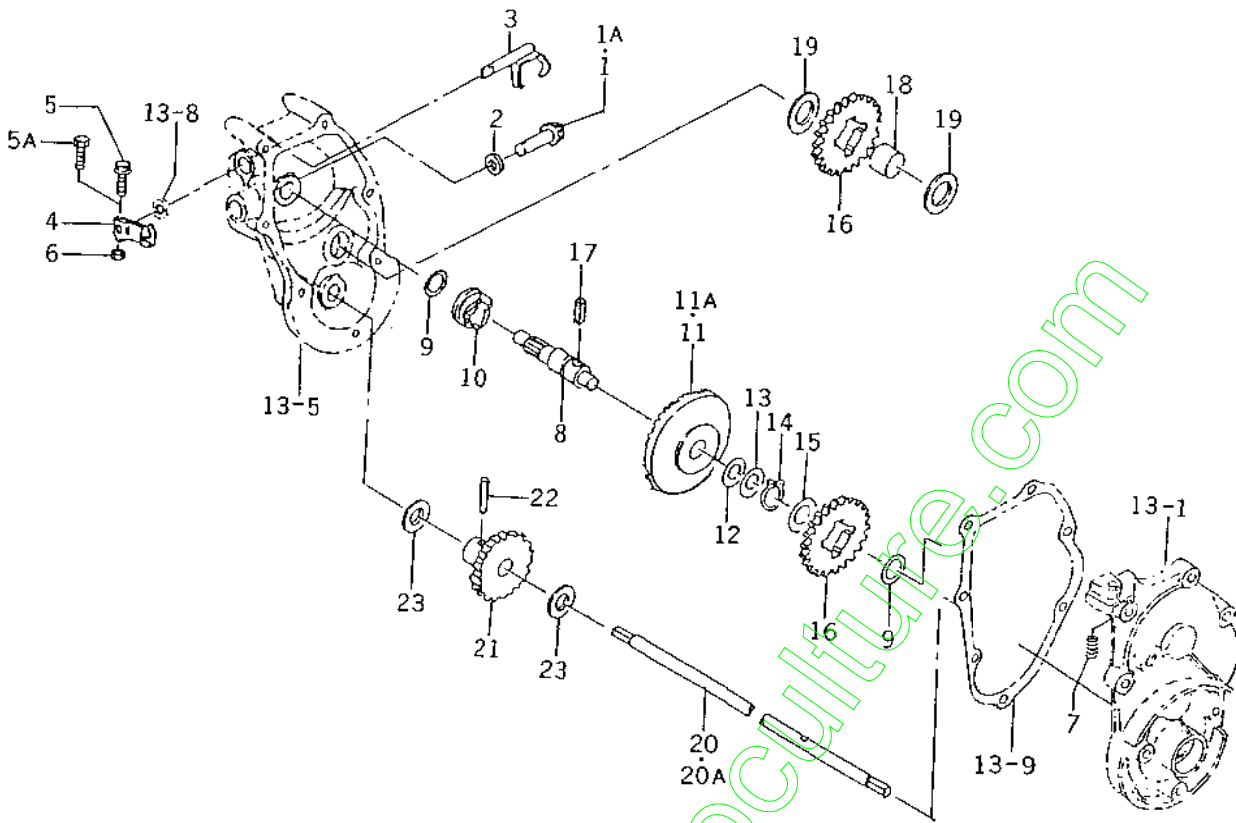
FIG. 11 WHEEL/FRONT SYSTEM
Roue avant



2503-325

KEY Réf.	PART CODE Pièces No.	DESCRIPTION	Désignation	QTY Quant.	TYPE OF MODEL				I T C	C O L	P T O	REMARKS Remarques
					B-BE RBE	GB-GBE RGBE	E RE	PE				
1	2503-336-200-00	BRACKET/F WHEEL/LH	Support, roue AV. G.	1	*	*	*	*				
2	2503-336-210-00	BRACKET/F WHEEL/RH	Support, roue AV. D.	1	*	*	*	*				
3	2500-336-004-00	LEVER/SPRING/FRONT	Lévrier	2	*	*	*	*				
4	2500-326-014-00	GRIP	Poignée	2	*	*	*	*				
5	2500-336-002-10	BOLT/MBX30	Vis	2	*	*	*	*				
6	1338-301-005-00	WASHER, RL	Rondelle plate	4	*	*	*	*				
7	2144-117-002-00	NUT/U/M8	Ecrou	2	*	*	*	*				
8	2500-336-260-00	WHEEL/FRONT	Ens. roue avant	2	*	*	*	*				
9	V600-150-620-10	BEARING, RB/6201	Roulement à billes	4	*	*	*	*				
10	2500-336-006-00	TYRE/8X2	Pneu	2	*	*	*	*				
11	V411-260-008-00	WASHER, PL/M8	Rondelle plate	2	*	*	*	*				
12	V401-160-008-00	WASHER, SP/M8	Rondelle frein	2	*	*	*	*				
13	V304-260-008-00	NUT/M8	Ecrou	2	*	*	*	*				
14	2500-326-015-00	CAP/WHEEL	Capuchon	2	*	*	*	*				

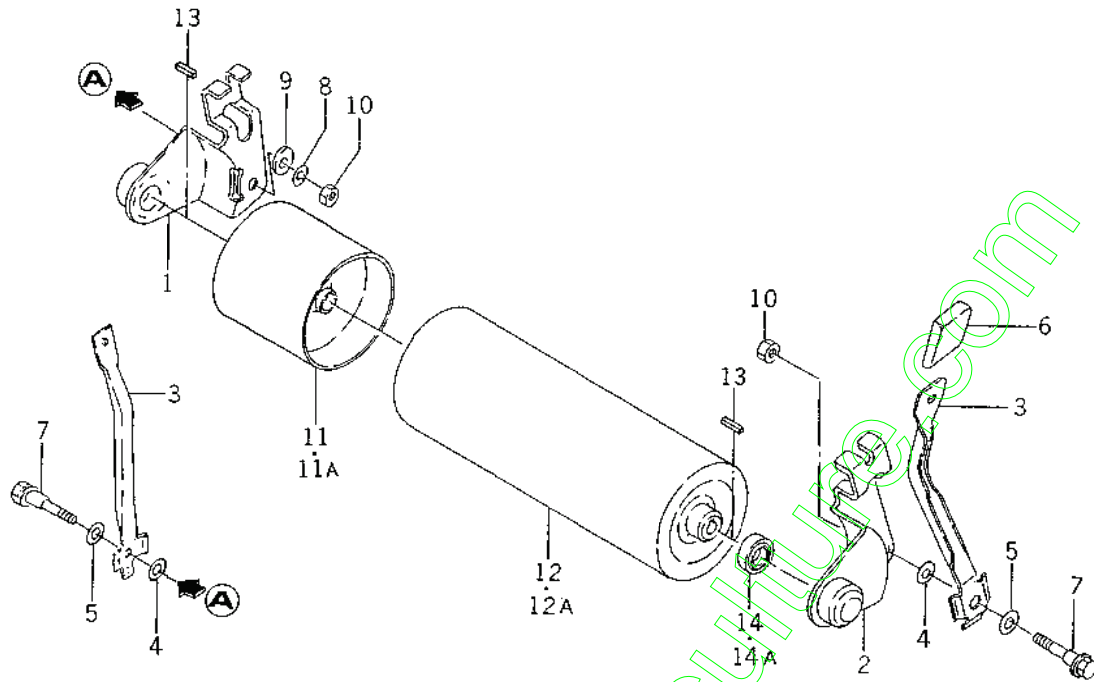
FIG. 14 GEAR SYSTEM (R TYPE)
Pignonnerie (modèle R)



2503-361

KEY Réf.	PART CODE Pièces No.	DESCRIPTION	Désignation	QTY Quant.	TYPE OF MODEL Model				I T C	C O L	G R P	REMARKS Remarques
					B-8E RBE	GB-G8E RG8E	E RE	PE				
1	2500-311-001-00	GEAR/BEVEL/14	Pignon	1	1- -300150 300151-	1- -300150 300151-	1- -300150 300151-					
1A	2500-311-001-10	GEAR/BEVEL/14	Pignon	1								
2	2500-510-006-00	WASHER/11X20X1	Rondelle	1	*	*	*					
3	2500-311-200-00	FORK	Fourchette complete	1	*	*	*					
4	2500-311-021-00	ARM/CLUTCH	Bras	1	*	*	*					
5	2500-311-022-00	BOLT/FLANGE/M5X20	Vis	1	1- -300150 300151-	1- -300150 300151-	1- -300150 300151-					
5A	V200-260-502-00	BOLT	Vis	1								
6	V301-260-005-00	NUT	Ecrou	1	*	*	*					
7	2500-311-015-10	SPRING/HCO39	Ressort	1	*	*	*					
8	2503-361-005-20	SHAFT/INPUT	Arbre	1	*	*	*					
9	2500-311-013-00	WASHER/17X24X01	Rondelle	2	*	*	*					
10	2500-311-003-00	CAM/DRIVE CLUTCH	Cames	1	*	*	*					
11	2500-311-002-00	GEAR/BEVEL/55	Pignon	1	1- -300150 300151-	1- -300150 300151-	1- -300150 300151-					
11A	2500-311-002-10	GEAR/BEVEL/55	Pignon	1								
12	2500-311-018-00	SHIM/O.5	Cafe	1	*	*	*					
13	1365-224-002-00	WASHER	Rondelle	2	*	*	*					
14	V704-140-020-00	RING, SNAP/20C	Circlips	1	*	*	*					
15	1365-224-002-00	WASHER	Rondelle	1	*	*	*					
16	2500-311-007-00	GEAR/SPAR/26	Pignon	2	*	*	*					
17	2503-361-017-00	KEY/06X06X26	Clavierre	1	*	*	*					
18	2503-361-006-40	SHAFT/COUNTER	Arbre	1	*	*	*					
19	1365-224-002-00	WASHER	Rondelle	2	*	*	*					
20	2503-361-009-50	SHAFT	Arbre	1	1- -101476 101477-	1- -100743 100744-	1- -104510 104511-					
20A	2503-361-009-60	SHAFT	Arbre	1								
21	2503-361-011-10	GEAR/SPAR/21	Pignon	1	*	*	*					

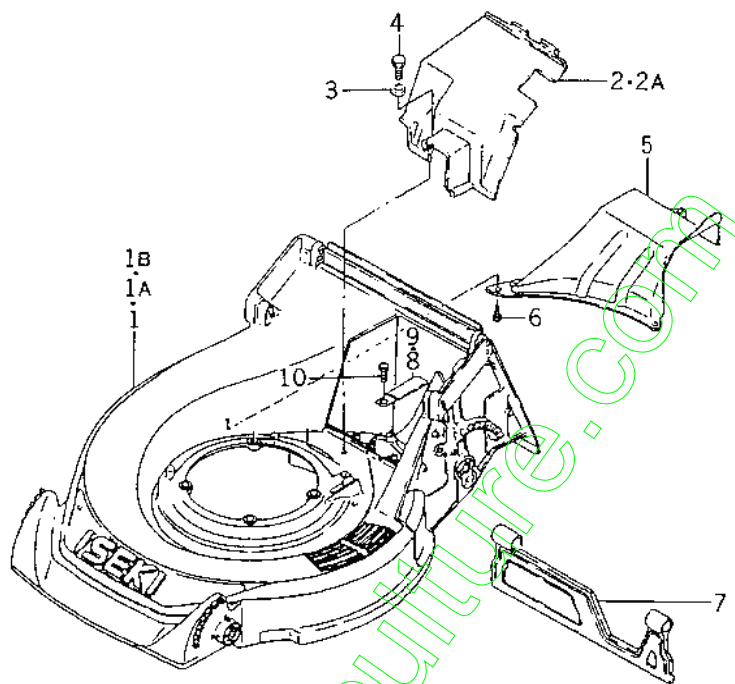
FIG. 15 ROLLER SYSTEM (R TYPE)
Rouleau (modèle R)



2503-376

KEY Réf.	PART CODE Pièces No.	DESCRIPTION	Désignation	QTY Quant.	TYPE OF MODEL				I T C	C O L	G R P	REMARKS Remarques
					B-RE RBE	GB-GBE RGBE	E RE	PE				
1	2503-376-240-00	BRACKET/ROLLER/LH	Support	1	*	*	*					
2	2503-376-250-00	BRACKET/ROLLER/RH	Support	1	*	*	*					
3	2503-376-013-40	LEVER/SPRING/ROLLER	Levier	2	*	*	*					
4	3560-203-016-00	WASHER	Rondelle	2	*	*	*					
5	2137-304-005-00	WASHER/13X24X01	Rondelle	2	*	*	*					
6	2500-326-014-00	GRIP	Poignée	2	*	*	*					
7	2500-336-002-10	BOLT/M8X30	Vis	2	*	*	*					
8	V401-160-008-00	WASHER, SP/M8	Rondelle frein	1	*	*	*					
9	2130-407-003-00	CAM WASHER	Rondelle	1	*	*	*					
10	2144-117-002-00	NUT/U/M8	Ecrou	2	*	*	*					
11	2503-376-220-60	ROLLER/LH	Galet G.	1	1- -150 151-	1- -150 151-	1- -150 151-					
11A	2503-376-220-70	ROLLER/LH	Galet G.	1	151-	151-	151-					
12	2503-376-230-40	ROLLER/RH	Galet D.	1	1- -150 151-	1- -150 151-	1- -150 151-					
12A	2503-376-230-50	ROLLER/RH	Galet D.	1	151-	151-	151-					
13	2152-712-002-00	KEY/04X04X14	Clavierre	2	*	*	*					
14	V600-150-600-20	R. B. B	Roulement	2	1- -150 151-	1- -150 151-	1- -150 151-					
14A	V600-150-620-10	R. B. B	Roulement	2	151-	151-	151-					

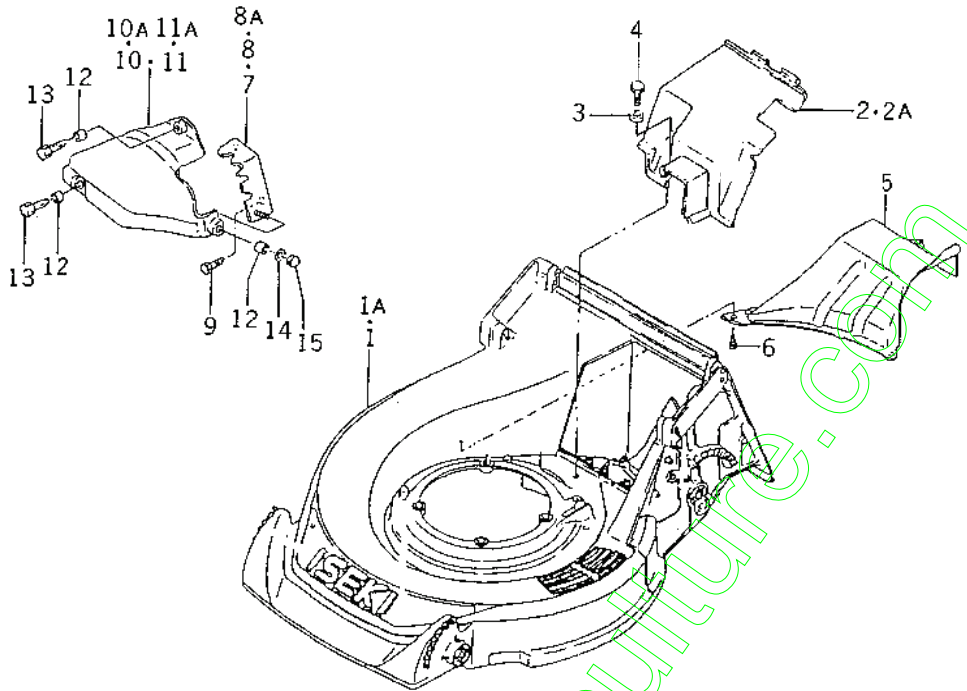
FIG. 16 DECK/CLAMP SYSTEM (EXCEPT P TYPE)
Carter de coupe (excepté modèles P & R)



2503-401

KEY Réf.	PART CODE Pièces No.	DESCRIPTION	Designation	QTY Quant.	TYPE OF MODEL Modél				I T C	C O L	G R P	REMARKS Remarques
					B·BE RBE	GB·GBE RGBE	E RE	PE				
1	2503-401-011-20	DECK	Tablier	1	1- -10115	1- -100630	1- -103310					
1A	2503-401-011-30	DECK	Tablier	1	10116- -101476	100631- -100743	103311- -104510					
1B	2503-401-011-40	DECK	Tablier	1	101477-	100744-	104511-					
2	2503-401-007-20	COVER/MISSION	Couvercle	1	1- 101476	1- -100743	1- -104510					
2A	2503-401-007-30	COVER/MISSION	Couvercle	1	101477-	100744-	104511-					
3	3740-162-005-00	WASHER	Rondelle	1	*	*	*					
4	2500-310-006-00	BOLT/TAPPING/6X25	Vis	1	*	*	*					
5	2503-401-012-10	COVER/UNDER	Couvercle	1	*	*	*					
6	2500-401-006-00	BOLT/TAPPING/6X12	Vis	4	*	*	*					
7	2503-401-200-10	COVER/STONE GUARD	Couvercle	1	*	*	*					
8	3768-172-008-00	CLAMP/7	Attache	2		*						
9	3768-172-008-00	CLAMP/7	Attache	1	*							
10	2500-401-006-00	BOLT/TAPPING/6X12	Vis	1	*	*						

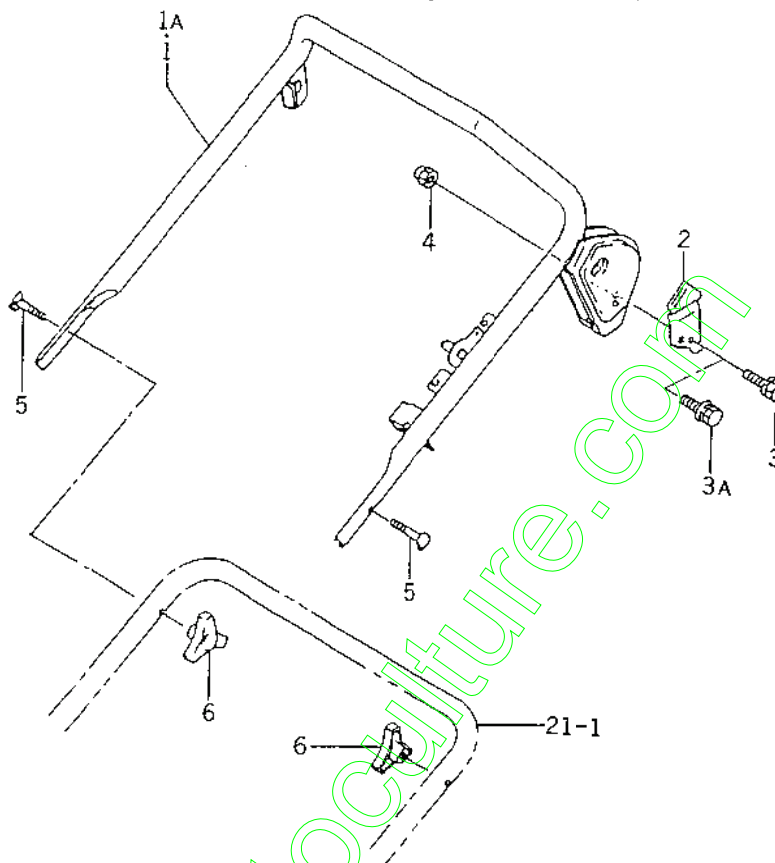
FIG. 19 DECK SYSTEM (R TYPE)
Carter de coupe (modèle R)



2503-451

KEY Réf.	PART CODE Pièces No.	DESCRIPTION	Designation	QTY Quant.	TYPE OF MODEL / Modél				I T C	C O L	G R P	REMARKS Remarques
					B-GE RBE	GB-GBE RGBE	E RE	PE				
1	2503-401-011-30	DECK	Tablier	1	1- -101476 101477-	1- -100743 100744-	1- -104510 104511-					
1A	2503-401-011-40	DECK	Tablier	1								
2	2503-401-007-20	COVER/MISSION	Couvercle	1	1- -101476 101477-	1- -100743 100744-	1- -104510 104511-					
2A	2503-401-007-30	COVER/MISSION	Couvercle	1								
3	3740-162-005-00	WASHER	Rondelle	1	*	*	*					
4	2500-310-006-00	BOLT/TAPPING/6X25	Vis	1	*	*	*					
5	2503-401-012-10	COVER/UNDER	Couvercle	1	*	*	*					
6	2500-401-006-00	BOLT/TAPPING/6X25	Vis	4	*	*	*					
7	2503-451-210-10	PLATE/NOTCH/LH	Plaque, encoche A.G.	1	*	*	*					
8	2503-451-220-00	PLATE/NOTCH/RH	Plaque, encoche A.D.	1	1- -101115 101116-	1- -100630 100631-	1- -103310 103311-					
8A	2503-451-220-10	PLATE/NOTCH/RH	Plaque, encoche A.D.	1								
9	2500-210-005-00	BOLT/TAPPING/06X16	Vis	4	*	*	*					
10	2503-451-004-40	COVER/ROLLER/SIDE/	Carter	1	1- -101476 101477-	1- -100743 100744-	1- -104510 104511-					
10A	2503-451-004-50	COVER/ROLLER/SIDE/	Carter	1								
11	2503-451-005-40	COVER/ROLLER/SIDE/	Carter	1	1- -101476 101477-	1- -100743 100744-	1- -104510 104511-					
11A	2503-451-005-50	COVER/ROLLER/SIDE/	Carter	1								
12	2503-451-006-00	COLLAR/08X10X10	Entretoise	6	*	*	*					
13	2500-310-006-00	BOLT/TAPPING/06X25	Vis	4	*	*	*					
14	V411-260-006-00	WASHER, PL/MG	Rondelle	2	*	*	*					
15	V340-120-006-00	NUT	Ecrou	2	*	*	*					

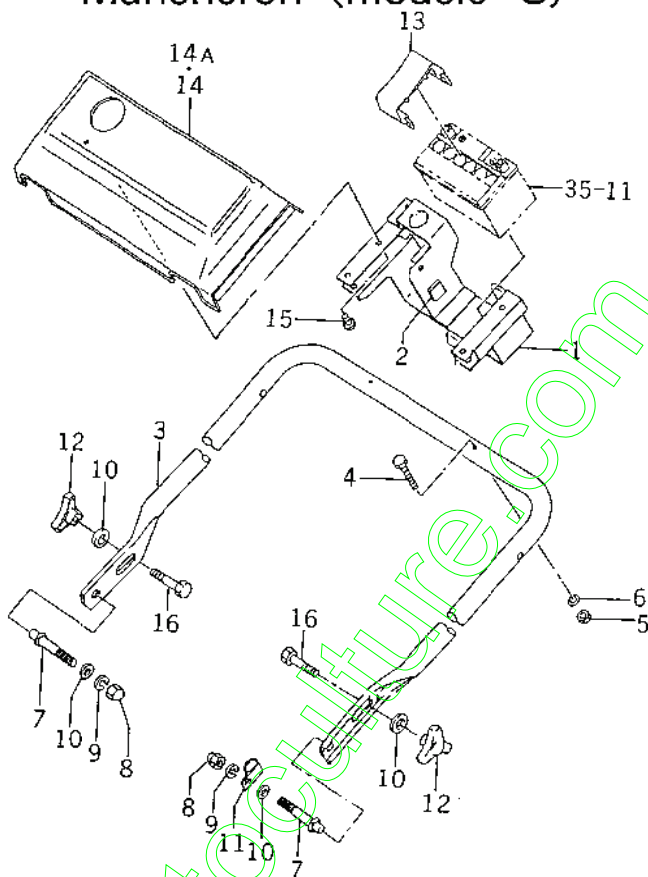
FIG. 20 HANDLE SYSTEM (B TYPE) Mancheron (modèle B)



2503-501

KEY Réf.	PART CODE Pièces No.	DESCRIPTION	Désignation	QTY Quant.	TYPE OF MODEL				I T C	C O L	G R P	REMARKS Remarques
					B-BE RBE	GB-GBE RGBE	E RE	PE				
1	2503-501-210-10	HANDLE/B	Guidon	1	1- -300000 300001-	1- -300000 300001-						
1A	2503-501-210-20	HANDLE/B	Guidon	1								
2	2500-501-002-10	PLATE/SPRING	Plaque	1	*	*						
3	V210-160-601-00	BOLT/P	Vis	2	1- -300000 300001-	1- -300000 300001-						
3A	V210-360-601-00	BOLT/SP	Vis	2								
4	V340-120-006-00	NUT, CAP/M6	Ecrou	2	*	*						
5	2500-501-019-00	PIN/Ø8X45	Axe	2	*	*						
6	2500-501-022-00	NUT/KNOB/M8	Ecrou	2	*	*						

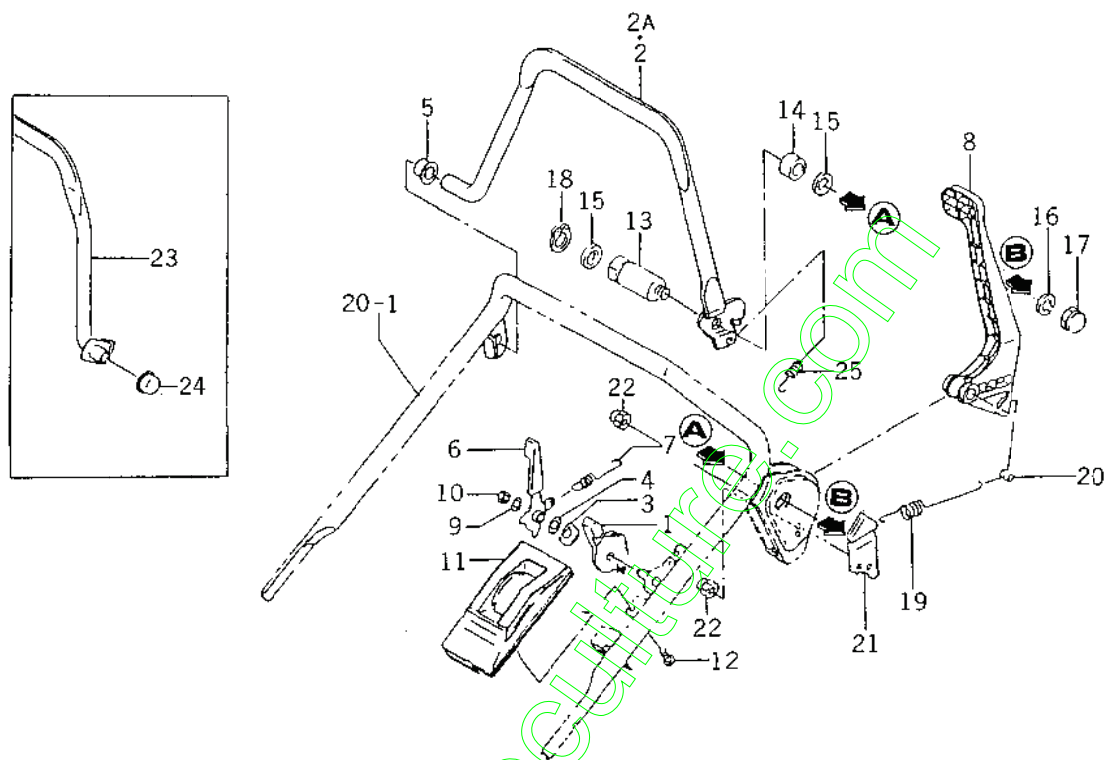
FIG. 22 HANDLE SYSTEM (G TYPE)
Mancheron (modèle G)



2503-502A

KEY Réf.	PART CODE Pièces No.	DESCRIPTION	Désignation	QTY Quant.	TYPE OF MODEL				I T C	C O L	G R P	REMARKS Remarques
					B-BE RBE	G8-G8E RG8E	E RE	PE				
1	2500-502-200-10	BRACKET/BATTERY	Support	1		*						
2	2500-502-008-00	INSULATOR	Ecran thermique	5		*						
3	2503-502-002-00	HANDLE/A/G	Guidon	1		*						
4	2500-502-003-00	BOLT/FLANGE/M8X35	Vis	2		*						
5	V304-260-008-00	NUT/M8	Ecrou	2		*						
6	V401-160-008-00	WASHER, SP/M8	Rondelle frein	2		*						
7	2503-501-003-20	PIN/8X57	Axe	2		*						
8	V341-120-008-00	NUT/CAP/M8	Ecrou	2		*						
9	V401-160-008-00	WASHER, SP/M8	Rondelle frein	2		*						
10	V411-260-008-00	WASHER, PL/M8	Rondelle	4		*						
11	1444-101-016-10	CLAMP	Attache	1		*						
12	2500-501-022-00	NUT/KNOB/M8	Ecrou	2		*						
13	2500-502-004-00	BAND/BATTERY	Bande	1		*						
14	2500-502-005-10	PANEL/SELF	Panneau	1		1- -300000						
14A	2500-502-005-20	PANEL/SELF	Panneau	1		300001-						
15	2500-510-002-00	SCREW/TAPPING/5X16	Vis	3		*						
16	2503-501-005-00	BOLT/M8X50	Vis	2		*						

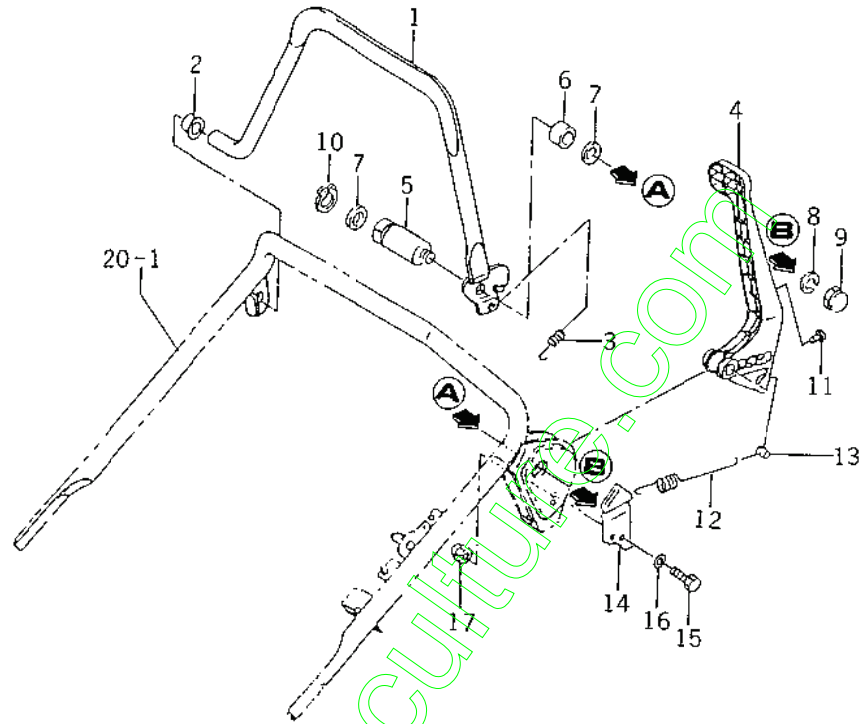
FIG. 30 LEVER SYSTEM (E01,R – E01 TYPE)
Levier (modèles E01 & R – E01)



2500-515

KEY Réf.	PART CODE Pièces No.	DESCRIPTION	Designation	QTY Quant.	TYPE OF MODEL				I T C	C O L	G R P	REMARKS Remarques
					B- BE RBE	GB- GBE RGBE	E RE	PE				
1	2500-510-011-00	LEVER/AXLE	Levier	1			*					
2	2500-515-230-10	LEVER/PIPE/E	Levier	1			I- -300000 300001-					
2A	2500-560-230-20	LEVER	Levier	1								
3	2500-510-005-00	SPRING/DISK/10	Ressort	1			*					
4	2500-510-006-00	WASHER	Rondelle	1			*					
5	2500-510-013-00	BUSH/14X20X11	Douille	2			*					
6	2500-510-220-00	LEVER/CHANGE	Levier	1			*					
7	2500-510-051-10	SPRING/HE077	Ressort	1			*					
8	2500-510-240-10	LEVER/BBC	Levier	1			*					
9	3740-162-005-00	WASHER	Rondelle	1			*					
10	2500-326-017-00	NUT/FLANG/M6	Ecrou	1			*					
11	2500-510-001-10	COVER	Couvercle	1			*					
12	2500-510-002-00	SCREW/TAPPING/5X16	Vis	2			*					
13	2503-510-003-20	PIN/14X70	Axe	1			*					
14	2503-510-004-20	COLLAR/15X20X8	Entretoise	1			*					
15	1427-601-003-00	WASHER/15X24X2	Rondelle	2			*					
16	V401-160-008-00	WASHER, SP/M8	Rondelle	1			*					
17	V341-120-008-00	NUT, CAP/M8	Ecrou	1			*					
18	V704-140-014-00	RING, SNAP/14C	Circlips	1			*					
19	2500-515-001-00	SPRING/HE145	Ressort	1			*					
20	2500-210-008-00	PIN/8X14	Axe	1			*					
21	2500-501-002-10	PLATE/SPRING	Plaque	1			*					
22	V340-120-006-00	NUT, CAP/M6	Ecrou	2			*					
23	2500-515-230-10	LEVER/PIPE/E	Levier	1			*					
24	2500-510-013-00	BUSH/14X20X11	Douille	2			*					

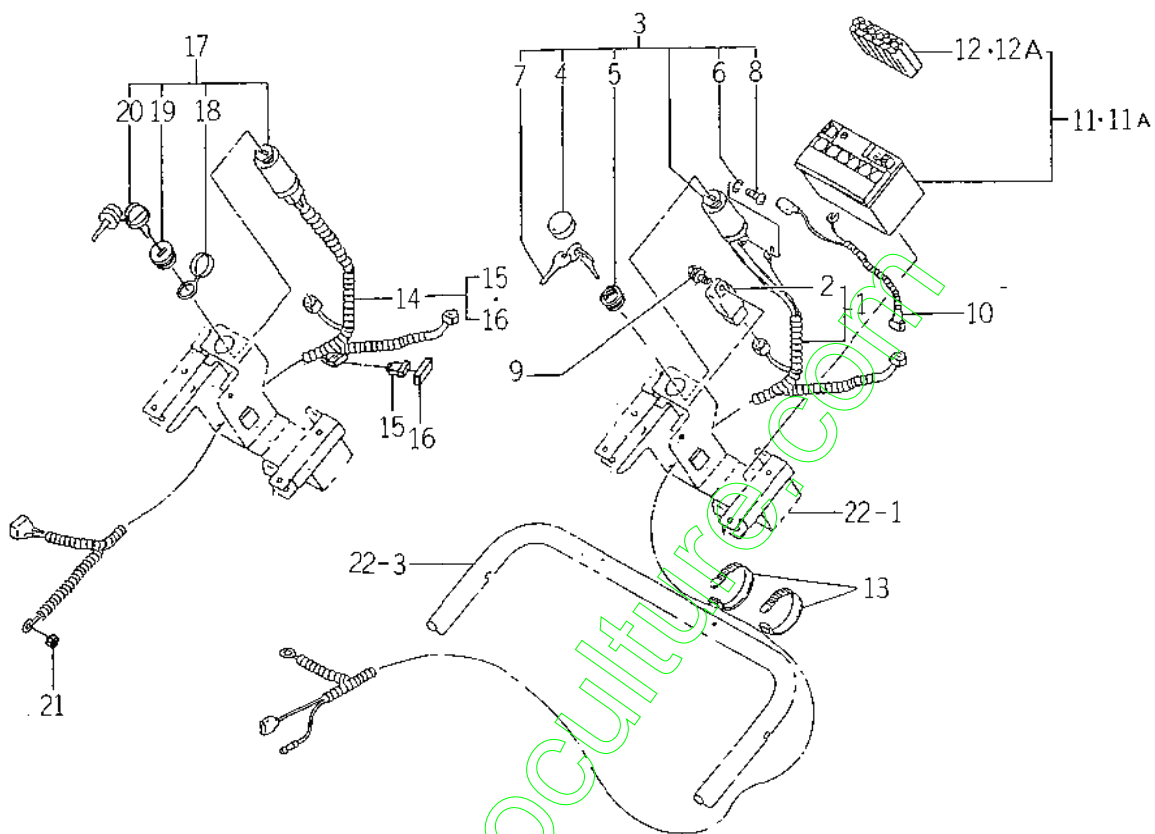
FIG. 31 LEVER SYSTEM (E01,R – E01 TYPE)
 Levier (modèles E01 & R – E01)



2503-513a

KEY Réf.	PART CODE Pièces No.	DESCRIPTION	Designation	QTY Quant.	TYPE OF MODEL				I T C	C O L	G R P	REMARKS Remarques
					B-RE RBE	GB-GBE RGBE	E RE	PE				
1	2503-510-230-10	LEVER/PIPE	Levier	1			*					
2	2500-510-013-00	BUSH/14X20X11	Ouille	1			*					
3	2500-510-051-10	SPRING/HE077	Ressort	1			*					
4	2500-510-240-10	LEVER/BBC	Levier	1			*					
5	2503-510-003-20	PIN/14X70	Axe	1			*					
6	2503-510-004-20	COLLAR/15X20X8	Entretoise	1			*					
7	1427-601-003-00	WASHER/15X24X2	Rondelle	2			*					
8	V401-160-008-00	WASHER, SP/M8	Rondelle	1			*					
9	V341-120-008-00	NUT, CAP/M8	Ecrou	1			*					
10	V704-140-014-00	RING, SNAP/14C	Circlips	1			*					
11	1527-604-002-00	CLIP	Attache	1			*					
12	2500-515-001-00	SPRING/HE145	Ressort	1			*					
13	2500-210-008-00	PIN/8X14	Axe	1			*					
14	2500-501-002-10	PLATE/SPRING	Plaque	1			*					
15	V200-260-601-00	BOLT	Vis	2			*					
16	V411-260-006-00	WASHER, PL/M6	Rondelle	2			*					
17	V340-120-006-00	NUT	Ecrou	2			*					

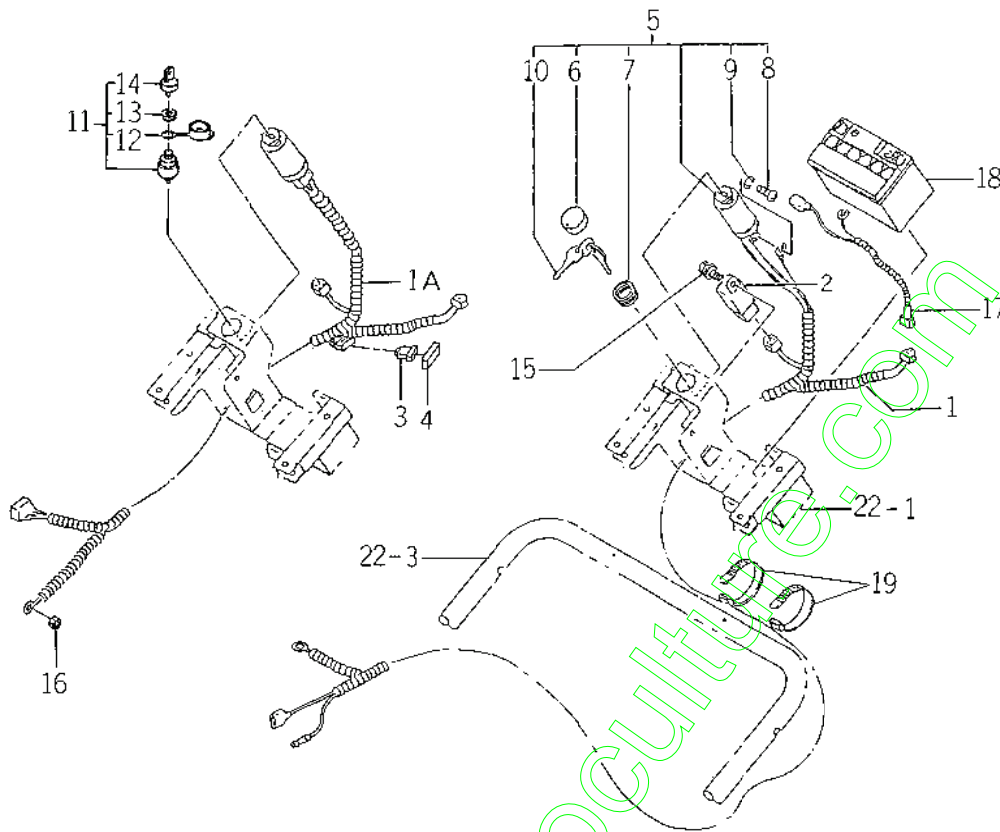
FIG. 35 HARNESS, BATTERY SYSTEM (G TYPE)
Faisceau/batterie (modèle G)



2500-623

KEY Réf.	PART CODE Pièces No.	DESCRIPTION	Désignation	QTY Quant.	TYPE OF MODEL				I T C	C O L	G R P	REMARKS Remarques
					B-BE RBE	G3-GBE R3BE	E RE	PE				
1	2500-623-200-40	HARNESS/MAIN	Faisceau de fils	1		*						
2	2500-623-220-00	RELAY/4P	Ens. relais	1		*						
3	2500-623-270-00	SWITCH/STARTER	Interrupteur	1		*						
4	1386-624-292-00	CAP	Capuchon	1		*						
5	1386-624-293-00	NUT, RING/M22X1.0	Écrou	1		*						
6	V401-160-004-00	WASHER, SP/M4	Rondelle frein	3		*						
7	1386-624-300-00	SWITCH/KEY	Cle	1		*						
8	V111-164-000-60	SCREW/M4X6	Vis	3		*						
9	V210-360-601-20	BOLT, SP/M6X12	Vis	1		*						
10	2500-623-210-10	HARNESS/BATTERY	Faisceau de fils	1		*						
11	2500-623-230-20	BATTERY SET	Batterie	1		1- -100743 100744-						
11A	2500-623-230-30	BATTERY/5 SET	Batterie	1		1- -100743 100744-						
12	2500-623-290-10	CONTAINER	Ens. relais	1		1- -100743 100744-						
12A	2500-623-290-20	CONTAINER/5	Ens. relais	1		1- -100743 100744-						
13	1376-402-003-00	BAND/WIRE/140	Bande	3		*						
14	2500-623-200-50	HARNESS/MAIN	Faisceau de fils	1		*						
15	2500-623-201-00	FUSE/BLADE/32V01A	Fusible	1		*						
16	3659-836-202-00	COVER/1P FUSE BOX	Couvercle	1		*						
17	1105-621-310-00	SWITCH/STARTER/5P	Interrupteur	1		*						
18	2130-542-231-00	CAP	Capuchon	1		*						
19	2130-542-232-00	NUT, RING/M22X1.0	Écrou	1		*						
20	2130-542-240-00	KEY	Clavette	1		*						
21	V301-260-005-00	NUT/M5	Écrou	1		*						

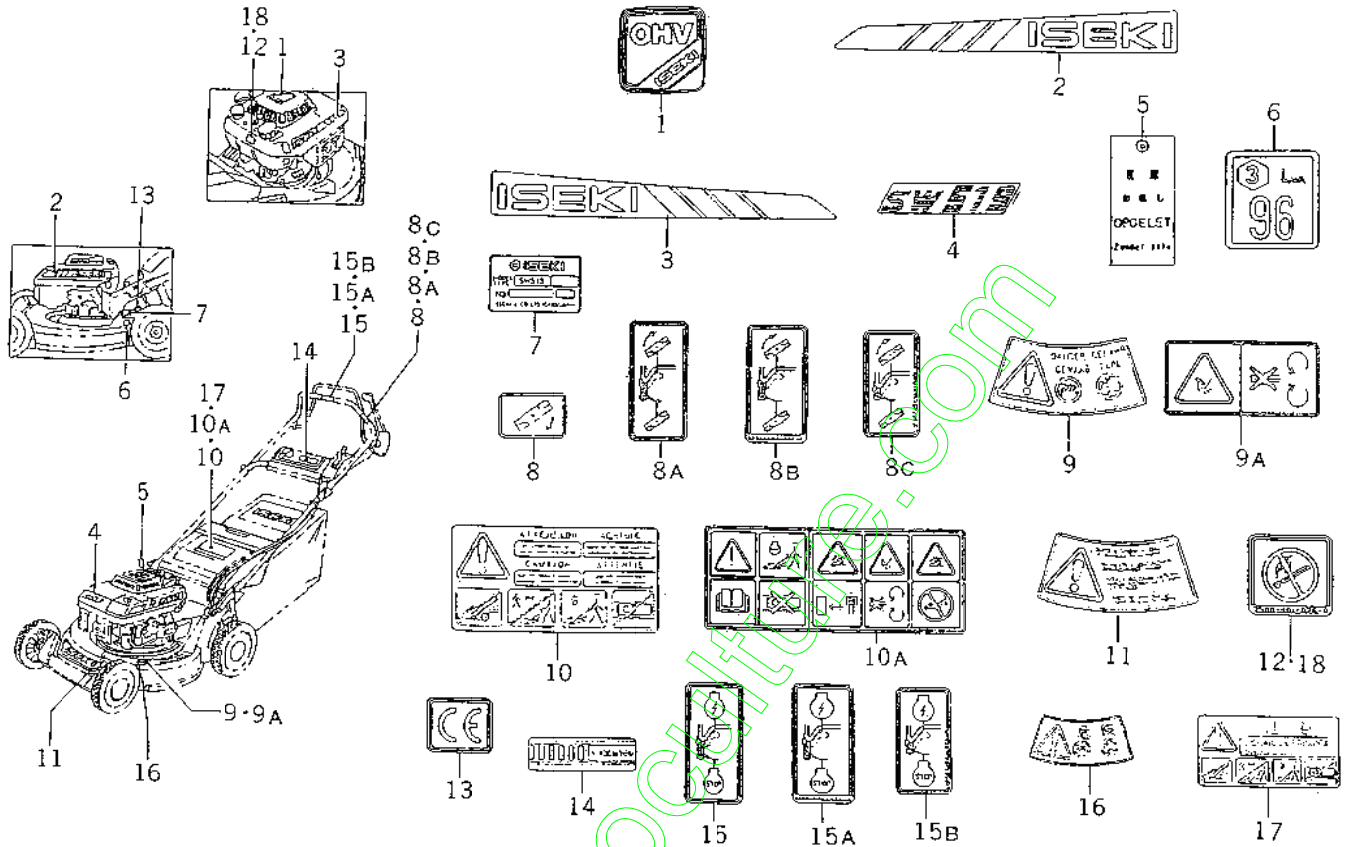
FIG. 36 HARNESS/BATTERY SYSTEM (GB TYPE)
Faisceau/batterie (modèle GB)



2500-623A

KEY Réf.	PART CODE Pièces No.	DESCRIPTION	Désignation	QTY Quant.	TYPE OF MODEL				I T C	C O L	G R P	REMARKS Remarques
					B-BE RBE	GB-GBE R6BE	E RE	PE				
1	2500-623-200-40	HARNESS/MAIN	Faisceau de fils	1		1- -300000 300001-						
1A	2500-623-200-50	HARNESS/MAIN	Faisceau de fils	1								
2	2500-623-220-00	RELAY/4P	Ens. relais	1		*						
3	2500-623-201-00	FUSE/BLADE/32V01A	Fusible	1		*						
4	3659-836-202-00	COVER/1PFUSE BOX	Couvercle	1		*						
5	2500-623-260-00	SWITCH/STARTER SET	Interrupcteur	1		*						
6	1386-624-292-00	CAP	Capuchon	1		*						
7	1386-624-293-00	NUT, RING/M22X1.0	Ecrou	1		*						
8	V111-164-000-60	SCREW/M4X6	Vis	3		*						
9	V401-160-004-00	WASHER, SP/M4	Rondelle frein	3		*						
10	1386-624-300-00	SWITCH/KEY	Cle	1		*						
11	1105-621-260-00	SWITCH/STARTER/	Interrupcteur	1		*						
12	2130-542-231-00	CAP	Capuchon	1		*						
13	2130-542-232-00	NUT, RING/M22X1.0	Ecrou	1		*						
14	2130-542-240-00	KEY	Clavette	1		*						
15	V210-360-601-20	BOLT/SP	Vis SP	1		*						
16	V301-260-005-00	NUT/M5	Ecrou	1		*						
17	2500-623-210-10	HARNESS/BATTERY	Faisceau de fils	1		*						
18	2500-623-530-00	BATTERY/J SET	Batterie	1		*						
19	1376-402-003-00	BAND/WIRE/140	Bande	2		*						

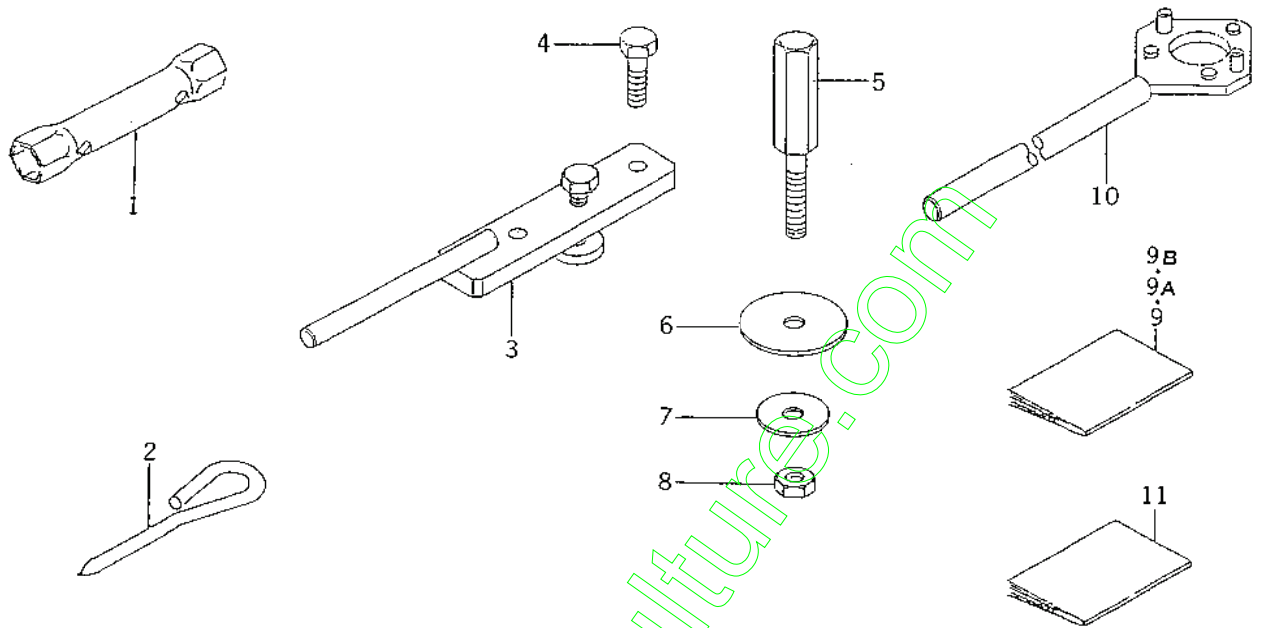
FIG. 37 MARK, ORNAMENT, LABEL SYSTEM
Etiquettes



2503-901

KEY Réf.	PART CODE Pièces No.	DESCRIPTION	Désignation	QTY Quant.	TYPE OF MODEL				I T C	C O L	G R P	REMARKS Remarques
					B-BE RBE	GB-GBE RGBE	E RE	PE				
1	2503-901-001-00	ORNAMENT/ENGINE/TOP	Enjoliveur	1	*	*	*					
2	2503-901-002-00	ORNAMENT/ENGINE/LH	Enjoliveur	1	*	*	*					
3	2503-901-004-00	ORNAMENT/ENGINE/RH	Enjoliveur	1	*	*	*					
4	2503-901-005-00	ORNAMENT/SW519	Enjoliveur	1	*	*	*					
5	2500-901-021-00	TAG/NOT OIL/5	Etiquette	1	*	*	*					
6	2503-901-008-00	LABEL/NOISE/96	Etiquette	1	*	*	*					
7		LABEL/MODEL	Etiquette	1	*	*	*					
8	2500-901-018-00	LABEL/BBC	Etiquette	1	1- -300000	1- -300000						
8A	2500-901-018-10	LABEL/BBC	Etiquette	1	300001- -300002	300001- -300002						
8B	2500-901-018-20	LABEL/BBC	Etiquette	1	300003- -300330	300003- -300330						
8C	2500-901-018-30	LABEL/BBC	Etiquette	1	300331- -300331	300331- -300331						
9	2500-901-014-20	LABEL/DANGER	Etiquette	2	1- -500000	1- -300000	1- -300000					
9A	2500-901-014-30	LABEL/DANGER	Etiquette	2	300001- -300001	300001- -300001	300001- -300001					
10	2500-901-015-20	LABEL/CAUTION	Etiquette	1	1- -300000	1- -300000	1- -300000					
10A	2500-901-015-30	LABEL/CAUTION	Etiquette	1	300001- -300001	300001- -300001	300001- -300001					
11	2500-901-016-20	LABEL/PLUG	Etiquette	1	*	*	*	*				
12	2500-901-026-00	LABEL	Etiquette	1	*	*	*	*				
13	2500-901-027-00	LABEL/CE	Etiquette	1	*	*	*	*				
14	2500-901-013-00	LABEL/SELF	Etiquette	1		*						
15	2500-901-025-00	LABEL/START	Etiquette	1			1- -300000					
15A	2500-901-025-10	LABEL/START	Etiquette	1			300001- -300330					
15B	2500-901-025-20	LABEL/START	Etiquette	1			300331- -300331					
16	2500-907-014-00	LABEL/DANGER/J	Etiquette	2	*	*	*	*				
17	2500-907-015-00	LABEL/CAUTION/J	Etiquette	1	*	*	*	*				
18	2500-901-026-00	LABEL	Etiquette	1	*	*	*	*				

FIG. 39 TOOL, MANUAL SYSTEM
Outils / manuel



2500-930

KEY Réf.	PART CODE Pièces No.	DESCRIPTION	Désignation	QTY Quant.	TYPE OF MODEL				I T C	C O L	G R P	REMARKS Remarques
					B- RBE	GB- RGBE	E RE	PE				
1	2500-930-001-00	WRENCH/PLUG	Cle a bougie	1	*	*	*	*				
2	2500-930-002-00	BAR/WRENCH	Tournevis	1	*	*	*	*				
3	2500-931-210-00	SPECIAL TOOL	Extracteur	1	T	T						
4	V203-361-003-00	BOLT	Vis	2	T	T						
5	2500-931-001-00	BOLT/M10X55	Vis	1	T	T						
6	2500-215-002-00	WASHER/10X55X05	Rondelle	1	T	T						
7	2500-265-014-00	WASHER/10X37X06	Rondelle	1	T	T						
8	V304-260-010-00	NUT/M10	Ecrou	1	T	T						
9	2503-991-001-10	MANUAL/OPRATION/4	Manuel	1	1- -300000	1- -300000	1- -300000	1- -300000				
9A	2503-991-001-20	MANUAL/OPRATION/4	Manuel	1	300001- -300150	300001- -300150	300001- -300150	300001- -300150				
9B	2500-991-001-20	MANUAL/OPRATION/4	Manuel	1	300151-	300151-	300151-	300151-				
10	2500-932-210-00	SPECIAL TOOL/ENGINE	Manuel	1	T	T	F	T				
11	2503-990-001-00	MANUAL/OPRATION/J	Manuel	1	*	*						

NUMERICAL INDEX

FC150V-AB02.EB02

PART CODE Pièces No.	FIG. KEY Réf No.	PART CODE Pièces No.	FIG. KEY Réf No.	PART CODE Pièces No.	FIG. KEY Réf No.
2500-930-001-00	14 6	5130-086-030-XX	2 3A	5140-242-183-XX	6 1
2500-930-002-00	14 5	5130-246-002-XX	2 15	5140-242-251-XX	5 1
5105-018-162-AX	6 27	5130-256-003-XX	2 16	5140-242-252-XX	5 2
5107-011-225-AX	7 33	5130-256-004-XX	2 17	5140-242-289-XX	5 1A
5110-042-099-XX	1 1	5130-256-013-XX	2 4	5140-902-009-XX	5 1B
5110-086-008-XX	1 39	5130-256-014-XX	2 5	5140-902-013-XX	5 2A
5110-086-023-XX	1 2	5130-272-058-XX	2 18	5140-902-023-XX	5 3
5110-092-036-XX	8 1	5130-292-094-XX	2 6	5144-013-482-AX	6 26
5110-092-037-XX	8 2	5130-292-095-XX	2 7	5144-015-121-BX	7 36
5110-092-346-XX	4 1	5130-372-359-XX	2 19	5144-015-135-AX	7 37
5110-092-740-XX	1 3	5130-372-453-XX	2 8	5144-015-321-BX	7 35
5110-092-742-XX	10 1	5130-702-064-XX	12 2	5144-015-385-AX	7 34
5110-092-743-XX	10 23	5130-702-072-XX	3 6	5144-996-122-AX	9 12
5110-092-746-XX	9 1	5130-702-077-XX	11 4	5144-996-127-AX	9 23
5110-092-770-XX	1 4	5130-702-078-XX	4 2	5144-996-143-AX	9 18
5110-092-831-XX	11 2	5130-912-113-XX	12 3	5144-996-159-AX	9 9
5110-092-833-XX	9 2	5130-B05-10X-XX	1 30	5145-766-130-AX	9 6
5110-092-848-XX	1 5		5 11	5145-986-128-AX	9 10
5110-122-255-XX	12 8		10 27	5145-986-138-AX	9 21
5110-122-272-XX	10 2	5130-B06-10X-XX	11 23	5145-986-157-AX	9 22
5110-122-313-XX	10 2A	5130-B06-12X-XX	1 31	5145-V17-281-AX	1 43
5110-132-119-XX	10 4		11 17	5150-032-006-XX	9 4
5110-132-120-XX	10 5	5130-B06-14X-XX	1 48	5150-032-364-XX	8 5
5110-222-057-XX	1 6	5130-B06-30X-XX	7 13	5154-706-133-AX	9 7
5110-292-002-XX	10 3	5130-G06-25X-XX	1 32	5156-013-452-AX	12 16
5110-462-053-XX	10 6		5 12	5158-014-231-AX	1 47
5110-602-007-XX	1 3A		6 18	5160-202-052-XX	8 6
5110-602-009-XX	10 7	5130-G06-45X-XX	1 33	5160-252-001-XX	8 7
5110-602-010-XX	8 28	5130-G08-45X-XX	1 34	5160-302-083-XX	8 8
5110-602-011-XX	1 4A	5131-072-202-XX	1 7	5160-312-058-XX	8 9
5110-602-012-XX	8 29	5131-072-220-XX	1 8		9 13
5110-602-067-XX	10 1A	5131-162-065-XX	3 7	5160-352-063-XX	8 10
5110-B05-22X-XX	6 29	5131-226-116-00	9 8	5160-412-178-XX	8 11
5112-B05-22X-XX	6 17		9 26		9 14
5117-604-241-00	1 46	5131-652-072-XX	12 4	5160-412-197-XX	8 12
5119-200-900-AX	14 4	5131-682-288-XX	7 2		9 15
5120-042-090-XX	3 1	5131-682-298-XX	7 3	5160-602-129-XX	10 8
5120-052-074-XX	3 2	5131-682-303-XX	11 6	5160-732-124-XX	6 2
5120-092-062-XX	3 3	5131-832-258-XX	1 9	5160-732-136-XX	8 30
5120-162-057-XX	3 4	5131-832-259-XX	1 10		9 3
5120-322-065-XX	3 5	5132-516-025-XX	2 9	5161-042-052-XX	11 7
5127-502-383-00	10 25	5132-516-027-XX	2 10	5161-262-149-XX	1 12
5130-012-109-XX	2 1	5136-506-101-00	9 11	5161-262-150-XX	1 13
5130-022-074-XX	2 2	5140-242-180-XX	1 11	5161-262-173-XX	9 16
5130-086-017-XX	2 3	5140-242-181-XX	5 13	5161-262-199-XX	8 14

FC150V-AB02. EB02

PART CODE Pièces No.	FIG. KEY Réf No.	PART CODE Pièces No.	FIG. KEY Réf No.	PART CODE Pièces No.	FIG. KEY Réf No.
5161-692-104-XX	7 30	5391-802-904-XX	7 1A	5705-A04-100-0X	11 19
5161-692-125-XX	7 15	5410-B05-00X-XX	6 22	5920-013-122-XX	2 20
5161-712-060-XX	7 31	5410-B06-00X-XX	7 38	5920-022-011-XX	8 16
5161-712-080-XX	7 16	5411-B05-00X-XX	10 22	5920-022-269-XX	7 21
5164-706-114-00	9 5	5420-362-051-XX	7 19	5920-042-117-XX	5 4
5165-506-137-AX	9 19	5460-752-082-XX	12 6	5920-092-015-XX	8 17
5171-966-812-00	11 21	5490-156-055-XX	1 40	5920-092-024-XX	8 18
5172-708-418-BX	6 23	5490-156-088-XX	1 15	5920-092-104-XX	10 24
5172-708-419-AX	6 24	5490-192-091-XX	11 9	5920-092-149-XX	8 19
5172-G06-80X-XX	10 19	5490-192-094-XX	11 5		9 20
5182-926-656-00	11 20	5490-702-491-XX	10 9	5920-092-166-XX	1 20
5186-B06-80X-XX	10 20	5490-732-055-XX	1 16		10 11
5187-B05-10X-XX	1 35	5490-782-064-XX	3 9	5920-092-280-XX	12 11
5187-B06-14X-XX	7 28	5490-802-143-XX	12 15	5920-092-296-XX	11 8
5210-832-062-XX	1 14	5490-882-379-XX	12 1	5920-092-308-XX	10 12
5211-182-069-XX	3 12	5491-062-446-XX	10 10	5920-151-170-XX	5 5
5211-182-082-XX	3 12A	5491-092-054-XX	11 3	5920-151-193-XX	7 24
5211-192-119-XX	6 3	5491-102-076-XX	7 20		10 13
5211-192-139-XX	6 3A	5491-182-068-XX	3 18	5920-152-051-XX	7 5
5211-302-066-XX	6 4	5491-182-119-XX	3 11	5920-152-240-XX	3 8
5211-692-004-XX	6 5	5491-202-184-XX	1 41	5920-152-241-XX	5 6
5211-692-066-XX	6 6	5491-202-240-XX	1 17	5920-152-253-XX	3 10
5211-712-153-XX	6 7	5491-202-246-XX	1 18	5920-222-019-XX	7 22
5211-712-176-XX	6 7A	5491-212-113-XX	9 17	5920-222-102-XX	6 13
5211-712-200-XX	6 8	5491-212-189-XX	8 15	5920-222-131-XX	1 44
5211-872-060-XX	7 17	5510-012-214-XX	11 10	5920-222-136-XX	5 14
5211-942-186-XX	6 30	5510-482-069-XX	11 1		10 26
5211-942-218-XX	6 9	5520-052-094-XX	4 3	5920-222-372-XX	7 6
5211-942-290-XX	6 10	5551-A06-12X-XX	1 36	5920-222-384-XX	12 12
5214-B04-12X-XX	8 13	5554-A06-00X-XX	7 29	5920-262-272-XX	10 14
	9 29	5560-072-118-XX	14 1	5920-262-273-XX	5 7
5214-B04-20X-XX	7 14	5560-312-375-XX	13 1	5920-262-274-XX	5 8
5214-B05-10X-XX	10 21	5560-312-376-XX	13 2	5920-272-003-XX	8 20
5233-B05-10X-XX	11 18	5560-312-384-XX	13 3	5920-272-004-XX	8 21
5241-B04-12X-XX	6 19	5590-562-726-XX	2 14	5920-332-067-XX	8 22
5260-112-224-XX	6 25	5590-562-790-XX	1 19	5920-332-161-XX	2 12
5260-112-246-XX	6 11		1 42	5920-372-202-XX	11 11
5260-112-279-XX	6 11A	5591-012-079-XX	12 9	5920-372-209-XX	7 8
5260-112-306-XX	6 12	5591-062-115-XX	12 10	5920-382-077-XX	6 14
5311-B05-00X-XX	6 20	5592-262-201-XX	7 4	5920-382-093-XX	2 13
5314-G14-00X-XX	6 21	5592-262-293-XX	7 4A	5920-431-264-XX	1 21
5390-032-066-XX	7 32	5592-312-071-XX	4 4	5920-432-006-XX	8 23
5390-032-071-XX	7 18	5601-B62-05X-XX	1 37	5920-432-168-XX	3 13
5391-082-059-XX	12 5	5670-D20-15X-XX	1 38		3 14
5391-802-549-XX	7 1	5670-D20-16X-XX	4 5	5920-432-169-XX	3 15

PART CODE Pièces No.	FIG. KEY Réf No.	PART CODE Pièces No.	FIG. KEY Réf No.	PART CODE Pièces No.	FIG. KEY Réf No.
5920-452-155-XX	1 45	5921-902-163-XX	8 4		
5920-492-204-XX	1 22	5922-002-026-XX	1 27		
5920-492-208-XX	1 23	5922-002-029-XX	7 27		
5920-592-256-XX	1 24	5922-002-032-XX	10 17		
5920-592-257-XX	10 15	5922-002-033-XX	1 28		
5920-592-262-XX	11 12	5922-002-034-XX	1 29		
5920-632-096-XX	8 24	5922-002-078-XX	5 10		
	9 24		10 18		
5920-642-002-XX	8 25				
5920-642-065-XX	9 25				
5920-662-180-XX	1 25				
5920-662-193-XX	1 26				
5920-702-081-XX	6 28				
5920-702-084-XX	6 15				
5920-712-109-XX	5 15				
5920-712-113-XX	5 9				
5920-812-009-XX	8 26				
5920-812-265-XX	12 13				
5920-812-299-XX	7 23				
5920-812-342-XX	3 16				
5920-932-087-XX	9 30				
5920-932-088-XX	11 13				
5920-932-101-XX	8 27				
5921-072-057-XX	14 2				
5921-102-093-XX	14 3				
5921-432-135-XX	7 9				
5921-432-143-XX	8 3				
	9 27				
5921-432-148-XX	7 10				
5921-442-176-XX	12 14				
5921-442-177-XX	12 7				
5921-442-211-XX	7 11				
5921-442-213-XX	7 25				
5921-442-235-XX	7 26				
5921-442-266-XX	7 12				
5921-502-101-XX	10 16				
5921-502-102-XX	3 17				
5921-502-122-XX	2 11				
5921-502-182-XX	7 7				
5921-702-009-XX	11 14				
5921-702-020-XX	11 22				
5921-702-037-XX	11 15				
5921-702-041-XX	6 16				
5921-702-043-XX	11 16				
5921-902-003-XX	9 28				

NUMERICAL INDEX

FC150V-AB03.FB03.GB03

PART CODE Pièces No.	FIG. KEY Réf No.	PART CODE Pièces No.	FIG. KEY Réf No.	PART CODE Pièces No.	FIG. KEY Réf No.
2500-930-001-00	16 3	5120-162-057-XX	3 4	5131-652-072-XX	13 6
2500-930-002-00	16 2	5120-162-062-XX	3 4A	5131-682-288-XX	8 6
2921-072-057-XX	16 5	5120-322-065-XX	3 5	5131-682-298-XX	8 7
2921-102-093-XX	16 6	5122-632-079-XX	14 1	5131-682-303-XX	12 9
5105-018-162-AX	6 13	5127-502-883-00	11 14	5131-832-258-XX	1 9
5107-011-225-AX	8 9	5130-012-109-XX	2 1	5131-832-259-XX	1 10
5110-042-099-XX	1 1	5130-022-074-XX	2 2	5132-516-025-XX	2 11
5110-086-008-XX	1 2	5130-086-017-XX	2 3	5132-516-027-XX	2 12
5110-086-023-XX	1 48	5130-086-030-XX	2 17	5132-702-049-XX	1 51
5110-092-036-XX	10 26	5130-246-002-XX	2 4	5132-702-050-XX	1 52
5110-092-037-XX	10 27	5130-256-003-XX	2 5	5136-506-101-00	9 11
5110-092-346-XX	4 1	5130-256-004-XX	2 6	5140-242-180-XX	1 11
5110-092-740-XX	1 3	5130-256-013-XX	2 18	5140-242-181-XX	5 1
5110-092-742-XX	11 1	5130-256-014-XX	2 19	5140-242-183-XX	6 1
5110-092-743-XX	11 2	5130-272-058-XX	2 7		7 1
5110-092-746-XX	9 1	5130-292-094-XX	2 8	5140-242-251-XX	5 2
5110-092-770-XX	1 4	5130-292-095-XX	2 9	5140-242-252-XX	5 3
5110-092-786-XX	14 2	5130-372-359-XX	2 10	5140-242-289-XX	5 18
5110-092-831-XX	12 4	5130-372-453-XX	2 20	5140-902-009-XX	5 19
5110-092-833-XX	9 2	5130-702-064-XX	13 4	5140-902-013-XX	5 14
5110-092-848-XX	1 5	5130-702-072-XX	3 6	5140-902-023-XX	5 15
5110-122-255-XX	13 3	5130-702-077-XX	12 1	5140-902-074-XX	5 15A
5110-122-272-XX	11 3	5130-702-078-XX	4 2	5144-013-482-AX	6 12
5110-122-313-XX	11 28	5130-912-113-XX	13 5	5144-015-121-BX	8 19
5110-132-119-XX	11 5	5130-B05-10X-XX	1 29	5144-015-135-AX	8 23
5110-132-120-XX	11 6		5 12	5144-015-321-BX	8 13
5110-222-057-XX	1 6		11 19	5144-015-385-AX	8 10
5110-292-002-XX	11 4	5130-B06-10X-XX	12 17	5144-053-092-AX	6 11
5110-462-053-XX	11 7	5130-B06-12X-XX	1 30	5144-996-122-AX	9 12
5110-492-002-XX	11 7A		1 44	5144-996-127-AX	9 23
5110-602-007-XX	1 49		12 22	5144-996-143-AX	9 18
5110-602-009-XX	11 23	5130-B06-14X-XX	1 31	5144-996-159-AX	9 9
5110-602-010-XX	10 29	5130-B06-30X-XX	8 17	5145-766-130-AX	9 6
5110-602-011-XX	1 50	5130-G06-25X-XX	1 32	5145-986-128-AX	9 10
5110-602-012-XX	10 30		5 13	5145-986-138-AX	9 21
5110-602-067-XX	11 1A		6 19	5145-986-157-AX	9 22
5110-B05-22X-XX	6 18		7 24	5145-V17-281-AX	1 21
	7 22	5130-G06-30X-XX	13 22	5150-032-006-XX	9 4
5112-B05-22X-XX	7 23	5130-G06-45X-XX	1 33	5150-032-364-XX	10 1
5117-604-241-00	1 25	5130-G08-45X-XX	1 34	5154-706-133-AX	9 7
5119-200-900-AX	16 1	5131-072-202-XX	1 7	5156-013-452-AX	13 13
5120-042-090-XX	3 1	5131-072-220-XX	1 8	5158-014-231-AX	1 26
5120-052-074-XX	3 2	5131-162-065-XX	3 7	5160-202-052-XX	10 2
5120-092-062-XX	3 3	5131-226-116-00	9 8	5160-252-001-XX	10 3
5120-092-068-XX	3 3A		9 26	5160-302-083-XX	10 4

PART CODE Pièces No.	FIG. KEY Réf No.	PART CODE Pièces No.	FIG. KEY Réf No.	PART CODE Pièces No.	FIG. KEY Réf No.
5160-312-058-XX	9 13	5211-692-066-AX	7 6	5490-192-094-XX	12 8
	10 5	5211-692-066-XX	6 5	5490-702-491-XX	11 9
5160-352-063-XX	10 6	5211-712-153-XX	6 7	5490-732-055-XX	1 16
5160-412-178-XX	9 14	5211-712-176-XX	7 7	5490-782-064-XX	3 8
	10 7	5211-712-200-XX	7 8	5490-802-143-XX	13 1
5160-412-197-XX	9 15	5211-742-051-XX	14 4	5490-882-379-XX	13 2
	10 8	5211-872-060-XX	8 3	5491-062-446-XX	11 10
5160-602-129-XX	11 8	5211-932-086-XX	6 8	5491-092-054-XX	12 6
5160-732-124-XX	6 2	5211-932-151-XX	7 9	5491-102-076-XX	8 20
	7 2	5214-B04-12X-XX	9 29	5491-102-081-XX	8 40
5160-732-136-XX	9 3		10 25	5491-182-068-XX	3 9
	10 28	5214-B04-20X-XX	8 18	5491-182-119-XX	3 18
5161-042-052-XX	12 10	5214-B05-10X-XX	11 27	5491-202-185-XX	1 18
5161-262-149-XX	1 12	5223-B04-06X-XX	14 9	5491-202-225-XX	1 39
5161-262-150-XX	1 13	5223-D05-16X-XX	14 10	5491-202-247-XX	1 17
5161-262-173-XX	9 16	5224-B06-25X-XX	6 20	5491-212-113-XX	9 17
5161-262-199-XX	10 9		7 25	5491-212-189-XX	10 10
5161-262-201-XX	1 53	5233-B05-10X-XX	12 18	5510-012-214-XX	12 2
5161-262-202-XX	1 54	5241-B04-12X-XX	6 21	5510-482-069-XX	12 3
5161-462-156-XX	14 3		7 26	5520-052-094-XX	4 3
5161-692-104-XX	8 1	5260-112-209-XX	14 5	5551-A06-12X-XX	1 36
5161-692-125-XX	8 38	5260-112-210-XX	14 6	5552-B10-12X-XX	13 23
5161-712-060-XX	8 2	5260-112-224-XX	6 9		14 14
5161-712-080-XX	8 34	5260-112-279-XX	7 10	5554-A06-00X-XX	8 29
5164-706-114-00	9 5	5260-112-283-XX	13 19	5560-072-118-XX	16 4
5165-506-137-AX	9 19	5260-112-306-XX	7 11	5560-312-375-XX	15 1
5171-966-812-00	12 12	5311-B05-00X-XX	6 22	5560-312-376-XX	15 2
5172-708-418-BX	6 4		7 27	5560-312-384-XX	15 3
5172-708-419-AX	6 6	5314-G14-00X-XX	6 23	5560-312-447-XX	15 4
5172-G06-80X-XX	11 20		7 28	5590-312-076-XX	6 10
5182-926-656-00	12 5	5315-501-312-2A	2 15		7 12
5186-B06-80X-XX	11 21	5390-032-066-XX	8 4	5590-312-110-XX	7 13
5187-B05-10X-XX	1 35	5390-032-071-XX	8 30	5590-562-726-XX	2 14
5187-B06-14X-XX	8 27	5391-082-059-XX	13 7	5590-562-790-XX	1 19
5187-G06-35X-XX	14 13	5391-802-549-XX	8 5	5591-012-079-XX	13 9
5210-832-062-XX	1 14	5391-802-904-XX	8 39	5591-062-115-XX	13 10
5211-182-069-XX	3 10	5410-B05-00X-XX	6 24	5592-212-128-XX	14 7
5211-182-082-XX	3 10A		7 29	5592-262-201-XX	8 8
5211-182-090-XX	3 10B	5410-B06-00X-XX	8 28	5592-262-293-XX	8 41
5211-192-119-XX	6 3	5411-B05-00X-XX	11 22	5592-312-071-XX	4 4
5211-192-139-XX	7 3	5420-362-051-XX	8 35	5601-B62-05X-XX	1 47
5211-302-066-XX	7 4	5460-752-082-XX	13 8	5670-D20-15X-XX	1 37
5211-632-100-XX	13 17	5490-156-055-XX	1 15	5670-D20-16X-XX	4 5
5211-632-117-XX	13 18	5490-156-088-XX	1 38	5705-A04-100-0X	12 19
5211-692-004-XX	7 5	5490-192-091-XX	12 7	5920-022-011-XX	10 11

FC150V-AB03. FB03. GB03

PART CODE Pièces No.	FIG. KEY Réf No.	PART CODE Pièces No.	FIG. KEY Réf No.	PART CODE Pièces No.	FIG. KEY Réf No.
5920-022-269-XX	8 21	5920-431-264-XX	1 23	5921-502-182-XX	8 31
5920-042-117-XX	5 4	5920-432-006-XX	10 18	5921-702-009-XX	12 15
	5 14	5920-432-168-XX	3 11	5921-702-020-XX	12 16
5920-042-118-XX	5 5		3 17	5921-702-029-XX	7 20
5920-092-015-XX	10 12	5920-432-169-XX	3 12	5921-702-037-XX	12 21
5920-092-024-XX	10 13	5920-452-155-XX	1 24	5921-702-043-XX	12 20
5920-092-104-XX	11 11	5920-492-204-XX	1 42	5921-702-064-XX	7 21
5920-092-149-XX	9 20	5920-492-208-XX	1 43	5921-902-003-XX	9 28
	10 14	5920-592-256-XX	1 27	5921-902-068-XX	12 23
5920-092-166-XX	1 20	5920-592-257-XX	11 17	5921-902-163-XX	10 24
5920-092-280-XX	11 12	5920-592-261-XX	13 21	5922-002-026-XX	1 46
	13 11		14 12	5922-002-029-XX	8 37
5920-092-281-XX	14 8	5920-592-262-XX	12 14	5922-002-032-XX	11 25
5920-092-296-XX	12 11	5920-632-096-XX	9 24	5922-002-033-XX	1 40
5920-092-307-XX	7 14		10 19	5922-002-034-XX	1 41
5920-092-308-XX	11 24	5920-642-002-XX	10 20	5922-002-078-XX	5 16
5920-151-170-XX	5 6	5920-642-065-XX	9 25		11 26
5920-151-193-XX	8 22	5920-662-180-XX	1 28		
	11 13	5920-662-193-XX	1 45		
	13 20	5920-702-081-XX	6 16		
5920-152-051-XX	14 11	5920-702-084-XX	7 17		
	8 32	5920-702-087-XX	7 18		
5920-152-240-XX	3 14	5920-712-109-XX	5 11		
5920-152-241-XX	5 7	5920-712-113-XX	5 17		
5920-152-253-XX	3 15	5920-712-122-XX	6 17		
5920-222-019-XX	8 36		7 19		
5920-222-102-XX	7 15	5920-812-009-XX	10 21		
5920-222-131-XX	1 22	5920-812-265-XX	13 16		
5920-222-136-XX	5 8	5920-812-299-XX	8 24		
	11 15	5920-812-342-XX	3 13		
5920-222-372-XX	8 11	5920-932-088-XX	12 24		
5920-222-384-XX	13 12	5920-932-101-XX	10 22		
5920-262-272-XX	11 16	5921-432-135-XX	8 14		
5920-262-273-XX	5 9	5921-432-143-XX	9 27		
5920-262-274-XX	5 10		10 23		
5920-272-003-XX	10 15	5921-432-148-XX	8 15		
5920-272-004-XX	10 16	5921-442-176-XX	13 14		
5920-332-067-XX	10 17	5921-442-177-XX	13 15		
5920-332-161-XX	2 21	5921-442-211-XX	8 16		
5920-372-104-XX	6 14	5921-442-213-XX	8 25		
5920-372-202-XX	12 13	5921-442-235-XX	8 26		
5920-372-209-XX	8 12	5921-442-266-XX	8 33		
5920-382-077-XX	6 15	5921-502-101-XX	11 18		
	7 16	5921-502-102-XX	3 16		
5920-382-093-XX	2 16	5921-502-122-XX	2 13		

NUMERICAL INDEX

FC150V-EB05

PART CODE Pièces No.	FIG. KEY Réf No.	PART CODE Pièces No.	FIG. KEY Réf No.	PART CODE Pièces No.	FIG. KEY Réf No.
5110-042-099-XX	1 1		10 18	5187-B05-10X-XX	1 34
5110-086-023-XX	1 2	5130-B06-30X-XX	7 17	5187-B06-14X-XX	7 28
5110-092-036-XX	8 5	5130-G06-25X-XX	1 31	5210-832-062-XX	1 14
5110-092-037-XX	8 6		5 13	5211-182-090-XX	3 10
5110-092-346-XX	4 1		6 19	5211-192-139-XX	6 6
5110-092-831-XX	10 9	5130-G06-45X-XX	1 32	5211-302-065-XX	6 7
5110-092-848-XX	1 3	5130-G08-45X-XX	1 33	5211-692-004-XX	6 8
5110-122-255-XX	11 3	5131-072-202-XX	1 7	5211-712-175-XX	6 9
5110-122-313-XX	9 1	5131-072-220-XX	1 8	5211-872-069-XX	7 3
5110-132-119-XX	9 3	5131-162-065-XX	3 7	5211-942-290-XX	6 10
5110-132-120-XX	9 4	5131-652-072-XX	11 6	5214-B04-12X-XX	8 31
5110-222-057-XX	1 4	5131-682-288-XX	7 6	5214-B04-20X-XX	7 18
5110-292-002-XX	9 2	5131-682-298-XX	7 7	5214-B05-10X-XX	9 21
5110-482-028-XX	12 1	5131-682-303-XX	10 4	5233-B05-10X-XX	10 19
5110-492-002-XX	9 5	5131-832-475-XX	6 1	5241-B04-12X-XX	6 20
5110-602-007-XX	1 5	5132-516-025-XX	2 9	5260-112-191-XX	6 11
5110-602-009-XX	9 6	5132-516-027-XX	2 10	5260-112-279-XX	6 12
5110-602-010-XX	8 1	5132-702-049-XX	1 9	5311-B05-00X-XX	6 21
5110-602-011-XX	1 6	5132-702-050-XX	1 10	5314-G14-00X-XX	6 22
5110-602-012-XX	8 2	5140-242-180-XX	1 11	5390-032-071-XX	7 4
5110-602-067-XX	9 7	5140-242-182-XX	6 2	5391-082-059-XX	11 7
5112-B05-16X-XX	6 17	5140-242-183-XX	6 3	5391-802-904-XX	7 5
5112-B05-22X-XX	6 18	5140-902-009-XX	5 1	5391-872-053-XX	12 2
5120-042-095-XX	3 1	5140-902-013-XX	5 2	5410-B05-00X-XX	6 23
5120-052-084-XX	3 2	5140-902-023-XX	5 3		12 9
5120-092-068-XX	3 3	5150-032-364-XX	8 4	5411-B05-00X-XX	9 22
5120-162-057-XX	3 4	5160-202-052-XX	8 7	5420-362-051-XX	7 19
5120-322-065-XX	3 5	5160-252-001-XX	8 10	5430-012-054-XX	12 3
5130-012-109-XX	2 1	5160-302-083-XX	8 11	5460-752-082-XX	11 8
5130-022-074-XX	2 4	5160-312-058-XX	8 12	5482-L40-00X-XX	12 10
5130-086-030-XX	2 5	5160-352-063-XX	8 13	5490-156-088-XX	1 15
5130-256-013-XX	2 6	5160-412-178-XX	8 14	5490-192-091-XX	10 2
5130-256-014-XX	2 7	5160-412-197-XX	8 15	5490-192-094-XX	10 3
5130-292-094-XX	2 2	5160-602-129-XX	9 8	5490-702-491-XX	9 9
5130-292-095-XX	2 3	5160-732-123-XX	6 4	5490-732-055-XX	1 16
5130-372-453-XX	2 8	5160-732-124-XX	6 5	5490-782-064-XX	3 8
5130-702-064-XX	11 4	5160-732-136-XX	8 3	5490-802-143-XX	11 1
5130-702-072-XX	3 6	5161-042-052-XX	10 5	5490-882-364-XX	11 2
5130-702-077-XX	10 1	5161-262-199-XX	8 16	5491-062-446-XX	9 10
5130-702-078-XX	4 2	5161-262-201-XX	1 12	5491-092-054-XX	10 10
5130-912-113-XX	11 5	5161-262-202-XX	1 13	5491-102-076-XX	7 20
5130-B05-10X-XX	1 29	5161-692-104-XX	7 1	5491-182-119-XX	3 9
	5 12	5161-712-060-XX	7 2	5491-202-240-XX	1 17
5130-B06-10X-XX	12 8	5172-G06-80X-XX	9 19	5491-212-189-XX	8 17
5130-B06-12X-XX	1 30	5186-B06-80X-XX	9 20	5510-012-214-XX	10 7

FC150V-EB05

PART CODE Pièces No.	FIG. KEY Réf No.	PART CODE Pièces No.	FIG. KEY Réf No.	PART CODE Pièces No.	FIG. KEY Réf No.
5510-482-069-XX	10 8	5920-332-067-XX	8 23		12 7
5520-052-094-XX	4 3	5920-332-161-XX	2 13	5921-702-009-XX	10 14
5550-D20-10X-XX	12 11	5920-372-202-XX	10 11	5921-702-037-XX	10 15
5551-A06-12X-XX	1 35	5920-372-209-XX	7 11	5921-702-043-XX	10 16
5554-A06-00X-XX	7 29		12 4	5921-702-064-XX	6 16
5560-072-118-XX	14 1	5920-382-077-XX	6 14	5921-902-068-XX	10 17
5560-312-375-XX	13 1	5920-382-093-XX	2 14	5921-902-163-XX	8 30
5560-312-447-XX	13 2	5920-431-264-XX	1 20	5922-002-026-XX	1 26
5590-562-726-XX	2 12	5920-432-006-XX	8 24	5922-002-029-XX	7 27
5590-562-790-XX	1 18	5920-432-168-XX	3 11	5922-002-032-XX	9 17
5591-012-079-XX	11 9	5920-432-170-XX	12 5	5922-002-033-XX	1 27
5591-062-110-XX	11 10	5920-452-204-XX	1 21	5922-002-034-XX	1 28
5592-262-293-XX	7 8	5920-492-208-XX	1 22	5922-002-037-XX	5 11
5592-312-071-XX	4 4	5920-592-256-XX	1 23		9 18
5601-B62-05X-XX	1 36	5920-592-257-XX	9 15		
5670-D20-15X-XX	1 37	5920-592-262-XX	10 12		
5670-D20-16X-XX	4 5	5920-632-096-XX	8 25		
5920-022-011-XX	8 18	5920-642-002-XX	8 26		
5920-022-269-XX	7 21	5920-662-180-XX	1 24		
5920-042-117-XX	5 4	5920-662-193-XX	1 25		
5920-042-119-XX	5 5	5920-702-087-XX	6 15		
5920-092-015-XX	8 8	5920-712-113-XX	5 10		
5920-092-024-XX	8 19	5920-812-009-XX	8 9		
5920-092-149-XX	8 20		8 27		
5920-092-166-XX	1 19	5920-812-265-XX	11 13		
	9 11	5920-812-299-XX	7 24		
5920-092-280-XX	11 11	5920-812-342-XX	3 12		
5920-092-296-XX	10 6	5920-932-088-XX	10 13		
5920-092-308-XX	9 12	5920-932-101-XX	8 28		
5920-151-170-XX	5 6	5921-072-057-XX	14 2		
5920-151-193-XX	7 22	5921-102-093-XX	14 3		
	9 13	5921-432-135-XX	7 12		
5920-152-051-XX	7 9	5921-432-143-XX	8 29		
5920-152-240-XX	3 13	5921-432-148-XX	7 13		
5920-152-241-XX	5 7	5921-442-176-XX	11 14		
5920-152-253-XX	3 14	5921-442-177-XX	11 15		
5920-222-019-00	7 23	5921-442-211-XX	7 14		
5920-222-102-XX	6 13	5921-442-213-XX	7 25		
5920-222-372-XX	7 10	5921-442-235-XX	7 26		
5920-222-384-XX	11 12	5921-442-266-XX	7 15		
5920-262-272-XX	9 14	5921-442-351-XX	12 6		
5920-262-273-XX	5 8	5921-502-101-XX	9 16		
5920-262-274-XX	5 9	5921-502-102-XX	3 15		
5920-272-003-XX	8 21	5921-502-122-XX	2 11		
5920-272-004-XX	8 22	5921-502-182-XX	7 16		

NUMERICAL INDEX

FC150V-EC52

PART CODE Pièces No.	FIG. KEY Réf No.	PART CODE Pièces No.	FIG. KEY Réf No.	PART CODE Pièces No.	FIG. KEY Réf No.
5110-042-099-XX	1 1	5130-B06-30X-XX	7 17	5160-602-129-XX	9 9
5110-086-008-XX	1 2	5130-G06-25X-XX	1 31	5160-732-124-XX	6 2
5110-092-346-XX	4 1		5 15	5160-732-136-XX	8 30
5110-092-747-XX	1 3		6 15	5161-042-052-XX	10 9
5110-092-831-XX	10 4	5130-G08-12X-XX	1 32	5161-262-149-XX	1 12
5110-092-848-XX	1 4	5130-G08-45X-XX	1 33	5161-262-150-XX	1 13
5110-122-255-XX	11 3	5131-072-202-XX	1 8	5161-262-173-XX	8 15
5110-122-272-XX	9 1	5131-162-065-XX	3 7	5161-692-104-XX	7 1
5110-122-313-XX	9 2	5131-226-116-00	8 9	5161-712-069-XX	7 2
5110-132-119-XX	9 4		8 25	5164-706-114-00	8 6
5110-132-120-XX	9 5	5131-652-072-XX	11 6	5165-506-137-AX	8 18
5110-222-057-XX	1 5	5131-682-288-XX	7 6	5172-708-419-AX	6 6
5110-292-002-XX	9 3	5131-682-298-XX	7 7	5172-G06-80X-XX	9 20
5110-462-053-XX	9 6	5131-682-303-XX	10 8	5186-B06-80X-XX	9 21
5110-602-007-XX	1 6	5131-832-258-XX	1 9	5187-B05-10X-XX	1 34
5110-602-009-XX	9 7	5131-832-259-XX	1 10	5187-B06-14X-XX	7 27
5110-602-010-XX	8 1	5132-516-025-XX	2 11	5211-182-082-XX	3 10
5110-602-011-XX	1 7	5132-516-027-XX	2 12	5211-192-139-XX	6 3
5110-602-012-XX	8 2	5136-506-101-00	8 10	5211-302-066-XX	6 4
5110-602-067-XX	9 8	5140-242-180-XX	1 11	5211-692-066-XX	6 5
5110-B05-22X-XX	6 14	5140-242-181-XX	5 1	5211-712-176-XX	6 7
5120-042-090-XX	3 1	5140-242-183-XX	6 1	5211-872-060-XX	7 3
5120-052-074-XX	3 2	5140-242-252-XX	5 2	5211-942-218-XX	6 8
5120-092-062-XX	3 3	5140-242-289-XX	5 3	5214-B04-12X-XX	8 29
5120-162-057-XX	3 4	5140-902-009-XX	5 4	5214-B04-20X-XX	7 18
5120-322-065-XX	3 5	5140-902-013-XX	5 5	5214-B05-10X-XX	9 22
5130-012-109-XX	2 1	5140-902-023-XX	5 6	5233-B05-10X-XX	10 19
5130-022-074-XX	2 2	5144-013-482-AX	6 10	5241-B04-12X-XX	6 16
5130-086-017-XX	2 3	5144-015-121-BX	7 19	5260-112-279-XX	6 9
5130-246-002-XX	2 4	5144-015-135-AX	7 23	5311-B05-00X-XX	6 17
5130-256-003-XX	2 5	5144-015-385-AX	7 10	5314-G14-00X-XX	6 18
5130-256-004-XX	2 6	5144-996-127-AX	8 22	5390-032-071-XX	7 4
5130-272-058-XX	2 7	5144-996-143-AX	8 17	5391-082-059-XX	11 7
5130-292-094-XX	2 8	5144-996-159-AX	8 4	5391-802-549-XX	7 5
5130-292-095-XX	2 9	5145-766-130-AX	8 7	5410-B05-00X-XX	6 19
5130-372-359-XX	2 10	5145-986-128-AX	8 5	5411-B05-00X-XX	9 23
5130-702-064-XX	11 4	5145-986-138-AX	8 20	5460-752-091-XX	11 8
5130-702-072-XX	3 6	5145-986-157-AX	8 21	5490-156-101-XX	1 14
5130-702-077-XX	10 1	5150-032-088-XX	8 3	5490-192-091-XX	10 6
5130-702-078-XX	4 2	5154-706-133-AX	8 8	5490-192-094-XX	10 7
5130-912-113-XX	11 5	5156-013-452-AX	11 14	5490-702-491-XX	9 10
5130-B05-10X-XX	1 29	5160-302-083-XX	8 11	5490-732-055-XX	1 15
	5 14	5160-312-058-XX	8 12	5490-782-064-XX	3 8
5130-B06-12X-XX	1 30	5160-412-178-XX	8 13	5490-802-143-XX	11 1
	10 18	5160-412-197-XX	8 14	5490-882-382-XX	11 2

FC150V-EC52

PART CODE Pièces No.	FIG. KEY Réf No.	PART CODE Pièces No.	FIG. KEY Réf No.	PART CODE Pièces No.	FIG. KEY Réf No.
5491-062-446-XX	9 11	5920-382-077-XX	6 11	5922-002-032-XX	9 18
5491-092-054-XX	10 5	5920-382-093-XX	2 16	5922-002-033-XX	1 27
5491-102-076-XX	7 20	5920-431-264-XX	1 19	5922-002-034-XX	1 28
5491-182-094-XX	3 9	5920-432-168-XX	3 11	5922-002-037-XX	5 13
5491-202-189-XX	1 16	5920-432-183-XX	11 13		9 19
5491-202-240-XX	1 17	5920-452-155-XX	1 20		
5491-212-113-XX	8 16	5920-492-208-XX	1 21		
5510-012-214-XX	10 2	5920-592-256-XX	1 22		
5510-482-069-XX	10 3	5920-592-257-XX	9 16		
5520-052-094-XX	4 3	5920-592-262-XX	10 12		
5551-A06-12X-XX	1 35	5920-632-096-XX	8 23		
5554-A06-00X-XX	7 29	5920-642-065-XX	8 24		
5560-072-118-XX	13 1	5920-650-97X-XX	1 23		
5560-312-375-XX	12 1	5920-662-101-XX	1 24		
5560-312-376-XX	12 2	5920-662-180-XX	1 25		
5560-312-384-XX	12 3	5920-662-193-XX	1 26		
5590-562-726-XX	2 14	5920-702-087-XX	6 12		
5591-012-079-XX	11 9	5920-712-113-XX	5 12		
5591-062-116-XX	11 10	5920-812-299-XX	7 24		
5592-262-201-XX	7 8	5920-812-342-XX	3 12		
5592-312-071-XX	4 4	5920-932-087-XX	8 26		
5670-D20-15X-XX	1 36	5920-932-088-XX	10 13		
5670-D20-16X-XX	4 5	5921-072-057-XX	13 2		
5920-022-269-XX	7 21	5921-102-093-XX	13 3		
5920-042-117-XX	5 7	5921-432-135-XX	7 14		
5920-092-149-XX	8 19	5921-432-143-XX	8 27		
5920-092-166-XX	1 18	5921-432-148-XX	7 15		
	9 12	5921-442-176-XX	11 15		
5920-092-280-XX	11 11	5921-442-177-XX	11 16		
5920-092-296-XX	10 10	5921-442-211-XX	7 16		
5920-092-308-XX	9 13	5921-442-213-XX	7 25		
5920-151-170-XX	5 8	5921-442-235-XX	7 26		
5920-151-193-XX	7 22	5921-442-266-XX	7 13		
	9 14	5921-502-101-XX	9 17		
5920-152-240-XX	3 13	5921-502-102-XX	3 15		
5920-152-241-XX	5 9	5921-502-122-XX	2 13		
5920-152-253-XX	3 14	5921-502-182-XX	7 9		
5920-222-372-XX	7 11	5921-602-018-XX	11 17		
5920-222-384-XX	11 12	5921-702-009-XX	10 14		
5920-262-272-XX	9 15	5921-702-037-XX	10 15		
5920-262-273-XX	5 10	5921-702-043-XX	10 16		
5920-262-274-XX	5 11	5921-702-064-XX	6 13		
5920-332-161-XX	2 15	5921-902-003-XX	8 28		
5920-372-202-XX	10 11	5921-902-068-XX	10 17		
5920-372-209-XX	7 12	5922-002-029-XX	7 28		

NUMERICAL INDEX

1636-098-100-00

PART CODE Pièces No.	FIG. KEY Réf No.	PART CODE Pièces No.	FIG. KEY Réf No.	PART CODE Pièces No.	FIG. KEY Réf No.
1105-621-260-00	36 11		1 3	2500-311-001-10	7 1A
1105-621-310-00	35 17	2500-210-001-00	2 11		14 1A
1326-706-002-10	13 4		3 4	2500-311-002-00	7 3
1328-601-004-00	3 6	2500-210-002-00	2 13		14 11
1338-301-005-00	11 6	2500-210-004-20	2 12	2500-311-002-10	7 3A
1365-224-002-00	14 13	2500-210-005-00	2 14		14 11A
	14 15		5 2	2500-311-003-00	7 4
	14 19		6 6		14 10
1373-121-001-00	9 4		12 2	2500-311-007-00	14 16
1376-121-001-00	2 8		19 9	2500-311-008-00	7 9
1376-402-003-00	3 10	2500-210-006-10	2 15	2500-311-012-00	10 12
	32 4	2500-210-008-00	2 16	2500-311-013-00	7 15
	32 7		30 20		7 19
	33 2		31 13		9 10
	35 13	2500-210-016-00	2 6		14 9
1386-624-292-00	36 19	2500-210-017-00	2 7		14 23
	35 4	2500-210-202-00	2 9	2500-311-015-10	32 8
	36 6	2500-210-203-00	2 10		14 7
1386-624-293-00	35 5	2500-210-301-00	2 2	2500-311-016-00	7 11
	36 7	2500-210-302-00	2 3	2500-311-018-00	14 12
1386-624-300-00	35 7	2500-210-303-00	2 4	2500-311-021-00	7 6
	36 10	2500-210-310-00	2 1		14 4
1427-601-003-00	4 6	2500-215-001-00	3 1	2500-311-022-00	7 7
	27 4	2500-215-002-00	3 2		14 5
	30 15		39 6	2500-311-200-00	7 5
1444-101-016-10	31 7	2500-215-003-00	3 3		14 3
	21 8	2500-215-004-00	1 1	2500-312-004-10	8 4
	22 11	2500-260-310-10	2 1A	2500-312-005-10	8 5
1527-604-002-00	31 11	2500-265-014-00	39 7	2500-326-014-00	9 13
1627-780-705-00	21 9	2500-310-004-00	6 3		10 5
2130-407-003-00	15 9		13 2		11 4
2130-542-231-00	35 18	2500-310-006-00	5 5		15 6
	36 12		6 12	2500-326-015-00	9 15
2130-542-232-00	35 19		16 4		10 11
	36 13		17 4		11 14
2130-542-240-00	35 20		19 4	2500-326-017-00	13 12
	36 14		19 13		26 7
2137-304-005-00	15 5	2500-310-007-00	6 5		28 6
2144-117-002-00	9 14	2500-310-008-00	6 10		30 10
	10 7		13 7	2500-326-019-00	12 4
2152-712-002-00	11 7	2500-310-009-10	6 8		13 10
	15 10		13 8	2500-336-002-10	9 11
2500-101-001-00	15 13	2500-310-200-00	6 4		10 6
2500-151-001-00	1 2	2500-311-001-00	7 1		11 5
	1 2A		14 1		15 7

1636-098-100-00

PART CODE Pièces No.	FIG. KEY Réf No.	PART CODE Pièces No.	FIG. KEY Réf No.	PART CODE Pièces No.	FIG. KEY Réf No.
2500-336-004-00	11 3		26 3		36 17
2500-336-006-00	9 3		28 3	2500-623-220-00	35 2
	10 10		30 4		36 2
	11 10	2500-510-011-00	26 1	2500-623-230-20	35 11
2500-336-260-00	10 8		28 1	2500-623-230-30	35 11A
	11 8		30 1		35 11B
2500-401-006-00	16 6	2500-510-013-00	27 8	2500-623-260-00	36 5
	16 10		29 2	2500-623-270-00	35 3
	17 6		30 5	2500-623-290-10	35 12
	19 6		30 24	2500-623-290-20	35 12A
2500-420-003-00	18 3		31 2	2500-623-530-00	36 18
2500-501-002-10	20 2	2500-510-015-00	27 13A	2500-901-013-00	37 14
	30 21	2500-510-051-10	26 5	2500-901-014-20	37 9
	31 14		27 10	2500-901-014-30	37 9A
2500-501-019-00	20 5		29 3	2500-901-015-20	37 10
	24 2		30 7	2500-901-015-30	37 10A
	25 2		30 25	2500-901-016-20	37 11
2500-501-022-00	20 6		31 3	2500-901-017-10	38 9
	21 7	2500-510-220-00	26 4	2500-901-017-20	38 9A
	22 12		30 6	2500-901-018-00	37 8
	23 7	2500-510-240-00	27 9	2500-901-018-10	37 8A
	24 3	2500-510-240-10	27 9A	2500-901-018-20	37 8B
	25 3		30 8	2500-901-018-30	37 8C
2500-502-003-00	22 4		31 4	2500-901-021-00	37 5
2500-502-004-00	22 13	2500-510-410-00	27 11	2500-901-025-00	37 15
2500-502-005-10	22 14	2500-510-410-10	27 11A	2500-901-025-10	37 15A
2500-502-005-20	22 14A	2500-515-001-00	30 19	2500-901-025-20	37 15B
2500-502-008-00	22 2		31 12	2500-901-026-00	37 12
2500-502-200-10	22 1	2500-515-230-10	30 2		37 18
2500-510-001-10	26 8		30 23	2500-901-027-00	37 13
	28 7	2500-520-001-10	32 1	2500-907-014-00	37 16
	30 11		33 1	2500-907-015-00	37 17
2500-510-002-00	22 15	2500-520-002-10	32 2	2500-930-001-00	39 1
	26 9	2500-520-003-10	32 3	2500-930-002-00	39 2
	28 8		33 3	2500-931-001-00	39 5
	30 12	2500-520-006-00	32 5	2500-931-210-00	39 3
2500-510-003-00	27 12	2500-520-007-00	32 6	2500-932-210-00	39 10
2500-510-003-10	27 12A	2500-560-230-20	30 2A	2500-991-001-20	39 9B
2500-510-005-00	26 2	2500-623-200-40	35 1	2503-220-001-10	3 5
	28 2		36 1	2503-230-002-00	3 9
	30 3	2500-623-200-50	35 14	2503-302-201-10	4 1
2500-510-006-00	4 6		36 1A	2503-302-202-10	4 2
	6 11	2500-623-201-00	35 15	2503-302-203-10	4 3
	7 2		36 3	2503-302-204-10	4 4
	14 2	2500-623-210-10	35 10	2503-303-001-00	5 3

PART CODE Pièces No.	FIG. KEY Réf No.	PART CODE Pièces No.	FIG. KEY Réf No.	PART CODE Pièces No.	FIG. KEY Réf No.
2503-303-003-20	5 4	2503-376-013-40	15 3		23 6
2503-303-003-30	5 4A	2503-376-015-10	15 15	2503-501-021-10	21 1
2503-303-200-20	5 1	2503-376-220-60	15 11		23 1
	12 1	2503-376-220-70	15 11A	2503-501-210-10	20 1
2503-310-001-20	6 1	2503-376-230-40	15 12	2503-501-210-20	20 1A
2503-310-003-30	6 7	2503-376-230-50	15 12A	2503-502-002-00	22 3
2503-310-210-00	6 2	2503-376-240-00	15 1	2503-505-210-00	24 1
2503-311-004-00	7 18	2503-376-250-00	15 2	2503-505-210-10	24 1A
	14 22	2503-401-007-20	16 2	2503-509-210-10	25 1
2503-311-005-20	7 10		17 2	2503-509-210-20	25 1A
2503-311-005-30	7 10A		19 2	2503-510-003-20	27 2
2503-311-006-10	7 13	2503-401-007-30	16 2A		30 13
2503-311-007-20	7 14		17 2A		31 5
2503-311-009-20	7 16		19 2A	2503-510-004-20	27 3
2503-311-011-30	7 17	2503-401-011-20	16 1		30 14
2503-311-017-00	7 12	2503-401-011-30	16 1A		31 6
2503-312-003-10	8 1		17 1	2503-510-230-10	27 1
2503-312-008-00	8 2		19 1		31 1
2503-312-009-10	8 3	2503-401-011-40	16 1B	2503-511-210-00	29 1
2503-326-002-10	9 2		17 1A	2503-519-007-00	28 4
2503-326-004-00	9 7		19 1A	2503-607-200-10	34 1
2503-326-005-00	9 8	2503-401-012-10	16 5	2503-607-300-10	34 2
2503-326-006-00	9 9		17 5	2503-607-300-20	34 2A
2503-326-013-00	9 12		19 5	2503-901-001-00	37 1
	10 4	2503-401-200-10	16 7		38 1
2503-326-221-00	9 1	2503-409-014-00	17 7	2503-901-002-00	37 2
2503-326-221-10	9 1A	2503-420-002-00	18 2		38 2
2503-326-300-00	9 7A	2503-420-004-10	18 4	2503-901-004-00	37 3
2503-326-350-00	9 8A	2503-420-200-00	18 1		38 3
2503-329-001-00	10 1	2503-451-004-30	19 10	2503-901-005-00	37 4
2503-329-200-10	10 2	2503-451-004-40	19 10	2503-901-008-00	37 6
2503-329-210-00	10 3	2503-451-004-50	19 10A		38 7
2503-336-200-00	11 1	2503-451-005-30	19 11	2503-901-021-00	38 8
2503-336-210-00	11 2	2503-451-005-40	19 11	2503-901-021-10	38 8A
2503-353-001-00	12 3	2503-451-005-50	19 11A	2503-909-005-00	38 4
2503-360-002-40	13 5	2503-451-006-00	19 12	2503-909-007-00	38 6
2503-360-003-20	13 9	2503-451-210-00	19 7	2503-909-007-10	38 6A
2503-360-005-10	13 13	2503-451-210-10	19 7A	2503-951-005-00	38 5
2503-360-200-50	13 1	2503-451-220-00	19 8	2503-990-001-00	39 11
2503-361-005-20	14 8	2503-451-220-10	19 8A	2503-991-001-10	39 9
2503-361-006-40	14 18	2503-501-003-20	21 2	2503-991-001-20	39 9A
2503-361-009-50	14 20		22 7	3560-203-016-00	15 4
2503-361-009-60	14 20A		23 2	3659-836-202-00	35 16
2503-361-011-10	14 21	2503-501-005-00	21 6		36 4
2503-361-017-00	14 17		22 16	3737-172-011-00	1 4

1636-098-100-00

PART CODE Pièces No.	FIG. KEY Réf No.	PART CODE Pièces No.	FIG. KEY Réf No.	PART CODE Pièces No.	FIG. KEY Réf No.
3740-162-005-00	16 3 17 3 19 3 26 6 28 5		15 8 21 4 22 6 22 9 23 4		
3747-342-002-00 3768-172-008-00 3908-170-020-00	30 9 9 10A 16 8 16 9 5 8	V401-160-010-00	27 5 30 16 31 8 1 5 3 8		
J910-000-200-00 V111-164-000-60 V200-260-502-00	37 7 35 8 36 8 7 7 14 5A	V411-260-006-00 V411-260-008-00	5 6 19 14 31 16 2 5 5 7		
V200-260-601-00 V203-361-002-00 V203-361-003-00 V210-160-601-00 V210-360-601-00	31 15 3 7 39 4 20 3 20 3A	V600-150-600-20	11 11 21 5 22 10 23 5 15 14		
V210-360-601-20 V210-360-604-00 V301-260-005-00	35 9 36 15 13 11 7 8 14 6	V600-150-620-10 V704-140-012-00 V704-140-014-00	10 9 11 9 15 14A 10 13 27 7		
V304-260-008-00 V304-260-010-00	36 16 9 5 11 13 22 5 1 6	V704-140-020-00 V710-140-007-00	30 18 31 10 4 5 14 14 27 13		
V340-120-006-00	39 8 19 15 20 4 30 22 31 17	V744-115-250-70	6 9 13 3 13 6		
V341-120-008-00	21 3 22 8 23 3 27 6 30 17				
V401-160-004-00 V401-160-008-00	31 9 35 6 36 9 9 6 11 12				

DESCRIPTION	FIG. KEY	DESCRIPTION	FIG. KEY
6 21ANGED	6 29	COVER	1 11
0 RING	4 5	COVER	6 1
0-RING	1 38	COVER	5 1
ARM	1 14	COVER	5 3
ARM-ASSY	7 17	COVER-CRANKCASE	1 15
ARM-PIVOT	7 18	COVER-LOWER	5 2
ARM-PIVOT	7 32	COVER-LOWER	5 2A
ARM-ROCKER	3 4	COVER-MUFFLER	10 10
BOLT	8 16	COVER-UPPER	5 1A
BOLT	7 21	COVER-UPPER	5 1B
BOLT	10 16	CAMSHAFT-COMP	3 11
BOLT	3 17	CAMSHAFT-COMP	3 18
BOLT-5X18	7 7	CAP-AIR FILTER	10 2
BOLT-CONNECTING ROD	2 11	CAP-AIR FILTER	10 2A
BOLT-FLANGED	1 30	CAP-ASSY-TANK	11 1
BOLT-FLANGED	5 11	CAP-GRIP	12 8
BOLT-FLANGED	1 31	CAP-SPARK PLUG	6 23
BOLT-FLANGED	11 17	CAP-SPARK PLUG	6 4
BOLT-FLANGED	7 13	CARBURETOR-ASSY	8 5
BOLT-FLANGED	1 32	CARBURETOR-ASSY.	9 4
BOLT-FLANGED	5 12	CASE-ROCKER	1 6
BOLT-FLANGED	6 18	CHAMBER-FLOAT	8 6
BOLT-FLANGED	1 33	CHAMBER-FLOAT	9 6
BOLT-FLANGED	1 34	CLAMP	6 27
BOLT-STUD	10 19	CLAMP	11 21
BOLT-UPSET	6 17	CLAMP	11 11
BOLT-UPSET-WP	10 20	CLAMP	7 8
BOLT-UPSET-WSP	1 35	CLAMP	11 14
BOLT-UPSET-WSP	7 28	CLAMP	11 22
BEARING-BALL	1 37	CLAMP	11 15
BEARING-BALL	1 45	CLAMP	6 16
BOLT	7 33	CLAMP	11 16
BOLT	9 18	COLLAR	9 21
BOLT-FLANGED	10 27	COLLAR	9 22
BOLT-FLANGED	11 23	COLLAR	9 27
BOLT-FLANGED	1 48	COVER	5 13
BRACKET	10 6	COVER-CRANKCASE	1 40
COIL-ASSY-IGNITION	6 7	CRANKCASE-COMP	1 17
COIL-ASSY-IGNITION	6 7A	CRANKCASE-COMP	1 18
COIL-ASSY-IGNITION	6 8	CRANKCASE-COMP	1 41
COLLAR	8 20	CRANKSHAFT	2 19
COLLAR	8 21	CRANKSHAFT	2 8
COLLAR	8 3	DECOMPRESSOR	3 12
COLLAR	7 10	DECOMPRESSOR	3 12A
COLLAR-6X13X2.3	7 9	ELEMENT BREATHER	11 3

DESCRIPTION	FIG. KEY	DESCRIPTION	FIG. KEY
ELEMENT-AIR FILTER	10 4	HOLDER-RECOIL	12 3
ELEMENT-AIR FILTER	10 5	HEAD-COMP-CYLINDER	1 39
ELEMENT-ASSY	10 3	HEAD-COMP-CYLINDER	1 2
ELEMENT-BREATHER	11 20	IGNITER	6 3
FILLER	4 4	IGNITER	6 3A
FILTER-COMP	11 7	INSULATOR	6 2
FILTER-FUEL	11 9	INSULATOR	8 30
FILTER-FUEL	11 5	INSULATOR	9 3
FLOAT	8 9	JET-AIR 0.9	8 10
FLOAT	9 13	JET-MAIN 68.8	8 24
FLYWHEEL-COMP	6 9	JET-MAIN, #68.8	9 24
FLYWHEEL-COMP	6 10	JET-PILOT 45	8 25
FLYWHEEL-COMP	6 30	JET-PILOT, #38.8	9 25
GOVERNOR-ASSY	7 20	KEY	6 14
GASKET	8 1	KEY	2 13
GASKET	8 2	LABEL-MANUAL	13 1
GASKET	11 2	LABEL-MANUAL	13 2
GASKET	9 9	LABEL-MANUAL	13 3
GASKET	9 10	LEVER	7 2
GASKET HEAD	1 1	LEVER	7 3
GASKET, CARBURETOR	9 1	LEVER	11 6
GASKET, INSULATOR	9 2	LINK	7 31
GASKET, MUFFLER	10 23	LINK	7 16
GASKET-OIL GAUGE	4 1	LINK-CHOKE	7 15
GASKET-COVER	1 3	LINK-CHOKE	7 30
GASKET-COVER	1 3A	MUFFLER-COMP	10 9
GASKET-CARBURETOR	8 28	NOZZLE-MAIN	8 15
GASKET-CRANKCASE	1 4	NOZZLE-MAIN, #2A	9 17
GASKET-CRANKCASE	1 4A	NUT	7 34
GASKET-INSULATOR	8 29	NUT	5 5
GASKET-INTAKE PIPE	10 1	NUT	7 24
GASKET-INTAKE PIPE	10 1A	NUT	10 13
GASKET-MUFFLER	10 7	NUT	7 5
GASKET-ROCKER	1 5	NUT	3 8
GAUGE-OIL	4 3	NUT	3 10
GEAR-HELICAL	2 14	NUT-6MM	5 6
GEAR-HELICAL	1 19	NUT-HEX	6 20
GEAR-HELICAL	1 42	NUT-HEX-FINE	6 21
GROMMET	5 9	PANEL-ASSY-CONTROL	7 1
GRIP-RECOIL STARTER	12 6	PANEL-ASSY-CONTROL	7 1A
GROMMET	5 15	PANEL-CONTROL	7 4
GUIDE	3 6	PANEL-CONTROL	7 4A
GUIDE	11 4	PAWL-RECOIL STARTER	12 4
GUIDE	4 2	PIN	9 23
GUIDE-ROPE	12 2	PIN	1 21

DESCRIPTION	FIG. KEY	DESCRIPTION	FIG. KEY
PIN	8 23	SCREW-5X18	12 11
PIN	3 13	SCREW-5X8	1 20
PIN	3 14	SCREW-5X8	10 11
PIN	3 15	SCREW-PAN	8 13
PIN-DOWEL	1 36	SCREW-PAN	7 14
PIN-PISTON	2 2	SCREW-PAN	10 21
PIN-SNAP	7 29	SCREW-PAN+-	9 29
PIPE-INTAKE	10 8	SCREW-PAN-WP	11 18
PISTON-ENGINE	2 1	SCREW-PAN-WP	6 19
PISTON-ENGINE L-0. 25	2 6	SCREW-PILOT AIR	9 5
PISTON-ENGINE L-0. 50	2 7	SEAL	9 30
PISTON-ENGINE 0. 75	2 18	SEAL	11 13
PLATE	1 9	SEAL	8 27
PLATE	1 10	SEAL-OIL	1 22
PLUG	1 25	SEAL-OIL	1 23
PLUG	1 26	SEAL-OIL	1 46
PLUG-SPARK, BP5ES (NGK)	6 28	SEAL-OIL	1 47
PLUG-SPARK-BP6ES	6 15	SHAFT	1 7
PULLEY-STARTING	12 15	SHAFT	1 8
ROD-ASSY-CONNECTING	2 9	SHAFT-CARBURETOR	8 11
ROD-ASSY-CONNECTING	2 10	SHAFT-CARBURETOR	8 12
ROD-PUSH	3 7	SHAFT-CARBURETOR, CH	9 15
ROPE-3. 8X1600	12 10	SHAFT-CARBURETOR, TH	9 14
REEL-RECOIL-STARTER	12 9	SLEEVE	7 36
RETAINER-SPRING	12 5	SLEEVE	7 19
RETAINER-VALVE	3 3	SLINGER-OIL	1 16
RING-SET-PISTON	2 3	SPACER-6. 2X7. 8X17	5 7
RING-SET-PISTON	2 3A	SPACER-6. 2X7. 8X22	5 8
RING-SET-PISTON L	2 4	SPACER-6. 2X7. 8X8	10 14
RING-SET-PISTON L	2 5	SPRING	9 8
RING-SET-PISTON 0. 25	2 16	SPRING	9 26
RING-SET-PISTON 0. 50	2 17	SPRING	7 35
RING-SET-PISTON 0. 75	2 15	SPRING	8 26
RING-SNAP	2 20	SPRING	3 16
RING-SNAP	8 22	SPRING	12 14
RING-SNAP	2 12	SPRING	7 11
SCREW	9 7	SPRING	7 25
SCREW	9 19	SPRING	7 26
SCREW	8 17	SPRING	7 12
SCREW	8 18	SPRING, RECOIL	12 16
SCREW	10 24	SPRING-ENGINE VALVE	3 9
SCREW	8 19	SPRING-LINK	7 23
SCREW	9 20	SPRING-RECOIL	12 13
SCREW	11 8	SPRING-RETURN	12 7
SCREW	10 12	STARTER-RECOIL	12 1

DESCRIPTION	FIG. KEY	DESCRIPTION	FIG. KEY
STUD	5 4	WASHER-6X12X1.6	1 29
TOOL-DRIVER	14 2	WASHER-6X19X1.2	7 6
TOOL-WRENCH-19X21	14 3	WASHER-7X21X2.3	10 17
TOOLKIT	14 1	WASHER-PLAIN	10 22
TANK-COMP-FUEL	11 10	WIRE-LEAD	6 25
TAPPET	3 5	WIRE-LEAD	6 11
TERMINAL	6 24	WIRE-LEAD	6 11A
TERMINAL	6 5	WIRE-LEAD	6 12
TERMINAL	6 6		
TOOL KIT	14 4		
TOOL-DRIVER	14 5		
TOOL-WRENCH, 19x21	14 6		
TUBE	1 24		
TUBE	10 15		
TUBE	11 12		
TUBE, 5x8x125	9 28		
TUBE-4X7X125	8 4		
TUBE-BRAID	11 19		
VALVE	1 12		
VALVE	1 13		
VALVE	8 14		
VALVE, CHOKE	9 16		
VALVE-EXHAUST	3 2		
VALVE-FLOAT	8 8		
VALVE-FLOAT	9 12		
VALVE-INTAKE	3 1		
VALVE-THROTTLE 110	8 7		
VALVE-THROTTLE, #110	9 11		
W-PLAIN-S	6 22		
W-PLAIN-S	7 38		
WASHER	10 25		
WASHER	6 26		
WASHER	7 37		
WASHER	1 43		
WASHER	7 22		
WASHER	6 13		
WASHER	1 44		
WASHER	5 14		
WASHER	10 26		
WASHER-25X42X1.0	1 27		
WASHER-5X12.8X1.2	12 12		
WASHER-5X16X0.8	1 28		
WASHER-6.5X11.5X2.0	7 27		
WASHER-6.5X18X2.0	5 10		
WASHER-6.5X18X2.0	10 18		

ALPHABETICAL INDEX FC150V-AB03.FB03.GB03

DESCRIPTION	FIG. KEY	DESCRIPTION	FIG. KEY
6 21ANGED	6 18	CAP, AIR FILTER	11 28
ARM	1 14	CAP, GRIP	13 3
ARM-ASSY	8 3	CAP-ASSY-TANK	12 3
ARM-PIVOT	8 4	CAP-SPARK PLUG	6 4
ARM-PIVOT	8 30	CAP-SPARK PLUG	7 4
ARM-ROCKER	3 4	CARBURETOR-ASSY.	9 4
ARM-ROCKER	3 4A	CARBURETOR-ASSY.	10 1
BEARING-BALL	1 47	CASE-ROCKER	1 6
BEARING-BALL	1 24	CHAMBER-FLOAT	9 6
BOLT	8 9	CHAMBER-FLOAT	10 2
BOLT	7 22	CLAMP	6 13
BOLT	7 23	CLAMP	12 12
BOLT	7 24	CLAMP	6 14
BOLT	9 18	CLAMP	12 13
BOLT	10 11	CLAMP	8 12
BOLT	8 21	CLAMP	12 15
BOLT	11 18	CLAMP	12 16
BOLT	3 16	CLAMP	7 20
BOLT	8 31	CLAMP	12 21
BOLT 6X35	14 13	CLAMP	12 20
BOLT, CONNECTING ROD	2 13	CLAMP	7 21
BOLT-FLANGED	1 29	COIL CHARGING	6 10
BOLT-FLANGED	5 12	COIL-ASSY-IGNITION	6 7
BOLT-FLANGED	12 17	COIL-ASSY-IGNITION	7 7
BOLT-FLANGED	1 30	COIL-ASSY-IGNITION	7 8
BOLT-FLANGED	1 44	COIL-CHARGING	7 12
BOLT-FLANGED	12 22	COIL-CHARGING	7 13
BOLT-FLANGED	1 31	COLLAR	9 21
BOLT-FLANGED	8 17	COLLAR	9 22
BOLT-FLANGED	1 32	COLLAR	10 15
BOLT-FLANGED	5 13	COLLAR	10 16
BOLT-FLANGED	6 19	COLLAR	9 27
BOLT-FLANGED	13 22	COLLAR	10 23
BOLT-FLANGED	1 33	COLLAR	8 15
BOLT-FLANGED	1 34	COLLAR, 6x13x2. 3	8 14
BOLT-FLANGED	11 27	CONNECTOR-CORD	14 7
BOLT-STUD	11 20	COVER	1 11
BOLT-UPSET-WP	11 21	COVER	5 1
BOLT-UPSET-WSP	1 35	COVER	6 1
BOLT-UPSET-WSP	8 27	COVER	7 1
BRACKET	11 7	COVER	5 2
BRACKET	11 7A	COVER	5 15
CAMSHAFT-COMP	3 9	COVER	5 15A
CAMSHAFT-COMP	3 18	COVER, LOWER	5 3
CAP, AIR FILTER	11 3	COVER, LOWER	5 14

FC150V-AB03, FB03, GB03

DESCRIPTION	FIG. KEY	DESCRIPTION	FIG. KEY
COVER, UPPER	5 18	GASKET, OIL GAUGE	4 1
COVER, UPPER	5 19	GASKET, ROCKER CASE	1 5
COVER-ASSY STARTER	14 3	GASKET-HEAD	1 1
COVER-CRANKCASE	1 15	GAUGE	4 3
COVER-CRANKCASE	1 38	GEAR-HELICAL	2 14
COVER-MUFFLER	11 10	GEAR-HELICAL	1 19
CRANKCASE-COMP	1 18	GOVERNOR-ASSY	8 20
CRANKCASE-COMP	1 39	GOVERNOR-ASSY	8 40
CRANKCASE-COMP	1 17	GRIP, RECOIL STARTER	13 8
CRANKSHAFT	2 10	GROMMET	5 11
CRANKSHAFT	2 20	GROMMET	5 17
DECOMPRESSOER	3 10	GROMMET	6 17
DECOMPRESSOR	3 10A	GROMMET	7 19
DECOMPRESSOR	3 10B	GUIDE	3 6
ELEMENT-AIR FILTER	11 5	GUIDE	12 1
ELEMENT-AIR FILTER	11 6	GUIDE	4 2
ELEMENT-ASSY-AIR FIL	11 4	GUIDE, ROPE	13 4
ELEMENT-BREATHER	12 5	HEAD-COMP-CYLINDER	1 2
ELEMENT-BREATHER	12 6	HEAD-COMP-CYLINDER	1 48
FILLER	4 4	HOLDER, RECOIL	13 5
FILTER-COMP	12 10	IGNITER	6 3
FILTER-FUEL	12 7	IGNITER	7 3
FILTER-FUEL	12 8	INSULATOR	6 2
FLOAT	9 13	INSULATOR	7 2
FLOAT	10 5	INSULATOR	9 3
FLYWHEEL-ASSY	7 9	INSULATOR	10 28
FLYWHEEL-COMP	6 8	JET-AIR, #0.9	10 6
GASKET	10 26	JET-MAIN, #68.8	9 24
GASKET	10 27	JET-MAIN, #68.8	10 19
GASKET	1 3	JET-PILOT, #38.8	9 25
GASKET	1 4	JET-PILOT, #45	10 20
GASKET	12 4	KEY	6 15
GASKET	1 49	KEY	7 16
GASKET	1 50	KEY	2 16
GASKET	9 9	LABEL-MANUAL	15 1
GASKET	9 10	LABEL-MANUAL	15 2
GASKET STARTER	14 2	LABEL-MANUAL	15 3
GASKET, CARBURETOR	9 1	LABEL-MANUAL	15 4
GASKET, CARBURETOR	10 29	LEVER	8 6
GASKET, INSULATOR	9 2	LEVER	8 7
GASKET, INSULATOR	10 30	LEVER	12 9
GASKET, INTAKE PIPE	11 1	LINK	8 2
GASKET, INTAKE PIPE	11 1A	LINK	8 34
GASKET, MUFFLER	11 2	LINK-CHOKE	8 1
GASKET, MUFFLER	11 23	LINK-CHOKE	8 38

DESCRIPTION	FIG. KEY	DESCRIPTION	FIG. KEY
MOTOR-ELECTRIC	14 4	PLUG	1 28
MUFFLER-COMP	11 9	PLUG	1 45
NOZZLE-MAIN, #2A	9 17	PLUG-SPARK, BP5ES(NGK)	6 16
NOZZLE-MAIN, #2A	10 10	PLUG-SPARK, BP6ES(NGK)	7 17
NUT	8 10	PLUG-SPARK, BP6ES(NGK)	7 18
NUT	5 6	PULLEY-STARTING	13 1
NUT	8 22	REEL, RECOIL STARTER	13 9
NUT	11 13	RETAINER-SPRING	13 7
NUT	13 20	RETAINER-VALVE SP	3 3A
NUT	14 11	RETAINER-VALVE SPRIN	3 3
NUT	8 32	RING-SET-PISTON	2 3
NUT	3 15	RING-SET-PISTON	2 17
NUT, 6MM	3 14	RING-SET-PISTON 0.25	2 5
NUT, 6MM	5 7	RING-SET-PISTON 0.25	2 18
NUT-HEX	6 22	RING-SET-PISTON 0.50	2 6
NUT-HEX	7 27	RING-SET-PISTON 0.50	2 19
NUT-HEX-FINE	6 23	RING-SET-PISTON 0.75	2 4
NUT-HEX-FINE	7 28	RING-SNAP	2 15
O RING	1 37	RING-SNAP	10 17
O RING	4 5	RING-SNAP	2 21
PANEL-ASSY-CONTROL	8 5	ROD-ASSY U/S=0.50	2 12
PANEL-ASSY-CONTROL	8 39	ROD-ASSY-CONNECTING	2 11
PANEL-CONTROL	8 8	ROD-PUSH	3 7
PANEL-CONTROL	8 41	ROPE, 3.8x1600	13 10
PAWL, RECOIL STARTER	13 6	SCREW	6 11
PIN	9 23	SCREW	9 7
PIN	1 23	SCREW	9 19
PIN	10 18	SCREW	7 25
PIN	3 11	SCREW	10 12
PIN	3 17	SCREW	10 13
PIN	3 12	SCREW	11 11
PIN-DOWEL	1 36	SCREW	9 20
PIN-DOWEL	13 23	SCREW	10 14
PIN-DOWEL	14 14	SCREW	12 11
PIN-PISTON	2 2	SCREW	7 14
PIN-SNAP	8 29	SCREW	11 24
PIPE-INTAKE	11 8	SCREW 5X32	14 8
PISTON-ENGINE	2 1	SCREW, 5x18	13 11
PISTON-ENGINE 0.75	2 7	SCREW, 5x8	1 20
PISTON-ENGINE L, 0.25	2 8	SCREW, 5x8	11 12
PISTON-ENGINE L, 0.50	2 9	SCREW-PAN	11 19
PLATE	1 9	SCREW-PAN+-	9 29
PLATE	1 10	SCREW-PAN+-	10 25
PLATE	1 51	SCREW-PAN+-	8 18
PLATE	1 52	SCREW-PAN-WP	6 20

FC150V-AB03. FB03. GB03

DESCRIPTION	FIG. KEY	DESCRIPTION	FIG. KEY
SCREW-PAN-WP+-	12 18	STUD	5 5
SCREW-PAN-WP+-	6 21	TANK-COMP-FUEL	12 2
SCREW-PAN-WP+-	7 26	TAPPET	3 5
SCREW-PAN-WS-CROS	14 9	TERMINAL	6 6
SCREW-PAN-WS-CROS	14 10	TERMINAL	7 5
SCREW-PILOT AIR	9 5	TERMINAL	7 6
SEAL	12 24	TERMINAL	6 5
SEAL	10 22	TOOL KIT	16 1
SEAL-OIL	1 25	TOOL KIT	16 4
SEAL-OIL	1 26	TOOL-DRIVER	16 2
SEAL-OIL	1 42	TOOL-DRIVER	16 5
SEAL-OIL	1 43	TOOL-WRENCH, 19x21	16 3
SHAFT	1 7	TOOL-WRENCH, 19x21	16 6
SHAFT	1 8	TUBE	1 27
SHAFT-CARBURETOR, CH	9 15	TUBE	11 17
SHAFT-CARBURETOR, CH	10 8	TUBE	13 21
SHAFT-CARBURETOR, TH	9 14	TUBE	14 12
SHAFT-CARBURETOR, TH	10 7	TUBE	12 14
SLEEVE	8 19	TUBE, 4x7x125	10 24
SLEEVE	8 35	TUBE, 5x8x125	9 28
SLINGER-OIL	1 16	TUBE-4. 8X10. 3X415	12 23
SPACER, 6. 2x7. 8x17	5 9	TUBE-BRAID L=405MM	12 19
SPACER, 6. 2x7. 8x22	5 10	VALVE	1 12
SPACER, 6. 2x7. 8x8	11 16	VALVE	1 13
SPRING	9 8	VALVE	1 53
SPRING	9 26	VALVE	1 54
SPRING	8 13	VALVE, CHOKE	9 16
SPRING	10 21	VALVE, CHOKE	10 9
SPRING	3 13	VALVE-EXHAUST	3 2
SPRING	13 14	VALVE-FLOAT	9 12
SPRING	8 16	VALVE-FLOAT	10 4
SPRING	8 25	VALVE-INTAKE	3 1
SPRING	8 26	VALVE-THROTTLE, #110	9 11
SPRING	8 33	VALVE-THROTTLE, #110	10 3
SPRING, LINK	8 24	W-PLAIN-S	6 24
SPRING, RECOIL	13 13	W-PLAIN-S	7 29
SPRING, RECOIL	13 16	W-PLAIN-S	8 28
SPRING, RETURN	13 15	W-PLAIN-S	8 37
SPRING-ENGINE VALVE	3 8	WASHER	11 14
SRARTER-ELECTRIC	14 1	WASHER	6 12
STARTER-ELECTRIC	13 17	WASHER	8 23
STARTER-ELECTRIC	13 18	WASHER	1 21
STARTER-RECOIL	13 2	WASHER	8 36
STUD	5 4	WASHER	7 15
STUD	5 14	WASHER	1 22

ALPHABETICAL INDEX

FC150V-EB05

DESCRIPTION	FIG. KEY	DESCRIPTION	FIG. KEY
ARM	1 14	CLAMP	10 15
ARM-ASSY	7 3	CLAMP	10 16
ARM-PIVOT	7 4	CLAMP	6 16
ARM-ROCKER	3 4	COIL-ASSY-IGNITION	6 9
BAND-BRAKE	12 2	COLLAR	8 21
BEARING-BALL	1 36	COLLAR	8 22
BOLT	8 18	COLLAR	8 29
BOLT	7 21	COLLAR	7 13
BOLT	9 16	COLLAR, 6x13x2.3	7 12
BOLT	3 15	COVER	1 11
BOLT, 5x18	7 16	COVER	6 2
BOLT, CONNECTING ROD	2 11	COVER	6 3
BOLT-FLANGED	1 29	COVER	5 3
BOLT-FLANGED	5 12	COVER, LOWER	5 2
BOLT-FLANGED	12 8	COVER, UPPER	5 1
BOLT-FLANGED	1 30	COVER-CRANKCASE	1 15
BOLT-FLANGED	10 18	COVER-MUFFLER	9 10
BOLT-FLANGED	7 17	CRANKCASE-COMP	1 17
BOLT-FLANGED	1 31	CRANKSHAFT	2 8
BOLT-FLANGED	5 13	DECOMPRESSOER	3 10
BOLT-FLANGED	6 19	ELEMENT-AIR FILTER	9 3
BOLT-FLANGED	1 32	ELEMENT-AIR FILTER	9 4
BOLT-FLANGED	1 33	ELEMENT-ASSY-AIR FIL	9 2
BOLT-STUD	9 19	ELEMENT-BREATHER	10 10
BOLT-UPSET	6 17	FILLER	4 4
BOLT-UPSET-WP	9 20	FILTER-COMP	10 5
BOLT-UPSET-WSP	1 34	FILTER-FUEL	10 2
BOLT-UPSET-WSP	7 28	FILTER-FUEL	10 3
BOLT-UPSETED	6 18	FLOAT	8 12
BOLT/5X18	12 7	FLYWHEEL-COMP	6 10
BRACKET	12 1	GASKET	8 5
BRACKET	9 5	GASKET	8 6
CAMSHAFT-COMP	3 9	GASKET	10 9
CAP, AIR FILTER	9 1	GASKET, CARBURETOR	8 1
CAP, GRIP	11 3	GASKET, COVER	1 5
CAP-ASSY-TANK	10 8	GASKET, CRANKCASE COV	1 6
CAP-SPARK PLUG	6 7	GASKET, INSULATOR	8 2
CARBURETOR-ASSY.	8 4	GASKET, INTAKE PIPE	9 7
CASE-ROCKER	1 4	GASKET, MUFFLER	9 6
CHAMBER-FLOAT	8 7	GASKET, OIL GAUGE	4 1
CIRCLIP-TYPE-E	12 10	GASKET, ROCKER CASE	1 3
CLAMP	10 11	GASKET-HEAD	1 1
CLAMP	7 11	GAUGE	4 3
CLAMP	12 4	GEAR-HELICAL	2 12
CLAMP	10 14	GEARHELICAL	1 18

DESCRIPTION	FIG. KEY	DESCRIPTION	FIG. KEY
GOVERNOR-ASSY	7 20	PIN	12 5
GRIP, RECOIL STARTER	11 8	PIN COTTER	12 11
GROMMET	5 10	PIN-DOWEL	1 35
GUIDE	3 6	PIN-PISTON	2 4
GUIDE	10 1	PIN-SNAP	7 29
GUIDE	4 2	PIPE-INTAKE	9 8
GUIDE, ROPE	11 4	PISTON-ENGINE	2 1
HEAD-COMP-CYLINDER	1 2	PISTON-ENGINE L, C. 25	2 2
HOLDER, RECOIL	11 5	PISTON-ENGINE L, C. 50	2 3
IGNITER	6 6	PLATE	6 1
INSULATOR	6 4	PLATE	1 9
INSULATOR	6 5	PLATE	1 10
INSULATOR	8 3	PLUG	1 24
JET-AIR, #0. 9	8 13	PLUG	1 25
JET-MAIN, #68. 8	8 25	PLUG-SPARK, BP5ES (NGK)	6 15
JET-PILOT, #45	8 26	PULLEY-STARTING	11 1
KEY	6 14	REEL, RECOIL STARTER	11 9
KEY	2 14	RETAINER-SPRING	11 7
LABEL-MANUAL	13 1	RETAINER-VALVE SPRIN	3 3
LABEL-MANUAL	13 2	RING-SET-PISTON	2 5
LEVER	7 6	RING-SET-PISTON 0. 25	2 6
LEVER	7 7	RING-SET-PISTON 0. 50	2 7
LEVER	10 4	RING-SNAP	8 23
LEVER-BRAKE	12 3	RING-SNAP	2 13
LINK	7 2	ROD-ASSY-CONNECTING	2 9
LINK-CHOKE	7 1	ROD-ASSY-CONNECTING,	2 10
MUFFLER-COMP	9 9	ROD-PUSH	3 7
NOZZLE-MAIN	8 17	ROPE, 3. 8x2000	11 10
NUT	5 6	SCREW	8 8
NUT	7 22	SCREW	8 19
NUT	9 13	SCREW	8 20
NUT	7 9	SCREW	10 6
NUT	3 14	SCREW	9 12
NUT, 6MM	3 13	SCREW, 5x18	11 11
NUT, 6MM	5 7	SCREW, 5x8	1 19
NUT-HEX	6 21	SCREW, 5x8	9 11
NUT-HEX-FINE	6 22	SCREW-PAN+-	8 31
O RING	1 37	SCREW-PAN+-	7 18
O RING	4 5	SCREW-PAN+-	9 21
PANEL-ASSY-CONTROL	7 5	SCREW-PAN-WP+-	10 19
PANEL-CONTROL	7 8	SCREW-PAN-WP+-	6 20
PAWL, RECOIL STARTER	11 6	SEAL	10 13
PIN	1 20	SEAL	8 28
PIN	8 24	SEAL-OIL	1 21
PIN	3 11	SEAL-OIL	1 22

FC150V-EB05

DESCRIPTION	FIG. KEY	DESCRIPTION	FIG. KEY
SHAFT	1 7	WASHER	7 23
SHAFT	1 8	WASHER	6 13
SHAFT-CARBURETOR, CH	8 15	WASHER, 5x12.8x1.2	11 12
SHAFT-CARBURETOR, TH	8 14	WASHER, 5x16x0.8	1 27
SLEEVE	7 19	WASHER, 6.5x11.5x2.0	7 27
SLINGER-OIL	1 16	WASHER, 6.5x18x2.0	5 11
SPACER, 6.2x7.8x17	5 8	WASHER, 6.5x18x2.0	9 18
SPACER, 6.2x7.8x22	5 9	WASHER, 6x12x1.6	1 28
SPACER, 6.2x7.8x8	9 14	WASHER, 6x19x1.2	7 10
SPRING	8 9	WASHER, 7x21x2.3	9 17
SPRING	8 27	WASHER-PLAIN	9 22
SPRING	3 12	WASHER/25X42X1.0	1 26
SPRING	11 14	WIRE-LEAD	6 11
SPRING	7 14	WIRE-LEAD	6 12
SPRING	7 25		
SPRING	7 26		
SPRING	7 15		
SPRING	12 6		
SPRING, LINK	7 24		
SPRING, RECOIL	11 13		
SPRING, RETURN	11 15		
SPRING-ENGINE VALVE	3 8		
STARTER-RECOIL	11 2		
STUD	5 4		
STUD	5 5		
TANK-COMP-FUEL	10 7		
TAPPET	3 5		
TERMINAL	6 8		
TOOL KIT	14 1		
TOOL-DRIVER	14 2		
TOOL-WRENCH, 19x21	14 3		
TUBE	1 23		
TUBE	9 15		
TUBE	10 12		
TUBE, 4.8x10.3x415	10 17		
TUBE, 4X7X125	8 30		
VALVE	8 16		
VALVE	1 12		
VALVE	1 13		
VALVE-EXHAUST	3 2		
VALVE-FLOAT	8 11		
VALVE-INTAKE	3 1		
VALVE-THROTTLE, #110	8 10		
W-PLAIN-S	6 23		
W-PLAIN-S	12 9		

ALPHABETICAL INDEX

FC150V-EC52

DESCRIPTION	FIG. KEY	DESCRIPTION	FIG. KEY
ARM-ASSY	7 3	COLLAR	7 15
ARM-PIVCT	7 4	COLLAR, 6x13x2.3	7 14
ARM-ROCKER	3 4	COVER	1 11
BEARING-BALL	1 20	COVER	5 1
BOLT	8 17	COVER	6 1
BOLT	7 21	COVER	5 6
BOLT	9 17	COVER, LOWER	5 2
BOLT	3 15	COVER, LOWER	5 5
BOLT, 5x18	7 9	COVER, UPPER	5 3
BOLT, CONNECTING ROD	2 13	COVER, UPPER	5 4
BOLT-FLANGED	6 14	COVER-CRANKCASE	1 14
BOLT-FLANGED	1 29	COVER-MUFFLER	9 11
BOLT-FLANGED	5 14	CRANKCASE-COMP	1 16
BOLT-FLANGED	1 30	CRANKCASE-COMP	1 17
BOLT-FLANGED	10 18	CRANKSHAFT	2 10
BOLT-FLANGED	7 17	DAMPER	11 17
BOLT-FLANGED	1 31	DECOMPRESSOR	3 10
BOLT-FLANGED	5 15	ELEMENT-AIR FILTER	9 4
BOLT-FLANGED	6 15	ELEMENT-AIR FILTER	9 5
BOLT-FLANGED	1 32	ELEMENT-ASSY-AIR FIL	9 3
BOLT-FLANGED	1 33	ELEMENT-BREATHER	10 5
BOLT-STUD	9 20	FILLER	4 4
BOLT-UPSET-WP	9 21	FILTER-COMP	10 9
BOLT-UPSET-WSP	1 34	FILTER-FUEL	10 6
BOLT-UPSET-WSP	7 27	FILTER-FUEL	10 7
BRACKET	9 6	FLOAT	8 12
CAMSHAFT-COMP	3 9	FLYWHEEL-COMP	6 8
CAP, AIR FILTER	9 1	GASKET	1 3
CAP, AIR FILTER	9 2	GASKET	10 4
CAP, GRIP	11 3	GASKET	8 4
CAP-ASSY-TANK	10 3	GASKET	8 5
CAP-SPARK PLUG	6 4	GASKET	1 23
CARBURETOR-ASSY.	8 3	GASKET, CARBURETOR	8 1
CASE-ROCKER	1 5	GASKET, COVER	1 6
CHAMBER-FLOAT	8 7	GASKET, CRANKCASE COV	1 7
CLAMP	10 11	GASKET, INSULATOR	8 2
CLAMP	7 12	GASKET, INTAKE PIPE	9 8
CLAMP	10 14	GASKET, MUFFLER	9 7
CLAMP	10 15	GASKET, OIL GAUGE	4 1
CLAMP	10 16	GASKET, ROCKER CASE	1 4
CLAMP	6 13	GASKET-HEAD	1 1
COIL-ASSY-IGNITION	6 7	GAUGE	4 3
COLLAR	8 20	GEAR-HELICAL	2 14
COLLAR	8 21	GOVERNOR-ASSY	7 20
COLLAR	8 27	GRIP, RECOIL STARTER	11 8

DESCRIPTION	FIG. KEY	DESCRIPTION	FIG. KEY
GROMMET	5 12	PIPE-INTAKE	9 9
GUIDE	3 6	PISTON-ENGINE	2 1
GUIDE	10 1	PISTON-ENGINE L, O. 25	2 8
GUIDE	4 2	PISTON-ENGINE L, O. 50	2 9
GUIDE, ROPE	11 4	PISTON-ENGINE LL, O. 7	2 7
HEAD-COMP-CYLINDER	1 2	PLATE	1 9
HOLDER, RECOIL	11 5	PLATE	1 10
IGNITER	6 3	PLUG	1 24
INSULATOR	6 2	PLUG	1 25
INSULATOR	8 30	PLUG	1 26
JET-MAIN, #68. 8	8 23	PLUG-SPARK, BP5ES(NGK)	6 12
JET-PILOT, #38. 8	8 24	PULLEY-STARTING	11 1
KEY	6 11	REEL, RECOIL STARTER	11 9
KEY	2 16	RETAINER-SPRING	11 7
LABEL-MANUAL	12 1	RETAINER-VALVE SPRIN	3 3
LABEL-MANUAL	12 2	RING-SET-PISTON	2 3
LABEL-MANUAL	12 3	RING-SET-PISTON L, O.	2 5
LEVER	7 6	RING-SET-PISTON L, O.	2 6
LEVER	7 7	RING-SET-PISTON LL, O	2 4
LEVER	10 8	RING-SNAP	2 15
LINK	7 2	ROD-ASSY-CONNECTING	2 11
LINK-CHOKE	7 1	ROD-ASSY-CONNECTING,	2 12
MUFFLER-COMP	9 10	ROD-PUSH	3 7
NOZZLE-MAIN, #2A	8 16	ROPE, 3. 8x2200	11 10
NUT	7 10	SCREW	8 8
NUT	5 8	SCREW	8 18
NUT	7 22	SCREW	8 19
NUT	9 14	SCREW	10 10
NUT	3 14	SCREW	9 13
NUT, 6MM	3 13	SCREW, 5x18	11 11
NUT, 6MM	5 9	SCREW, 5x8	1 18
NUT-HEX	6 17	SCREW, 5x8	9 12
NUT-HEX-FINE	6 18	SCREW-PAN+-	8 29
O RING	1 36	SCREW-PAN+-	7 18
O RING	4 5	SCREW-PAN+-	9 22
PANEL-ASSY-CONTROL	7 5	SCREW-PAN-WP+-	10 19
PANEL-CONTROL	7 8	SCREW-PAN-WP+-	6 16
PAWL, RECOIL STARTER	11 6	SCREW-PILOT AIR	8 6
PIN	8 22	SEAL	8 26
PIN	1 19	SEAL	10 13
PIN	3 11	SEAL-OIL	1 21
PIN	11 13	SHAFT	1 8
PIN-DOWEL	1 35	SHAFT-CARBURETOR, CH	8 14
PIN-PISTON	2 2	SHAFT-CARBURETOR, TH	8 13
PIN-SNAP	7 29	SLEEVE	7 19

DESCRIPTION	FIG. KEY	DESCRIPTION	FIG. KEY
SLINGER-OIL	1 15	WASHER, 6x12x1.6	1 28
SPACER, 6. 2x7. 8x17	5 10	WASHER, 6x19x1.2	7 11
SPACER, 6. 2x7. 8x22	5 11	WASHER, 7x21x2.3	9 18
SPACER, 6. 2x7. 8x8	9 15	WASHER-PLAIN	9 23
SPRING	8 9	WIRE-LEAD	6 9
SPRING	8 25		
SPRING	3 12		
SPRING	11 15		
SPRING	7 16		
SPRING	7 25		
SPRING	7 26		
SPRING	7 13		
SPRING, LINK	7 24		
SPRING, RECOIL	11 14		
SPRING, RETURN	11 16		
SPRING-ENGINE VALVE	3 8		
STARTER-RECOIL	11 2		
STUD	5 7		
TANK-COMP-FUEL	10 2		
TAPPET	3 5		
TERMINAL	6 6		
TERMINAL	6 5		
TOOL KIT	13 1		
TOOL-DRIVER	13 2		
TOOL-WRENCH, 19x21	13 3		
TUBE	4 22		
TUBE	9 16		
TUBE	10 12		
TUBE, 4. 8x10. 3x415	10 17		
TUBE, 5x8x125	8 28		
VALVE	1 12		
VALVE	1 13		
VALVE, CHOKE	8 15		
VALVE-EXHAUST	3 2		
VALVE-FLOAT	8 11		
VALVE-INTAKE	3 1		
VALVE-THROTTLE, #110	8 10		
W-PLAIN-S	6 19		
WASHER	6 10		
WASHER	7 23		
WASHER, 5x12. 8x1.2	11 12		
WASHER, 5x16x0.8	1 27		
WASHER, 6. 5x11. 5x2.0	7 28		
WASHER, 6. 5x18x2.0	5 13		
WASHER, 6. 5x18x2.0	9 19		

ALPHABETICAL INDEX

CHASSIS

DESCRIPTION	FIG. KEY	DESCRIPTION	FIG. KEY
ARM/CLUTCH	7 6	BOLT/SP	13 11
ARM/CLUTCH	14 4	BOLT/TAPPING/06X16	19 9
B. B. C. ASSY	2 1	BOLT/TAPPING/06X25	5 5
B. B. C. /5. 5PS ASSY	2 1A	BOLT/TAPPING/06X25	19 13
BAND/BATTERY	22 13	BOLT/TAPPING/6X12	16 6
BAND/WIRE/140	32 4	BOLT/TAPPING/6X12	16 10
BAND/WIRE/140	32 7	BOLT/TAPPING/6X12	17 6
BAND/WIRE/140	33 2	BOLT/TAPPING/6X16	2 14
BAND/WIRE/140	35 13	BOLT/TAPPING/6X16	5 2
BAND/WIRE/140	36 19	BOLT/TAPPING/6X16	6 6
BAR/WRENCH	39 2	BOLT/TAPPING/6X16	12 2
BATTERY SET	35 11	BOLT/TAPPING/6X25	6 12
BATTERY/5 SET	35 11A	BOLT/TAPPING/6X25	16 4
BATTERY/5 SET	35 11B	BOLT/TAPPING/6X25	17 4
BATTERY/J SET	36 18	BOLT/TAPPING/6X25	19 4
BEARING, RB/6201	10 9	BOLT/TAPPING/6X25	19 6
BEARING, RB/6201	11 9	BOLT/UNF3/8X31	2 10
BEARING, RB/U00098	9 9	BOLT/UNF3/8X38	3 3
BLADE/467	3 5	BOSS	3 1
BOLT	2 2	BRACKET/BATTERY COMP	22 1
BOLT	7 7A	BRACKET/F WHEEL/LH	11 1
BOLT	14 5A	BRACKET/F WHEEL/RH	11 2
BOLT	31 15	BRACKET/R WHEEL/LH	9 7
BOLT	39 4	BRACKET/R WHEEL/LH C	9 7A
BOLT, SP/M6X12	35 9	BRACKET/R WHEEL/LH C	10 2
BOLT/FLANGE/M10X30	1 3	BRACKET/R WHEEL/RH	9 8
BOLT/FLANGE/M05X20	7 7	BRACKET/R WHEEL/RH	10 3
BOLT/FLANGE/M06X25	12 4	BRACKET/R WHEEL/RH C	9 8A
BOLT/FLANGE/M10X30	1 2	BRACKET/ROLLER/LH CO	15 1
BOLT/FLANGE/M10X30	1 2A	BRACKET/ROLLER/RH CO	15 2
BOLT/FLANGE/M5X20	14 5	BUSH/10X12X20	6 3
BOLT/FLANGE/M8X35	22 4	BUSH/10X12X20	13 2
BOLT/FRANGE/M06X25	13 10	BUSH/14X20X11	27 8
BOLT/M10X1. 25X20	3 7	BUSH/14X20X11	29 2
BOLT/M10X55	39 5	BUSH/14X20X11	30 5
BOLT/M8X30	9 11	BUSH/14X20X11	30 24
BOLT/M8X30	10 6	BUSH/14X20X11	31 2
BOLT/M8X30	11 5	CABLE/BEC	2 12
BOLT/M8X30	15 7	CABLE/BRAKE	32 5
BOLT/M8X50	21 6	CABLE/CHANGE	32 2
BOLT/M8X50	22 16	CABLE/CLUTCH	32 3
BOLT/M8X50	23 6	CABLE/CLUTCH	33 3
BOLT/P	20 3	CABLE/THROTTLE	32 1
BOLT/SP	20 3A	CABLE/THROTTLE	33 1
BOLT/SP	36 15	CAM WASHER	15 9

DESCRIPTION	FIG. KEY	DESCRIPTION	FIG. KEY
CAM/DRIVE CLUTCH	7 4	COVER/MISSION	16 2A
CAM/DRIVE CLUTCH	14 10	COVER/MISSION	17 2A
CAM/RACHET	8 4	COVER/MISSION	19 2A
CAM/SHIFT	7 12	COVER/ROLLER/SIDE/LH	19 10
CAP	35 4	COVER/ROLLER/SIDE/LH	19 10A
CAP	36 6	COVER/ROLLER/SIDE/LH	19 10B
CAP	35 18	COVER/ROLLER/SIDE/RH	19 11
CAP	36 12	COVER/ROLLER/SIDE/RH	19 11A
CAP	15 15	COVER/ROLLER/SIDE/RH	19 11B
CAP/WHEEL	9 15	COVER/STONE GUARD	16 7
CAP/WHEEL	10 11	COVER/STONE GUARD	17 7
CAP/WHEEL	11 14	COVER/UNDER	16 5
CASE/MISSION/LH	6 1	COVER/UNDER	17 5
CASE/MISSION/RH ASSY	6 2	COVER/UNDER	19 5
CASE/RACHET	9 2	DECK	16 1
CASE/TRANSMISSION/LH	13 1	DECK	16 1A
CASE/TRANSMISSION/RH	13 5	DECK	17 1
CLAMP	21 8	DECK	19 1
CLAMP	22 11	DECK	16 1B
CLAMP/7	16 8	DECK	17 1A
CLAMP/7	16 9	DECK	19 1A
CLAMP/FLASHER HARNES	1 4	FORK COMP	7 5
CLIP	31 11	FORK COMP	14 3
CLIP	21 9	FRAME/COLLECTOR COMP	34 1
CLOTH/COLLECTOR COMP	34 2	FUSE/BLADE/32V01A	35 15
CLOTH/COLLECTOR COMP	34 2A	FUSE/BLADE/32V01A	36 3
COLLAR/08X10X10	19 12	GASKET	6 7
COLLAR/15X20X8	27 3	GASKET	13 9
COLLAR/15X20X8	30 14	GEAR/BEVEL/14	7 1
COLLAR/15X20X8	31 6	GEAR/BEVEL/14	14 1
COLLAR/6X8X10	5 4	GEAR/BEVEL/14	7 1A
COLLAR/6X8X10	5 4A	GEAR/BEVEL/14	14 1A
CONTAINER ASSY	35 12	GEAR/BEVEL/55	7 3
CONTAINER/5 ASSY	35 12A	GEAR/BEVEL/55	14 11
COVER	30 11	GEAR/BEVEL/55	7 3A
COVER/1P FUSE BOX	35 16	GEAR/BEVEL/55	14 11A
COVER/1PFUSE BOX	36 4	GEAR/OUTPUT	7 17
COVER/CASE/GEAR	13 13	GEAR/SPAR/21	14 21
COVER/CONTROL	26 8	GEAR/SPAR/22	7 13
COVER/CONTROL	28 7	GEAR/SPAR/26	14 16
COVER/DISCHARGE COMP	18 1	GEAR/SPAR/28	7 14
COVER/ENGINE/SHAFT	1 1	GRIP	9 13
COVER/MISSION	16 2	GRIP	10 5
COVER/MISSION	17 2	GRIP	11 4
COVER/MISSION	19 2	GRIP	15 6

CHASSIS

DESCRIPTION	FIG. KEY	DESCRIPTION	FIG. KEY
HANDLE/A	21 1	LABEL/SELF	37 14
HANDLE/A	23 1	LABEL/START	37 15
HANDLE/A/G	22 3	LABEL/START	37 15A
HANDLE/B COMP	20 1	LABEL/START	37 15B
HANDLE/B COMP	20 1A	LABEL/START	38 8
HANDLE/B/E COMP	24 1	LABEL/START	38 8A
HANDLE/B/E COMP	24 1A	LABEL/THROTTLE	38 6
HANDLE/B/P COMP	25 1	LABEL/THROTTLE	38 6A
HANDLE/B/P COMP	25 1A	LABEL/TRAVEL	38 9
HARNESS/BATTERY ASSY	35 10	LABEL/TRAVEL	38 9A
HARNESS/BATTERY ASSY	36 17	LEVER COMP	30 2A
HARNESS/MAIN ASSY	35 1	LEVER COMP	27 1
HARNESS/MAIN ASSY	36 1	LEVER/AXLE	26 1
HARNESS/MAIN ASSY	35 14	LEVER/AXLE	28 1
HARNESS/MAIN ASSY	36 1A	LEVER/AXLE	30 1
HOLDER	6 5	LEVER/BBC	27 9
HOLDER/RACHET	8 1	LEVER/BBC	27 9A
HUB/11X14X10	28 4	LEVER/BBC	30 8
INSULATOR	22 2	LEVER/BBC	31 4
INSULATOR/25X35	18 2	LEVER/CHANGE COMP	26 4
JOINT/A	4 1	LEVER/CHANGE COMP	30 6
JOINT/B	4 3	LEVER/LOCK COMP	27 11
KEY ASSY	35 20	LEVER/LOCK COMP	27 11A
KEY ASSY	36 14	LEVER/PIPE COMP	31 1
KEY/04X04X14	15 13	LEVER/PIPE/E COMP	30 2
KEY/04X06X16	2 11	LEVER/PIPE/E COMP	30 23
KEY/04X06X16	3 4	LEVER/PIPE/P COMP	29 1
KEY/06X06X26	14 17	LEVER/SPRING/FRONT	11 3
LABEL	37 12	LEVER/SPRING/REAR	9 12
LABEL	37 18	LEVER/SPRING/REAR	10 4
LABEL/BBC	37 8	LEVER/SPRING/ROLLER	15 3
LABEL/BBC	37 8A	LINK	5 3
LABEL/BBC	37 8B	MANUAL/OPRATION/4	39 9B
LABEL/BBC	37 8C	MANUAL/OPRATION/4	39 9
LABEL/CAUTION	37 10	MANUAL/OPRATION/4	39 9A
LABEL/CAUTION	37 10A	MANUAL/OPRATION/J	39 11
LABEL/CAUTION/J	37 17	NUT	7 8
LABEL/CE	37 13	NUT	14 6
LABEL/DANGER	37 9	NUT	19 15
LABEL/DANGER	37 9A	NUT	31 17
LABEL/DANGER/J	37 16	NUT, CAP/M6	20 4
LABEL/MODEL ASSY	37 7	NUT, CAP/M6	30 22
LABEL/NOISE/96	37 6	NUT, CAP/M8	21 3
LABEL/NOISE/96	38 7	NUT, CAP/M8	23 3
LABEL/PLUG	37 11	NUT, CAP/M8	30 17

DESCRIPTION	FIG. KEY	DESCRIPTION	FIG. KEY
NUT, CAP/M8	31 9	PIN/8	5 8
NUT, RING/M22X1.0	35 5	PIN/8X14	2 16
NUT, RING/M22X1.0	36 7	PIN/8X14	30 20
NUT, RING/M22X1.0	35 19	PIN/8X14	31 13
NUT, RING/M22X1.0	36 13	PIN/8X400	18 4
NUT/CAP/M8	22 8	PIN/8X45	24 2
NUT/CAP/M8	27 6	PIN/8X45	25 2
NUT/FANGE/M6	26 7	PIN/8X49	7 20
NUT/FLANG/M6	30 10	PIN/8X57	21 2
NUT/FLANGE/M06	13 12	PIN/8X57	22 7
NUT/FLANGE/M06	28 6	PIN/8X57	23 2
NUT/KNOB/M8	20 6	PIN/ST/05X28/B	14 22
NUT/KNOB/M8	21 7	PIVOT COMP	5 1
NUT/KNOB/M8	22 12	PIVOT COMP	12 1
NUT/KNOB/M8	23 7	PLATE	2 7
NUT/KNOB/M8	24 3	PLATE/BLADE	3 9
NUT/KNOB/M8	25 3	PLATE/LINK	12 3
NUT/M10	1 6	PLATE/NOTCH/LH COMP	19 7
NUT/M10	39 8	PLATE/NOTCH/LH COMP	19 7A
NUT/M5	36 16	PLATE/NOTCH/RH COMP	19 8
NUT/M8	9 5	PLATE/NOTCH/RH COMP	19 8A
NUT/M8	11 13	PLATE/SPRING	20 2
NUT/M8	22 5	PLATE/SPRING	30 21
NUT/U/M8	9 14	PLATE/SPRING	31 14
NUT/U/M8	10 7	PLATE/WIRE	2 13
NUT/U/M8	11 7	PLUG/PT1/8	13 4
NUT/U/M8	15 10	R. B. B	15 14
ORNAMENT/ENGINE/LH	37 2	R. B. B	15 14A
ORNAMENT/ENGINE/LH	38 2	RELAY/4P ASSY	35 2
ORNAMENT/ENGINE/RH	37 3	RELAY/4P ASSY	36 2
ORNAMENT/ENGINE/RH	38 3	RING, SNAP/14C	27 7
ORNAMENT/ENGINE/TOP	37 1	RING, SNAP/14C	30 18
ORNAMENT/ENGINE/TOP	38 1	RING, SNAP/14C	31 10
ORNAMENT/SW519	37 4	RING, SNAP/20C	10 13
ORNAMENT/SW519P	38 4	RING, SNAP/20C	4 5
ORNAMENT/SW519R	38 5	RING, SNAP/20C	14 14
PANEL/SELF	22 14	RING, SNAP/7E	27 13A
PANEL/SELF	22 14A	RING, SNAP/7E	27 13
PIN/08X45	20 5	ROLLER/LH COMP	15 11
PIN/14X70	27 2	ROLLER/LH COMP	15 11A
PIN/14X70	30 13	ROLLER/RH COMP	15 12
PIN/14X70	31 5	ROLLER/RH COMP	15 12A
PIN/4X18	4 4	SCREW/M4X6	35 8
PIN/5X20/A	8 2	SCREW/M4X6	36 8
PIN/5X28/B	7 18	SCREW/TAPPING/5X16	22 15

CHASSIS

DESCRIPTION	FIG. KEY	DESCRIPTION	FIG. KEY
SCREW/TAPPING/5X16	26 9	SPRING/WHEEL	8 3
SCREW/TAPPING/5X16	28 8	SWITCH/KEY ASSY	35 7
SCREW/TAPPING/5X16	30 12	SWITCH/KEY ASSY	36 10
SEAL, OIL	6 10	SWITCH/STARTER ASSY	35 3
SEAL, OIL	13 7	SWITCH/STARTER SET	36 5
SEAL, OIL	6 8	SWITCH/STARTER/5P	35 17
SEAL, OIL	13 8	SWITCH/STARTER/5PSET	36 11
SEAL, OIL	6 9	TAG/NOT OIL/5	37 5
SEAL, OIL	13 3	TYRE/8X2	9 3
SEAL, OIL	13 6	TYRE/8X2	10 10
SHAFT	14 20	TYRE/8X2	11 10
SHAFT	14 20A	WASHER/11X20X1	26 3
SHAFT/COUNTER	14 18	WASHER	3 6
SHAFT/INPUT	7 10	WASHER	14 13
SHAFT/INPUT	7 10A	WASHER	14 15
SHAFT/INPUT	14 8	WASHER	14 19
SHAFT/SPLINE	4 2	WASHER	2 9
SHAFT/WHEEL	7 16	WASHER	30 4
SHAFT/WHEEL	10 1	WASHER	15 4
SHIFTER COMP	6 4	WASHER	16 3
SHIM/0.5	14 12	WASHER	17 3
SPECIAL TOOL COMP	39 9	WASHER	19 3
SPECIAL TOOL/ENGINE	39 10	WASHER	26 6
SPRING	2 15	WASHER	28 5
SPRING/DISK/10	26 2	WASHER	30 9
SPRING/DISK/10	28 2	WASHER	9 10A
SPRING/DISK/10	30 3	WASHER	3 8
SPRING/HCO12	18 3	WASHER, PL	5 6
SPRING/HCO16	2 3	WASHER, PL	2 5
SPRING/HCO39	7 9	WASHER, PL	5 7
SPRING/HCO39	14 7	WASHER, PL/M6	19 14
SPRING/HCO48	7 11	WASHER, PL/M6	31 16
SPRING/HE077	26 5	WASHER, PL/M8	11 11
SPRING/HE077	27 10	WASHER, PL/M8	21 5
SPRING/HE077	29 3	WASHER, PL/M8	22 10
SPRING/HE077	30 7	WASHER, PL/M8	23 5
SPRING/HE077	30 25	WASHER, RL	11 6
SPRING/HE077	31 3	WASHER, SP/M10	1 5
SPRING/HE108	2 6	WASHER, SP/M4	35 6
SPRING/HE145	30 19	WASHER, SP/M4	36 9
SPRING/HE145	31 12	WASHER, SP/M8	9 6
SPRING/HT010	27 12	WASHER, SP/M8	11 12
SPRING/HT010	27 12A	WASHER, SP/M8	15 8
SPRING/HT07	32 6	WASHER, SP/M8	21 4
SPRING/RACHET	8 5	WASHER, SP/M8	22 6

DESCRIPTION	FIG. KEY	DESCRIPTION	FIG. KEY
WASHER, SP/M8	22 9		
WASHER, SP/M8	23 4		
WASHER, SP/M8	27 5		
WASHER, SP/M8	30 16		
WASHER, SP/M8	31 8		
WASHER/10X37X06	39 7		
WASHER/10X55X05	39 6		
WASHER/10X55X5	3 2		
WASHER/11X20X01	4 7		
WASHER/11X20X1	7 2		
WASHER/11X20X1	14 2		
WASHER/11X20X1	28 3		
WASHER/11X22X3	2 8		
WASHER/11X23X3	3 10		
WASHER/11X45X03	2 4		
WASHER/12X21X01	10 12		
WASHER/13X24X01	15 5		
WASHER/15X24X2	4 6		
WASHER/15X24X2	27 4		
WASHER/15X24X2	30 15		
WASHER/15X24X2	31 7		
WASHER/17X24X01	7 15		
WASHER/17X24X01	9 10		
WASHER/17X24X01	14 9		
WASHER/17X24X01	14 23		
WASHER/17X24X1	7 19		
WASHER/17X24X1	6 11		
WASHER/GX22X2	9 4		
WHEEL/FRONT ASSY	10 8		
WHEEL/FRONT ASSY	11 8		
WHEEL/REAR	9 1		
WHEEL/REAR	9 1A		
WRENCH/PLUG	39 1		



**Yvan Béal - 21, av. de l'Agriculture - B.P. 16
Z.I. du Brézet - 63014 Clermont-Ferrand Cedex 2
Tél : 04 73 91 93 51 - Télécopie : 04 73 90 23 11
www.yvanbeal.fr - E-mail : info@yvanbeal.fr
R.C.S. Clermont-Fd B 304 973 886 - S.A.S. au capital de 612 000 €**