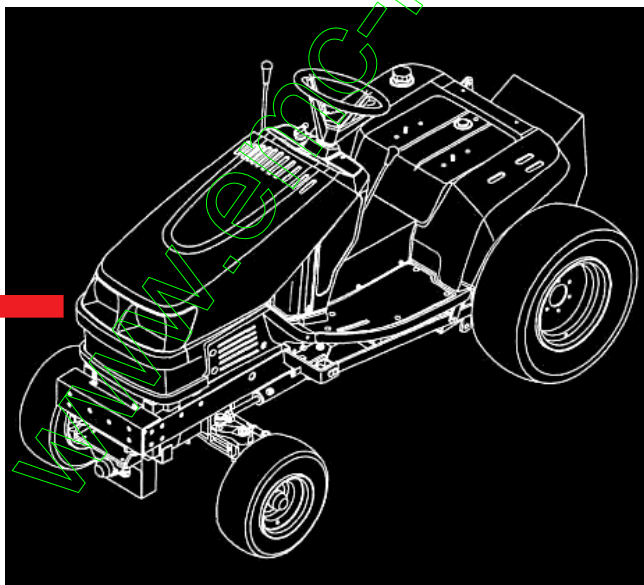




PIÈCES DÉTACHÉES

Autoportées



SXG19H
SXG22H

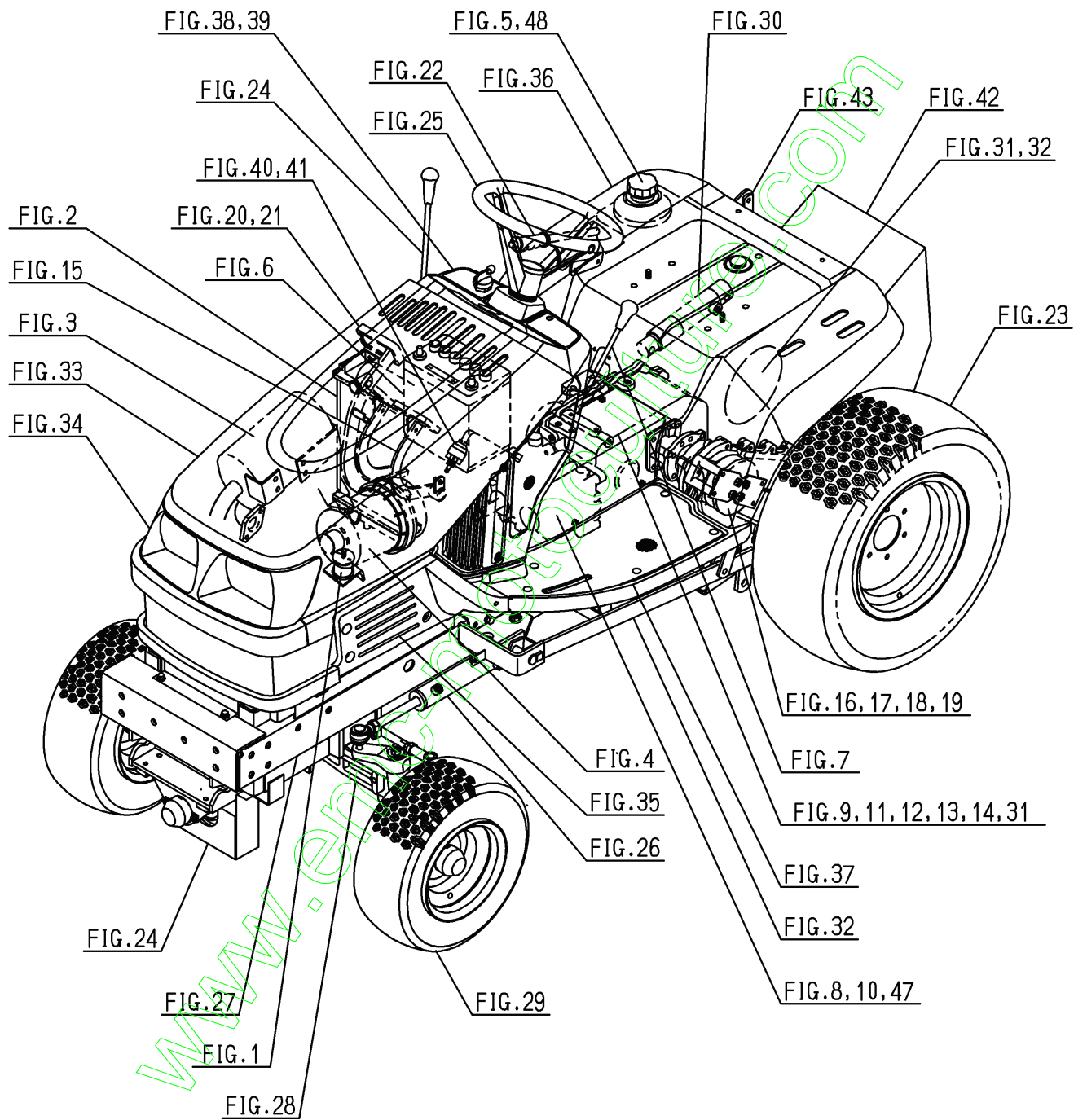
UE42
UGE42



Yvan Béal - 21, av. de l'Agriculture - B.P. 16
Z.I. du Brézet - 63014 Clermont-Ferrand Cedex 2
Tél : 04 73 91 93 51 - Télécopie : 04 73 90 23 11
www.yvanbeal.fr - E-mail : info@yvanbeal.fr
R.C.S. Clermont-Fd B 304 973 886 S.A.S. au capital de 612 000 €

1728-097-100-10

03-000190-050216



Contents

SXG19

ENGINE(E3100G01)

CYLINDER HEAD.....	Fig. 1
CYLINDER HEAD COVER.....	Fig. 2
INLET MANIFOLD.....	Fig. 3
EXHAUST MANIFOLD.....	Fig. 4
CYLINDER BLOCK.....	Fig. 5
BEARING/UNDER SIZE.....	Fig. 6
OIL PAN.....	Fig. 7
REAR OLATE.....	Fig. 8
GEAR CASE.....	Fig. 9
HANGER.....	Fig. 10
VALVE.....	Fig. 11
CAM SHAFT.....	Fig. 12
PISTON.....	Fig. 13
PISTON/OVER SIZE.....	Fig. 14
CRANK SHAFT.....	Fig. 15
OIL PUMP.....	Fig. 16
WATER PUMP.....	Fig. 17
COOLING FAN.....	Fig. 18
INJECTION NOZZLE.....	Fig. 19
INJECTION PUMP.....	Fig. 20
FUEL PIPE.....	Fig. 21
ADAPTER.....	Fig. 22
ELECTRIC(1).....	Fig. 23
ELECTRIC(2).....	Fig. 24

ELECTRIC(2)..... Fig. 25

REPAIR PARTS..... Fig. 26

COMPONENT PARTS

 FOR 6215-300-036-00,10 ON Fig.19..... Fig. 27

COMPONENT PARTS

 FOR 6215-600-103-10 ON Fig.20..... Fig. 28

COMPONENT PARTS

 FOR 6281-100-014-00 ON Fig.23..... Fig. 29

COMPONENT PARTS

 FOR 6281-200-005-00 ON Fig.23..... Fig. 30

www.emc-motoculture.com

Contents

SXG22

ENGINE(E3112G03)

CYLINDER HEAD.....	Fig. 1
CYLINDER HEAD COVER.....	Fig. 2
INLET MANIFOLD.....	Fig. 3
EXHAUST MANIFOLD.....	Fig. 4
CYLINDER BLOCK.....	Fig. 5
BEARING/UNDER SIZE.....	Fig. 6
OIL PAN.....	Fig. 7
REAR OLATE.....	Fig. 8
GEAR CASE.....	Fig. 9
HANGER.....	Fig. 10
VALVE.....	Fig. 11
CAM SHAFT.....	Fig. 12
PISTON.....	Fig. 13
PISTON/OVER SIZE.....	Fig. 14
CRANK SHAFT.....	Fig. 15
OIL PUMP.....	Fig. 16
WATER PUMP.....	Fig. 17
COOLING FAN.....	Fig. 18
INJECTION NOZZLE.....	Fig. 19
INJECTION PUMP.....	Fig. 20
FUEL PIPE.....	Fig. 21
ADAPTER.....	Fig. 22
ELECTRIC(1).....	Fig. 23
ELECTRIC(2).....	Fig. 24

ELECTRIC(2).....	Fig. 25
REPAIR PARTS.....	Fig. 26
COMPONENT PARTS	
FOR 6215-300-036-00,10 ON Fig.19.....	Fig. 27
COMPONENT PARTS	
FOR 6215-600-103-10 ON Fig.20.....	Fig. 28
COMPONENT PARTS	
FOR 6281-100-014-00 ON Fig.23.....	Fig. 29
COMPONENT PARTS	
FOR 6281-200-005-00 ON Fig.23.....	Fig. 30

www.emc-motoculture.com

Contents

CHASSIS

ENGINE MOUNT SYSTEM.....	Fig. 1
RADIATOR SYSTEM.....	Fig. 2
MUFFLER SYSTEM.....	Fig. 3
AIR CLEANER SYSTEM.....	Fig. 4
FUEL PUMP, FUEL TANK SYSTEM.....	Fig. 5
BATTERY SYSTEM.....	Fig. 6
ACCELERATOR LEVER SYSTEM.....	Fig. 7
INPUT SHAFT SYSTEM.....	Fig. 8
MISSION CASE SYSTEM.....	Fig. 9
HST SYSTEM.....	Fig. 10
INPUT GEAR SYSTEM.....	Fig. 11
DIFFERENTIAL GEAR SYSTEM.....	Fig. 12
HST UNLOAD SYSTEM.....	Fig. 13
HST LINK SYSTEM.....	Fig. 14
HST PEDAL SYSTEM.....	Fig. 15
REAR AXLE SYSTEM.....	Fig. 16
WHEEL SHAFT SYSTEM.....	Fig. 17
BRAKE SYSTEM (EXCEPT G TYPE).....	Fig. 18
BRAKE SYSTEM (G TYPE).....	Fig. 19
BRAKE PEDAL, PARKING SYSTEM (EXCEPT G TYPE).....	Fig. 20
BRAKE PEDAL SYSTEM (G TYPE).....	Fig. 21
PARKING LEVER SYSTEM (G TYPE).....	Fig. 22
REAR WHEEL SYSTEM.....	Fig. 23
FRONT (PTO), COVER (PTO) SYSTEM.....	Fig. 24
WHEEL (STEERING), POWER STEERING SYSTEM.....	Fig. 25

POWER STEERING CYLINDER SYSTEM.....	Fig. 26
CHASSIS SYSTEM.....	Fig. 27
FRONT AXLE, KNUCKLE SPINDLE, TIE ROD SYSTEM.....	Fig. 28
FRONT WHEEL SYSTEM.....	Fig. 29
LIFT CYLINDER SYSTEM.....	Fig. 30
PIPING (OIL) SYSTEM(1/2)(2/2).....	Fig. 31
MOWER LINK SYSTEM(1/2)(2/2).....	Fig. 32
HOOD SYSTEM.....	Fig. 33
GRILLE, HEAD LAMP SYSTEM.....	Fig. 34
COVER SYSTEM.....	Fig. 35
FENDER SYSTEM.....	Fig. 36
FLOOR SYSTEM.....	Fig. 37
PANEL SYSTEM (EXCEPT G TYPE).....	Fig. 38
PANEL SYSTEM (G TYPE).....	Fig. 39
HARNESS SYSTEM (EXCEPT G TYPE).....	Fig. 40
HARNESS SYSTEM (G TYPE).....	Fig. 41
CHUTE SYSTEM.....	Fig. 42
CLEANER SYSTEM.....	Fig. 43
ORNAMENT.....	Fig. 44
LABEL (CONTROL).....	Fig. 45
LABEL (CAUTION).....	Fig. 46

OPTIONAL PARTS

FRONT PTO SHAFT SYSTEM (OPTION).....	Fig. 47
BUMPER, HITCH (FRONT) SYSTEM (OPTION).....	Fig. 48
MIRROR SET (G TYPE-OPTION).....	Fig. 49
COMBINATION LAMP SET (G TYPE-OPTION).....	Fig. 50
LAMP SET (G TYPE-OPTION).....	Fig. 51
WEIGHT SET (OPTION).....	Fig. 52

COMPONENT PARTS

COMPONENT PARTS

FOR K510-005-000-00,10 ON Fig.10(1/2)(2/2)..... Fig. 53

COMPONENT PARTS

FOR 1725-105-220-00 ON Fig.5..... Fig. 54

WIRING DIAGRAM (EXCEPT G TYPE)

(SXG19-No.1-579/SXG22-No.1-1352) (1)

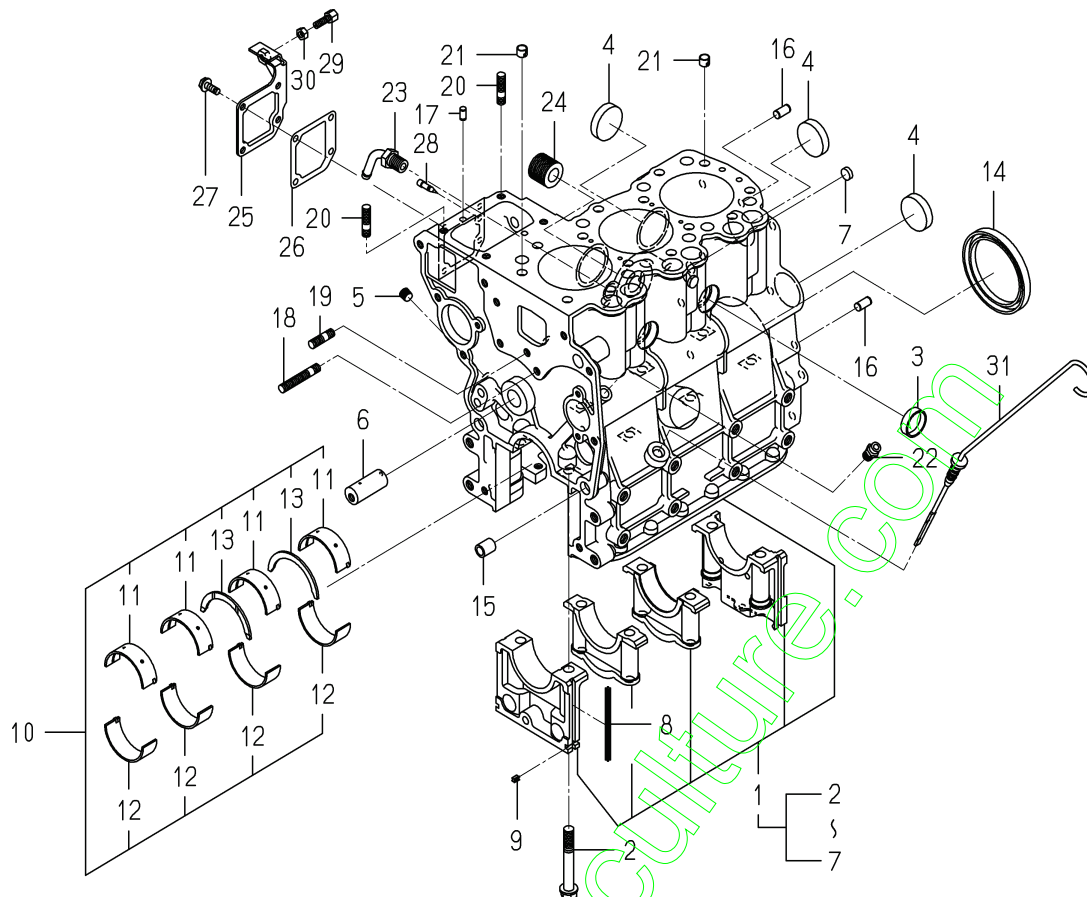
www.emc-motoculture.com

ENGINE

E3100G01...SXG19

www.emc-motoculture.com

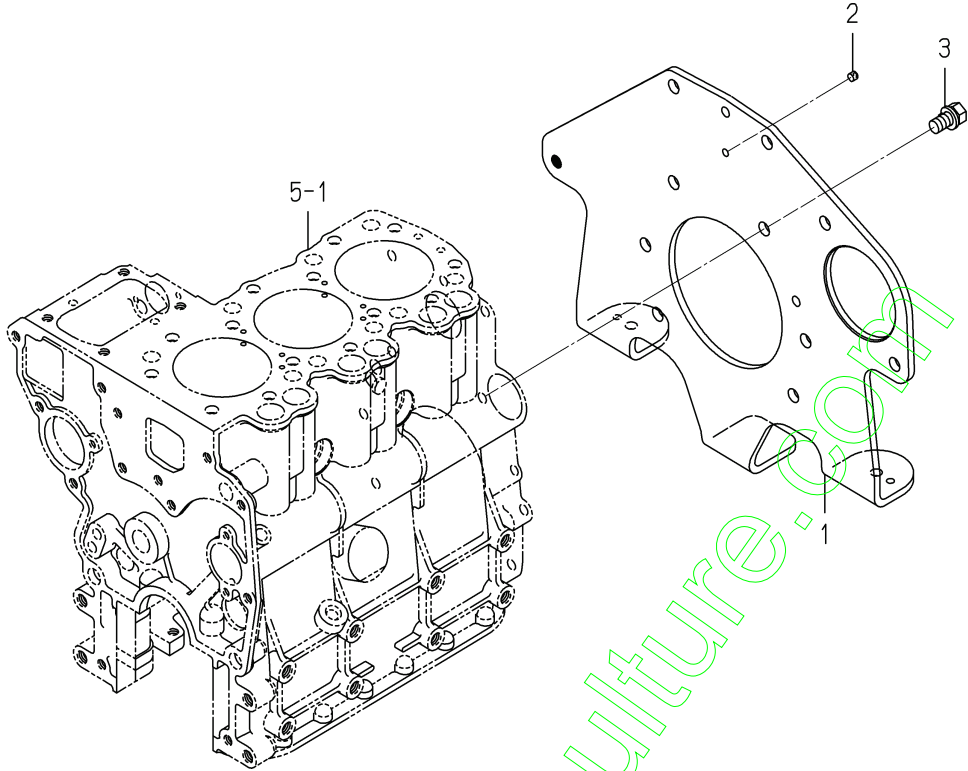
FIG. 5 CYLINDER BLOCK



6004-202F-0100

KEY	PART CODE	DESCRIPTION	S P C	TYPE OF MODEL		I T C	C O L	G R P	REMARKS
				E3100	601				
1	6211-210-046-00	CYLINDERBLOCK ASSY	*	1					
2	6209-000-004-10	BOLT	*	8					
3	6209-610-001-10	CUP/SEALING/28	*	2					
4	6209-610-009-00	CUP/SEALING/36	*	4					
5	6509-605-019-10	PLUG	*	3					
6	6212-531-005-10	PIN/IDLEGEAR	*	1					
7	6209-610-008-00	CUP/SEALING/12	*	2					
8	6211-258-001-00	SEAL, BEARING CAP	*	4					
9	6211-258-002-00	SEAL, BEARING CAP/7	*	2					
10	6211-510-001-00	METAL, CRANK SET	*	1					
11	6211-511-003-00	BEARING/CRANK/UPPER	*	4					
12	6211-511-004-00	BEARING/CRANK/LOWER	*	4					
13	6211-599-001-10	BEARING, THRUST CRANK	*	2					
14	6209-625-012-00	OILSEAL	*	1					
15	6209-749-001-20	PIN/TUBE	*	2					
16	6213-129-006-00	PIN/STRAIGHT	*	2					
17	6209-740-005-00	PIN	*	2					
18	6904-110-840-00	STUD/M8X40	*	1					
19	6904-110-818-00	STUD	*	1					
20	6904-110-822-00	STUD	*	2					
21	6294-453-002-00	DOWEL	*	2					
22	6909-902-299-00	NIPPLE	*	1					
23	6213-721-001-00	PIPE, WATER DRAIN	*	1					
24	6213-319-001-00	CONNECTOR, OIL FILTER	*	1					
25	6211-291-001-10	COVER, INJ PUMP	*	1					
26	6211-292-001-20	GASKET/COVER	*	1					
27	V230-360-601-20	FLANGE BOLT	*	4					
28	6215-549-013-00	PIN	*	1					
29	6209-788-001-00	BOLT, ADJUST	*	1					
30	6909-110-406-00	NUT	*	1					

FIG. 8 REAR OLATE

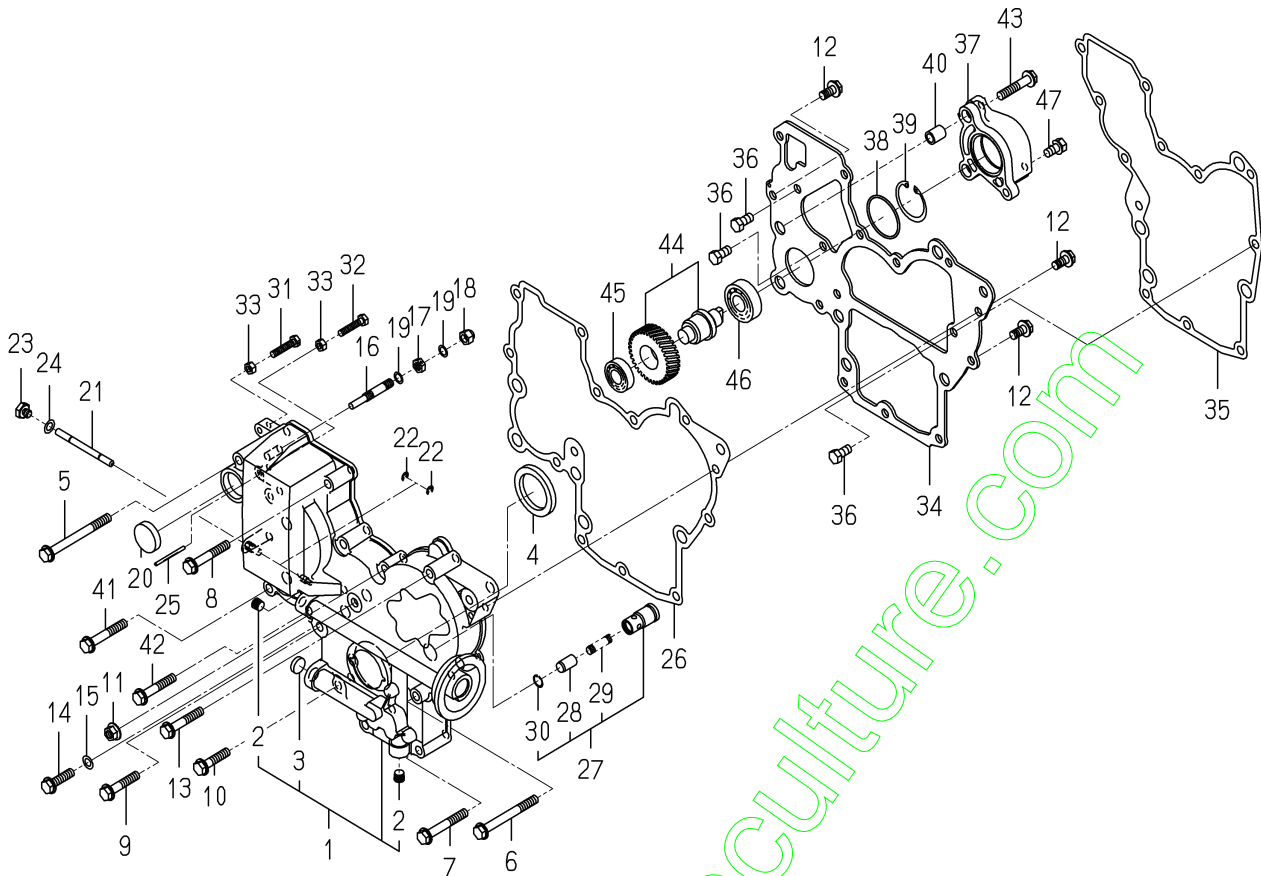


6004-220M-0100

KEY	PART CODE	DESCRIPTION	S P C	TYPE OF MODEL		I T C	C O L	G R P	REMARKS
				E3100	G01				
1	6211-341-070-00	PLATE/REAR	*	1					
2	6211-342-001-30	POINTER	*	1					
3	6901-911-020-00	BOLT,SEMS/M10X20	*	8					

www.emc-motoculture.com

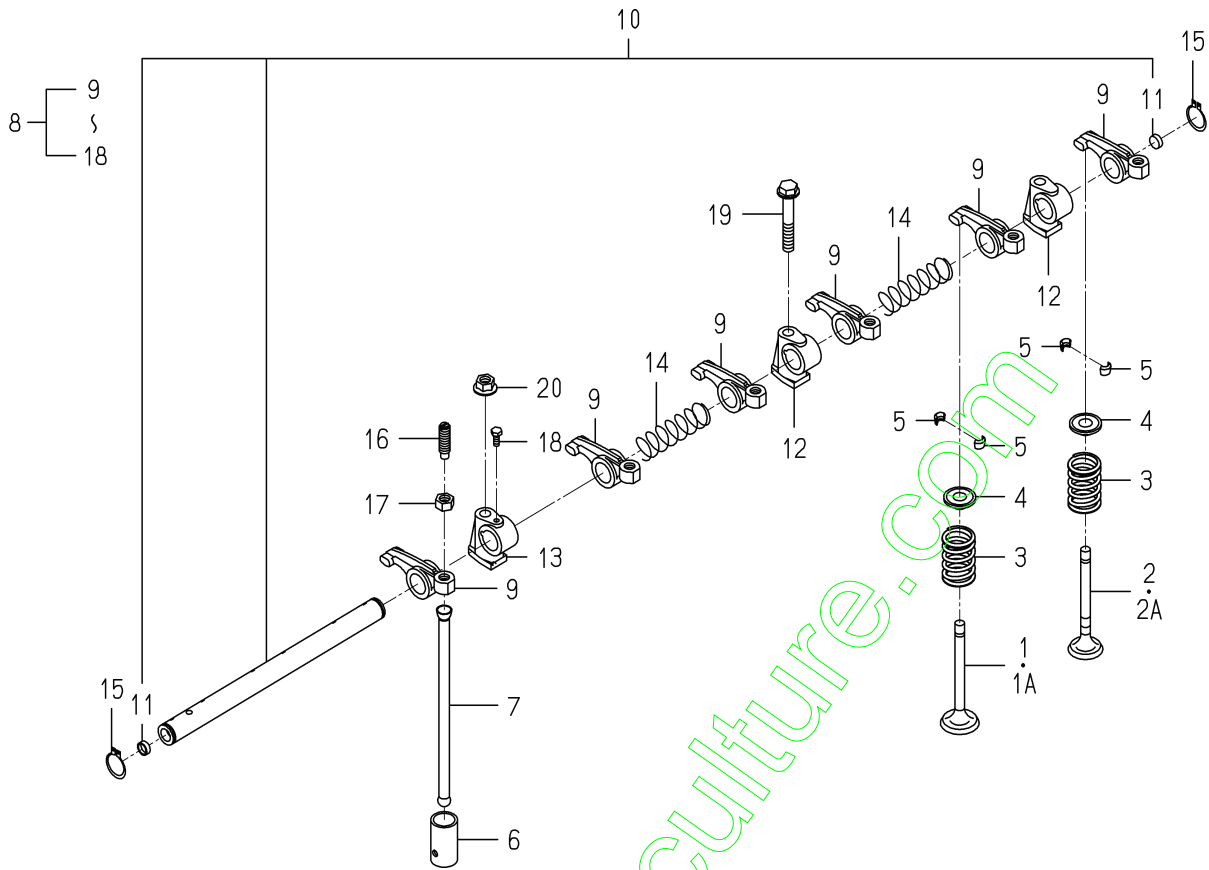
FIG. 9 GEAR CASE



6004-240P-0100,6004-240P-0200

KEY	PART CODE	DESCRIPTION	S P C	TYPE OF MODEL		I T C	C O L	G R P	REMARKS
				E3100	G01				
1	6211-310-038-00	GEARCASE ASSY	*	1					
2	6509-605-019-10	PLUG	*	2					
3	6209-610-002-10	CUP/SEALING/16	*	1					
4	6209-625-002-00	SEAL,OIL	*	1					
5	V231-360-808-50	FLANGE BOLT	*	1					
6	V231-360-807-50	FLANGE BOLT	*	1					
7	V231-360-805-50	FLANGE BOLT	*	2					
8	V231-360-805-00	FLANGE BOLT	*	2					
9	V231-360-804-00	FLANGE BOLT	*	1					
10	V231-360-803-50	FLANGE BOLT	*	1					
11	3817-401-001-00	NUT/M08	*	1					
12	V231-360-801-60	FLANGE BOLT	*	3					
13	V231-360-804-50	FLANGE BOLT	*	1					
14	V231-360-803-00	FLANGE BOLT	*	1					
15	6209-500-003-00	WASHER/08X14X01	*	1					
16	6215-546-001-00	STOPPER,FULL-LOAD	*	1					
17	6209-409-001-00	NUT/M8	*	1					
18	V341-120-008-00	NUT,CAP/M 8	*	1					
19	6209-920-002-00	PACKING	*	2					
20	3625-540-004-00	CAP,BLANK/30	*	1					
21	6215-542-001-10	PIN/ARM	*	1					
22	V710-140-004-00	RING,SNAP/ 4 E	*	2					
23	6209-600-004-00	PLUG/SCREW	*	1					
24	6209-500-003-00	WASHER/08X14X01	*	1					
25	6209-740-001-00	PIN,GROOVE	*	1					
26	6211-312-001-30	GASKET/GEARCASE	*	1					
27	6213-160-002-20	VALVE/RELIEF ASSY	*	1					
28	6213-161-001-20	PISTON/VALVE/RELIEF	*	1					
29	6213-164-001-00	SPRING/RELIEF VALVE	*	1					
30	V705-140-012-00	RING,SNAP/12 C	*	1					

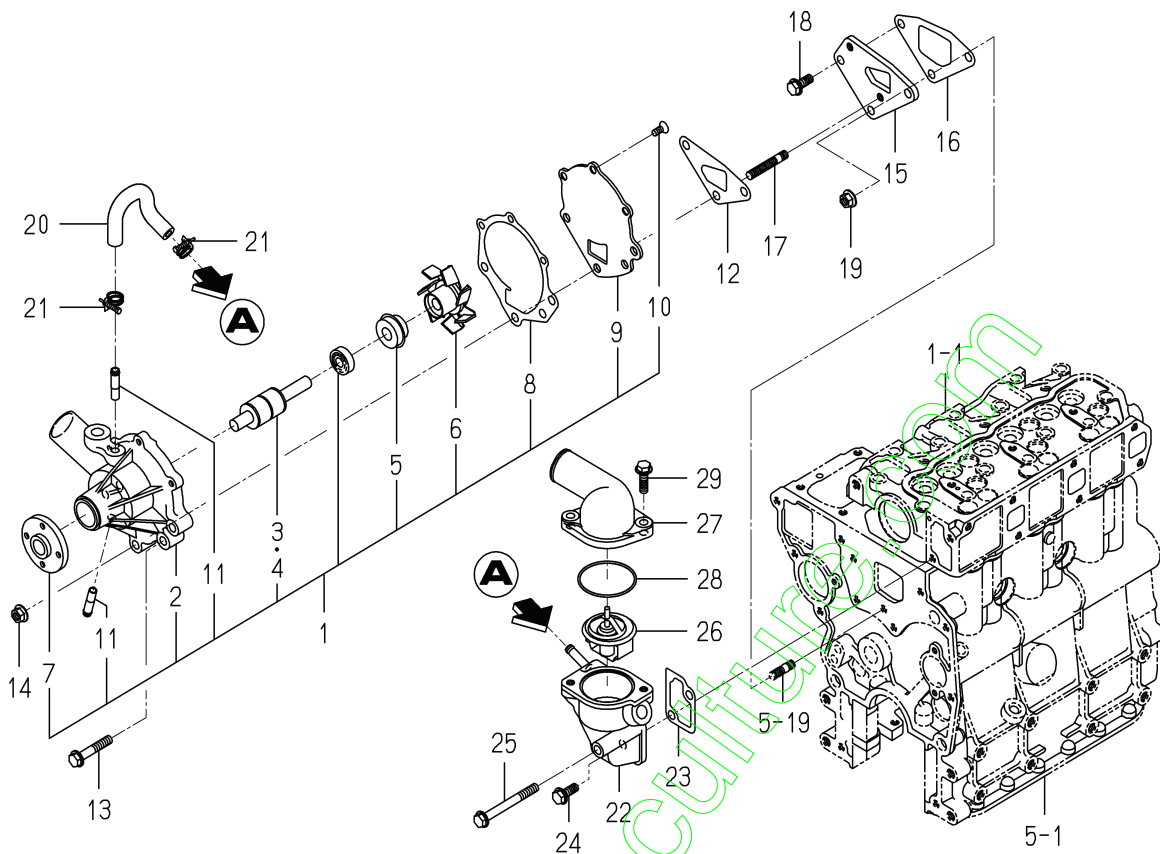
FIG. 11 VALVE



6004-301 -0100

KEY	PART CODE	DESCRIPTION	S P C	TYPE OF MODEL		I T C	C O L	G R P	REMARKS
				E3100	G01				
1	6212-551-001-10	VALVE/INTAKE	*	3					
1A	6212-551-029-00	VALVE/INTAKE	*	-240882					
2	6212-552-001-20	VALVE/EXHAUST	*	3					
2A	6212-552-015-00	VALVE/EXHAUST	*	-240882					
3	6212-561-001-10	SPRING/VALVE	*	3					
4	6212-563-001-00	SEAT, VALVE SPRING	*	240883					
5	6212-565-001-00	CUTTER, VALVE	*	6					
6	6212-571-006-00	TAPPET	*	12					
7	6212-575-002-00	ROD, PUSH	*	6					
8	6212-600-002-10	ROCKERSHAFT ASSY	*	6					
9	6212-611-004-10	ROCKERARM	*	1					
10	6212-620-001-20	SHAFT/ROCKERARM ASSY	*	2					
11	6212-626-002-10	PLUG	*	2					
12	6212-628-004-00	BRACKET ROCKER SHAFT	*	1					
13	6212-628-005-00	BRACKET, ROCKER SHAFT	*	1					
14	6209-940-004-00	SPRING	*	2					
15	V704-140-016-00	RING, SNAP/16 C	*	2					
16	6212-616-002-00	SCREW ADJUST	*	6					
17	6209-409-003-00	NUT	*	6					
18	6209-000-002-00	BOLT	*	1					
19	V231-360-805-00	FLANGEBOLT	*	1					
20	3817-401-001-00	NUT/M08	*	2					

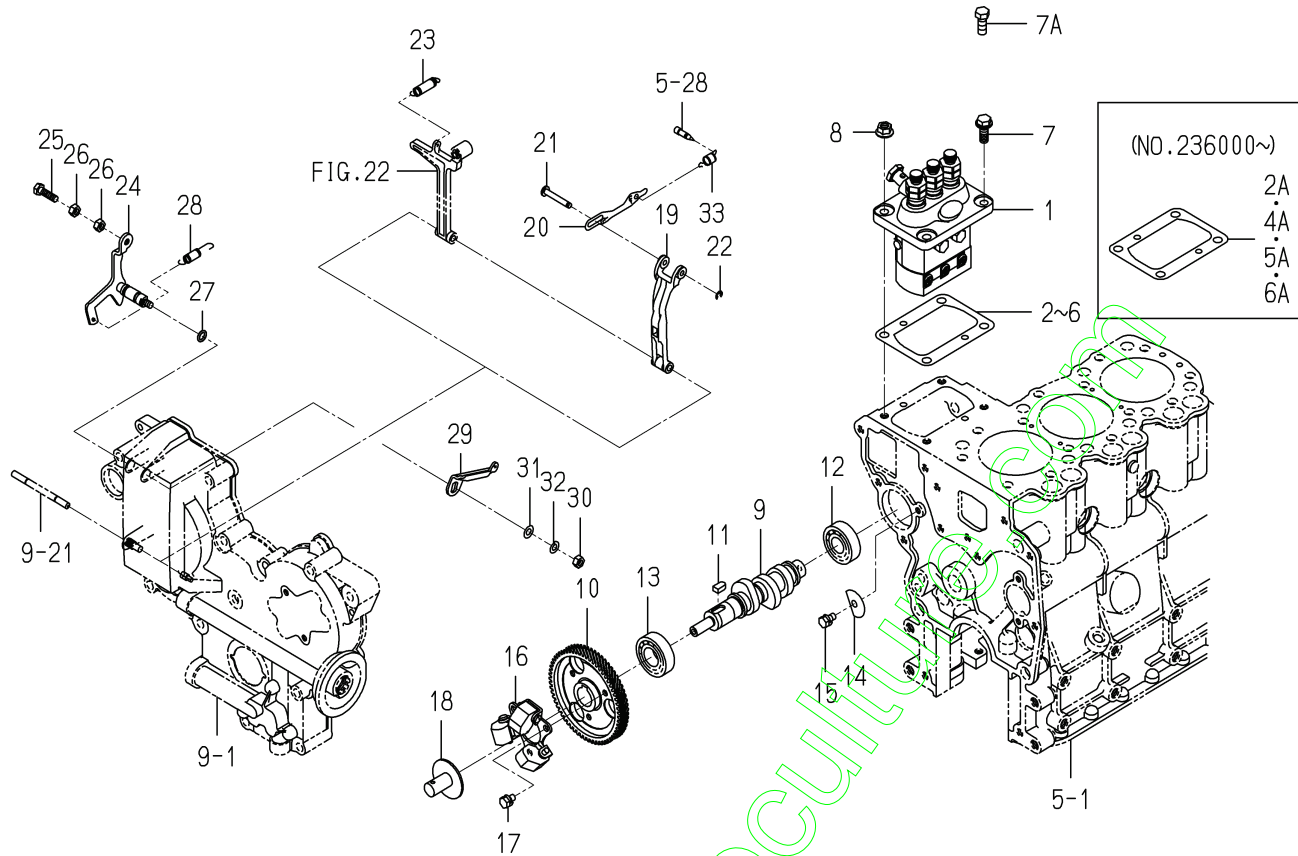
FIG. 17 WATER PUMP



6004-420D-0100

KEY	PART CODE	DESCRIPTION	S P C	TYPE OF MODEL		I T C	C O L	G R P	REMARKS
				E3100 601					
1	6213-610-005-40	WATERPUMP ASSY	*	1					
2	6213-611-003-20	BODY/WATERPUMP	*	1					
3	6213-631-002-00	BEARING/WATER PUMP	*	1					
4	6213-631-005-00	BEARING/WATERPUMP	*	1					
5	6213-622-002-10	SEAL SET/WATER PUMP	*	1					
6	6213-621-003-00	ROTOR/WATERPUMP	*	1					
7	6213-642-002-00	SEAL/WATER PUMPPULLE	*	1					
8	6213-613-002-10	GASKET	*	1					
9	6213-612-004-00	PLATE/WATER PUMP	*	1					
10	6213-619-003-00	SCREW/WATER PUMP	*	3					
11	6213-619-002-00	PIPE/WATER PUMP	*	2					
12	6213-614-003-10	GASKET/WATER PUMP	*	1					
13	V231-360-804-50	FLANGEbolt	*	1					
14	3817-401-001-00	NUT/M8	*	2					
15	6213-619-001-00	SPACER,PUMP.WATER	*	1					
16	6213-614-004-10	GASKET,SPACER	*	1					
17	6904-110-840-00	STUD/M8X40	*	2					
18	V231-360-802-00	FLANGEbolt	*	1					
19	3817-401-001-00	NUT/M8	*	1					
20	6213-729-016-00	HOSE/RUBBER	*	1					
21	J061-210-015-00	CLAMP/WIRE/10-15	*	2					
22	6213-716-001-50	HOUSING/THERMOSTAT	*	1					
23	6213-743-002-10	GASKET/HOUSING	*	1					
24	V231-360-802-00	FLANGEbolt	*	1					
25	V231-360-807-50	FLANGEbolt	*	1					
26	6513-770-022-10	THERMOSTAT	*	1					
27	6213-711-004-00	PIPE/WATEROUTLET	*	1					
28	V723-102-005-50	O-RING	*	1					
29	V231-360-802-50	FLANGEbolt	*	2					

FIG. 20 INJECTION PUMP



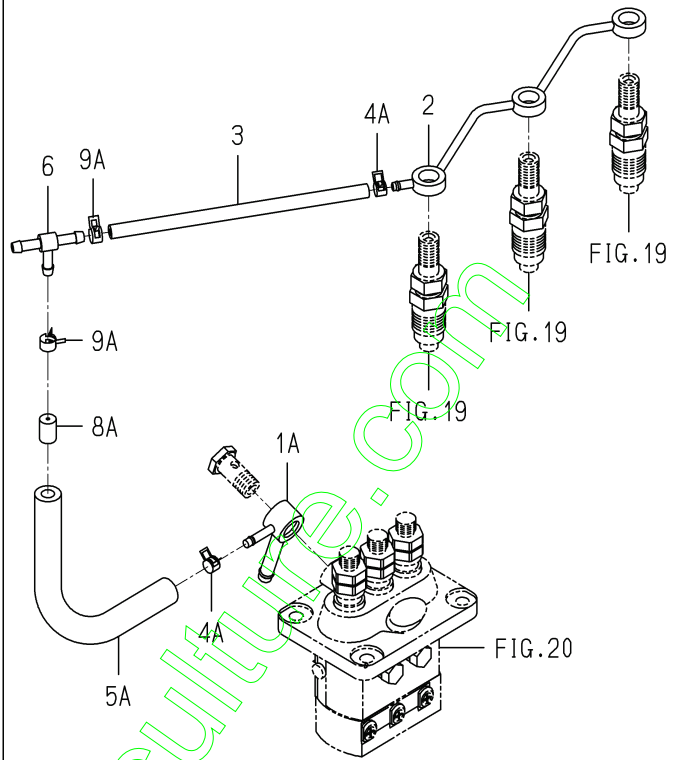
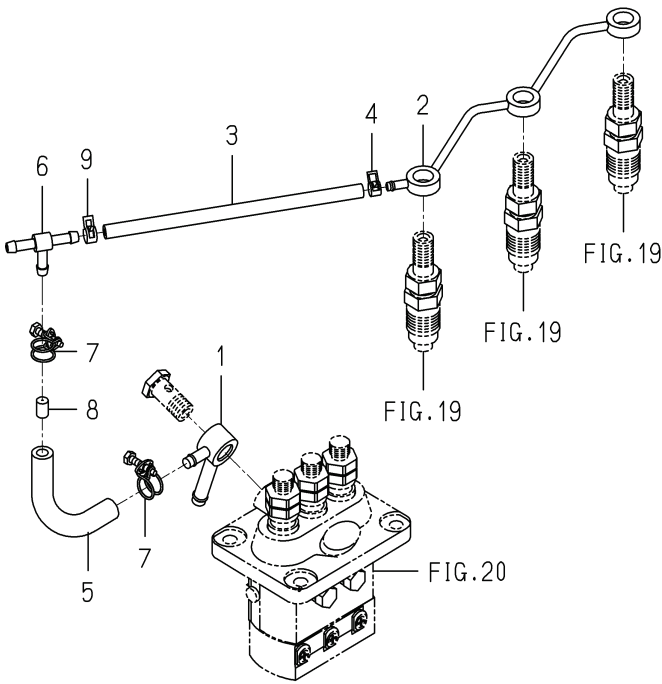
6004-511-0100

KEY	PART CODE	DESCRIPTION	S P C	TYPE OF MODEL		I T C	C O L	G R P	REMARKS
				E3100	G01				
1	6215-600-103-10	INJECTIONPUMP ASSY	*	1					FIG 028
2	6219-752-006-00	SHIM/INJECTION P/0.3	*	1					
2A	6219-752-045-00	SHIM/INJECTIONPUMP	*	1	236000-				
3	6219-752-007-00	SHIM/INJECTION P/0.1	*	1	235999				
4	6219-752-008-00	SHIM/INJECTION P/0.2	*	1	235999				
4A	6219-752-044-00	SHIM/INJECTIONPUMP	*	1	236000-				
5	6219-752-009-00	SHIM/INJECTION P/0.4	*	1	235999				
5A	6219-752-046-00	SHIM/INJECTIONPUMP	*	1	236000-				
6	6219-752-010-00	SHIM/INJECTION P/0.5	*	1	229516				
6A	6219-752-047-00	SHIM/INJECTIONPUMP	*	1	236000-				
7	V231-360-802-00	FLANGE BOLT	*	2	240938				
7A	V201-360-802-00	BOLT/M8X20	*	2	240939-				
8	3817-401-001-00	NUT/M8	*	2					
9	6215-621-016-20	CAMSHAFT/INJECTION P	*	1					
10	6212-524-002-20	GEAR/INJECTIONPUMP	*	1					
11	6209-730-005-00	KEY/07X05X09	*	1					
12	V600-110-620-30	BEARING,RB/6203	*	1					
13	V600-110-600-40	BEARING,RB/6004	*	1					
14	6212-535-002-00	PLATE,THRUST INJPUMP	*	1					
15	6901-910-612-00	BOLT,SEMS/M6X12	*	1					
16	6215-520-001-00	FLYWEIGHT	*	1					
17	6209-030-043-00	BOLT/M6X10	*	3					
18	6215-526-004-00	THRUSTPIECE	*	1					
19	6215-541-001-10	ARM/FLOATING COMP	*	1					
20	6215-543-002-10	RINK/CONTROL	*	1					
21	6215-542-006-00	PIN,CONTROL	*	1					
22	V710-140-004-00	RING,SNAP/4 E	*	1					
23	6215-531-001-00	SPRING GOVERNOR	*	1					
24	6215-541-003-10	LEVER,CONTROL	*	1					
25	6209-044-001-00	BOLT/M6X18	*	1					

FIG. 21 FUEL PIPE

(NO. 1~242224)

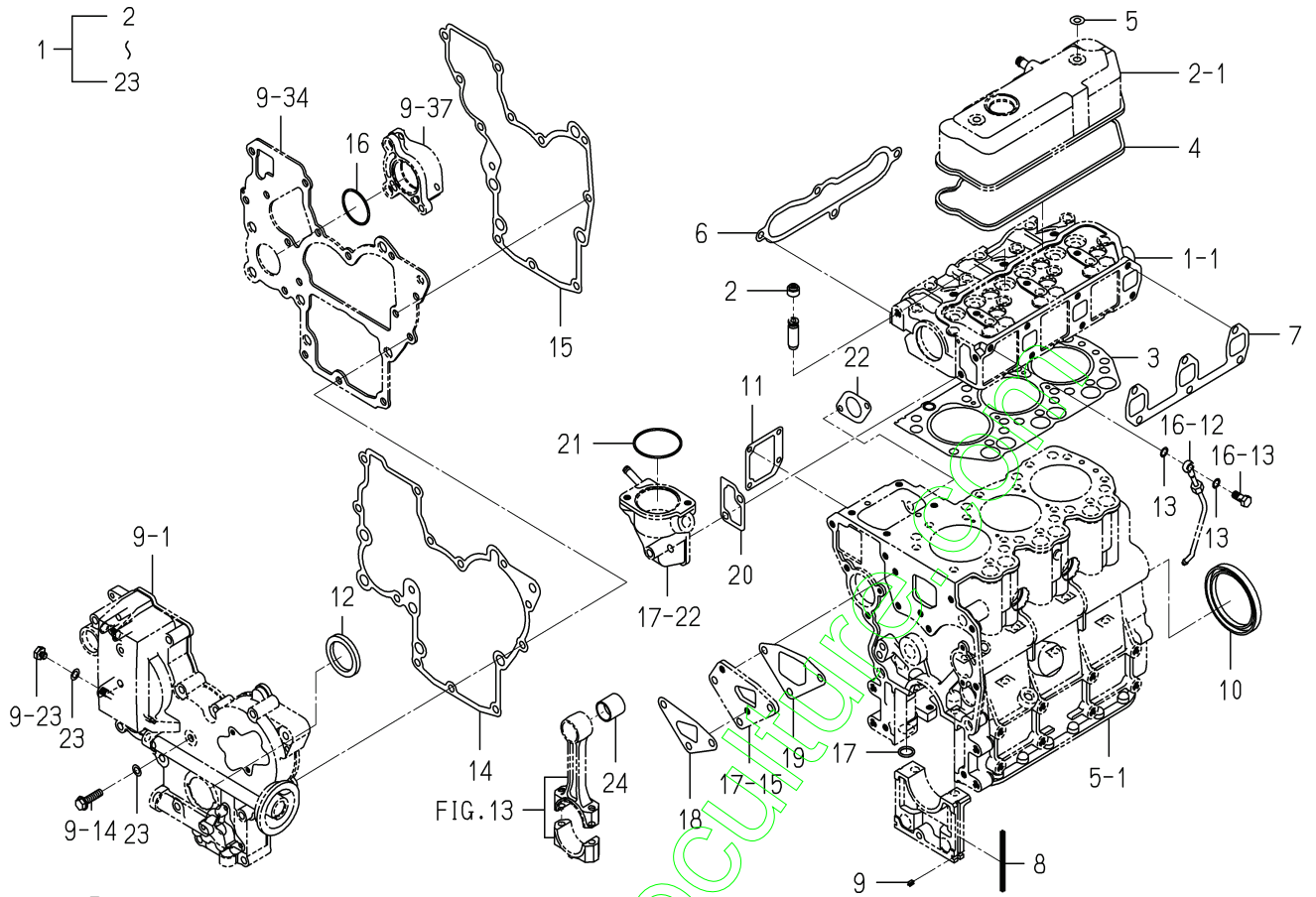
(NO. 242225~)



6004-550H-0100

KEY	PART CODE	DESCRIPTION	S P C	TYPE OF MODEL	I T C	C O L	G R P	REMARKS
1	6215-412-002-10	CONNECTOR	*	E3100 G01				
1A	6215-412-004-00	CONNECTOR/FUEL	*	1 -242224				
2	6215-411-125-00	PIPE/FUEL	*	1 242225-				
3	6209-360-018-00	HOSE/RUBBER/160	*	1				
4	J062-076-082-00	CLIP/HOSE/7.6-8.2	*	1 -242224				
4A	J062-076-082-00	CLIP/HOSE/7.6-8.2	*	2 242225-				
5	6209-360-021-00	HOSE/RUBBER	*	1 -242224				
5A	6209-360-120-00	HOSE/RUBBER/70	*	1 242225-				
6	3632-360-036-00	JOINT-TYPE 2	*	1				
7	6209-704-009-00	CLAMP/WIRE/10-12	*	2 -242224				
8	6215-419-001-00	TUBE,ORIFICE	*	1 -242224				
8A	3640-586-004-00	RESISTANCE/1.0	*	1 242225-				
9	J062-087-093-00	CLIP/HOSE/8.7-9.3	*	1 -242224				
9A	J062-087-093-00	CLIP/HOSE/8.7-9.3	*	2 242225-				

FIG. 26 REPAIR PARTS

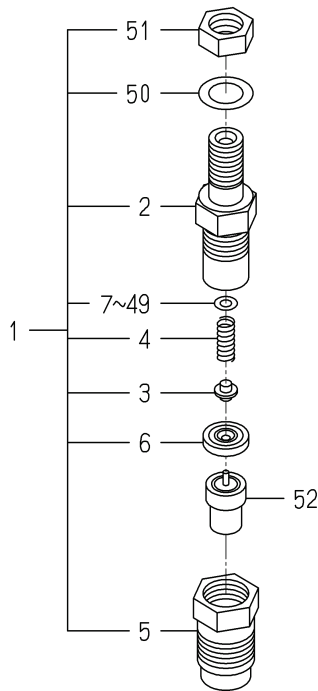


6004-999I-0100

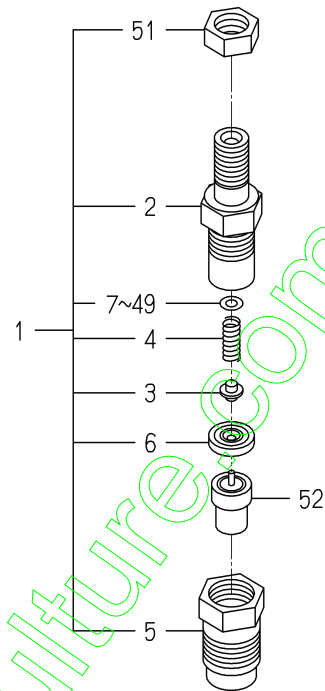
KEY	PART CODE	DESCRIPTION	S P C	TYPE OF MODEL		I T C	C O L	G R P	REMARKS
				E3100	601				
1	6287-810-039-00	REPAIR/ENGINE SET	T	1					
2	6212-569-002-00	SEAL,OIL	T	6					
3	6211-141-008-30	GASKET/CYLINDERHEAD	T	1					
4	6211-173-003-00	SEAL,CYL.HEAD COVER	T	1					
5	6209-572-003-00	GASKET	T	2					
6	6214-115-001-20	GASKET,INLET MANIFOL	T	1					
7	6214-145-001-30	GASKET,EXH.MANIFOLD	T	1					
8	6211-258-001-00	SEAL,BEARING CAP	T	4					
9	6211-258-002-00	SEAL,BEARING CAP/7	T	2					
10	6209-625-012-00	OIL SEAL	T	1					
11	6211-292-001-20	GASKET/COVER	T	1					
12	6209-625-002-00	SEAL,OIL	T	1					
13	6209-920-002-00	PACKING	T	2					
14	6211-312-001-30	GASKET/GEARCASE	T	1					
15	6211-312-004-20	GASKET/PLATE	T	1					
16	V723-102-004-20	O-RING	T	1					
17	V720-102-401-50	O-RING/P15	T	1					
18	6213-614-003-10	GASKET/WATER PUMP	T	1					
19	6213-614-004-10	GASKET,SPACER	T	1					
20	6213-743-002-10	GASKET/HOUSING	T	1					
21	V723-102-005-50	O-RING	T	1					
22	6209-630-002-10	GASKET	T	1					
23	6209-500-003-00	WASHER/08X14X01	T	2					

FIG. 27 COMPONENT PARTS FOR 6215-300-036-00,10 ON Fig.19

(NO. 1~223724)



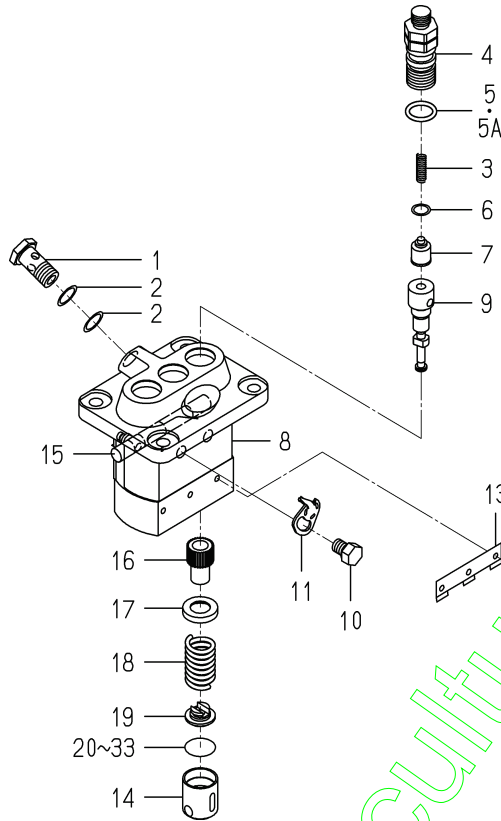
(NO. 223725~)



6215-300-036-1B

KEY	PART CODE	DESCRIPTION	S P C	TYPE OF MODEL		I T C	C O L	G R P	REMARKS
				E3100 G01					
1	6215-330-024-00	HOLDER/NOZZLE ASSY	*	3					
1A	6215-330-024-10	HOLDER/NOZZLE ASSY	*	3		2			
2	6215-331-008-00	BODY/NOZZLE HOLDER	*	3					
3	6215-342-001-00	PIN,NOZZLE HOLDER	*	3					
4	6215-343-001-00	WASHER	*	3					
5	6215-332-013-00	NUT/NOZZLERETAINING	*	3					
6	6215-339-001-00	PIECE,DISTANCE	*	3					
7	6215-345-001-00	WASHER/0.9	*	3					
8	6215-345-002-00	WASHER/0.925	*	3					
9	6215-345-003-00	WASHER/0.95	*	3					
10	6215-345-004-00	WASHER/0.975	*	3					
11	6215-345-005-00	WASHER/1.0	*	3					
12	6215-345-006-00	WASHER/1.025	*	3					
13	6215-345-007-00	WASHER/1.05	*	3					
14	6215-345-008-00	WASHER/1.075	*	3					
15	6215-345-009-00	WASHER/1.1	*	3					
16	6215-345-010-00	WASHER/1.125	*	3					
17	6215-345-011-00	WASHER/1.15	*	3					
18	6215-345-012-00	WASHER/1.175	*	3					
19	6215-345-013-00	WASHER/1.2	*	3					
20	6215-345-014-00	WASHER/1.225	*	3					
21	6215-345-015-00	WASHER/1.25	*	3					
22	6215-345-016-00	WASHER/1.275	*	3					
23	6215-345-017-00	WASHER/1.3	*	3					
24	6215-345-018-00	WASHER/1.325	*	3					
25	6215-345-019-00	WASHER/1.35	*	3					
26	6215-345-020-00	WASHER/1.375	*	3					
27	6215-345-021-00	WASHER/1.4	*	3					
28	6215-345-022-00	WASHER/1.425	*	3					
29	6215-345-023-00	WASHER/1.45	*	3					

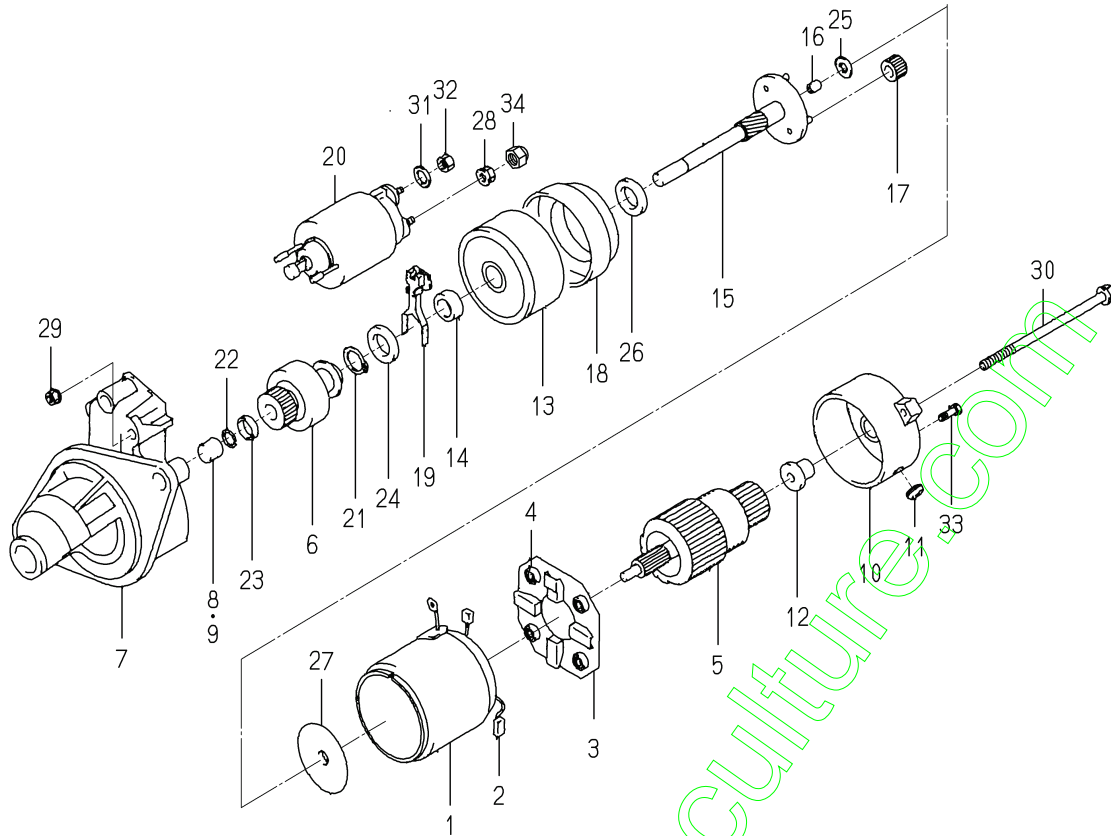
**FIG. 28 COMPONENT PARTS
FOR 6215-600-103-10 ON Fig.20**



6215-600-103-1D

KEY	PART CODE	DESCRIPTION	S P C	TYPE OF MODEL		I T C	C O L	G R P	REMARKS
				E3100 G01					
1	6215-619-009-00	SCREW/HOLLOW	*	1					
2	6215-619-010-00	WASHER/AIR BLEEDER	*	2					
3	6215-643-006-00	SPRING/DELIVERYVALVE	*	3					
4	6215-644-007-00	HOLDER/DELIVERYVALVE	*	3					
5	6215-649-001-00	ORING	*	3					
5A	6215-649-019-00	ORING	*	3	-231476				
6	6215-649-002-00	GASKET/DELIVERYVALVE	*	3	231477-				
7	6215-641-006-00	VALVE ASSY	*	3					
8	6215-611-001-00	HOUSING ASSY	*	1					
9	6215-631-019-00	ELEMENT ASSY	*	3					
10	6215-619-022-00	BOLT/WASHERHEAD	*	2					
11	6215-612-001-00	PLATE/ADJUSTING	*	2					
12	6215-629-001-00	PIN/INJECTIONPUMP	*	3					
13	6215-629-002-00	PLATE	*	1					
14	6215-622-001-00	TAPPET/INJECTIO ASSY	*	3					
15	6215-637-001-00	RACK/CONTROL ASSY	*	1					
16	6215-635-001-00	SLEEVE/PLUNGER	*	3					
17	6215-639-004-00	SEAT/SPRING/UPPER	*	3					
18	6215-634-001-00	SPRING/PUMPPLUNGER	*	3					
19	6215-639-005-00	SEAT/SPRING/LOWER	*	3					
20	6215-629-003-00	PLATE/TAPPET/AD 0.6	*	1					
21	6215-629-004-00	PLATE/TAPPET/AD 0.7	*	1					
22	6215-629-005-00	PLATE/TAPPET/AD 0.8	*	1					
23	6215-629-006-00	PLATE/TAPPET/AD 0.9	*	1					
24	6215-629-007-00	PLATE/TAPPET/AD 1.0	*	1					
25	6215-629-008-00	PLATE/TAPPET/AD 0.2	*	1					
26	6215-629-009-00	PLATE/TAPPET/AD 0.3	*	1					
27	6215-629-010-00	PLATE/TAPPET/AD 0.4	*	1					
28	6215-629-011-00	PLATE/TAPPET/AD 0.5	*	3					
29	6215-629-012-00	PLATE/TAPPET/AD 0.25	*	1					

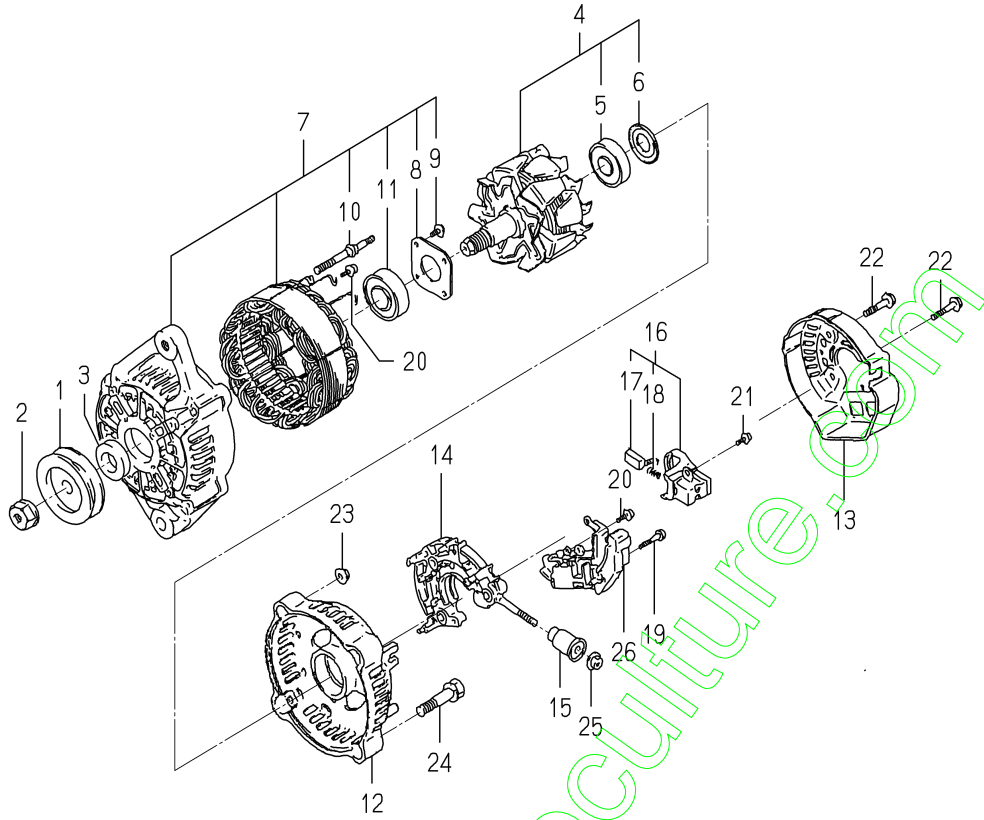
**FIG. 29 COMPONENT PARTS
FOR 6281-100-014-00 ON Fig.23**



6281-100-014-0A

KEY	PART CODE	DESCRIPTION	S P C	TYPE OF MODEL		I T C	C O L	G R P	REMARKS
				E3100	601				
1	6281-111-009-00	YOKE/STARTER ASSY	*	1					
2	6281-119-009-00	BRUSH/STARTER	*	2					
3	6281-118-007-00	HOLDER/STARTER ASSY	*	1					
4	6281-117-003-00	SPRING/STARTERBRUSH	*	4					
5	6281-121-010-00	ARMATURE/STARTE ASSY	*	1					
6	6281-124-011-00	CLUTCH/STARTER ASSY	*	1					
7	6281-129-064-00	HOUSING/STARTER ASSY	*	1					
8	6281-129-080-00	BEARING/NEEDLE	*	1					
9	6281-129-058-00	BEARING/NEEDLE	*	1					
10	6281-115-017-00	FRAME/COMMUTATOR END	*	1					
11	6281-115-018-00	COVER	*	1					
12	6281-129-065-00	BEARING/OILLESS	*	1					
13	6281-129-066-00	BEARING/WITH SHOCKAB	*	1					
14	6281-129-067-00	BEARING/OILLESS	*	1					
15	6281-129-068-00	SHAFT/STARTER PLANET	*	1					
16	6281-129-069-00	BEARING/OILLESS	*	1					
17	6281-129-070-00	GEAR/STARTER PLANETA	*	3					
18	6281-129-071-00	GEAR/STARTERINTERNAL	*	1					
19	6281-127-003-00	LEVER/PINIONDRIVE	*	1					
20	6281-151-014-00	SWITCH/MAGNETIC ASSY	*	1					
21	6281-129-072-00	RING/SNAP	*	1					
22	6281-129-073-00	RING/SNAP	*	1					
23	6281-129-074-00	NUT/PINIONSTOP	*	1					
24	6281-129-075-00	WASHER/SK	*	1					
25	6281-129-076-00	WASHER/SK	*	1					
26	6281-129-077-00	WASHER/SK	*	1					
27	6281-129-078-00	PLATE	*	1					
28	6281-129-030-00	NUT	*	1					
29	6281-129-029-00	NUT	*	2					
30	6281-129-043-00	BOLT/THROUGH	*	2					

**FIG. 30 COMPONENT PARTS
FOR 6281-200-005-00 ON Fig.23**



6281-200-005-0B

KEY	PART CODE	DESCRIPTION	S P C	TYPE OF MODEL		I T C	C O L	G R P	REMARKS
				E3100	G01				
1	6281-222-004-00	PULLEY	*	1					
2	6281-229-002-00	NUT	*	1					
3	6281-229-003-00	COLLOR	*	1					
4	6281-221-007-00	ROTOR ASSY	*	1					
5	6281-229-004-00	COVER,BEARING	*	1					
6	6281-229-032-00	BEARING/BALL	*	1					
7	6281-213-018-00	FRAME/DRIVEEND ASSY	*	1					
8	6281-229-006-00	PLATE	*	1					
9	6281-229-007-00	BOLT	*	4					
10	6281-229-008-00	BOLT	*	2					
11	6281-229-033-00	BEARING/BALL	*	1					
12	6281-214-003-00	FRAME	*	1					
13	6281-214-004-00	COVER	*	1					
14	6281-229-029-00	HOLDER ASSY	*	1					
15	6281-229-011-00	BUSH	*	1					
16	6281-217-002-00	HOLDER/BRUSH ASSY	*	1					
17	6281-215-001-00	BRUSH	*	2					
18	6281-216-001-00	SPRING	*	2					
19	6281-229-012-00	BOLT	*	2					
20	6281-229-013-00	BOLT	*	6					
21	6281-229-014-00	BOLT	*	1					
22	6281-229-015-00	BOLT	*	3					
23	6281-229-016-00	NUT	*	2					
24	6281-229-017-00	BOLT	*	2					
25	6281-229-018-00	NUT	*	1					
26	6281-271-002-00	REGULATOR ASSY	*	1					

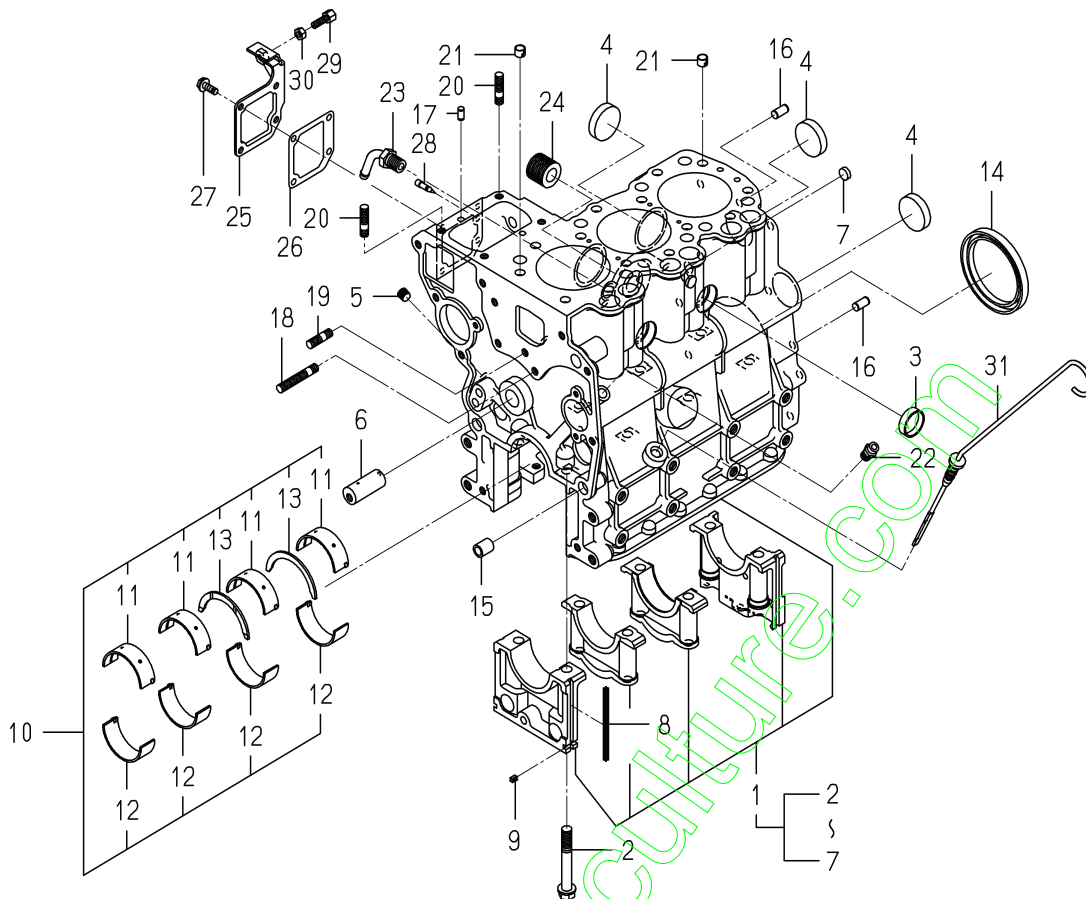
ENGINE

E3112G03...SXG22

www.emc-motoculture.com

ENGINE

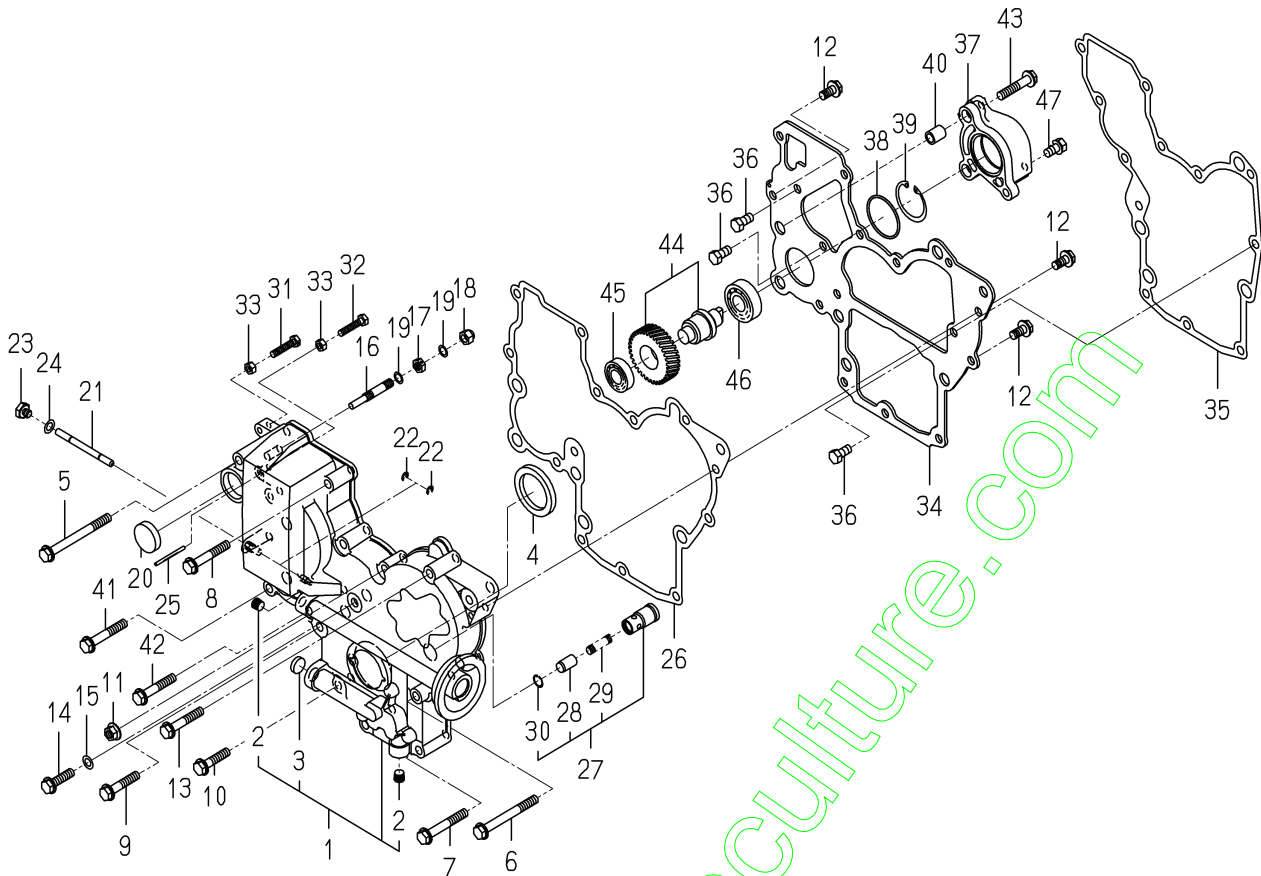
FIG. 5 CYLINDER BLOCK



6004-202E-0100

KEY	PART CODE	DESCRIPTION	S P C	TYPE OF MODEL		I T C	C O L	G R P	REMARKS
				E3112 603					
1	6211-210-037-20	CYLINDERBLOCK ASSY	*	1					
2	6209-000-004-10	BOLT	*	8					
3	6209-610-001-10	CUP/SEALING/28	*	2					
4	6209-610-009-00	CUP/SEALING/36	*	4					
5	6509-605-019-10	PLUG	*	3					
6	6212-531-005-10	PIN/IDLEGEAR	*	1					
7	6209-610-008-00	CUP/SEALING/12	*	2					
8	6211-258-001-00	SEAL, BEARING CAP	*	4					
9	6211-258-002-00	SEAL, BEARING CAP/7	*	2					
10	6211-510-001-00	METAL, CRANK SET	*	1					
11	6211-511-003-00	BEARING/CRANK/UPPER	*	4					
12	6211-511-004-00	BEARING/CRANK/LOWER	*	4					
13	6211-599-001-10	BEARING, THRUST CRANK	*	2					
14	6209-625-012-00	OILSEAL	*	1					
15	6209-749-001-20	PIN/TUBE	*	2					
16	6213-129-006-00	PIN/STRAIGHT	*	2					
17	6209-740-005-00	PIN	*	2					
18	6904-110-840-00	STUD/M8X40	*	1					
19	6904-110-818-00	STUD	*	1					
20	6904-110-822-00	STUD	*	2					
21	6294-453-002-00	DOWEL	*	2					
22	6909-902-299-00	NIPPLE	*	1					
23	6213-721-001-00	PIPE, WATER DRAIN	*	1					
24	6213-319-001-00	CONNECTOR, OIL FILTER	*	1					
25	6211-291-001-10	COVER, INJ PUMP	*	1					
26	6211-292-001-20	GASKET/COVER	*	1					
27	V230-360-601-20	FLANGE BOLT	*	4					
28	6215-549-013-00	PIN	*	1					
29	6209-788-001-00	BOLT, ADJUST	*	1					
30	6909-110-406-00	NUT	*	1					

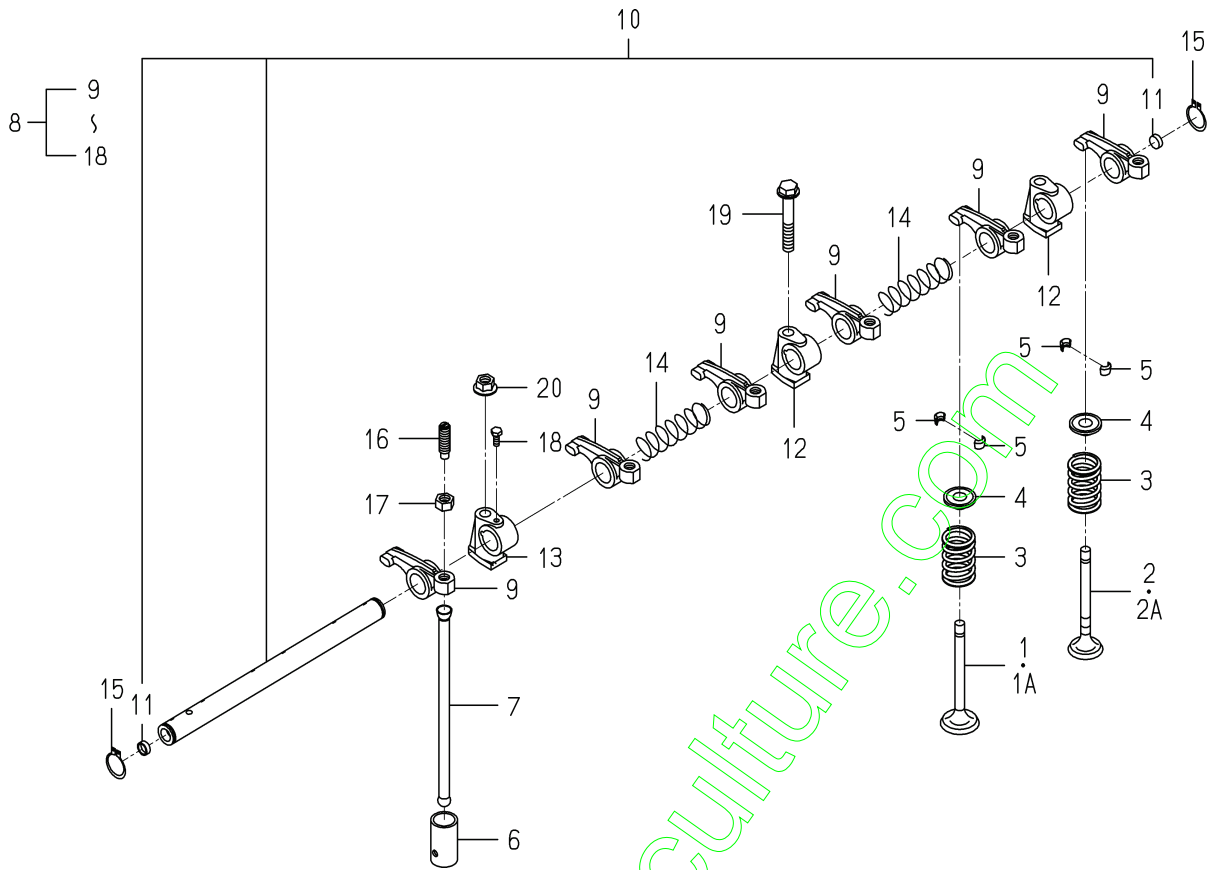
FIG. 9 GEAR CASE



6004-240P-0100,6004-240P-0200

KEY	PART CODE	DESCRIPTION	S P C	TYPE OF MODEL		I T C	C O L	G R P	REMARKS
				E3112	G03				
1	6211-310-038-00	GEARCASE ASSY	*	1					
2	6509-605-019-10	PLUG	*	2					
3	6209-610-002-10	CUP/SEALING/16	*	1					
4	6209-625-002-00	SEAL,OIL	*	1					
5	V231-360-808-50	FLANGE BOLT	*	1					
6	V231-360-807-50	FLANGE BOLT	*	1					
7	V231-360-805-50	FLANGE BOLT	*	2					
8	V231-360-805-00	FLANGE BOLT	*	2					
9	V231-360-804-00	FLANGE BOLT	*	1					
10	V231-360-803-50	FLANGE BOLT	*	1					
11	3817-401-001-00	NUT/M08	*	1					
12	V231-360-801-60	FLANGE BOLT	*	3					
13	V231-360-804-50	FLANGE BOLT	*	1					
14	V231-360-803-00	FLANGE BOLT	*	1					
15	6209-500-003-00	WASHER/08X14X01	*	1					
16	6215-546-001-00	STOPPER,FULL-LOAD	*	1					
17	6209-409-001-00	NUT/M8	*	1					
18	V341-120-008-00	NUT,CAP/M 8	*	1					
19	6209-920-002-00	PACKING	*	2					
20	3625-540-004-00	CAP,BLANK/30	*	1					
21	6215-542-001-10	PIN/ARM	*	1					
22	V710-140-004-00	RING,SNAP/ 4 E	*	2					
23	6209-600-004-00	PLUG/SCREW	*	1					
24	6209-500-003-00	WASHER/08X14X01	*	1					
25	6209-740-001-00	PIN,GROOVE	*	1					
26	6211-312-001-30	GASKET/GEARCASE	*	1					
27	6213-160-002-20	VALVE/RELIEF ASSY	*	1					
28	6213-161-001-20	PISTON/VALVE/RELIEF	*	1					
29	6213-164-001-00	SPRING/RELIEF VALVE	*	1					
30	V705-140-012-00	RING,SNAP/12 C	*	1					

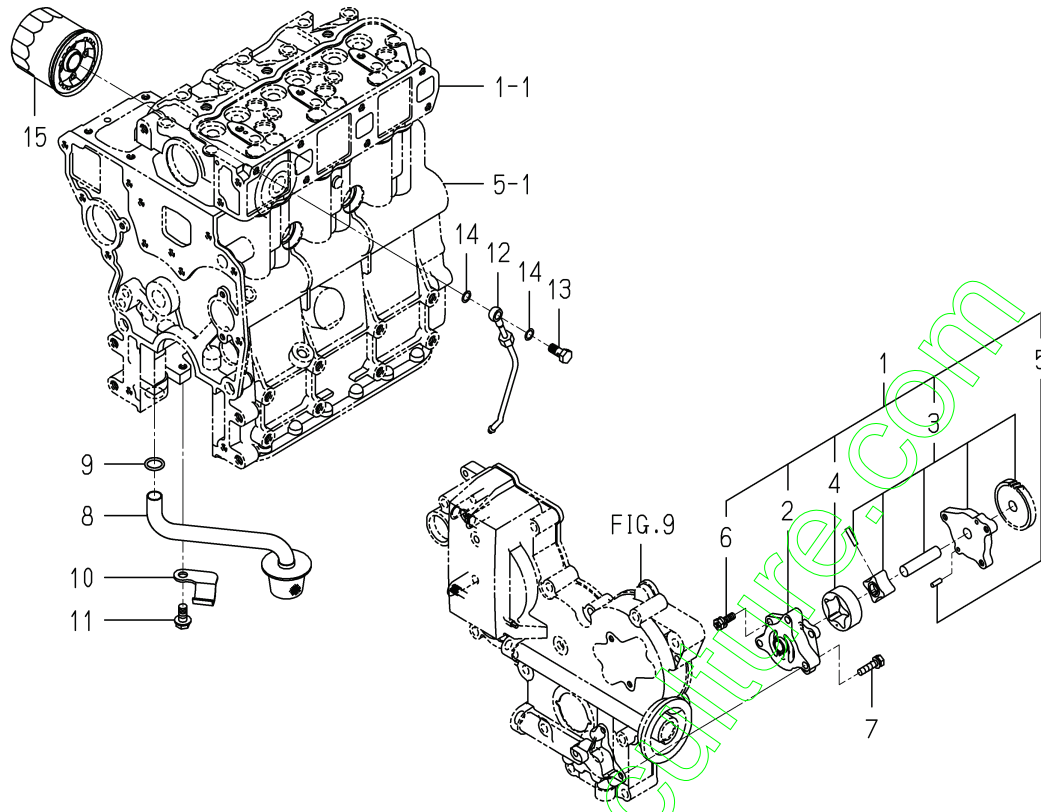
FIG. 11 VALVE



6004-301 -0100

KEY	PART CODE	DESCRIPTION	S P C	TYPE OF MODEL		I T C	C O L	G R P	REMARKS
				E3112 G03					
1	6212-551-001-10	VALVE/INTAKE	*	3					
1A	6212-551-029-00	VALVE/INTAKE	*	-240882					
2	6212-552-001-20	VALVE/EXHAUST	*	3					
2A	6212-552-015-00	VALVE/EXHAUST	*	-240882					
3	6212-561-001-10	SPRING/VALVE	*	6					
4	6212-563-001-00	SEAT, VALVE SPRING	*	6					
5	6212-565-001-00	CUTTER, VALVE	*	12					
6	6212-571-006-00	TAPPET	*	6					
7	6212-575-002-00	ROD, PUSH	*	6					
8	6212-600-002-10	ROCKERSHAFT ASSY	*	1					
9	6212-611-004-10	ROCKERARM	*	6					
10	6212-620-001-20	SHAFT/ROCKERARM ASSY	*	1					
11	6212-626-002-10	PLUG	*	2					
12	6212-628-004-00	BRACKET ROCKER SHAFT	*	2					
13	6212-628-005-00	BRACKET, ROCKER SHAFT	*	1					
14	6209-940-004-00	SPRING	*	2					
15	V704-140-016-00	RING, SNAP/16 C	*	2					
16	6212-616-002-00	SCREW ADJUST	*	6					
17	6209-409-003-00	NUT	*	6					
18	6209-000-002-00	BOLT	*	1					
19	V231-360-805-00	FLANGEBOLT	*	1					
20	3817-401-001-00	NUT/M08	*	2					

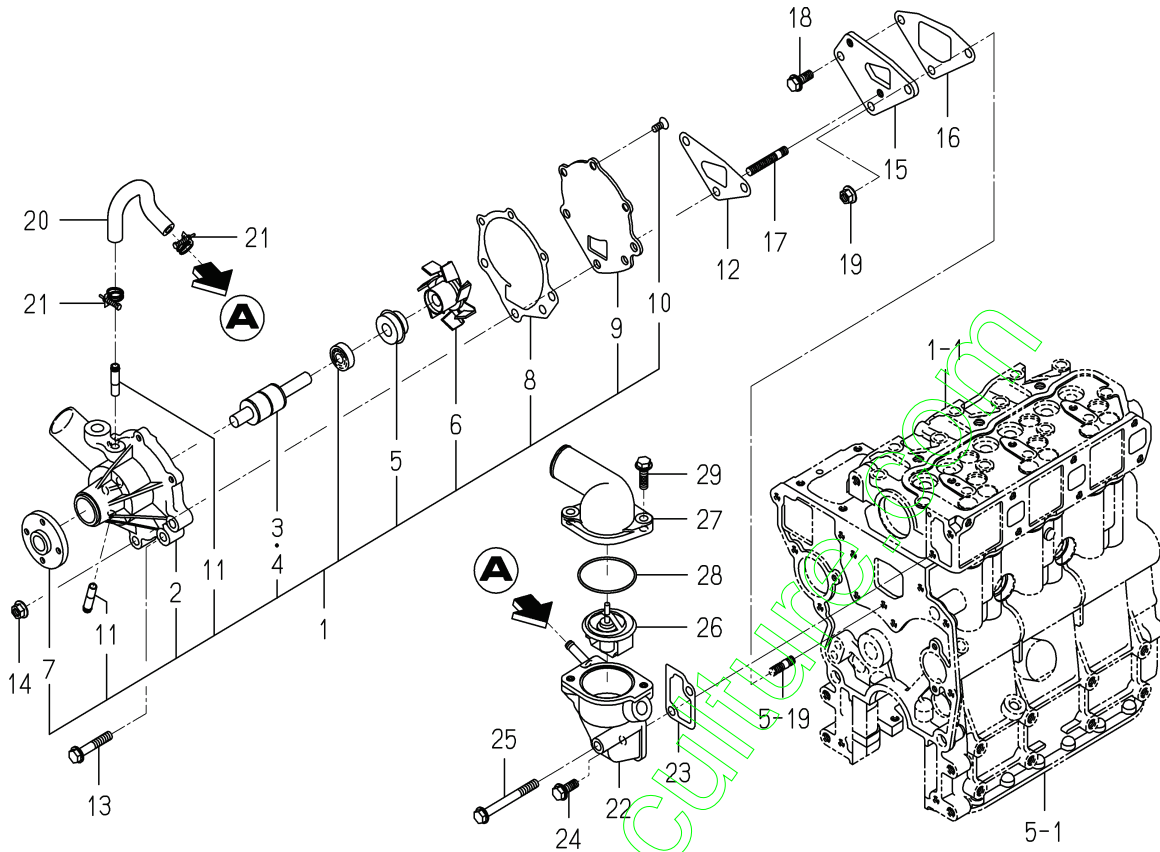
FIG. 16 OIL PUMP



6004-401C-0100

KEY	PART CODE	DESCRIPTION	S P C	TYPE OF MODEL		I T C	C O L	G R P	REMARKS
				E3112	G03				
1	6213-100-003-30	OILPUMP ASSY	*	1					
2	6213-111-001-30	BODY/OILPUMP	*	1					
3	6213-120-003-20	GEAR/OILPUMP ASSY	*	1					
4	6213-125-001-00	ROTOR/OUTER	*	1					
5	6213-129-003-00	PIN/STRAIGHT	*	2					
6	6213-119-001-00	BOLT/WS	*	3					
7	6901-910-625-00	BOLT	*	3					
8	6213-140-023-00	STRAINER	*	1					
9	V720-102-401-50	O-RING/P15	*	1					
10	6213-149-002-00	CLAMP,STRAINER	*	1					
11	V231-360-801-60	FLANGE BOLT	*	1					
12	6213-311-006-00	PIPE,OIL	*	1					
13	6909-906-105-10	BOLT,JOINT	*	1					
14	6209-920-002-00	PACKING	*	2					
15	6213-240-002-10	CARTRIDGE/OILFILTER	*	1					

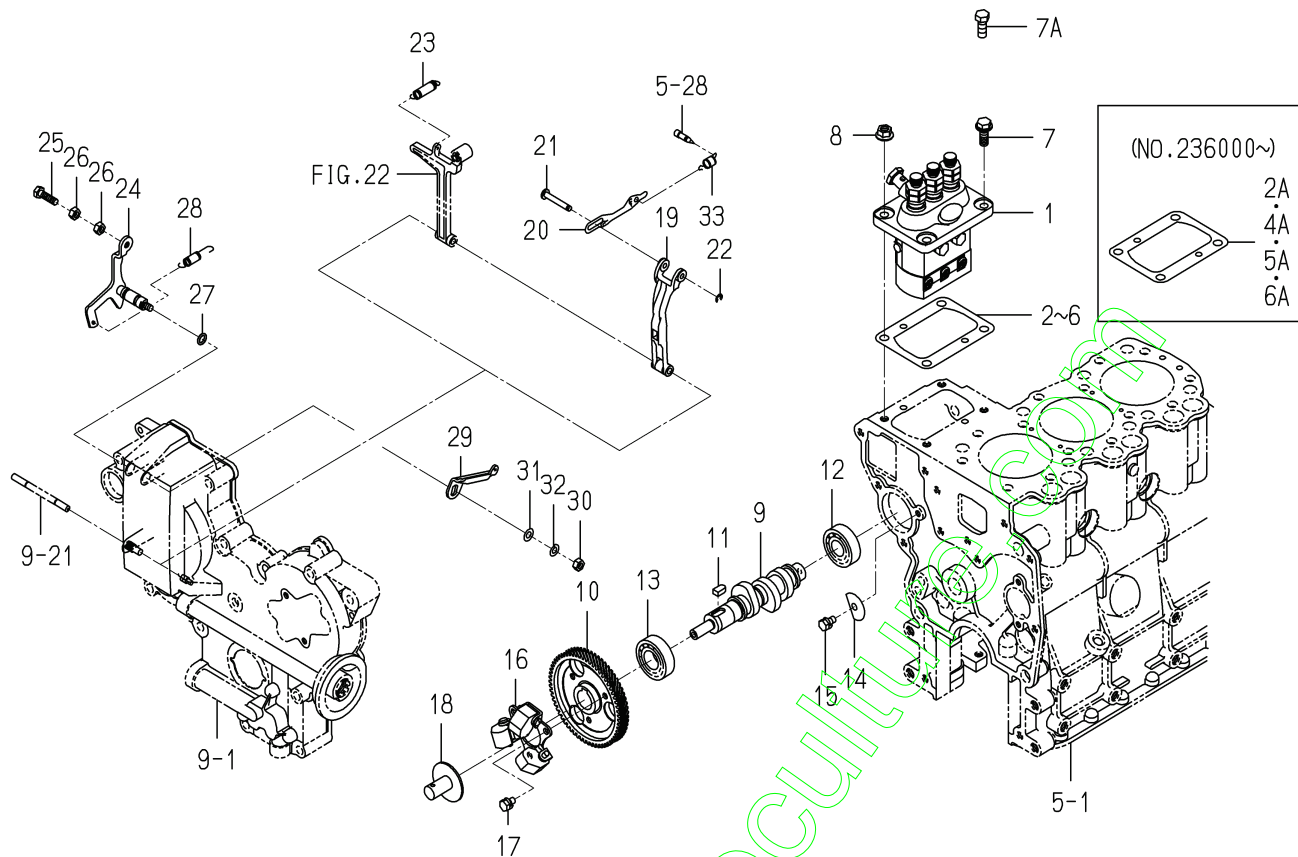
FIG. 17 WATER PUMP



6004-420D-0100

KEY	PART CODE	DESCRIPTION	S P C	TYPE OF MODEL		I T C	C O L	G R P	REMARKS
				E3112 603					
1	6213-610-005-40	WATERPUMP ASSY	*	1					
2	6213-611-003-20	BODY/WATERPUMP	*	1					
3	6213-631-002-00	BEARING/WATER PUMP	*	1					
4	6213-631-005-00	BEARING/WATERPUMP	*	1					
5	6213-622-002-10	SEAL SET/WATER PUMP	*	1					
6	6213-621-003-00	ROTOR/WATERPUMP	*	1					
7	6213-642-002-00	SEAL/WATER PUMPPULLE	*	1					
8	6213-613-002-10	GASKET	*	1					
9	6213-612-004-00	PLATE/WATER PUMP	*	1					
10	6213-619-003-00	SCREW/WATER PUMP	*	3					
11	6213-619-002-00	PIPE/WATER PUMP	*	2					
12	6213-614-003-10	GASKET/WATER PUMP	*	1					
13	V231-360-804-50	FLANGEBOLT	*	1					
14	3817-401-001-00	NUT/M08	*	2					
15	6213-619-001-00	SPACER,PUMP.WATER	*	1					
16	6213-614-004-10	GASKET,SPACER	*	1					
17	6904-110-840-00	STUD/M8X40	*	2					
18	V231-360-802-00	FLANGEBOLT	*	1					
19	3817-401-001-00	NUT/M08	*	1					
20	6213-729-016-00	HOSE/RUBBER	*	1					
21	J061-210-015-00	CLAMP/WIRE/10-15	*	2					
22	6213-716-001-50	HOUSING/THERMOSTAT	*	1					
23	6213-743-002-10	GASKET/HOUSING	*	1					
24	V231-360-802-00	FLANGEBOLT	*	1					
25	V231-360-807-50	FLANGEBOLT	*	1					
26	6513-770-022-10	THERMOSTAT	*	1					
27	6213-711-004-00	PIPE/WATEROUTLET	*	1					
28	V723-102-005-50	O-RING	*	1					
29	V231-360-802-50	FLANGEBOLT	*	2					

FIG. 20 INJECTION PUMP



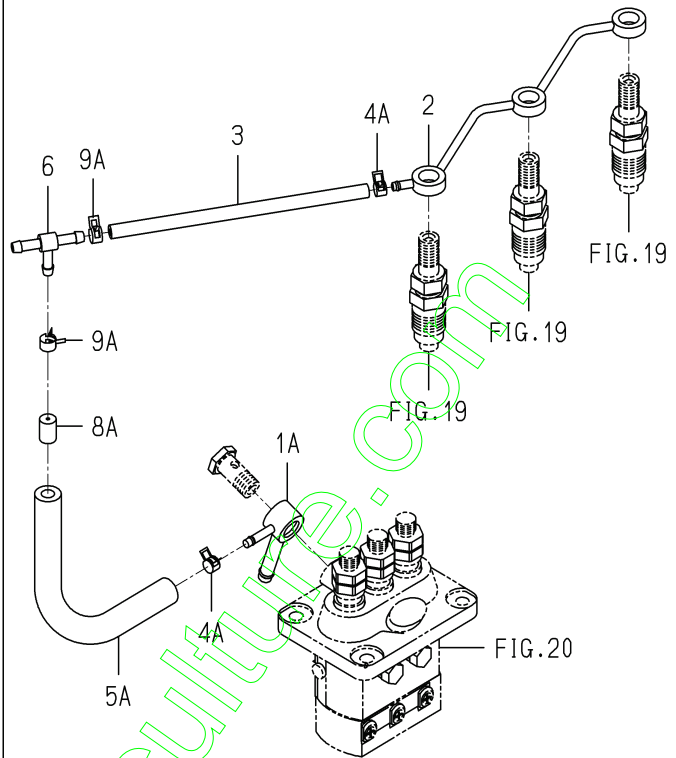
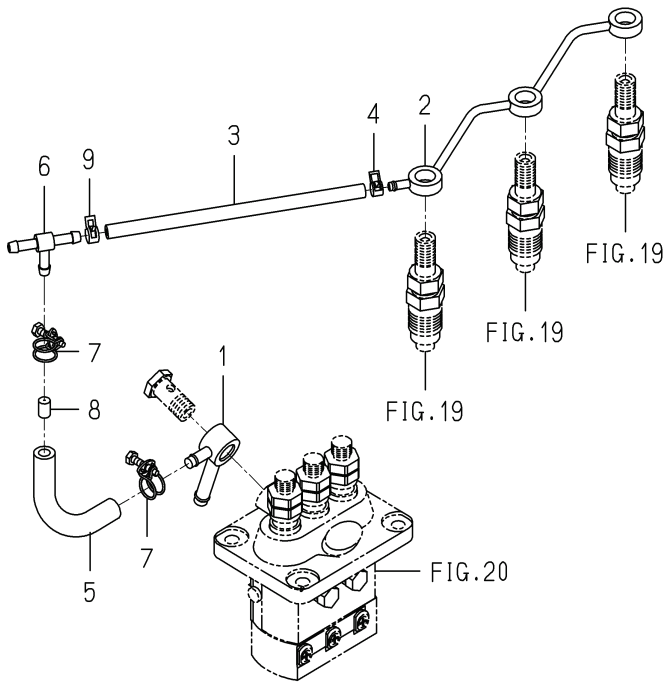
6004-511 -0100

KEY	PART CODE	DESCRIPTION	S P C	TYPE OF MODEL		I T C	C O L	G R P	REMARKS
				E3112	G03				
1	6215-600-103-10	INJECTIONPUMP ASSY	*	1					FIG 028
2	6219-752-006-00	SHIM/INJECTION P/0.3	*	1					
2A	6219-752-045-00	SHIM/INJECTIONPUMP	*	1	236000-				
3	6219-752-007-00	SHIM/INJECTION P/0.1	*	1					
4	6219-752-008-00	SHIM/INJECTION P/0.2	*	1	235999				
4A	6219-752-044-00	SHIM/INJECTIONPUMP	*	1	236000-				
5	6219-752-009-00	SHIM/INJECTION P/0.4	*	1	235999				
5A	6219-752-046-00	SHIM/INJECTIONPUMP	*	1	236000-				
6	6219-752-010-00	SHIM/INJECTION P/0.5	*	1	229516				
6A	6219-752-047-00	SHIM/INJECTIONPUMP	*	1	236000-				
7	V231-360-802-00	FLANGE BOLT	*	2	240938				
7A	V201-360-802-00	BOLT/M8X20	*	2	240939-				
8	3817-401-001-00	NUT/M8	*	2					
9	6215-621-016-20	CAMSHAFT/INJECTION P	*	1					
10	6212-524-002-20	GEAR/INJECTIONPUMP	*	1					
11	6209-730-005-00	KEY/07X05X09	*	1					
12	V600-110-620-30	BEARING,RB/6203	*	1					
13	V600-110-600-40	BEARING,RB/6004	*	1					
14	6212-535-002-00	PLATE,THRUST INJPUMP	*	1					
15	6901-910-612-00	BOLT,SEMS/M6X12	*	1					
16	6215-520-001-00	FLYWEIGHT	*	1					
17	6209-030-043-00	BOLT/M6X10	*	3					
18	6215-526-004-00	THRUSTPIECE	*	1					
19	6215-541-001-10	ARM/FLOATING COMP	*	1					
20	6215-543-002-10	RINK/CONTROL	*	1					
21	6215-542-006-00	PIN,CONTROL	*	1					
22	V710-140-004-00	RING,SNAP/ 4 E	*	1					
23	6215-531-001-00	SPRING GOVERNOR	*	1					
24	6215-541-003-10	LEVER,CONTROL	*	1					
25	6209-044-001-00	BOLT/M6X18	*	1					

FIG. 21 FUEL PIPE

(NO. 1~242224)

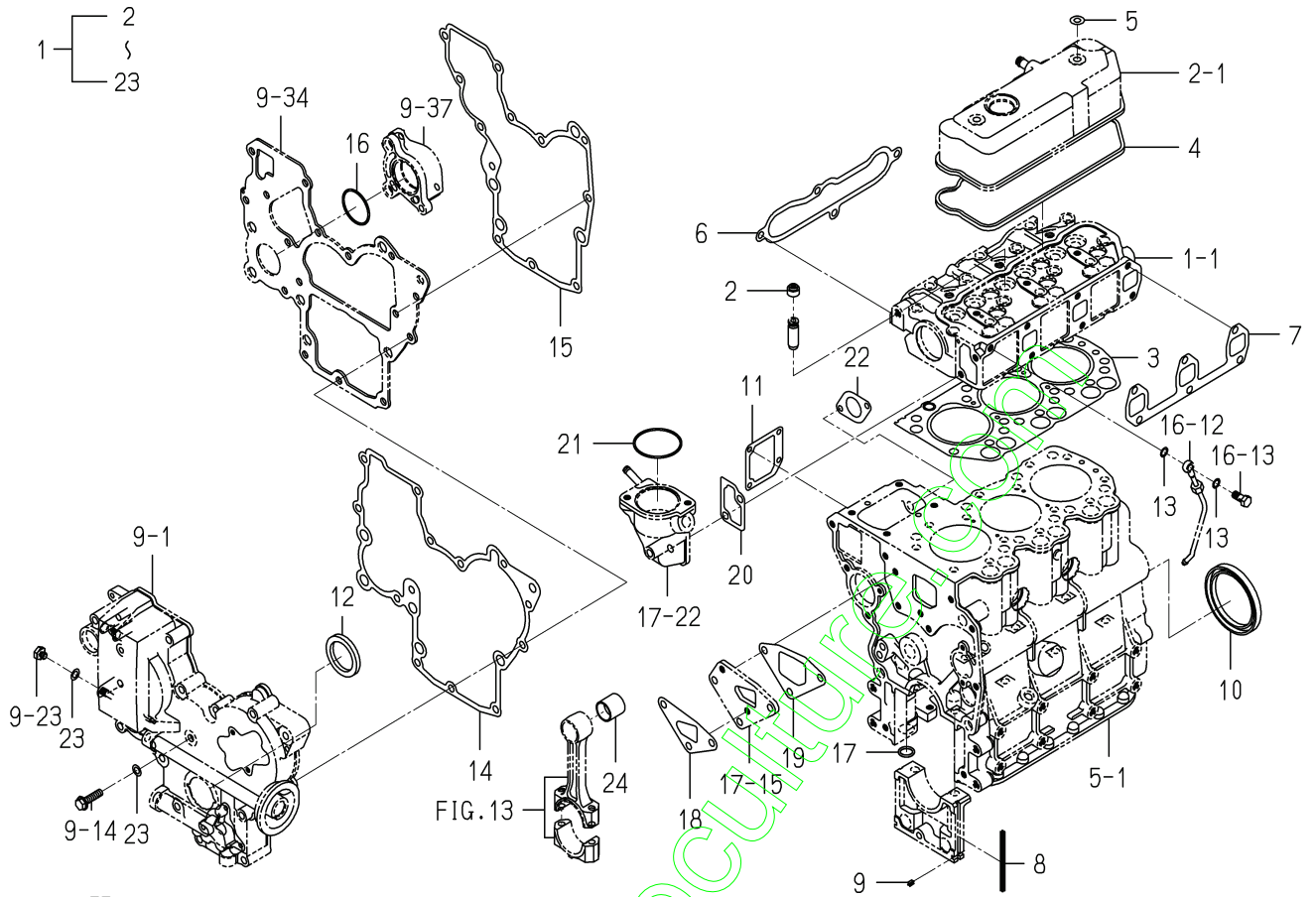
(NO. 242225~)



6004-550H-0100

KEY	PART CODE	DESCRIPTION	S P C	TYPE OF MODEL	I T C	C O L	G R P	REMARKS
1	6215-412-002-10	CONNECTOR	*	E3112 G03 1 -242224				
1A	6215-412-004-00	CONNECTOR/FUEL	*	1 242225-				
2	6215-411-125-00	PIPE/FUEL	*	1				
3	6209-360-018-00	HOSE/RUBBER/160	*	1				
4	J062-076-082-00	CLIP/HOSE/7.6-8.2	*	1 -242224				
4A	J062-076-082-00	CLIP/HOSE/7.6-8.2	*	2 242225-				
5	6209-360-021-00	HOSE/RUBBER	*	1 -242224				
5A	6209-360-120-00	HOSE/RUBBER/70	*	1 242225-				
6	3632-360-036-00	JOINT-TYPE 2	*	1				
7	6209-704-009-00	CLAMP/WIRE/10-12	*	2 -242224				
8	6215-419-001-00	TUBE,ORIFICE	*	1 -242224				
8A	3640-586-004-00	RESISTANCE/1.0	*	1 242225-				
9	J062-087-093-00	CLIP/HOSE/8.7-9.3	*	1 -242224				
9A	J062-087-093-00	CLIP/HOSE/8.7-9.3	*	2 242225-				

FIG. 26 REPAIR PARTS

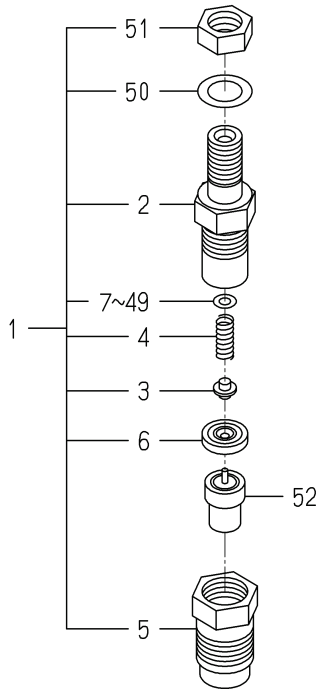


6004-999H-0100

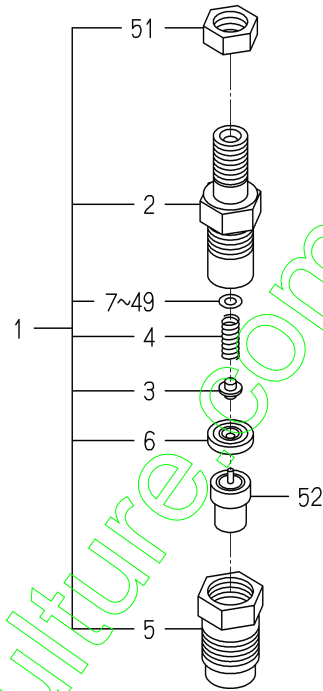
KEY	PART CODE	DESCRIPTION	S P C	TYPE OF MODEL		I T C	C O L	G R P	REMARKS
				E3112	603				
1	6287-810-036-00	REPAIR/ENGINESET	T	1					
2	6212-569-002-00	SEAL,OIL	T	6					
3	6211-141-029-20	GASKET/CYLINDERHEAD	T	1					
4	6211-173-003-00	SEAL,CYL.HEAD COVER	T	1					
5	6209-572-003-00	GASKET	T	2					
6	6214-115-001-20	GASKET,INLET MANIFOL	T	1					
7	6214-145-001-30	GASKET,EXH.MANIFOLD	T	1					
8	6211-258-001-00	SEAL,BEARING CAP	T	4					
9	6211-258-002-00	SEAL,BEARING CAP/7	T	2					
10	6209-625-012-00	OIL SEAL	T	1					
11	6211-292-001-20	GASKET/COVER	T	1					
12	6209-625-002-00	SEAL,OIL	T	1					
13	6209-920-002-00	PACKING	T	2					
14	6211-312-001-30	GASKET/GEARCASE	T	1					
15	6211-312-004-20	GASKET/PLATE	T	1					
16	V723-102-004-20	O-RING	T	1					
17	V720-102-401-50	O-RING/P15	T	1					
18	6213-614-003-10	GASKET/WATER PUMP	T	1					
19	6213-614-004-10	GASKET,SPACER	T	1					
20	6213-743-002-10	GASKET/HOUSING	T	1					
21	V723-102-005-50	O-RING	T	1					
22	6209-630-002-10	GASKET	T	1					
23	6209-500-003-00	WASHER/08X14X01	T	2					

FIG. 27 COMPONENT PARTS FOR 6215-300-036-00,10 ON Fig.19

(NO. 1~223724)



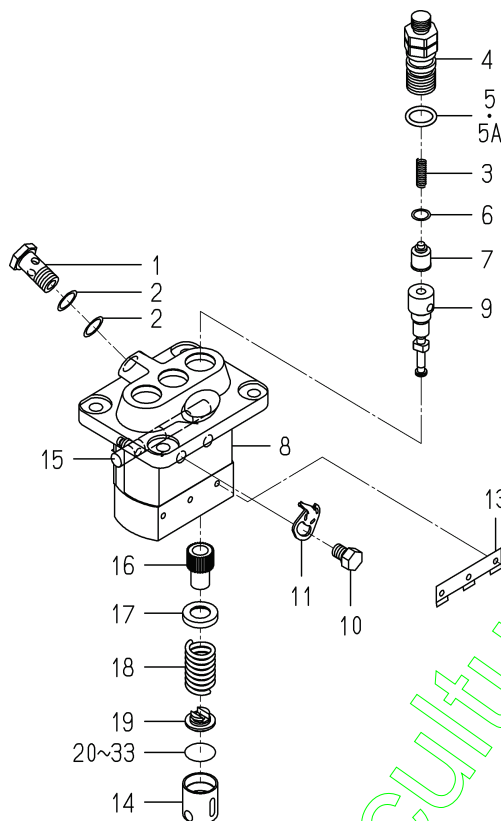
(NO. 223725~)



6215-300-036-1B

KEY	PART CODE	DESCRIPTION	S P C	TYPE OF MODEL		I T C	C O L	G R P	REMARKS
				E3112 G03					
1	6215-330-024-00	HOLDER/NOZZLE ASSY	*	3					
1A	6215-330-024-10	HOLDER/NOZZLE ASSY	*	3		2			
2	6215-331-008-00	BODY/NOZZLE HOLDER	*	3					
3	6215-342-001-00	PIN,NOZZLE HOLDER	*	3					
4	6215-343-001-00	WASHER	*	3					
5	6215-332-013-00	NUT/NOZZLERETAINING	*	3					
6	6215-339-001-00	PIECE,DISTANCE	*	3					
7	6215-345-001-00	WASHER/0.9	*	3					
8	6215-345-002-00	WASHER/0.925	*	3					
9	6215-345-003-00	WASHER/0.95	*	3					
10	6215-345-004-00	WASHER/0.975	*	3					
11	6215-345-005-00	WASHER/1.0	*	3					
12	6215-345-006-00	WASHER/1.025	*	3					
13	6215-345-007-00	WASHER/1.05	*	3					
14	6215-345-008-00	WASHER/1.075	*	3					
15	6215-345-009-00	WASHER/1.1	*	3					
16	6215-345-010-00	WASHER/1.125	*	3					
17	6215-345-011-00	WASHER/1.15	*	3					
18	6215-345-012-00	WASHER/1.175	*	3					
19	6215-345-013-00	WASHER/1.2	*	3					
20	6215-345-014-00	WASHER/1.225	*	3					
21	6215-345-015-00	WASHER/1.25	*	3					
22	6215-345-016-00	WASHER/1.275	*	3					
23	6215-345-017-00	WASHER/1.3	*	3					
24	6215-345-018-00	WASHER/1.325	*	3					
25	6215-345-019-00	WASHER/1.35	*	3					
26	6215-345-020-00	WASHER/1.375	*	3					
27	6215-345-021-00	WASHER/1.4	*	3					
28	6215-345-022-00	WASHER/1.425	*	3					
29	6215-345-023-00	WASHER/1.45	*	3					

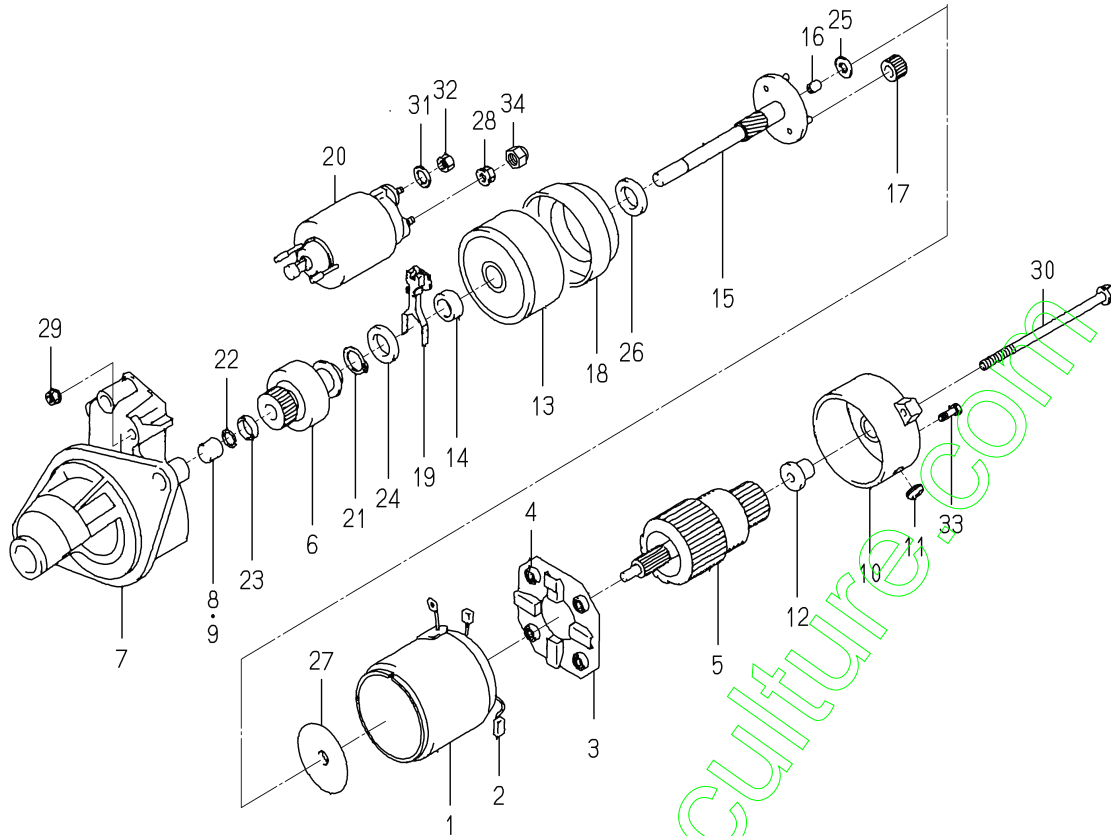
**FIG. 28 COMPONENT PARTS
FOR 6215-600-103-10 ON Fig.20**



6215-600-103-1D

KEY	PART CODE	DESCRIPTION	S P C	TYPE OF MODEL		I T C	C O L	G R P	REMARKS
				E3112 G03					
1	6215-619-009-00	SCREW/HOLLOW	*	1					
2	6215-619-010-00	WASHER/AIR BLEEDER	*	2					
3	6215-643-006-00	SPRING/DELIVERYVALVE	*	3					
4	6215-644-007-00	HOLDER/DELIVERYVALVE	*	3					
5	6215-649-001-00	ORING	*	3					
5A	6215-649-019-00	ORING	*	3	-231476				
6	6215-649-002-00	GASKET/DELIVERYVALVE	*	3	231477-				
7	6215-641-006-00	VALVE ASSY	*	3					
8	6215-611-001-00	HOUSING ASSY	*	1					
9	6215-631-019-00	ELEMENT ASSY	*	3					
10	6215-619-022-00	BOLT/WASHERHEAD	*	2					
11	6215-612-001-00	PLATE/ADJUSTING	*	2					
12	6215-629-001-00	PIN/INJECTIONPUMP	*	3					
13	6215-629-002-00	PLATE	*	1					
14	6215-622-001-00	TAPPET/INJECTIO ASSY	*	3					
15	6215-637-001-00	RACK/CONTROL ASSY	*	1					
16	6215-635-001-00	SLEEVE/PLUNGER	*	3					
17	6215-639-004-00	SEAT/SPRING/UPPER	*	3					
18	6215-634-001-00	SPRING/PUMPPLUNGER	*	3					
19	6215-639-005-00	SEAT/SPRING/LOWER	*	3					
20	6215-629-003-00	PLATE/TAPPET/AD 0.6	*	1					
21	6215-629-004-00	PLATE/TAPPET/AD 0.7	*	1					
22	6215-629-005-00	PLATE/TAPPET/AD 0.8	*	1					
23	6215-629-006-00	PLATE/TAPPET/AD 0.9	*	1					
24	6215-629-007-00	PLATE/TAPPET/AD 1.0	*	1					
25	6215-629-008-00	PLATE/TAPPET/AD 0.2	*	1					
26	6215-629-009-00	PLATE/TAPPET/AD 0.3	*	1					
27	6215-629-010-00	PLATE/TAPPET/AD 0.4	*	1					
28	6215-629-011-00	PLATE/TAPPET/AD 0.5	*	3					
29	6215-629-012-00	PLATE/TAPPET/AD 0.25	*	1					

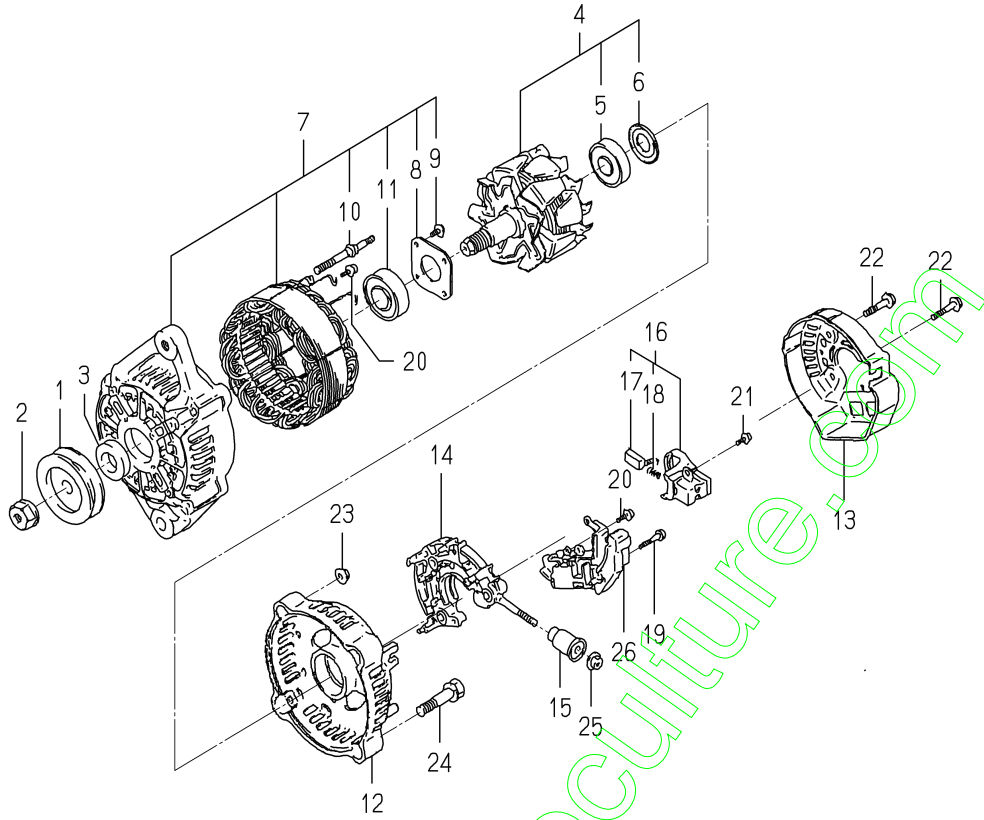
**FIG. 29 COMPONENT PARTS
FOR 6281-100-014-00 ON Fig.23**



6281-100-014-0A

KEY	PART CODE	DESCRIPTION	S P C	TYPE OF MODEL		I T C	C O L	G R P	REMARKS
				E3112	G03				
1	6281-111-009-00	YOKE/STARTER ASSY	*	1					
2	6281-119-009-00	BRUSH/STARTER	*	2					
3	6281-118-007-00	HOLDER/STARTER ASSY	*	1					
4	6281-117-003-00	SPRING/STARTERBRUSH	*	4					
5	6281-121-010-00	ARMATURE/STARTE ASSY	*	1					
6	6281-124-011-00	CLUTCH/STARTER ASSY	*	1					
7	6281-129-064-00	HOUSING/STARTER ASSY	*	1					
8	6281-129-080-00	BEARING/NEEDLE	*	1					
9	6281-129-058-00	BEARING/NEEDLE	*	1					
10	6281-115-017-00	FRAME/COMMUTATOR END	*	1					
11	6281-115-018-00	COVER	*	1					
12	6281-129-065-00	BEARING/OILLESS	*	1					
13	6281-129-066-00	BEARING/WITH SHOCKAB	*	1					
14	6281-129-067-00	BEARING/OILLESS	*	1					
15	6281-129-068-00	SHAFT/STARTER PLANET	*	1					
16	6281-129-069-00	BEARING/OILLESS	*	1					
17	6281-129-070-00	GEAR/STARTER PLANETA	*	3					
18	6281-129-071-00	GEAR/STARTERINTERNAL	*	1					
19	6281-127-003-00	LEVER/PINIONDRIVE	*	1					
20	6281-151-014-00	SWITCH/MAGNETIC ASSY	*	1					
21	6281-129-072-00	RING/SNAP	*	1					
22	6281-129-073-00	RING/SNAP	*	1					
23	6281-129-074-00	NUT/PINIONSTOP	*	1					
24	6281-129-075-00	WASHER/SK	*	1					
25	6281-129-076-00	WASHER/SK	*	1					
26	6281-129-077-00	WASHER/SK	*	1					
27	6281-129-078-00	PLATE	*	1					
28	6281-129-030-00	NUT	*	1					
29	6281-129-029-00	NUT	*	2					
30	6281-129-043-00	BOLT/THROUGH	*	2					

**FIG. 30 COMPONENT PARTS
FOR 6281-200-005-00 ON Fig.23**



6281-200-005-0B

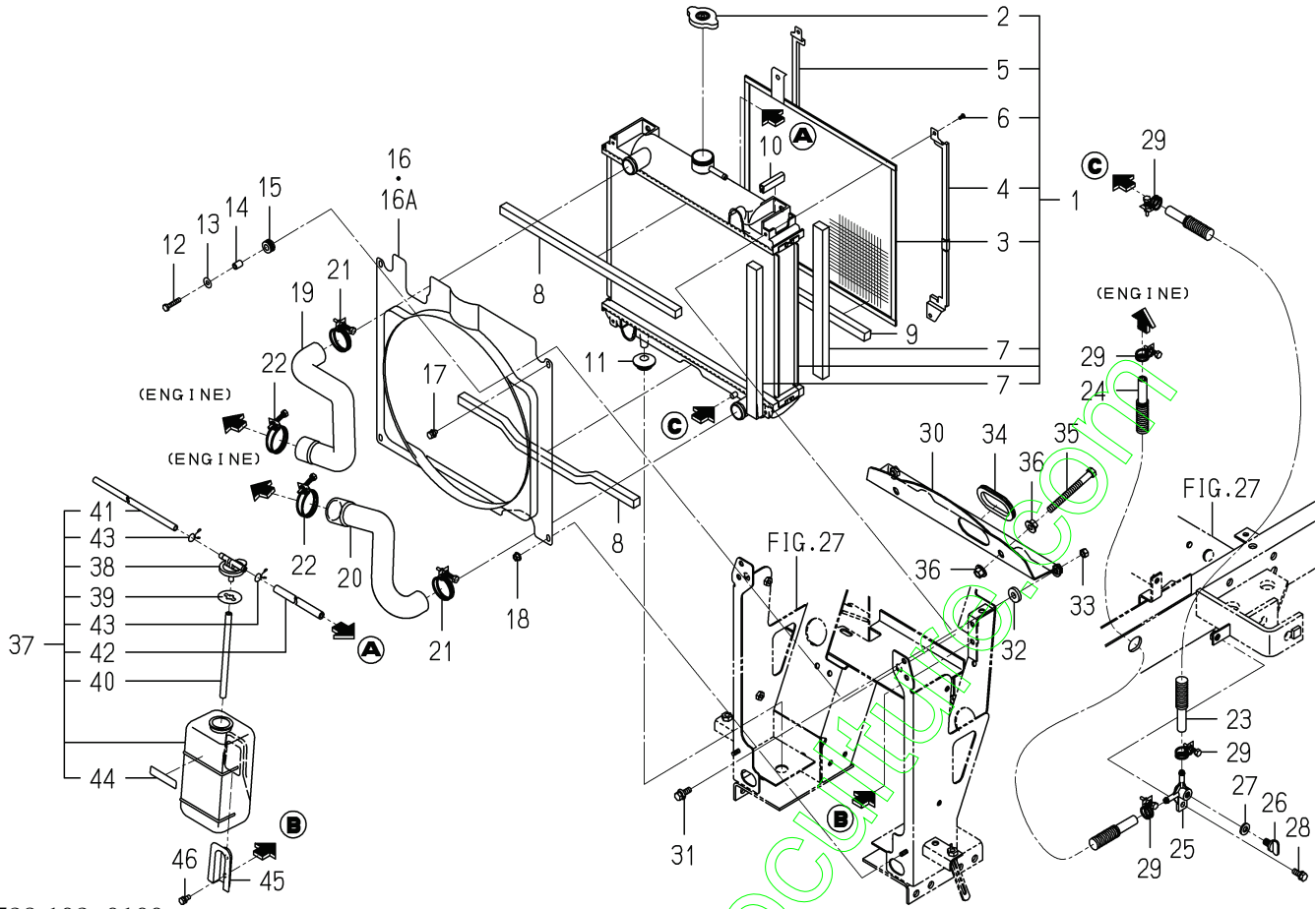
KEY	PART CODE	DESCRIPTION	S P C	TYPE OF MODEL		I T C	C O L	G R P	REMARKS
				E3112 G03					
1	6281-222-004-00	PULLEY	*	1					
2	6281-229-002-00	NUT	*	1					
3	6281-229-003-00	COLLOR	*	1					
4	6281-221-007-00	ROTOR ASSY	*	1					
5	6281-229-004-00	COVER,BEARING	*	1					
6	6281-229-032-00	BEARING/BALL	*	1					
7	6281-213-018-00	FRAME/DRIVEEND ASSY	*	1					
8	6281-229-006-00	PLATE	*	1					
9	6281-229-007-00	BOLT	*	4					
10	6281-229-008-00	BOLT	*	2					
11	6281-229-033-00	BEARING/BALL	*	1					
12	6281-214-003-00	FRAME	*	1					
13	6281-214-004-00	COVER	*	1					
14	6281-229-029-00	HOLDER ASSY	*	1					
15	6281-229-011-00	BUSH	*	1					
16	6281-217-002-00	HOLDER/BRUSH ASSY	*	1					
17	6281-215-001-00	BRUSH	*	2					
18	6281-216-001-00	SPRING	*	2					
19	6281-229-012-00	BOLT	*	2					
20	6281-229-013-00	BOLT	*	6					
21	6281-229-014-00	BOLT	*	1					
22	6281-229-015-00	BOLT	*	3					
23	6281-229-016-00	NUT	*	2					
24	6281-229-017-00	BOLT	*	2					
25	6281-229-018-00	NUT	*	1					
26	6281-271-002-00	REGULATOR ASSY	*	1					

CHASSIS

www.emc-motoculture.com

C
H
A
S
S
I
S

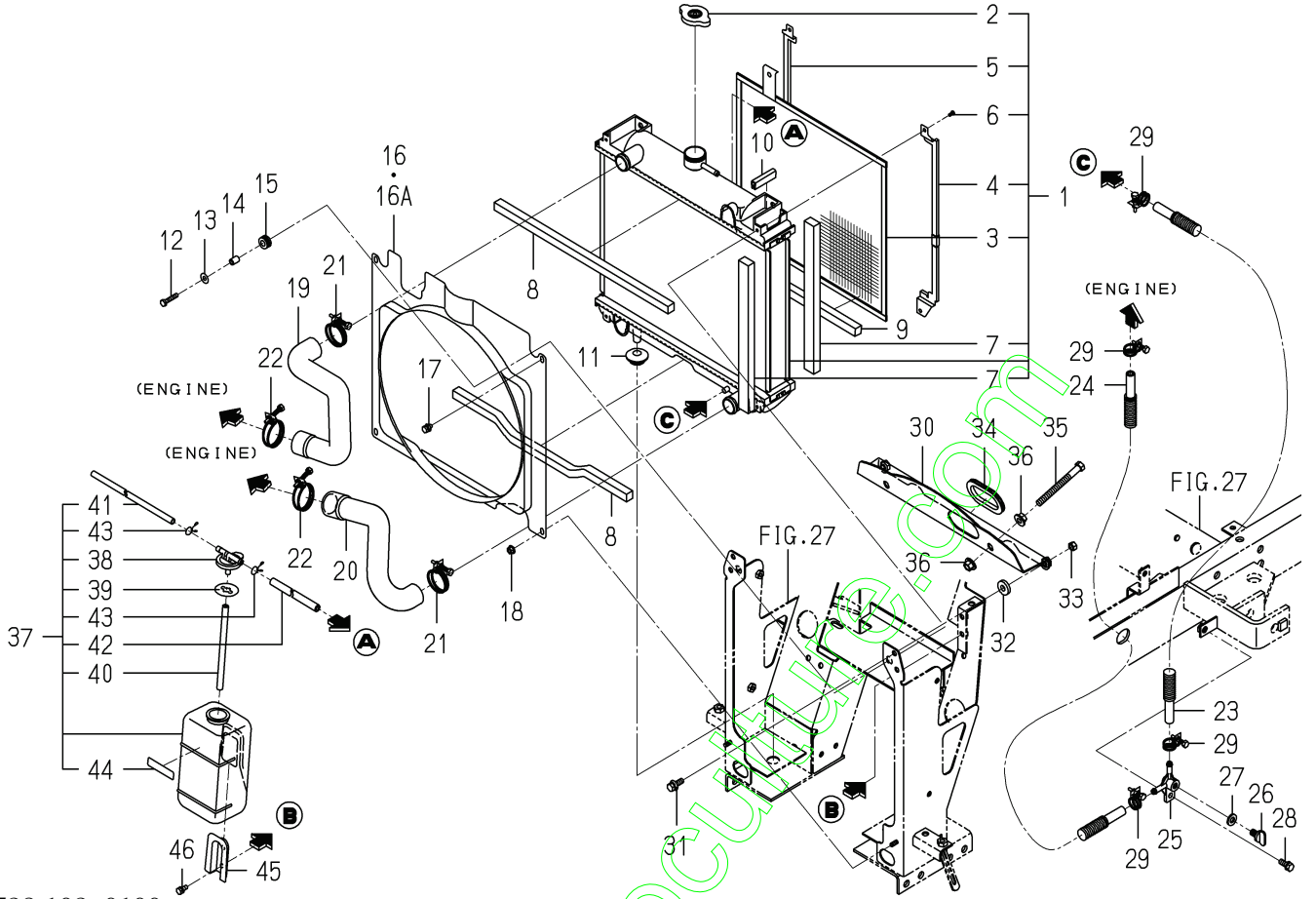
FIG. 2 RADIATOR SYSTEM



1728-102-0100

KEY	PART CODE	DESCRIPTION	S P C	TYPE OF MODEL		I T C	C O L	G R P	REMARKS
				SXG19	SXG22				
1	1705-102-500-00	RADIATOR ASSY	*	1	1				
2	1650-102-202-10	CAP	*	1	1				
3	1703-102-202-00	PROTECTOR	*	1	1				
4	1703-102-205-00	GUIDE	*	1	1				
5	1703-102-206-00	GUIDE	*	1	1				
6	1703-102-203-00	SCREW/P	*	4	4				
7	1705-102-202-00	PACKING	*	4	4				
8	1650-102-006-00	INSULATOR	*	2	2				
9	1705-102-009-00	SEAL/15X15X380	*	1	1				
10	3666-202-005-00	PROTECTOR	*	1	1				
11	1421-603-004-00	BUSH,LEVER	*	2	2				
12	V200-260-603-00	BOLT/M 6X30	*	2	2				
13	3740-162-005-00	WASHER	*	4	4				
14	2150-661-002-00	COLLAR	*	2	2				
15	1427-621-012-00	GROMMET	*	2	2				
16	1728-102-210-00	SHROUD COMP	*	1 -3541	1 -1128				
16A	1728-102-210-10	SHROUD COMP	*	1 3542-	1 1129-	1			
17	V210-360-601-20	BOLT,SEMS	*	2	2				
18	V360-260-006-00	NUT/M6	*	2	2				
19	1725-102-001-00	HOSE/RADIATOR/UPPER	*	1	1				
20	1705-102-016-00	HOSE/RADIATOR/LOWER	*	1	1				
21	J061-230-038-00	CLAMP/WIRE/30-38	*	2	2				
22	J061-236-044-00	CLAMP/WIRE/36-44	*	2	2				
23	1728-102-220-00	HOSE/290 ASSY	*	1	1				
24	1728-102-230-00	HOSE/450 ASSY	*	1	1				
25	1560-104-010-40	CONNECTOR	*	1	1				
26	1424-101-203-00	PLUG	*	1	1				
27	1424-101-204-00	PACKING	*	1	1				
28	V211-360-802-00	BOLT/SP	*	1	1				
29	J061-210-015-00	CLAMP/WIRE/10-15	*	4	4				

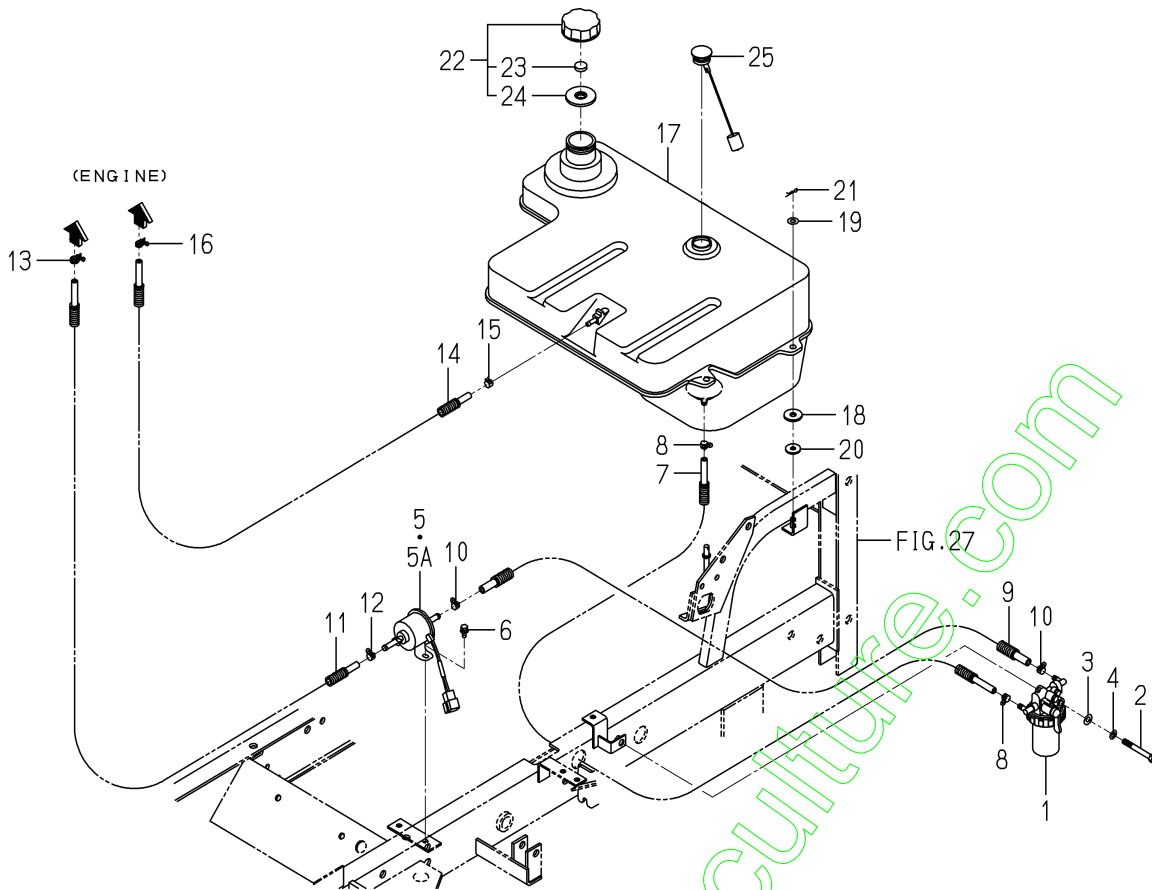
FIG. 2 RADIATOR SYSTEM



1728-102-0100

KEY	PART CODE	DESCRIPTION	S P C	TYPE OF MODEL		I T C	C O L	G R P	REMARKS
				SXG19	SXG22				
30	1728-102-200-00	PANEL/RADIATOR COMP	*	1	1				
31	V201-260-802-50	BOLT/M 8X25	*	2	2				
32	1423-616-004-00	CUSHION/RUBBER/10X25	*	2	2				
33	V304-260-008-00	NUT	*	2	2				
34	1724-102-012-00	TRIM/188	*	1	1				
35	V201-261-010-00	BOLT/M10X100	*	2	2				
36	V363-260-010-00	NUT/M10	*	4	4				
37	1705-102-240-20	RESERVETANK ASSY	*	1	1				
38	6221-408-008-00	CAP	*	1	1				
39	6221-408-009-00	PACKING	*	1	1				
40	6221-408-010-00	HOSE/RUBBER	*	1	1				
41	1705-102-251-10	PIPE	*	1	1				
42	1705-102-252-20	HOSE/RUBBER	*	1	1				
43	6221-408-013-00	CLAMP	*	2	2				
44	6221-408-007-00	PLATE/CAUTION	*	1	1				
45	6221-408-003-00	BRACKET/RESERVETANK	*	1	1				
46	V210-260-601-60	BOLT/S	*	2	2				

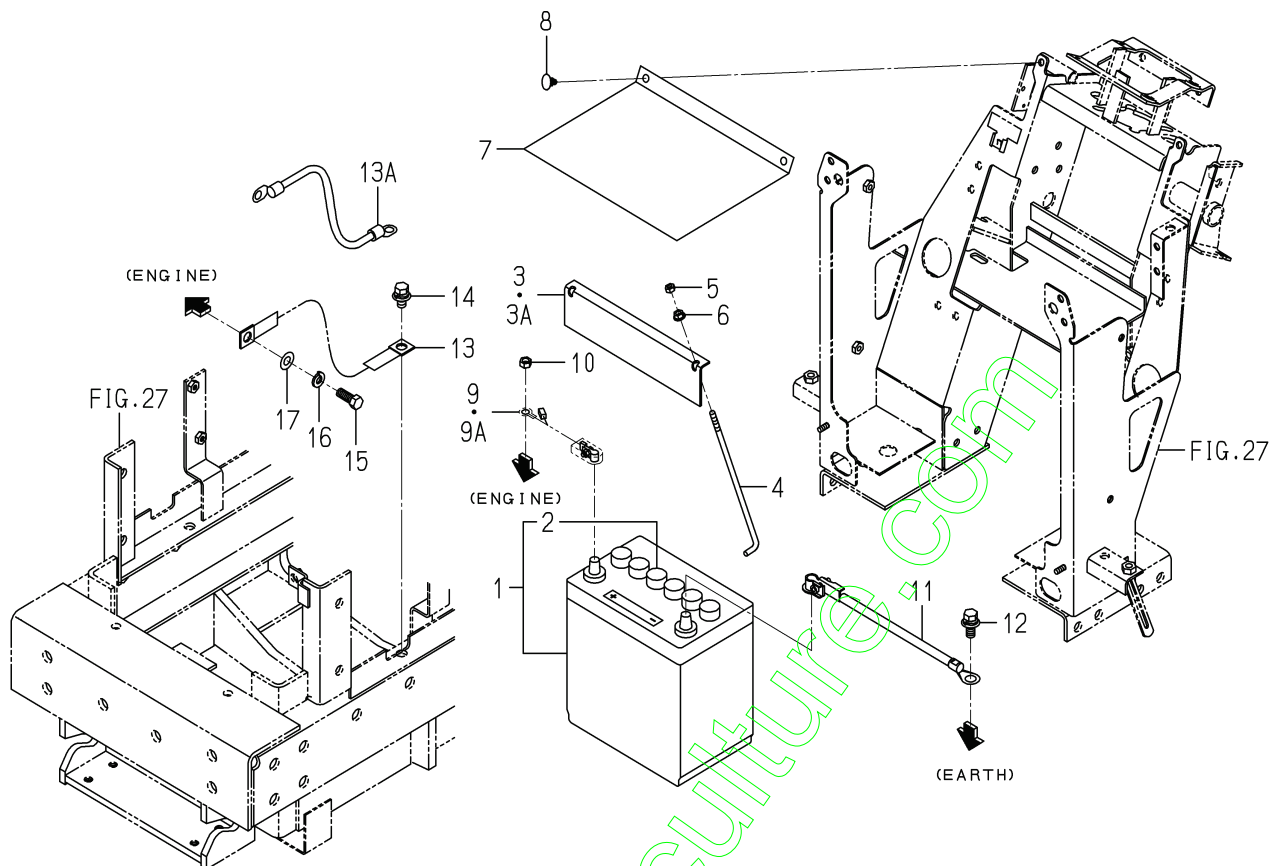
FIG. 5 FUEL PUMP, FUEL TANK SYSTEM



1728-105-0100, 1728-111-0100

KEY	PART CODE	DESCRIPTION	S P C	TYPE OF MODEL		I T C	C O L	G R P	REMARKS
				SXG19	SXG22				
1	1725-105-220-00	FILTER/FUEL ASSY	*	1	1				FIG 054
2	V201-260-806-50	BOLT/M 8X65	*	1	1				
3	V401-160-008-00	WASHER, SP/M 8	*	1	1				
4	V411-260-008-00	WASHER, PL/M 8	*	1	1				
5	3805-311-210-10	PUMP/FUEL ASSY	*	1 -1751	1 -624				
5A	3829-311-200-00	PUMP/FUEL ASSY	*	1 1752-2	1 625-2				
6	V210-360-601-60	BOLT(SP)/M6X16	*	1	1				
7	1728-105-240-00	HOSE/07X12X700 ASSY	*	1	1				
8	1650-111-034-00	CLIP/HOSE/11-13	*	2	2				
9	1705-105-420-00	HOSE/07X12X450 ASSY	*	1	1				
10	1650-111-034-00	CLIP/HOSE/11-13	*	2	2				
11	1728-105-240-00	HOSE/07X12X700 ASSY	*	1	1				
12	1650-111-034-00	CLIP/HOSE/11-13	*	1	1				
13	J061-211-013-00	CLAMP/WIRE/11-13	*	1	1				
14	1728-105-230-00	HOSE/06X10X1650 ASSY	*	1	1				
15	J062-104-111-00	CLIP/HOSE/10.4-11.1	*	1	1				
16	J061-209-011-00	CLAMP/WIRE/09-11	*	1	1				
17	1728-111-001-00	TANK/FUEL	*	1	1				
18	1593-612-005-00	INSULATOR/10X30X03	*	3	3				
19	V411-260-008-00	WASHER, PL/M 8	*	3	3				
20	3560-201-015-00	WASHER, BINDING SHAFT	*	2	2				
21	V560-160-008-00	PIN/SNAP	*	3	3				
22	1593-612-220-10	CAP, TANK	*	1	1				
23	2706-501-003-00	BREATHER, TANK CAP	*	1	1				
24	2706-501-004-00	GASKET	*	1	1				
25	1593-612-230-00	GAUGE, FUEL	*	1	1				

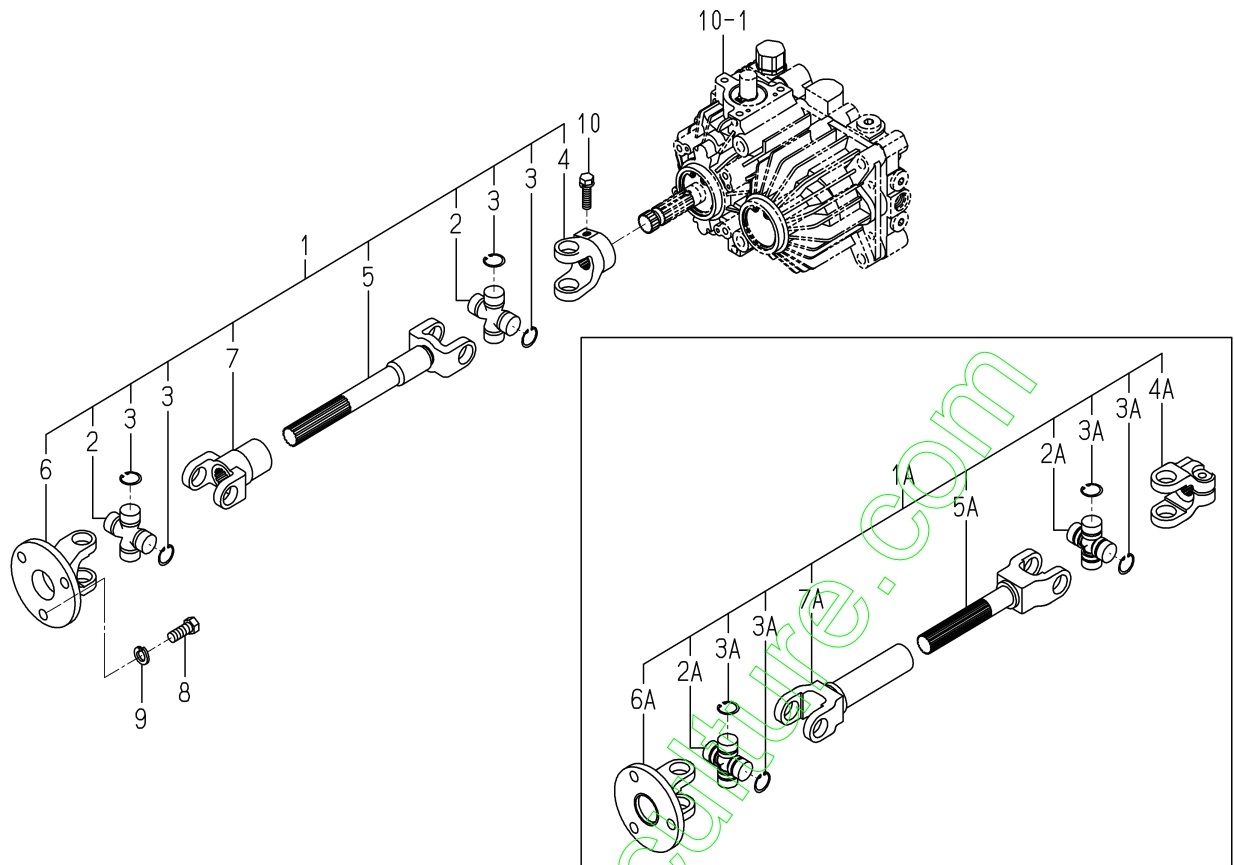
FIG. 6 BATTERY SYSTEM



1728-112 -0100

KEY	PART CODE	DESCRIPTION	S P C	TYPE OF MODEL		I T C	C O L	G R P	REMARKS
				SXG19	SXG22				
1	1672-112-240-00	BATTERY/38B20R ASSY	*	1	1				
2	1427-621-002-10	CAP,BATTERY	*	6	6				
3	2512-650-002-00	BATTERY CAP	*	1	1				
3A	2512-650-002-10	BATTERY CAP	*	1	1	1			
4	1675-112-002-00	BOLT/BATTERY	*	2	2				
5	V301-260-006-00	NUT/M 6	*	2	2				
6	V360-260-006-00	NUT/M6	*	2	2				
7	1728-112-002-00	COVER/BATTERY	*	1	1				
8	1527-604-002-00	CLIP(B)	*	2	2				
9	1728-112-200-00	HARNES/BATTERY ASSY	*	1	1				
9A	1728-112-200-10	HARNES/BATTERY ASSY	*	1	1	1			
10	V304-260-008-00	NUT	*	1	1				
11	1728-112-230-00	CABLE/EARTH ASSY	*	1	1				
12	V211-361-002-50	BOLT/SP	*	1	1				
13	3626-276-003-00	CABLE,WIRE	*	1	1				
13A	3623-263-001-00	WIRE,LEAD	*	1	1				
14	V211-361-002-00	BOLT,SEMS	*	1	1				
15	V203-461-002-00	BOLT/M10X1.25X20	*	1	1				
16	V401-160-010-00	WASHER,SP/M10	*	1	1				
17	V411-260-010-00	WASHER/M10	*	1	1				

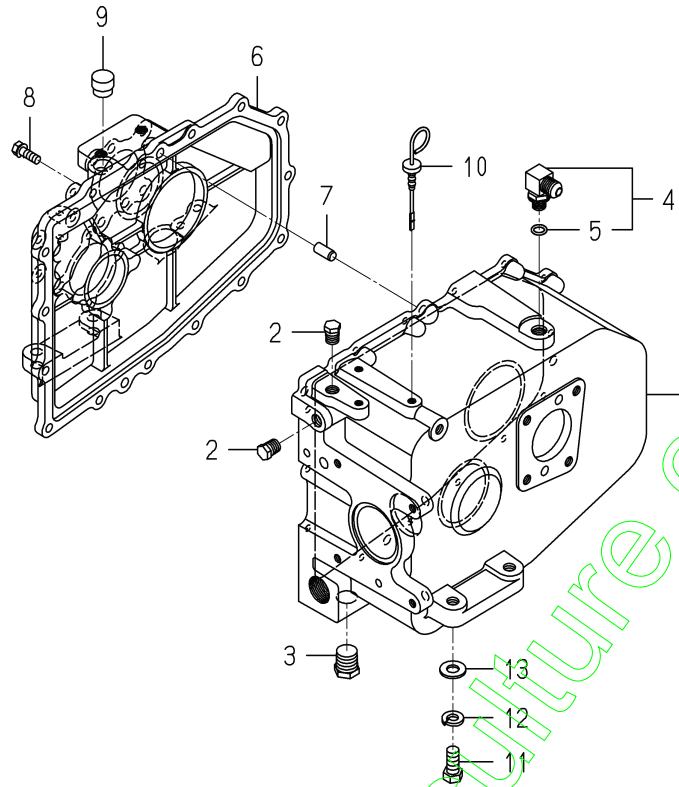
FIG. 8 INPUT SHAFT SYSTEM



1728-120 -0100

KEY	PART CODE	DESCRIPTION	S P C	TYPE OF MODEL		I T C	C O L	G R P	REMARKS
				SXG19	SXG22				
1	1728-120-200-00	JOINT/UMIVERSAL SET	*	1 -3574	1 -1151				
1A	1728-120-220-00	JOINT/UNIVERSAL SET	*	1 3575	1 1152				
2	1725-120-211-00	KIT/JOINT	*	2 -3574	2 -1151				
2A	1752-120-201-00	JOINT/UNIVERSAL ASSY	*	2 3575	2 1152				
3	1725-120-212-00	RING/SNAP	*	8 -3574	8 -1151				
3A	1728-120-221-00	FRANGE/YOKE	*	1 3575	1 1152				
4	1725-120-213-00	YOKE/CLAMP	*	1 -3574	1 -1151				
4A	1728-120-222-00	SLEEVE/YOKE	*	1 3575	1 1152				
5	1728-120-201-00	YOKE/SHAFT	*	1 -3574	1 -1151				
5A	1728-120-223-00	SHAFT/YOKE	*	1 3575	1 1152				
6	1725-120-215-00	YOKE/FLANGE	*	1 -3574	1 -1151				
6A	1752-120-205-00	FLANGE/YOKE	*	1 3575	1 1152				
7	1728-120-202-00	YOKE/SLEEVE	*	1 -3574	1 -1151				
7A	1725-120-216-00	YOKE/SLEEVE	*	1 -3574	1 -1151				
8	V203-361-002-50	BOLT	*	3	3				
9	V401-160-010-00	WASHER,SP/M10	*	3	3				
10	V211-560-803-00	BOLT/M8X30	*	1	1				

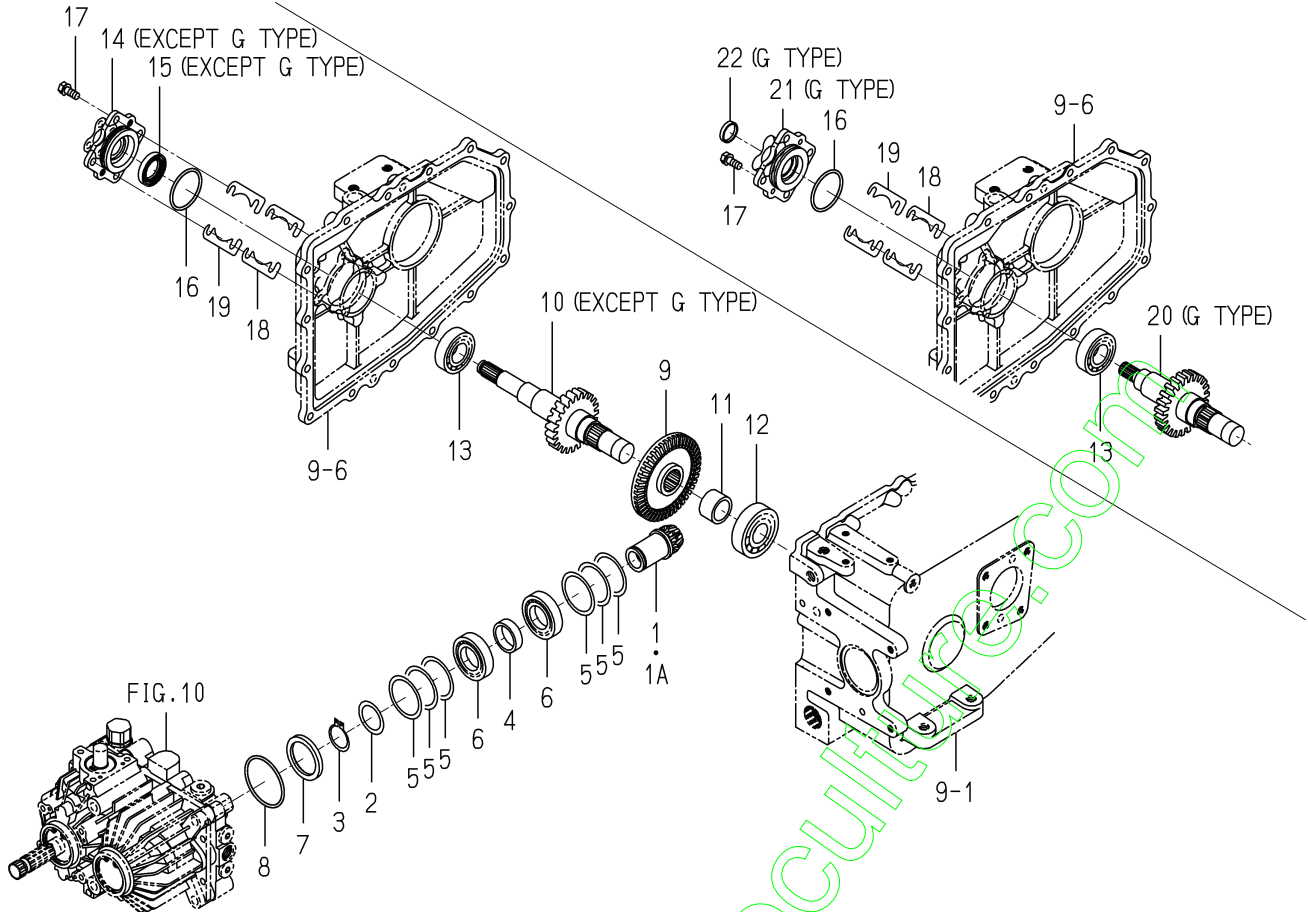
FIG. 9 MISSION CASE SYSTEM



1728-201-0100

KEY	PART CODE	DESCRIPTION	S P C	TYPE OF MODEL		I T C	C O L	G R P	REMARKS
				SXG19	SXG22				
1	1728-201-001-30	CASE/TRANSMISSION/LH	*	1 -426	1 -88				
1A	1728-201-001-40	CASE/TRANSMISSION/LH	*	1 427-	1 89-	1			
2	V782-160-000-4T	PLUG/SCREW/SEAL	*	2	2				
3	V782-160-000-8T	PLUG/SCREW/SEAL	*	1	1				
4	1656-509-310-10	ADAPTER/L/PF1/4 ASSY	*	1	1				
5	V720-112-401-10	RING/O	*	1	1				
6	1728-201-002-00	CASE/TRANSMISSION/RH	*	1	1				
7	V523-101-002-20	PIN	*	2	2				
8	V211-560-802-50	BOLT,SEMS/M8X25 7T	*	15	15				
9	2111-101-011-00	PLUG,OIL	*	1	1				
10	1728-201-003-00	GAUGE/OILLEVEL	*	1	1				
11	V201-361-202-50	BOLT/M12X25	*	4	4				
12	V401-160-012-00	WASHER,SP/M12	*	4	4				
13	V411-260-012-00	WASHER /M12	*	4	4				

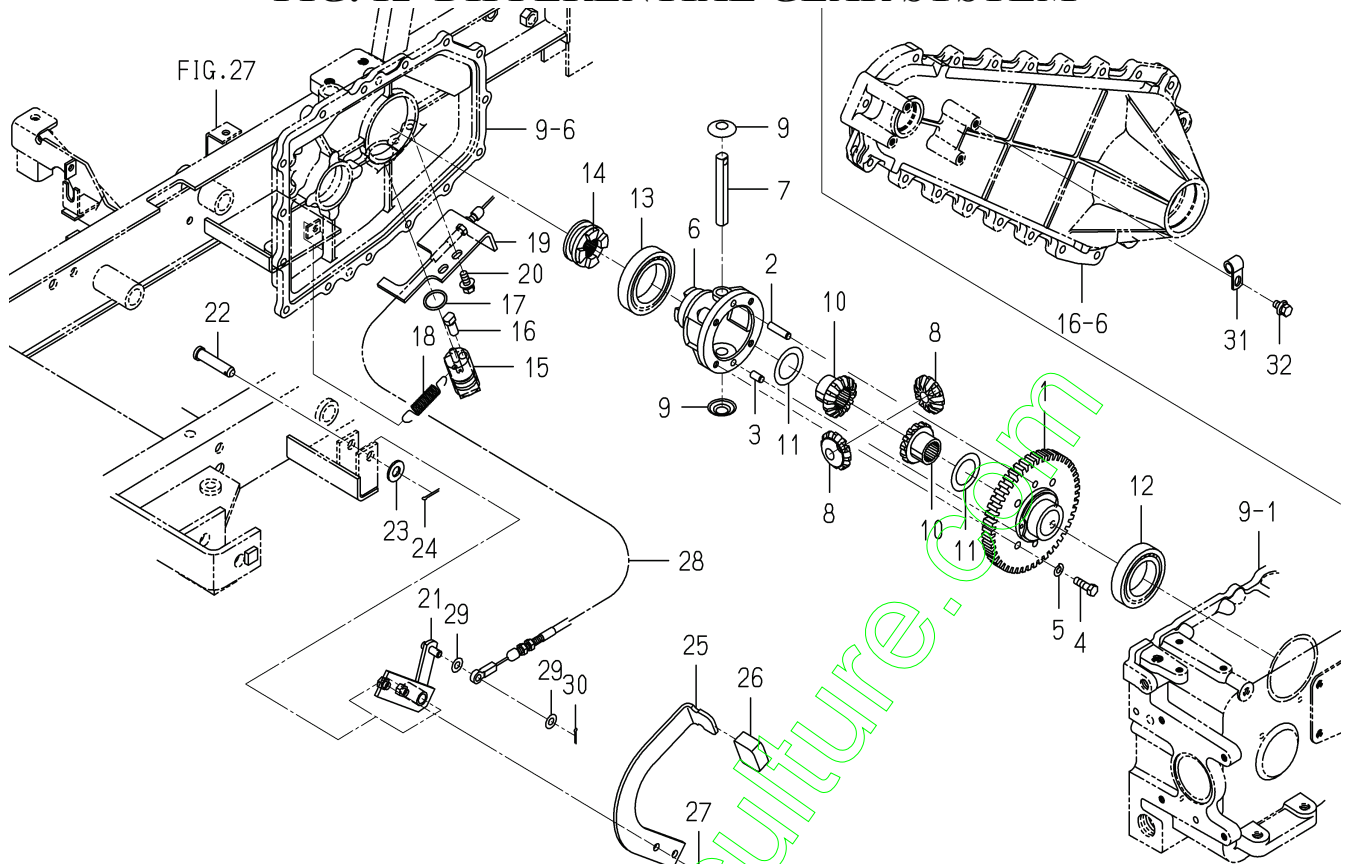
FIG. 11 INPUT GEAR SYSTEM



1728-203-0100,1728-203A-0100

KEY	PART CODE	DESCRIPTION	S P C	TYPE OF MODEL		I T C	C O L	G R P	REMARKS
				SXG19	SXG22				
1	1728-203-210-00	GEAR/INPUT/12 COMP	*	1 -1235	1 -574				
1A	1728-203-210-10	GEAR/INPUT/12 COMP	*	1 1236	1 575	1			
2	1480-207-011-00	WASHER/31X42X1	*	1	1				
3	V704-140-030-00	RING,SNAP/30 C	*	1	1				
4	1689-201-003-10	COLLAR/31X38X11	*	1	1				
5	8595-201-017-00	SHIM/0.2	*	6	6				
6	V600-110-600-60	BEARING,RB 6006	*	2	2				
7	1728-203-001-00	HUB/HST	*	1	1				
8	V721-103-106-00	O-RING/G60	*	1	1				
9	1728-203-003-00	GEAR/BEVEL/45	*	1	1				
10	1728-203-200-00	GEAR/SPUR/23 COMP	*	1	1				
11	1728-203-002-00	COLLAR/34X26X21	*	1	1				
12	V600-110-630-50	BEARING,RB/6305	*	1	1				
13	V600-110-620-50	BEARING,RB/6205	*	1	1				
14	1689-202-002-00	METAL/BRAKE	*	1	1				
15	V744-125-400-70	SEAL,OIL/TC25407	*	1	1				
16	V721-103-105-00	O-RING/G50	*	1	1				
17	V211-260-802-00	BOLT/S	*	4	4				
18	1728-203-004-00	SHIM/0.2	*	2	2				
19	1728-203-005-00	SHIM/0.6	*	2	2				
20	1728-203-500-00	GEAR/SPUR/23/G COMP	*	1	1				
21	1728-203-051-00	METAL/G	*	1	1				
22	1614-241-004-00	PLUG/SEAL/25	*	1	1				

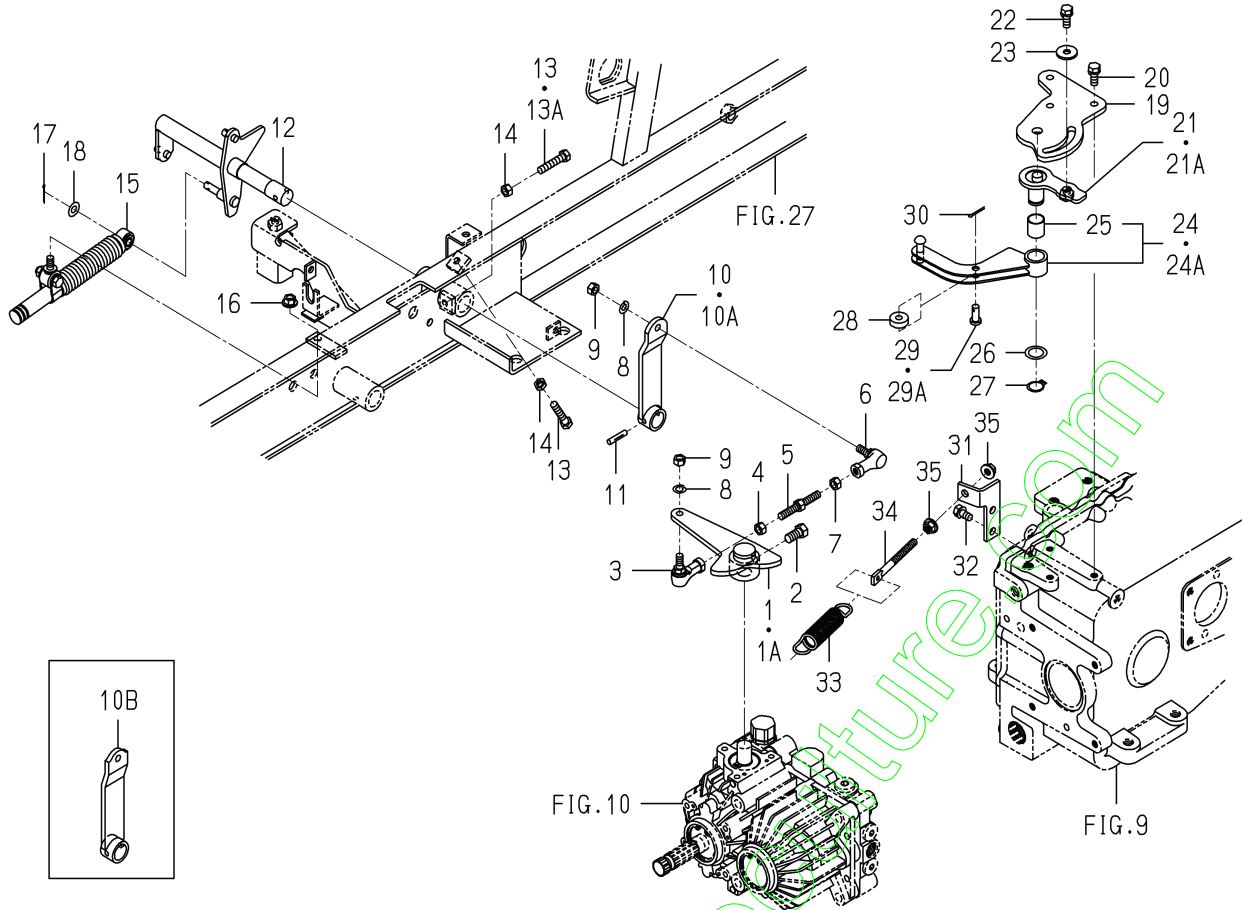
FIG. 12 DIFFERENTIAL GEAR SYSTEM



1728-204A-1728-204-0100

KEY	PART CODE	DESCRIPTION	S P C	TYPE OF MODEL		I T C	C O L	G R P	REMARKS
				SXG19	SXG22				
1	1728-204-001-00	GEAR/SPUR/48	*	1	1				
2	1672-301-002-00	PIN	*	1	1				
3	V523-100-801-60	PIN	*	1	1				
4	1544-304-006-10	BOLT/M8X25	*	4	4				
5	V401-160-008-00	WASHER,SP/M 8	*	4	4				
6	1427-301-002-20	CASE,DIFF	*	1	1				
7	1444-411-006-00	SHAFT,DIFF. PINION	*	1	1				
8	1672-301-003-00	PINION/BEVEL/12	*	2	2				
9	1427-301-005-00	COLLAR,PINION THRUST	*	2	2				
10	1672-301-004-00	GEAR/BEVEL/14	*	2	2				
11	1427-301-007-00	COLLAR,THRUST	*	2	2				
12	V600-110-600-90	BEARING,RB/6009	*	1	1				
13	V600-110-601-00	BEARING,RB/6010	*	1	1				
14	1728-204-002-00	CLUTCH/DIFFLOCK	*	1	1				
15	1728-204-200-00	ARM/DIFF COMP	*	1	1				
16	1689-205-005-10	PIN/10X21	*	1	1				
17	V720-103-502-40	O-RING/P24	*	1	1				
18	1104-410-007-00	SPRING/HE074	*	1	1				
19	1728-204-003-00	STAY/DIFFCABLE	*	1	1				
20	V211-360-802-00	BOLT/SP	*	2	2				
21	1705-204-220-00	PEDAL/DIFF COMP	*	1	1				
22	7963-611-003-00	PIN/12X48	*	1	1				
23	V411-260-012-00	WASHER /M12	*	1	1				
24	V500-163-002-00	PIN,SPLIT/3 X20	*	1	1				
25	1705-204-003-00	PEDAL/DIFF	*	1	1				
26	1593-101-012-00	STOPPER	*	1	1				
27	V211-260-802-00	BOLT/S	*	2	2				
28	1728-204-210-00	CABLE/DIFF ASSY	*	1	1				
29	V411-260-008-00	WASHER,PL/M 8	*	4	4				
30	V500-162-501-50	PIN,SPLIT/2.5X15	*	2	2				

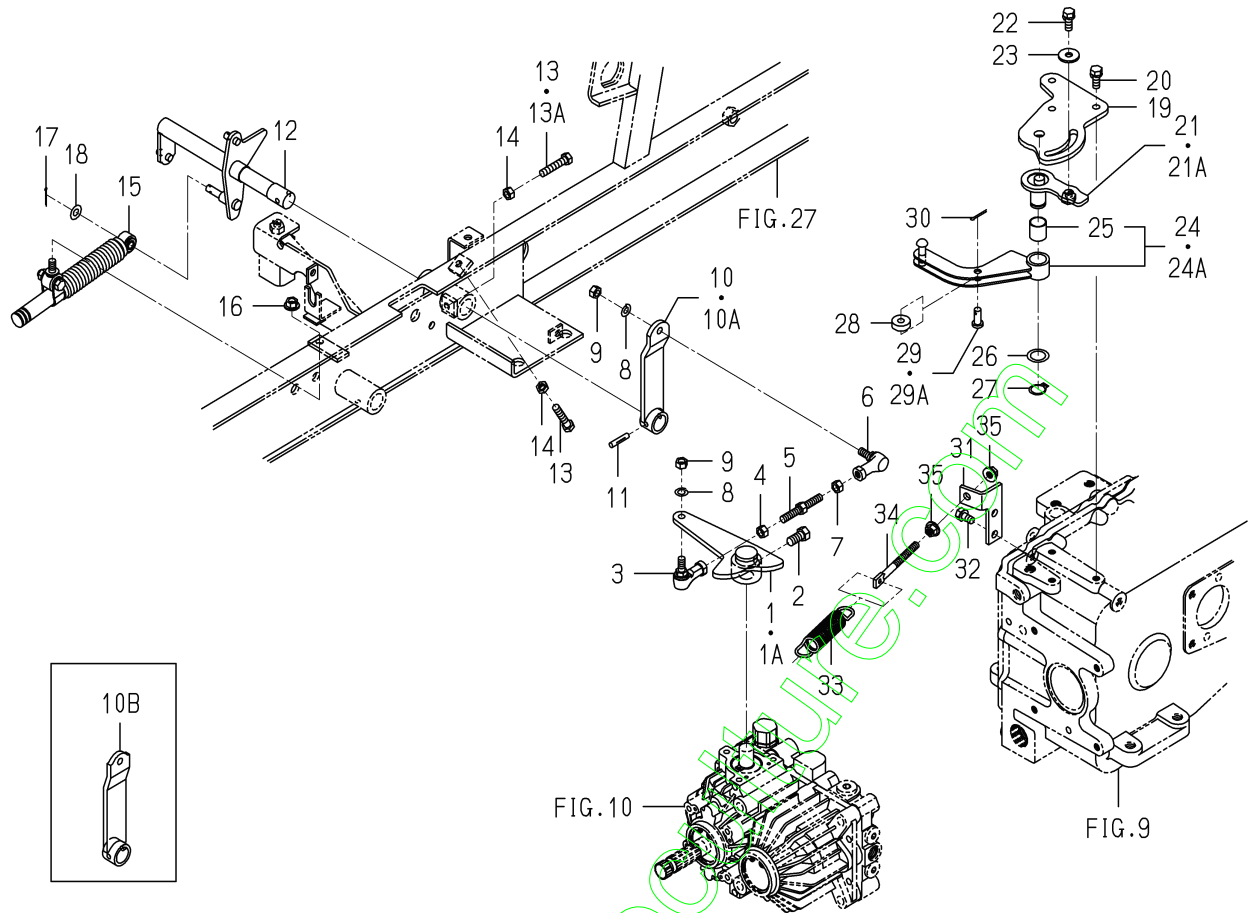
FIG. 14 HST LINK SYSTEM



1728-271-0100

KEY	PART CODE	DESCRIPTION	S P C	TYPE OF MODEL		I T C	C O L	G R P	REMARKS
				SXG19	SXG22				
1	1728-271-200-00	ARM/TRUNNION COMP	*	1 -1190	1 -489				
1A	1728-271-200-10	ARM/TRUNNION COMP	*	1 1191-	1 490-	1			
2	1646-226-053-00	BOLT/SM/M10X23	*	1	1				
3	1560-695-021-00	JOINT BALL M08RH	*	1	1				
4	V304-260-008-00	NUT	*	1	1				
5	1646-640-002-00	ROD/M08X64	*	1	1				
6	1560-695-022-00	JOINT BALL M08LH	*	1	1				
7	1560-132-007-30	NUT/M8	*	1	1				
8	V401-160-008-00	WASHER,SP/M 8	*	2	2				
9	V304-260-008-00	NUT	*	2	2				
10	1728-271-210-00	ARM/HST COMP	*	1 -621	1 -115				
10A	1728-271-210-10	ARM/HST COMP	*	1 -3266	1 -994	1			
10B	1728-271-210-20	ARM/HST COMP	*	1 3267-	1 995-	1			
11	1480-304-002-00	PIN 6X28	*	1	1				
12	1728-271-220-00	SHAFT/HST COMP	*	1	1				
13	V201-260-804-00	BOLT/M 8X40	*	2 -3266	2 -1072				
13A	V201-260-803-50	BOLT/M 8X35	*	2 3267-	2 1073-				
14	V304-260-008-00	NUT	*	2	2				
15	1646-640-580-00	DAMPER/OIL ASSY	*	1	1				
16	V362-260-008-00	NUT/WASHER	*	1	1				
17	V500-162-002-00	PIN,SPLIT/2 X20	*	1	1				
18	V411-260-008-00	WASHER,PL/M 8	*	1	1				
19	1728-271-003-00	BRACKET/NEUTRAL	*	1	1				
20	V211-560-802-00	BOLT/M8X20	*	3	3				
21	1728-271-230-00	LEVER/ADJUST COMP	*	1 -521	1 -104				
21A	1728-271-230-10	LEVER/ADJUST COMP	*	1 522-	1 105-	1			
22	V211-560-802-00	BOLT/M8X20	*	1	1				
23	3560-201-015-00	WASHER,BINDING SHAFT	*	1	1				
24	1728-271-240-00	ARM/NEUTRAL ASSY	*	1 -1190	1 -489				
24A	1728-271-240-10	ARM/NEUTRAL ASSY	*	1 1191-	1 490-	1			

FIG. 14 HST LINK SYSTEM



1728-271 -0100

KEY	PART CODE	DESCRIPTION	S P C	TYPE OF MODEL		I T C	C O L	G R P	REMARKS
				SXG19	SXG22				
25	2504-135-008-00	BUSH(18X20X20)	*	1	1				
26	2144-419-022-00	WASHER/18X26X02	*	1	1				
27	V704-140-018-00	RING,SNAP/18 C	*	1	1				
28	1725-272-003-00	BEARING/BALL	*	1	1				
29	1725-272-004-00	PIN/08X19	*	1	1				
29A	2504-135-006-00	PIN/08X19	*	1	1				
30	V500-162-502-00	PIN,SPLIT/2.5X20	*	1	1				
31	1728-271-004-00	STAY/ROD	*	1	1				
32	V211-260-801-60	BOLT,SEMS (S) M8X16	*	2	2				
33	2500-210-016-00	SPRING/HE108	*		1				
33A	3801-461-002-00	SPRING/HE110	*	1	1				
34	1725-272-005-00	ROD/M08X85	*	1	1				
35	V362-260-008-00	NUT/WASHER	*	2	2				

FIG. 15 HST PEDAL SYSTEM

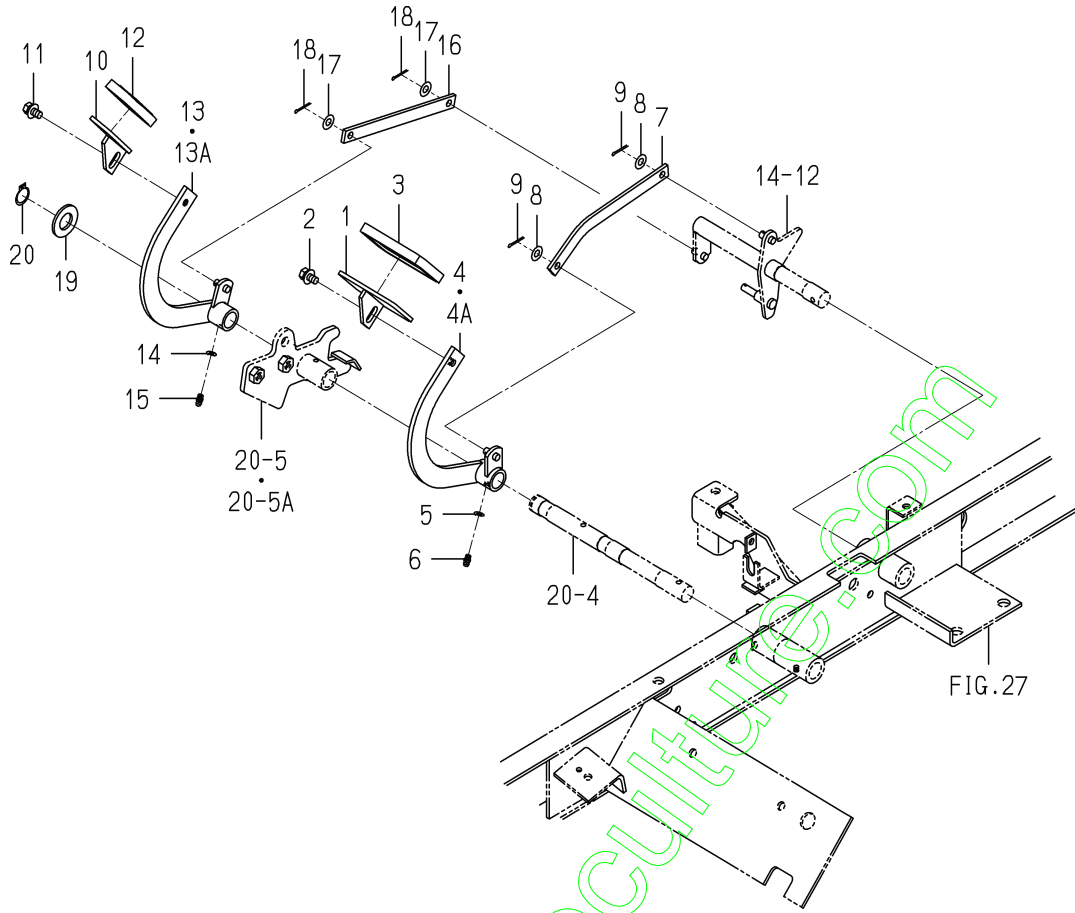
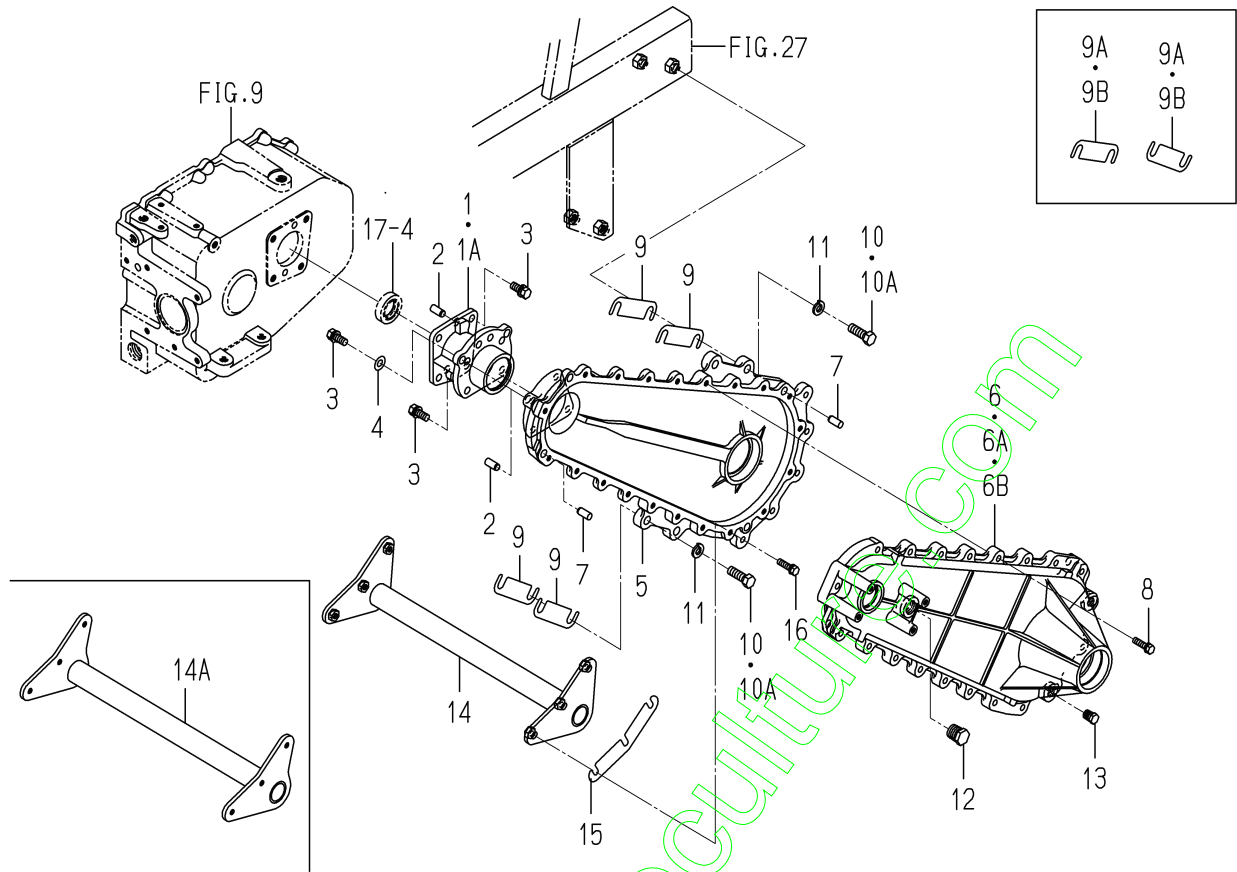


FIG. 27

1728-272 -0100

KEY	PART CODE	DESCRIPTION	S P C	TYPE OF MODEL		I T C	C O L	G R P	REMARKS
				SXG19	SXG22				
1	1728-272-230-00	PEDAL/HST/F COMP	*	1	1				
2	V211-360-801-60	BOLT,SEMS (SP)	*	1	1				
3	1740-272-061-00	PAD/HST/OR	*	1	1				
4	1728-272-200-00	ARM/HST/F COMP	*	1	1				
4A	1728-272-200-10	ARM/HST/F COMP	*	1 -621 622-	1 -115 116-	1			
5	V401-160-006-00	WASHER,SP/M 6	*	1	1				
6	V760-150-000-00	NIPPLE,GREASE	*	1	1				
7	1728-272-001-00	ROD/HST/F	*	1	1				
8	V411-260-008-00	WASHER,PL/M 8	*	2	2				
9	V500-162-502-00	PIN,SPLIT/2.5X20	*	2	2				
10	1689-272-240-00	PEDAL/HST/RH COMP	*	1	1				
11	V211-360-801-60	BOLT,SEMS (SP)	*	1	1				
12	1740-272-062-00	PAD/OR	*	1	1				
13	1728-272-210-00	ARM/HST/R COMP	*	1 -621 622-	1 -115 116-	1			
13A	1728-272-210-10	ARM/HST/R COMP	*	1 -621 622-	1 -115 116-	1			
14	V401-160-006-00	WASHER,SP/M 6	*	1	1				
15	V760-150-000-00	NIPPLE,GREASE	*	1	1				
16	1728-272-002-00	PLATE/I/16X192	*	1	1				
17	V411-260-008-00	WASHER,PL/M 8	*	2	2				
18	V500-162-502-50	PIN,SPLIT/2.5X25	*	2	2				
19	V411-260-020-00	WASHER/M20	*	1	1				
20	V704-140-020-00	RING,SNAP/20C	*	1	1				

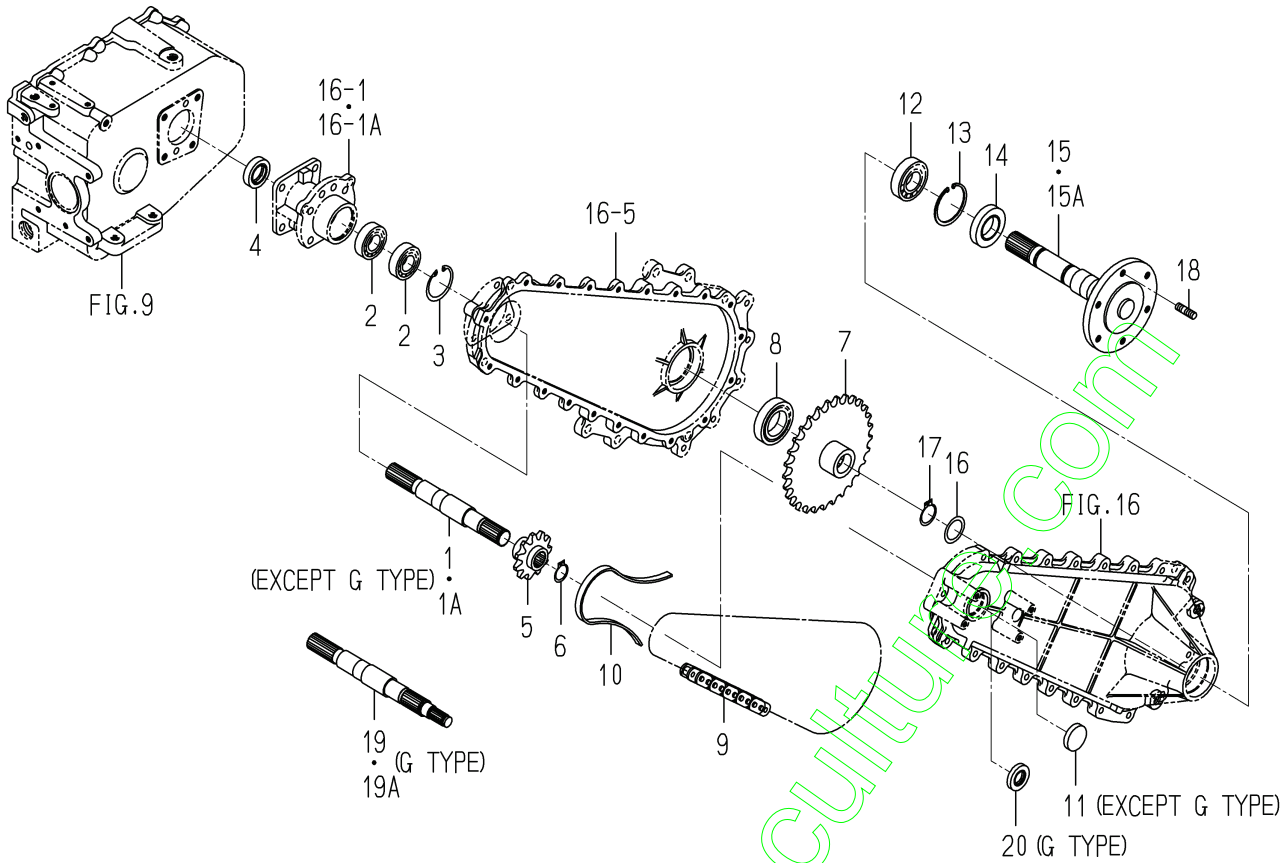
FIG. 16 REAR AXLE SYSTEM



1728-306-0100

KEY	PART CODE	DESCRIPTION	S P C	TYPE OF MODEL		I T C	C O L	G R P	REMARKS
				SXG19	SXG22				
1	1728-306-001-00	CASE/SPACER	*	2 -1190	2 -550				
1A	1728-306-001-10	CASE/SPACER	*	2 1191-	2 551-	1			
2	V523-101-002-20	PIN	*	6	6				
3	V211-561-002-50	BOLT/M10X25	*	16	16				
4	V411-260-010-00	WASHER/M10	*	1	1				
5	1728-306-002-10	CASE/CHAIN/A	*	2	2				
6	1728-306-003-00	CASE/CHAIN/B	*	2 -1190	2 -550				
6A	1728-306-003-10	CASE/CHAIN/B	*	2 -1200	2 -550	1			
6B	1728-306-003-20	CASE/CHAIN/B	*	2 1201-	2 551-	1			
7	V523-101-002-20	PIN	*	4	4				
8	V211-560-803-00	BOLT/M8X30	*	40	40				
9	1728-306-005-00	SHIM/0.6	*		8 -35				
9A	1728-306-005-00	SHIM/0.6	*	16 -1646	16 -602				
9B	1728-306-005-00	SHIM/0.6	*	10 1647-	10 603-				
10	V201-361-203-50	BOLT/M12X35	*		8 -35				
10A	V201-361-204-00	BOLT/M12X40	*	8	8 -36-				
11	V401-160-012-00	WASHER,SP/M12	*	8	8				
12	V782-160-000-8B	PLUG/SCREW/SEAL	*	2	2				
13	V782-160-000-4B	PLUG/SCREW/SEAL	*	4	4				
14	1728-306-210-10	STAY/CASE COMP	*	1 -507	1 -100				
14A	1728-306-210-20	STAY/CASE COMP	*	1 508-	1 101-	1			
15	1728-306-007-00	SHIM/0.6	*	2	2				
16	V211-560-803-00	BOLT/M8X30	*	6	6				

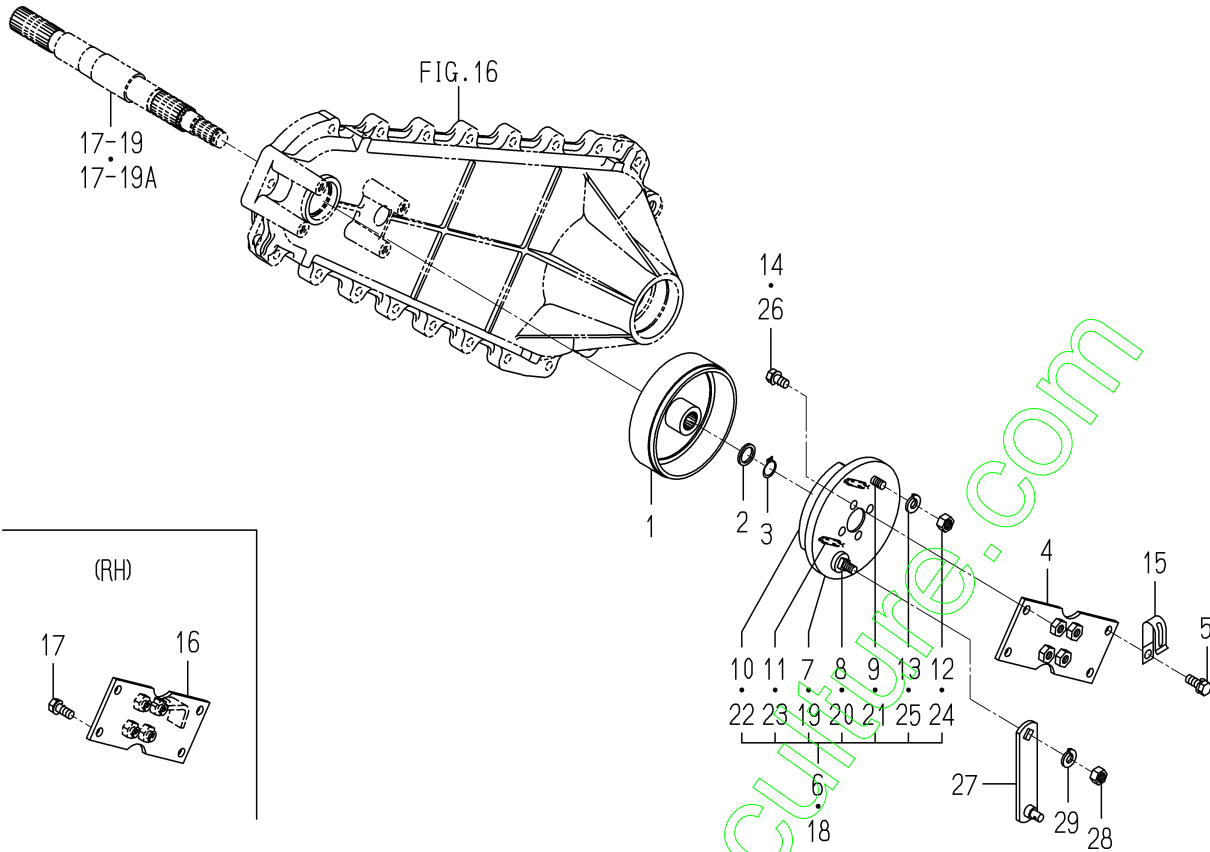
FIG. 17 WHEEL SHAFT SYSTEM



1728-307-0100,1728-307A-0100

KEY	PART CODE	DESCRIPTION	S P C	TYPE OF MODEL		I T C	C O L	G R P	REMARKS
				SXG19	SXG22				
1	1728-307-002-00	SHAFT/DIFF	*	2 -1185	2 -537				
1A	1728-307-002-10	SHAFT/DIFF	*	2 1186-	2 538-	1			
2	V600-110-620-50	BEARING,RB/6205	*	4	4				
3	V705-140-052-00	RING,SNAP/52 C	*	2	2				
4	V744-128-451-10	SEAL,OIL/TC284511	*	2	2				
5	1728-307-004-00	SPROCKET/11	*	2	2				
6	V704-140-025-00	RING,SNAP/25 C	*	2	2				
7	1728-307-005-00	SPROCKET/29	*	2	2				
8	V600-110-600-80	BEARING,RB/6008	*	2	2				
9	1728-307-006-00	ROLLERCHAIN	*	2	2				
10	1728-307-007-10	GUIDE/CHAIN	*	2	2				
11	2194-201-005-00	PLUG/40X8	*	2 -3266	2 -994				
12	V600-110-620-60	BEARING,RB/6206	*	2	2				
13	1725-308-001-00	RING/SNAP/CH62	*	2	2				
14	7827-205-010-00	SEAL/OIL	*	2	2				
15	1728-307-220-00	SHAFT/WHEEL COMP	*	2 -1190	2 -550				
15A	1728-307-220-10	SHAFT/WHEEL COMP	*	2 1191-	2 551-	1			
16	1480-207-011-00	WASHER/31X42X1	*	2	2				
17	V704-140-030-00	RING,SNAP/30 C	*	4	4				
18	V251-341-002-00	BOLT/M10X20	*	4	4				
19	1728-307-051-00	SHAFT/DIFF	*	2 -1190	2 -550				
19A	1728-307-051-10	SHAFT/DIFF/G	*	2 1191-	2 551-	1			
20	V744-120-400-80	SEAL,OIL/TC20408	*	2	2				

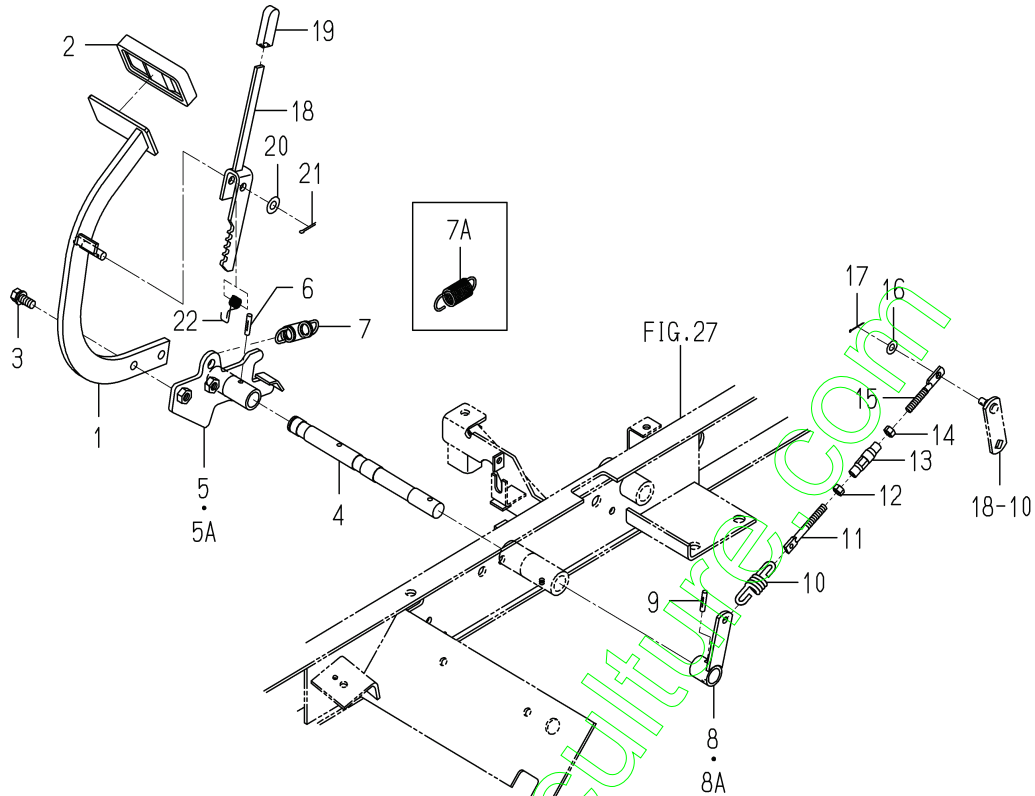
FIG. 19 BRAKE SYSTEM (G TYPE)



1728-310A-0100

KEY	PART CODE	DESCRIPTION	S P C	TYPE OF MODEL		I T C	C O L	G R P	REMARKS
				SXG19	SXG22				
1	1689-202-004-00	DRUM/BRAKE	*	2	2				
2	1728-310-052-00	WASHER/17X22X03	*	2	2				
3	V704-140-016-00	RING,SNAP/16 C	*	2	2				
4	1728-310-510-00	STAY/BRAKE/LH COMP	*	1	1				
5	V211-260-802-00	BOLT/S	*	4	4				
6	1689-202-200-00	BRAKE/110 ASSY	*	1	1				
7	1689-202-201-00	PLATE/BACKING	*	1	1				
8	1689-202-202-00	SHAFT/CAM	*	1	1				
9	1689-202-203-00	PIN/ANCHOR	*	1	1				
10	1689-202-211-00	LINING	*	2	2				
11	1689-202-212-00	SPRING	*	2	2				
12	V304-260-010-00	NUT	*	1	1				
13	V401-160-010-00	WASHER,SP/M10	*	1	1				
14	V211-260-801-60	BOLT,SEMS (S) M8X16	*	4	4				
15	1425-621-004-00	HOLDER/JE/9-9	*	1	1				
16	1728-310-520-00	STAY/BRAKE/RH COMP	*	1	1				
17	V211-260-802-00	BOLT/S	*	4	4				
18	1689-202-200-00	BRAKE/110 ASSY	*	1	1				
19	1689-202-201-00	PLATE/BACKING	*	1	1				
20	1689-202-202-00	SHAFT/CAM	*	1	1				
21	1689-202-203-00	PIN/ANCHOR	*	1	1				
22	1689-202-211-00	LINING	*	2	2				
23	1689-202-212-00	SPRING	*	2	2				
24	V304-260-010-00	NUT	*	1	1				
25	V401-160-010-00	WASHER,SP/M10	*	1	1				
26	V211-260-801-60	BOLT,SEMS (S) M8X16	*	4	4				
27	1728-310-530-00	ARM/BRAKE COMP	*	2	2				
28	V334-260-010-00	NUT/M10	*	2	2				
29	V401-160-010-00	WASHER,SP/M10	*	2	2				

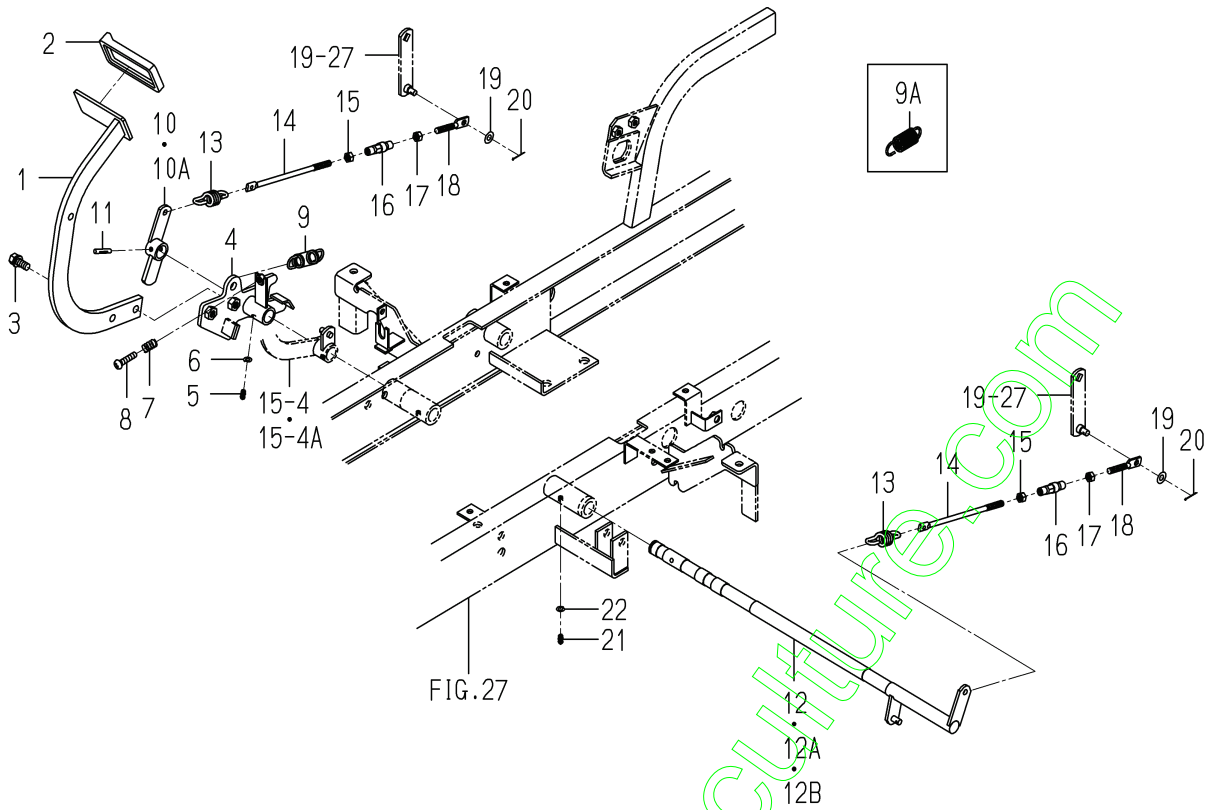
**FIG. 20 BRAKE PEDAL,PARKING SYSTEM
(EXCEPT G TYPE)**



1728-312 -0100,1608-313 -0100

KEY	PART CODE	DESCRIPTION	S P C	TYPE OF MODEL		I T C	C O L	G R P	REMARKS
				SXG19	SXG22				
1	1728-312-200-00	PEDAL/BRAKE	*	1	1				
2	1636-313-011-10	PAD/BRAKE	*	1	1				
3	V211-261-002-50	BOLT(S) M10X25	*	2	2				
4	1728-312-001-00	SHAFT/BRAKE	*	1	1				
5	1728-312-210-00	ARM/BRAKE/PEDAL COMP	*	1-621	1-115				
5A	1728-312-210-10	ARM/BRAKE/PEDAL COMP	*	1-622	1-116	1			
6	1480-304-002-00	PIN 6X28	*	1	1				
7	1560-404-002-30	SPRING	*	1	1				
7A	2149-312-015-60	SPRING/HE068	*	1-1520	1-581				
8	1728-312-220-00	ARM/BRAKE COMP	*	1-1521	1-582				
8A	1728-312-220-10	ARM/BRAKE COMP	*	1-621	1-115	1			
9	1480-304-002-00	PIN 6X28	*	1	1				
10	2144-519-009-10	SPRING/HE060	*	1	1				
11	3104-210-213-00	ROD/M08X67	*	1	1				
12	V304-260-008-00	NUT	*	1	1				
13	1444-122-002-00	TURNBUCKLE/M8	*	1	1				
14	1560-132-007-30	NUT/M8	*	1	1				
15	1728-312-002-00	ROD/M08/LHX60	*	1	1				
16	V411-260-008-00	WASHER,PL/M 8	*	1	1				
17	V500-162-002-00	PIN,SPLIT/2 X20	*	1	1				
18	1608-313-200-10	PLATE(PARKING) COMP	*	1	1				
19	2171-213-002-00	GRIP/04X12X50	*	1	1				
20	V411-260-010-00	WASHER/M10	*	1	1				
21	V500-163-002-00	PIN,SPLIT/3 X20	*	1	1				
22	1593-312-056-20	SPRING/HT013	*	1	1				

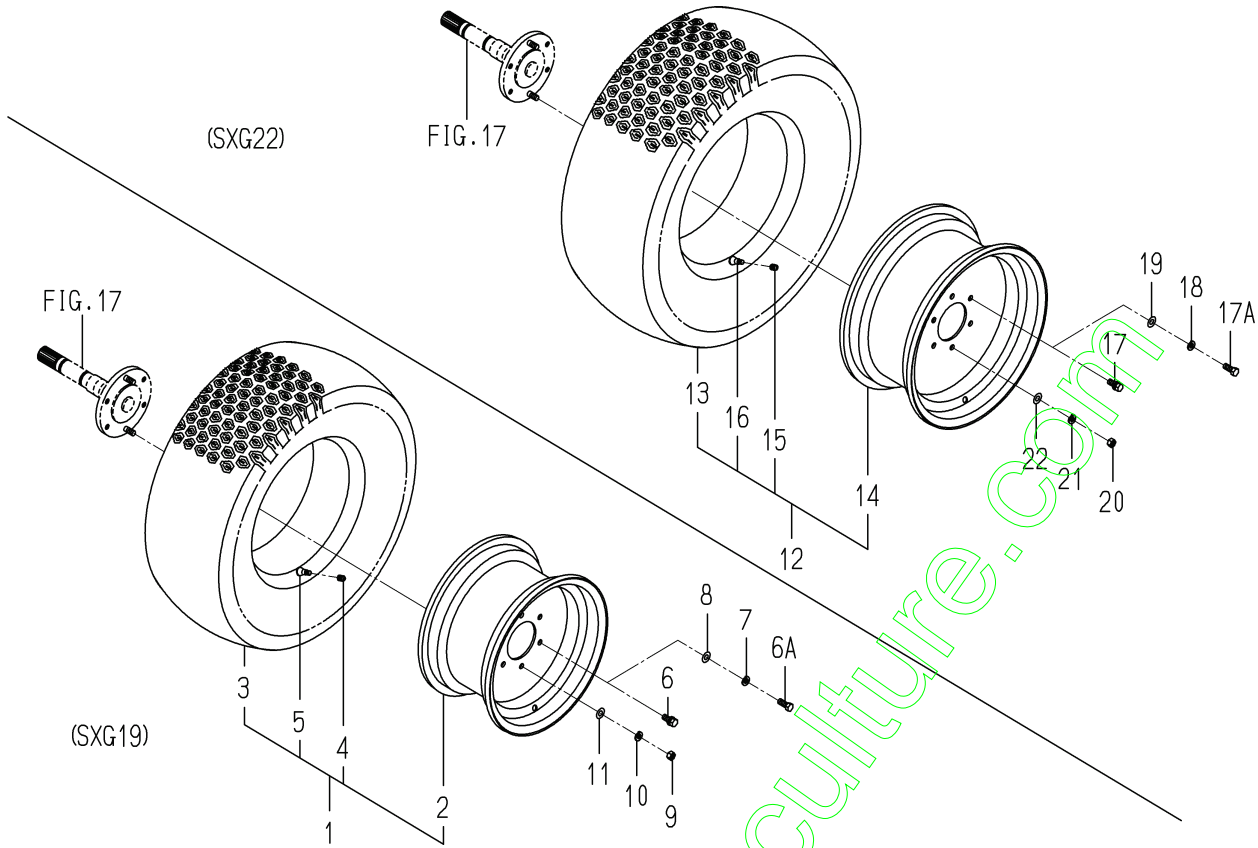
FIG. 21 BRAKE PEDAL SYSTEM (G TYPE)



1728-312A-0100

KEY	PART CODE	DESCRIPTION	S P C	TYPE OF MODEL		I T C	C O L	G R P	REMARKS
				SXG19	SXG22				
1	1705-312-230-00	PEDAL/BRAKE COMP	*	1	1				
2	1636-313-011-10	PAD/BRAKE	*	1	1				
3	V211-261-002-50	BOLT(S) M10X25	*	2	2				
4	1728-312-510-00	ARM/BRAKE/PEDAL COMP	*	1	1				
5	V760-150-000-00	NIPPLE, GREASE	*	1	1				
6	V401-160-006-00	WASHER, SP/M 6	*	1	1				
7	7947-603-012-00	SPRING/HCO22	*	1	1				
8	V111-168-003-00	SCREW/M8X30	*	1	1				
9	1560-404-002-30	SPRING	*	1 -1470	1 -581				
9A	2149-312-015-60	SPRING/HE068	*	1 1471-	1 582-				
10	1728-312-520-00	ARN/BRAKE/G COMP	*	1 -926	1 -366				
10A	1728-312-520-10	ARN/BRAKE/G COMP	*	1 927-	1 367-	1			
11	1480-304-002-00	PIN 6X28	*	1	1				
12	1728-312-530-10	SHAFT/BRAKE/G COMP	*	1 -926	1 -366				
12A	1728-312-530-20	SHAFT/BRAKE/G COMP	*	1 -3008	1 -925	1			
12B	1728-312-530-30	SHAFT/BRAKE/G COMP	*	1 3009-	1 926-	1			
13	2144-519-009-10	SPRING/HE060	*	2	2				
14	1728-312-051-00	ROD/M08X172	*	2	2				
15	V304-260-008-00	NUT	*	2	2				
16	1444-122-002-00	TURNBUCKLE/M8	*	2	2				
17	1560-132-007-30	NUT/M8	*	2	2				
18	1728-312-002-00	ROD/M08/LHX60	*	2	2				
19	V411-260-008-00	WASHER, PL/M 8	*	2	2				
20	V500-162-002-00	PIN, SPLIT/2 X20	*	2	2				
21	V760-150-000-00	NIPPLE, GREASE	*	1	1				
22	V401-160-006-00	WASHER, SP/M 6	*	1	1				

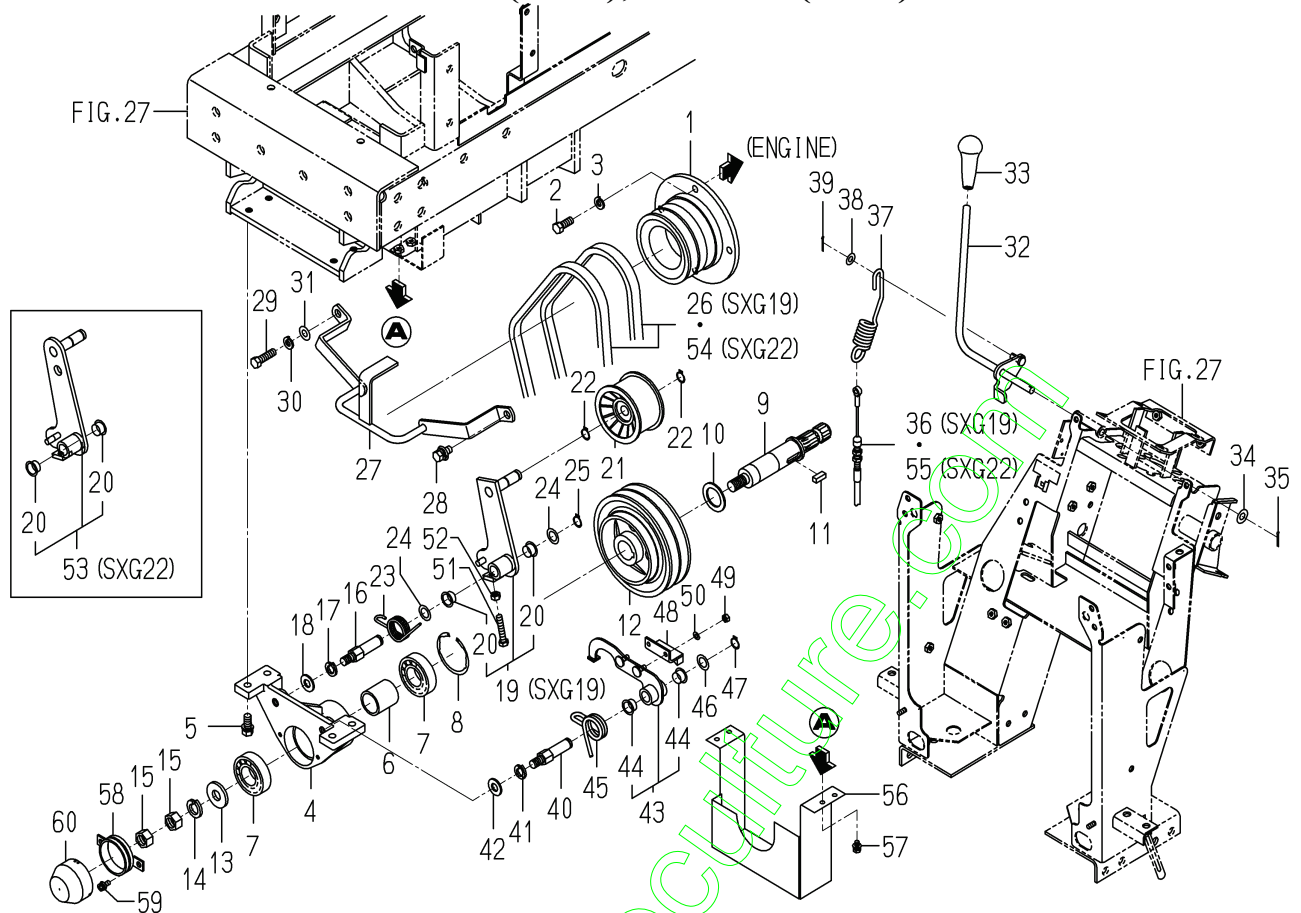
FIG. 23 REAR WHEEL SYSTEM



1728-317-0100,1728-317A-0100

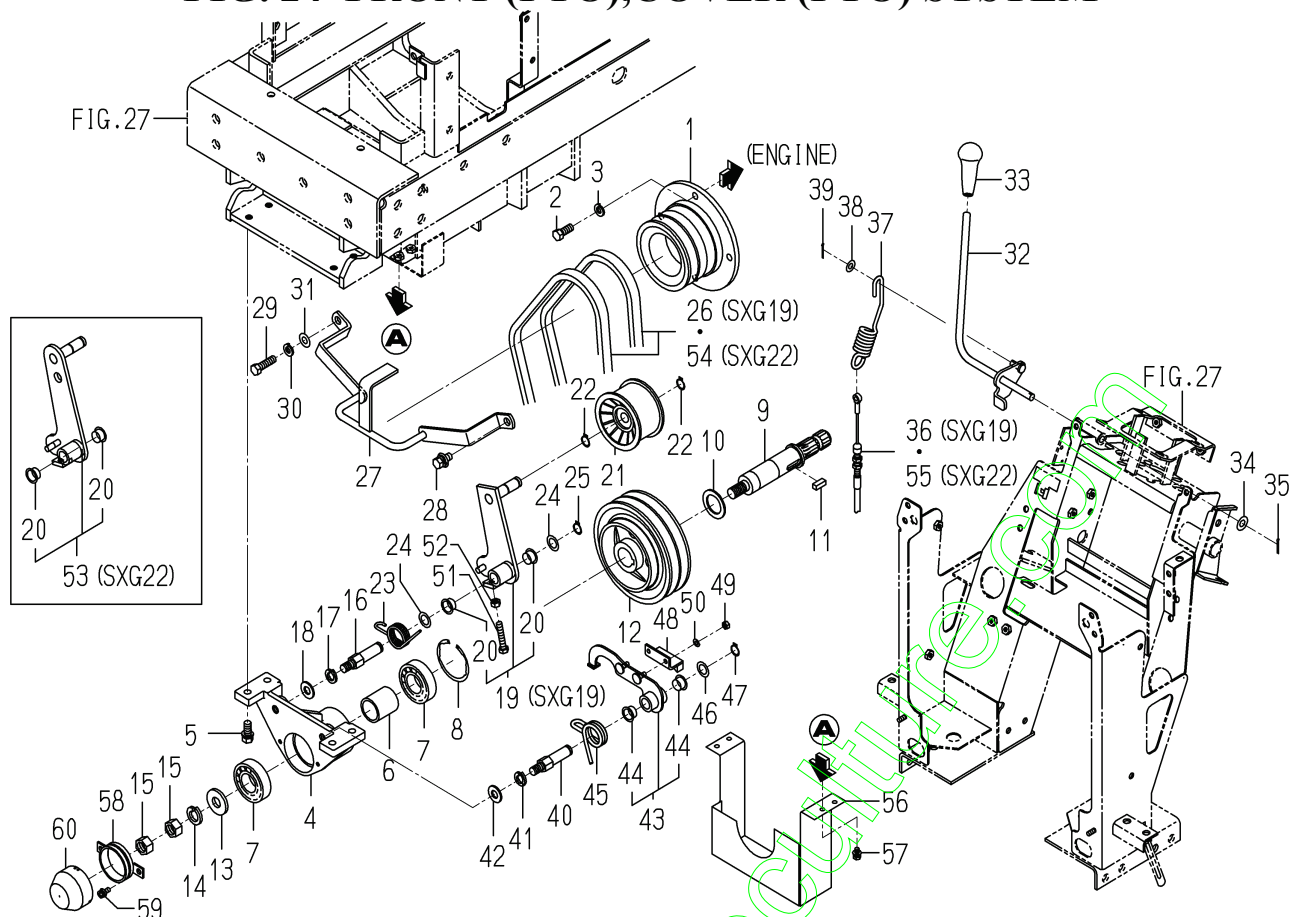
KEY	PART CODE	DESCRIPTION	S P C	TYPE OF MODEL		I T C	C O L	G R P	REMARKS
				SXG19	SXG22				
1	1593-317-220-10	TIRE/REAR	*	2			6G		
2	1593-317-210-00	RIM,WHEEL	*	2			6G		
3	1593-317-201-00	TIRE,TURF/23-12	*	2					
4	V999-200-003-00	CAP,TIRE VALVE	*	2					
5	1386-241-002-00	VALVE/RIM	*	2					
6	V211-561-002-50	BOLT/M10X25	*	8					
6A	V201-361-002-50	BOLT/M10X25	*	8					
7	V401-160-010-00	WASHER,SP/M10	*	442-8					
8	V411-260-010-00	WASHER/M10	*	401-8					
9	V304-460-010-00	NUT/M10	*	401-4					
10	V401-160-010-00	WASHER,SP/M10	*	4					
11	V411-260-010-00	WASHER/M10	*	4					
12	1728-317-500-00	TIRE/250/60D-14 ASSY	*		2		6G		
13	1705-317-201-00	TIRE/250/60D-14	*		2				
14	1728-317-510-00	WHEEL/14X7JA COMP	*		2		6G		
15	V999-200-003-00	CAP,TIRE VALVE	*		2				
16	1386-241-002-00	VALVE/RIM	*		2				
17	V211-561-002-50	BOLT/M10X25	*		8				
17A	V201-361-002-50	BOLT/M10X25	*		8				
18	V401-160-010-00	WASHER,SP/M10	*		8				
19	V411-260-010-00	WASHER/M10	*		8				
20	V304-460-010-00	NUT/M10	*		4				
21	V401-160-010-00	WASHER,SP/M10	*		4				
22	V411-260-010-00	WASHER/M10	*		4				

FIG. 24 FRONT (PTO),COVER (PTO) SYSTEM



1728-334 -0100,1728-334A-0100,1728-335 -0100

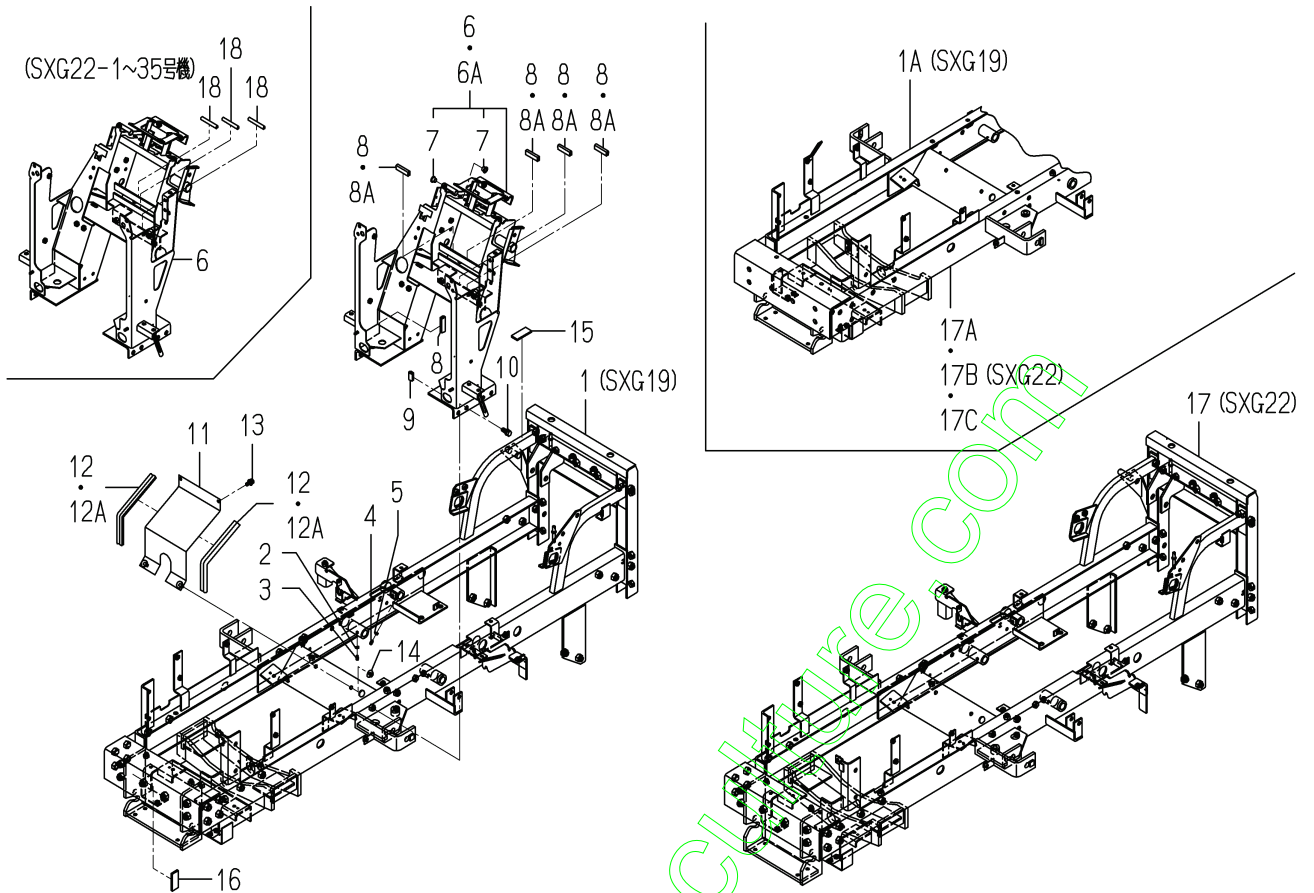
KEY	PART CODE	DESCRIPTION	S P C	TYPE OF MODEL		I T C	C O L	G R P	REMARKS
				SXG19	SXG22				
1	1728-334-001-00	PULLEY/V2B104	*	1	1				
2	V203-461-002-50	BOLT/M10X25	*	4	4				
3	V401-160-010-00	WASHER,SP/M10	*	4	4				
4	1728-334-002-00	METAL/PTO/FRONT	*	1	1				
5	V211-561-002-50	BOLT/M10X25	*	4	4				
6	1728-334-004-00	COLLAR/31X38X41	*	1	1				
7	V600-150-620-60	BEARING,RB/6206SS	*	2	2				
8	V707-140-062-00	RING/SNAP	*	1	1				
9	1728-334-003-00	SHAFT/PTO/MID	*	1	1				
10	1689-501-001-00	WASHER/30X45X2	*	1	1				
11	3670-520-001-00	KEY/08X07X20	*	1	1				
12	1728-334-007-00	PULLEY/V2B155	*	1	1				
13	3746-111-011-00	WASHER	*	1	1				
14	V401-160-016-00	WASHER,SP/M16	*	1	1				
15	V305-260-016-00	NUT/M16	*	2	2				
16	1728-334-005-00	PIN/TENSION	*	1	1				
17	V401-160-012-00	WASHER,SP/M12	*	1	1				
18	V411-260-012-00	WASHER /M12	*	1	1				
19	1728-334-250-00	ARM/TENSION/19 ASSY	*	1					
20	2502-407-001-10	BUSH/15X17X11	*	2	2				
21	3648-703-001-00	PULLEY/FT80X47	*	1	1				
22	V704-140-015-00	RING,SNAP/15 C	*	2	2				
23	1728-334-006-00	SPRING/HT032	*	1	1				
24	3517-205-007-00	WASHER	*	2	2				
25	V704-140-015-00	RING,SNAP/15 C	*	1	1				
26	1728-334-008-00	BELT/VB039	*	2					
27	1728-334-210-00	BAR/PTO COMP	*	1	1				
28	V211-361-002-00	BOLT,SEMS	*	1	1				
29	V203-361-003-50	BOLT	*	1	1				
30	V401-160-010-00	WASHER,SP/M10	*	1	1				

FIG. 24 FRONT (PTO),COVER (PTO) SYSTEM

1728-334-0100,1728-334A-0100,1728-335-0100

KEY	PART CODE	DESCRIPTION	S P C	TYPE OF MODEL		I T C	C O L	G R P	REMARKS
				SXG19	SXG22				
31	V 411-260-010-00	WASHER/M10	*	1	1				
32	1728-334-230-00	LEVER/PTO COMP	*	1	1				
33	1705-333-001-00	GRIP/PTO	*	1	1				
34	V 411-260-010-00	WASHER/M10	*	1	1				
35	V 500-162-502-00	PIN,SPLIT/2.5X20	*	1	1				
36	1728-334-240-00	CABLE/PTO/19 ASSY	*	1					
37	1705-332-006-00	SPRING/HE138	*	1	1				
38	V 411-260-008-00	WASHER,PL/M 8	*	1	1				
39	V 500-162-502-00	PIN,SPLIT/2.5X20	*	1	1				
40	1728-334-005-00	PIN/TENSION	*	1	1				
41	V 401-160-012-00	WASHER,SP/M12	*	1	1				
42	V 411-260-012-00	WASHER /M12	*	1	1				
43	1728-334-260-00	ARM/PTOBRAKE ASSY	*	1	1				
44	2502-407-001-10	BUSH/15X17X11	*	2	2				
45	1728-334-011-00	SPRING/HT033	*	1	1				
46	3517-205-007-00	WASHER	*	2	2				
47	V 704-140-015-00	RING,SNAP/15 C	*	1	1				
48	1728-334-280-00	LINING/PTOBRAKE COMP	*	1	1				
49	V 301-260-006-00	NUT/M 6	*	2	2				
50	V 401-160-006-00	WASHER,SP/M 6	*	2	2				
51	V 201-360-804-50	BOLT/M8X45/7T	*	1	1				
52	V 304-260-008-00	NUT	*	1	1				
53	1728-334-520-00	ARM/TENSION ASSY	*		1				
54	1728-334-051-00	BELT/VB041	*		2				
55	1728-334-510-00	CABLE/PTO/22 ASSY	*		1				
56	1728-335-210-00	COVER/PTO COMP	*	1	1				
57	V 210-660-602-00	BOLT/SP	*	4	4				
58	1728-335-220-00	HUB/CAP COMP	*	1	1				
59	V 120-376-001-60	SCREW/SP	*	2	2				
60	1593-411-053-20	CAP/WHEEL	*	1	1				

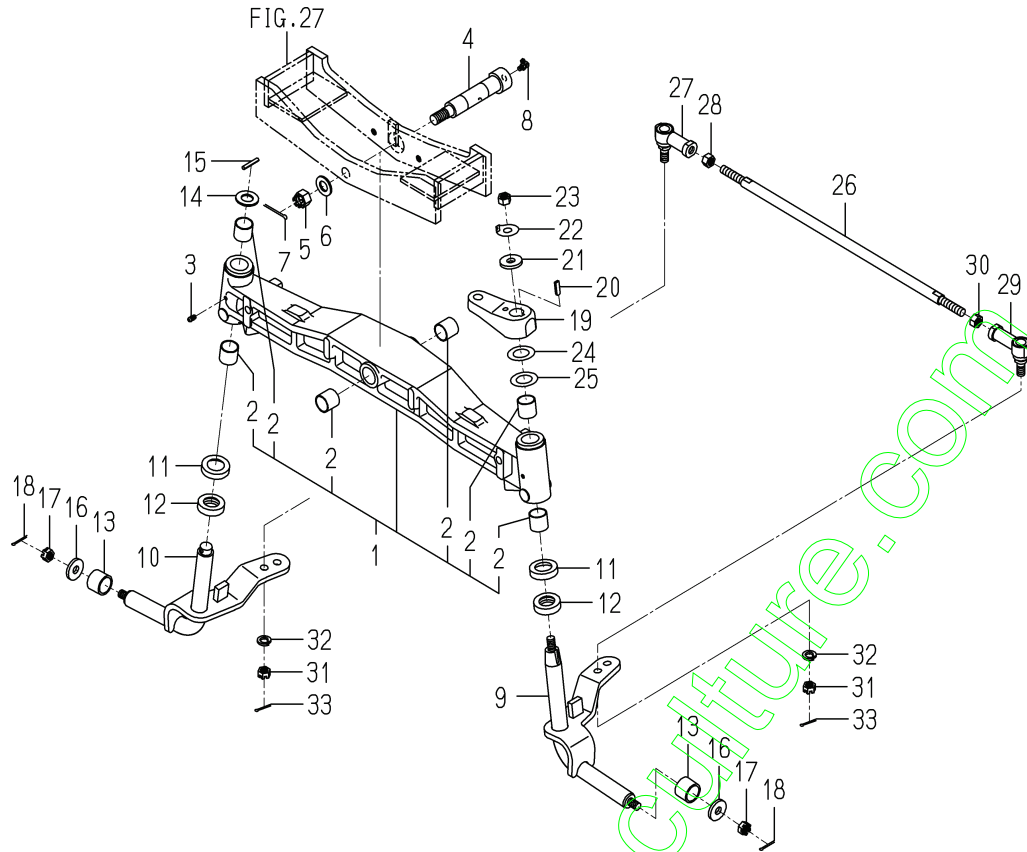
FIG. 27 CHASSIS SYSTEM



1728-410-0100,1728-410A-0100

KEY	PART CODE	DESCRIPTION	S P C	TYPE OF MODEL		I T C	C O L	G R P	REMARKS
				SXG19	SXG22				
1	1728-410-200-20	FRAME/MAIN/19 COMP	*	1 -1200		1			
1A	1728-410-200-40	FRAME/MAIN/19 COMP	*	1 1201-		3			
2	V760-150-000-00	NIPPLE,GREASE	*	1	1				
3	V401-160-006-00	WASHER,SP/M 6	*	1	1				
4	V760-150-000-00	NIPPLE,GREASE	*	1	1				
5	V401-160-006-00	WASHER,SP/M 6	*	1	1				
6	1728-410-300-10	POST/STEERING ASSY	*	1 -2254	1 -814				
6A	1728-410-300-20	POST/STEERING ASSY	*	1 2255-	1 815-	1			
7	1564-512-001-00	BUSH/10X12X10	*	2	2				
8	3666-202-005-00	PROTECTOR	*	5 -1793	5 -640				
8A	3666-202-005-00	PROTECTOR	*	4 1794-	4 641-				
9	3805-371-007-00	PAD/25	*	1 1794-	1 641-				
10	V211-561-002-00	BOLT/M10X20	*	6	6				
11	1728-410-350-00	PLATE/SEAL COMP	*	1	1				
12	1728-630-005-10	INSULATOR/275	*	2 -748	2 -166				
12A	1728-630-005-20	INSULATOR/270	*	2 749-	2 167-	1			
13	V211-360-802-00	BOLT/SP	*	2	2				
14	V362-260-008-00	NUT/WASHER	*	2	2				
15	1725-111-003-00	INSULATOR/25X60	*	1	1				
16	1725-111-003-00	INSULATOR/25X60	*	1	1				
17	1728-410-500-10	FRAME/MAIN/22 COMP	*		1 -35				
17A	1728-410-500-20	FRAME/MAIN/22 COMP	*		1 -539	1			
17B	1728-410-500-30	FRAME/MAIN/22 COMP	*		1 -541	1			
17C	1728-410-500-40	FRAME/MAIN/22 COMP	*		1 542-	3			
18	1596-669-107-00	TRIM/75	*		3 -35				

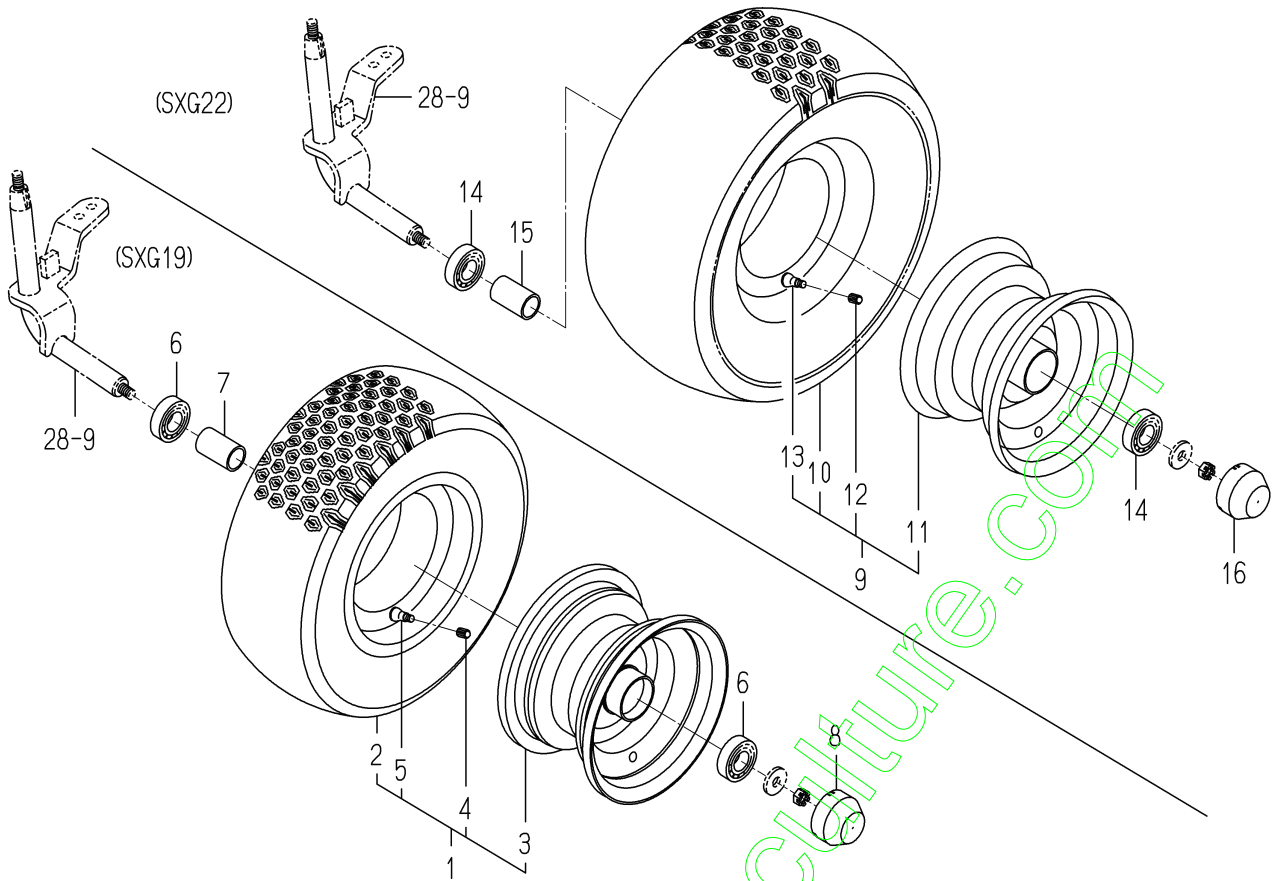
FIG. 28 FRONT AXLE, KNUCKLE SPINDLE, TIE ROD SYSTEM



1728-433 -0100,1728-434 -0100,1728-436 -0100

KEY	PART CODE	DESCRIPTION	S P C	TYPE OF MODEL		I T C	C O L	G R P	REMARKS
				SXG19	SXG22				
1	1728-433-200-00	AXLE/FRONT ASSY	*	1	1				
2	1593-402-051-10	BUSH/25X28X25	*	6	6				
3	V760-150-000-00	NIPPLE,GREASE	*	2	2				
4	1728-433-001-00	PIN/PIVOT	*	1	1				
5	V327-261-216-00	NUT,CASTTLE/M16X1.5	*	1	1				
6	V411-260-016-00	WASHER / M16	*	1	1				
7	V500-164-003-00	PIN,SPLIT/4 X30	*	1	1				
8	V763-150-000-00	NIPPLE,GREASE/PT1/8	*	1	1				
9	1728-434-200-00	SPINDLE/KNUCKLE/LH	*	1	1				
10	1728-434-210-00	SPINDLE/KNUCKLE/RH	*	1	1				
11	1593-403-004-10	COVER/44X10	*	2	2				
12	1593-403-009-00	THRUST	*	2	2				
13	1705-441-001-00	COLLAR/26X32X24	*	2	2				
14	V411-260-018-00	WASHER,PL/M18	*	1	1				
15	V580-140-503-20	PIN,SPRING/5 X32 W	*	1	1				
16	3621-702-003-00	WASHER,PULLEY	*	2	2				
17	V328-262-112-00	NUT/M12X1.25	*	2	2				
18	V500-163-002-50	PIN,SPLIT/3 X25	*	2	2				
19	1728-434-001-00	ARM/KNUCKLE	*	1	1				
20	1326-708-005-00	KEY,ROTARY TOP SHAFT	*	1	1				
21	1421-403-007-00	WASHER,LOCK/M12	*	1	1				
22	1421-403-008-00	WASHER/13X35X5	*	1	1				
23	V304-260-012-00	NUT/M12	*	1	1				
24	1421-951-006-00	SHIM,A/0.5	*	1	1				
25	1421-951-007-00	SHIM,A/1.0	*	1	1				
26	1728-436-001-00	ROD/TIE/M12X535	*	1	1				
27	1593-403-005-00	JOINT,BALL	*	1	1				
28	V334-260-012-00	NUT	*	1	1				
29	1705-436-300-00	JOINT/BALL ASSY	*	1	1				
30	1703-135-002-00	NUT/SM/LH/M12X1.25	*	1	1				

FIG. 29 FRONT WHEEL SYSTEM



1728-441-0100,1728-441A-0100

KEY	PART CODE	DESCRIPTION	S P C	TYPE OF MODEL		I T C	C O L	G R P	REMARKS
				SXG19	SXG22				
1	1593-411-500-00	TIRE,FRONT ASSY	*	2			6G		
2	1593-411-201-00	TIRE,TURF/16-8	*	2					
3	1689-440-230-00	RIM/WHEEL COMP	*	2			6G		
4	V999-200-003-00	CAP,TIRE VALVE	*	2					
5	1386-241-002-00	VALVE/RIM	*	2					
6	V600-150-620-50	BEARING,RB/6205SS	*	4					
7	1593-411-001-10	COLLAR/26X32X53	*	2					
8	1593-411-053-20	CAP/WHEEL	*	2					
9	1705-441-200-00	TIRE/210/60D-8 ASSY	*		2		6G		
10	1705-441-201-00	TIRE/210/60D-8	*		2				
11	1705-441-210-00	RIM/WHEEL/FRONT COMP	*		2		6G		
12	V999-200-003-00	CAP,TIRE VALVE	*		2				
13	1386-241-002-00	VALVE/RIM	*		2				
14	V600-150-620-50	BEARING,RB/6205SS	*		4				
15	1593-411-001-10	COLLAR/26X32X53	*		2				
16	1593-411-053-20	CAP/WHEEL	*		2				

FIG. 31 PIPING (OIL) SYSTEM(1/2)

KEY27~29-PLEASE SEE NEXT PAGE

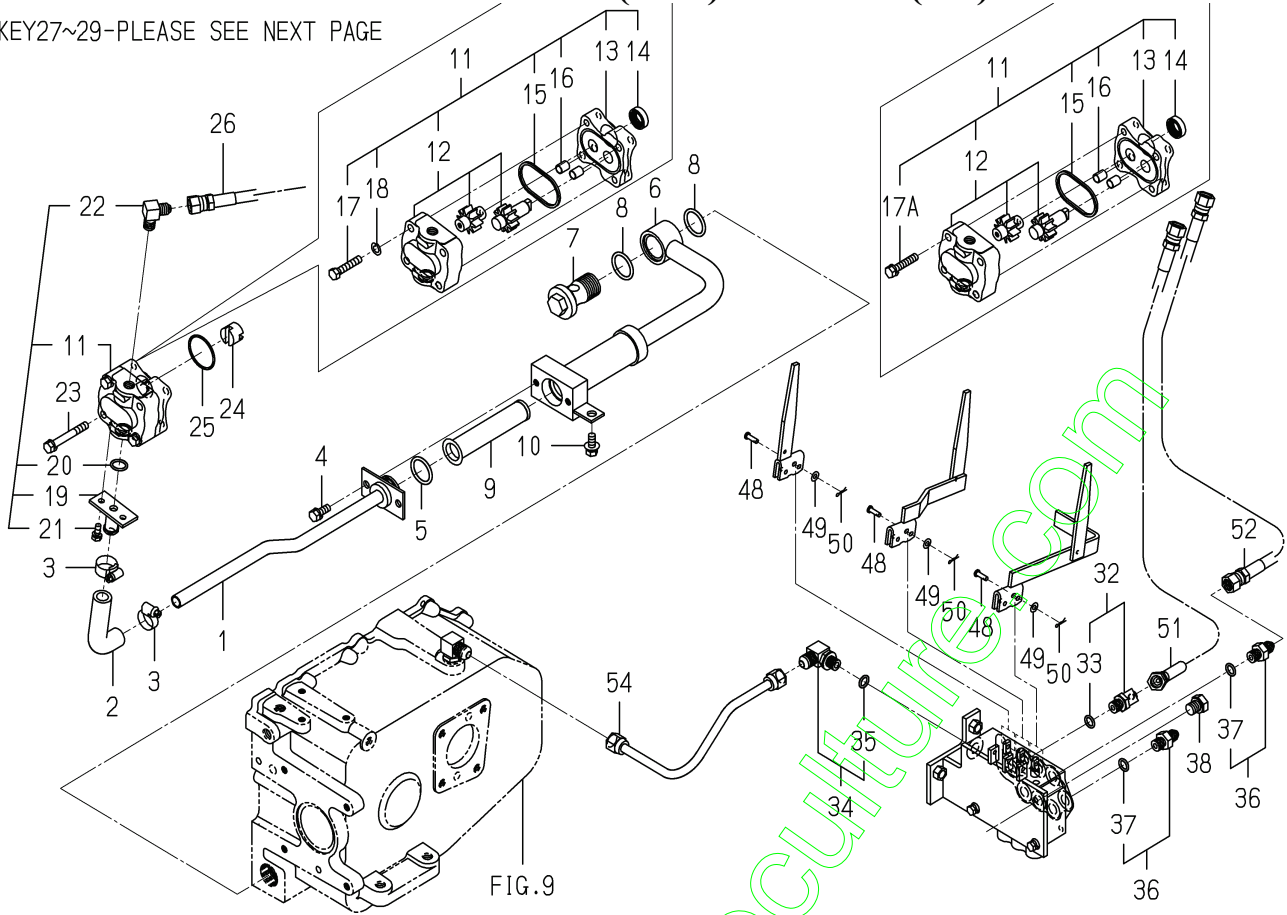
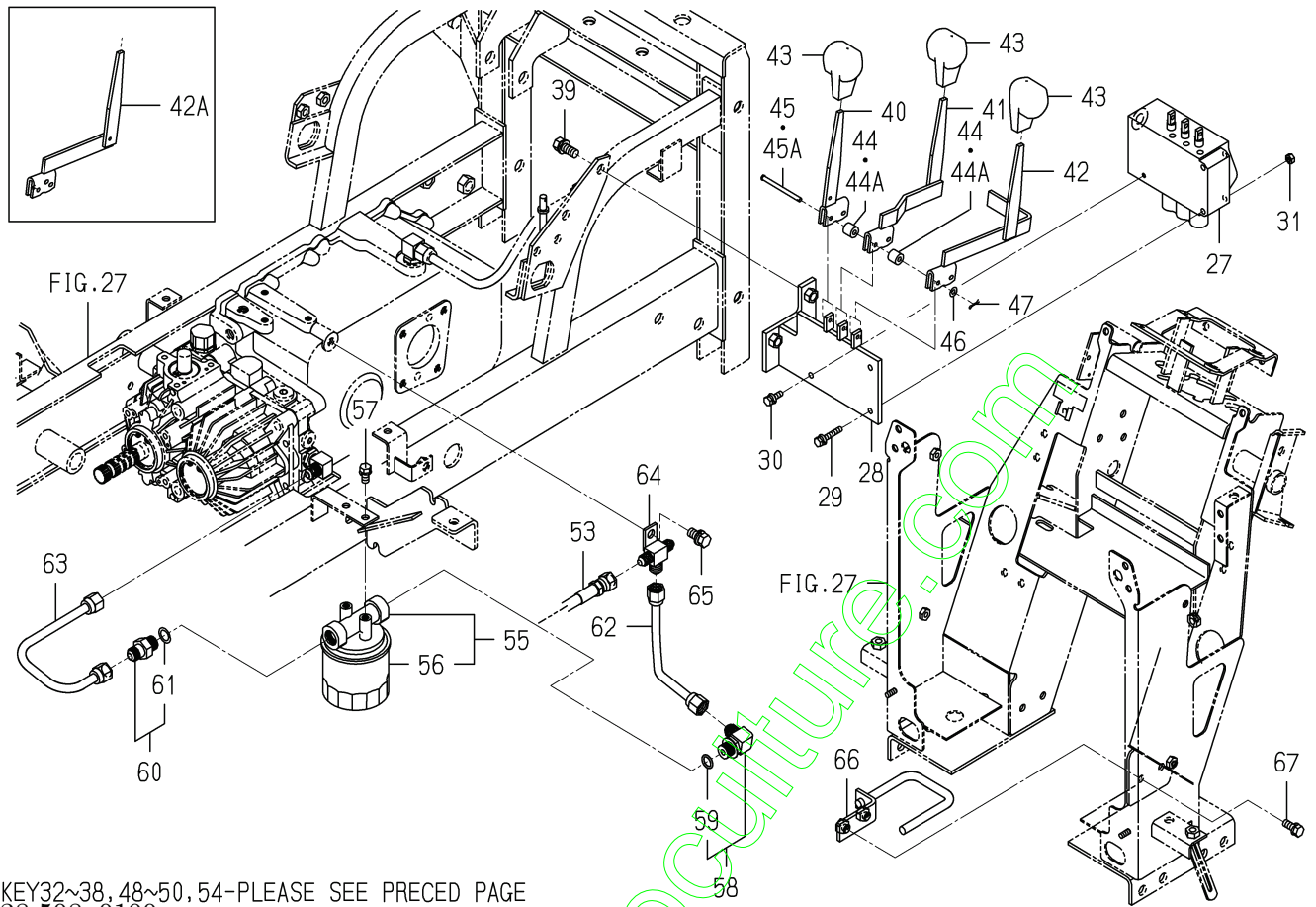


FIG.9

1728-508 -0100

KEY	PART CODE	DESCRIPTION	S P C	TYPE OF MODEL		I T C	C O L	G R P	REMARKS
				SXG19	SXG22				
1	1728-508-220-00	PIPE/SUCTION/F COMP	*	1	1				
2	1703-509-001-00	HOSE/14X22X82	*	1	1				
3	J061-114-024-00	CLAMP/WORM/14-24	*	2	2				
4	V211-260-802-00	BOLT/S	*	2	2				
5	V720-103-502-80	O-RING/P28	*	1	1				
6	1728-508-230-10	PIPE/SUCTION/R COMP	*	1	1				
7	1717-508-001-00	PLUG	*	1	1				
8	V720-103-502-80	O-RING/P28	*	2	2				
9	1682-508-300-00	FILTER COMP	*	1	1				
10	V211-360-802-00	BOLT/SP	*	1	1				
11	K130-018-000-00	PUMP/GEAR ASSY	*	1	1				
12	K130-010-100-00	PUMP/GEAR SET	*	1	1				
13	K130-003-003-00	COVER/GPF1	*	1	1				
14	V744-115-250-70	SEAL,OIL/TC15257	*	1	1				
15	V723-102-005-60	O-RING	*	1	1				
16	K130-003-004-00	KNOK	*	2	2				
17	V201-260-804-00	BOLT/M 8X40	*	2	2				
17A	V211-260-804-00	BOLT,SEMS	*	2	2				
18	V401-160-008-00	WASHER,SP/M 8	*	2	2				
19	2144-409-210-10	SUCTION/OUT COMP	*	1	1				
20	V720-102-401-60	O-RING/P16	*	1	1				
21	V210-260-601-60	BOLT/S	*	2	2				
22	1728-408-001-00	ADAPTER/L/G1/4XR1/4	*	1	1				
23	V211-260-806-00	BOLT,SEMS (S)	*	2	2				
24	3640-350-006-10	CONNECTOR	*	1	1				
25	V723-102-004-00	O-RING	*	1	1				
26	1728-508-310-00	HOSE/HYDRO/950 ASSY	*	1	1				
27	1728-508-270-00	VALVE/1S-2D ASSY	*	1	1				
28	1728-508-210-00	BRACKET/VALVE COMP	*	1	1				
29	V210-360-603-50	BOLT/SP	*	2	2				

FIG. 31 PIPING (OIL) SYSTEM(2/2)

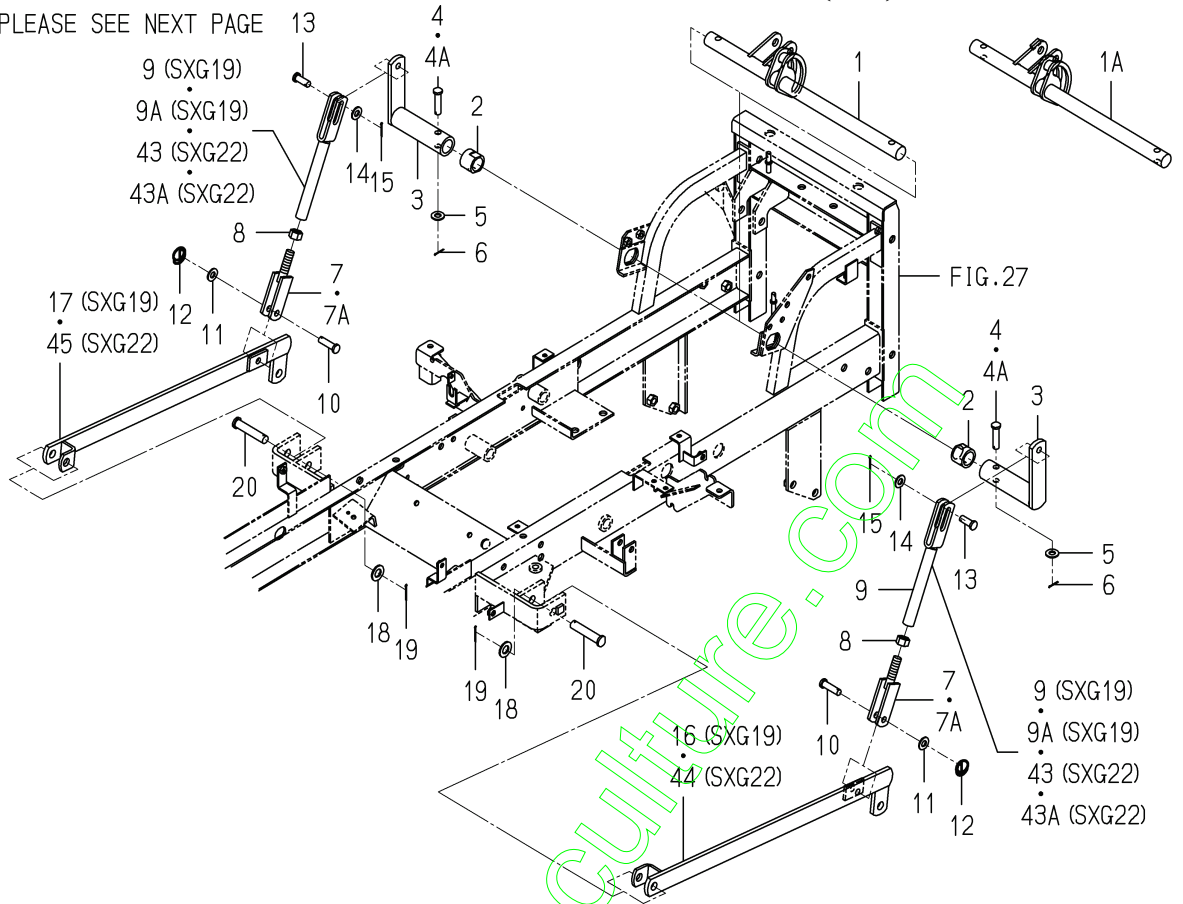


KEY32~38, 48~50, 54-PLEASE SEE PRECED PAGE
1728-508-0100

KEY	PART CODE	DESCRIPTION	S P C	TYPE OF MODEL		I T C	C O L	G R P	REMARKS
				SXG19	SXG22				
30	V 210-360-602-00	BOLT/SP	*	1	1				
31	V 301-260-006-00	NUT/M 6	*	1	1				
32	1739-530-290-00	ADAPTER/45B/G1/ ASSY	*	1	1				
33	V 720-112-401-10	RING/O	*	1	1				
34	1656-509-310-10	ADAPTER/L/PF1/4 ASSY	*	1	1				
35	V 720-112-401-10	RING/O	*	1	1				
36	1725-509-260-00	ADAPTER/G1/4 ASSY	*	2	2				
37	V 720-112-401-10	RING/O	*	2	2				
38	P118-702-033-00	PLUG	*	4	4				
39	V211-261-002-50	BOLT(S) M10X25	*	2	2				
40	1636-505-220-00	LEVER/125 COMP	*	1	1				
41	1728-508-240-00	LEVER/VALVE/MID COMP	*	1	1				
42	1728-508-260-00	LEVER/VALVE/SID COMP	*	-3445 1	-1136 1				
42A	1728-508-260-10	LEVER/VALVE/SID COMP	*	3446- 3	1137- 3	2			
43	1614-262-003-00	GRIP/SUB	*	2 -388	2 -85				
44	1739-530-002-10	COLLAR/06X14X13	*	2 389	2 86				
44A	1728-508-002-00	TUBE/15	*	1 -3418	1 -1136				
45	1728-508-001-00	PIN/05X63	*	1 3419	1 1137	1			
45A	1728-508-001-10	PIN/05X63	*	1	1				
46	V411-260-005-00	WASHER	*	1	1				
47	V560-160-005-00	PIN/SNAP	*	1	1				
48	1739-530-004-00	PIN/05X17	*	3	3				
49	V411-260-005-00	WASHER	*	3	3				
50	V560-160-005-00	PIN/SNAP	*	3	3				
51	1728-508-320-00	HOSE/HYDRO/1450 ASSY	*	1	1				
52	1728-508-310-00	HOSE/HYDRO/950 ASSY	*	1	1				
53	1728-508-350-00	HOSE/HYDRO/750 ASSY	*	1	1				
54	1728-508-430-10	PIPE/RETURN COMP	*	1	1				
55	P103-521-300-00	FILTER/RETURN ASSY	*	1	1				
56	P103-521-302-00	CARTRIDGE	*	1	1				

FIG. 32 MOWER LINK SYSTEM(1/2)

KEY21~25-PLEASE SEE NEXT PAGE

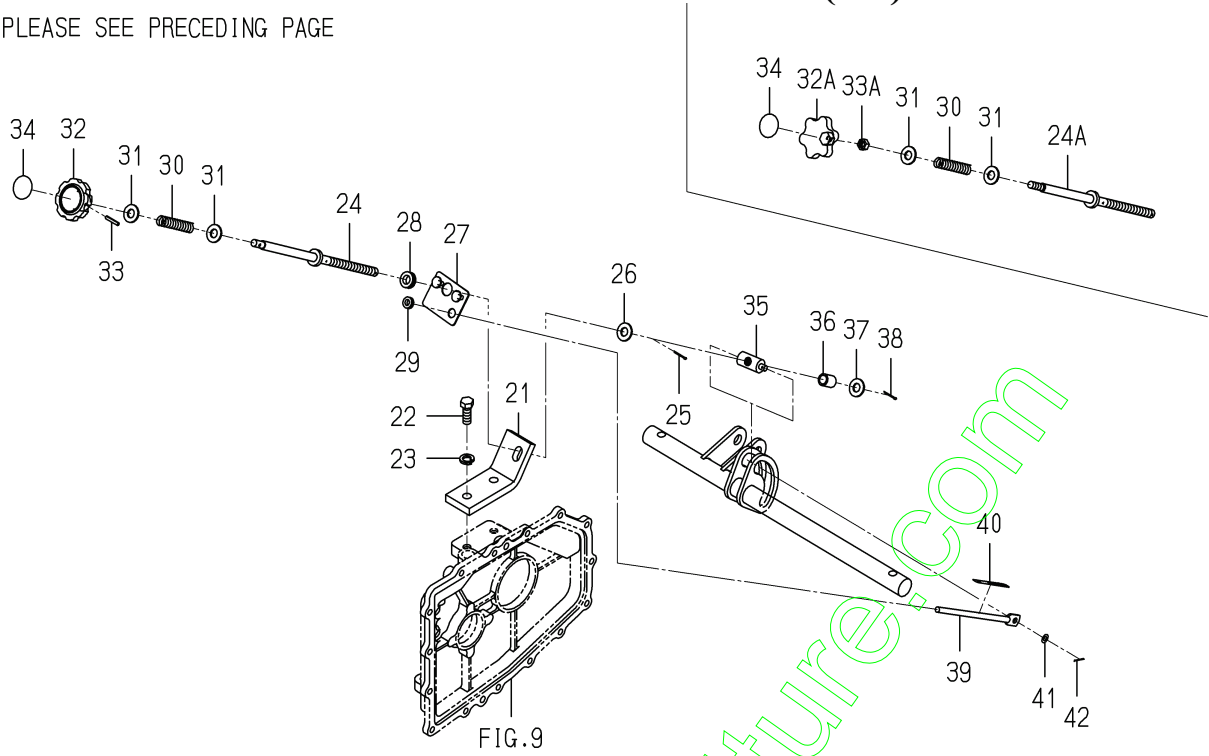


1728-553 -0100,1728-553A-0100

KEY	PART CODE	DESCRIPTION	S P C	TYPE OF MODEL		I T C	C O L	G R P	REMARKS
				SXG19	SXG22				
1	1728-553-210-00	SHAFT/LIFT COMP	*	1 -1190	1 -534				
1A	1728-553-210-10	SHAFT/LIFT COMP	*	1 1191-	1 535-	3			
2	1725-553-002-00	HUB/28X38X30	*	2	2				
3	1728-553-240-00	ARM/LIFT COMP	*	2	2				
4	1725-553-003-00	PIN/12X50	*	2 -1426	2 -579				
4A	7963-611-003-00	PIN/12X48	*	2 1427-	2 580-				
5	V411-260-012-00	WASHER /M12	*	2	2				
6	V500-163-002-00	PIN,SPLIT/3 X20	*	2	2				
7	1728-553-250-00	LINK/LOWER COMP	*	2 -1326	2 -579				
7A	1728-553-250-10	LINK/LOWER COMP	*	2 1327-	2 580-	3			
8	V334-260-016-00	NUT	*	2	2				
9	1728-553-260-00	LINK/UPPER/19 COMP	*	2 -1324					
9A	1728-553-260-10	LINK/UPPER/19 COMP	*	2 1325-		3			
10	8657-608-053-10	PIN/12X42	*	2	2				
11	V411-260-012-00	WASHER /M12	*	2	2				
12	1427-317-003-00	CLIP,PIN	*	2	2				
13	1728-553-007-00	PIN/12X32	*	2	2				
14	V411-260-012-00	WASHER /M12	*	2	2				
15	V500-163-002-00	PIN,SPLIT/3 X20	*	2	2				
16	1728-553-280-10	ARM/MID/LH/19 COMP	*	1					
17	1728-553-290-10	ARM/MID/RH/19 COMP	*	1					
18	V411-260-016-00	WASHER / M16	*	2	2				
19	V500-163-003-00	PIN,SPLIT/3X30	*	2	2				
20	1728-553-011-00	PIN/16X78	*	2	2				
21	1728-553-001-00	STAY/ADJUST	*	1	1				
22	V201-361-203-00	BOLT/M12X30	*	2	2				
23	V401-160-012-00	WASHER,SP/M12	*	2	2				
24	1728-553-230-00	SHAFT/ADJUST COMP	*	1 -3623	1 -1178				
24A	1728-553-230-10	SHAFT/ADJUST COMP	*	1 3624-	1 1179-	3			
25	V500-162-502-50	PIN,SPLIT/2.5X25	*	1	1				

FIG. 32 MOWER LINK SYSTEM(2/2)

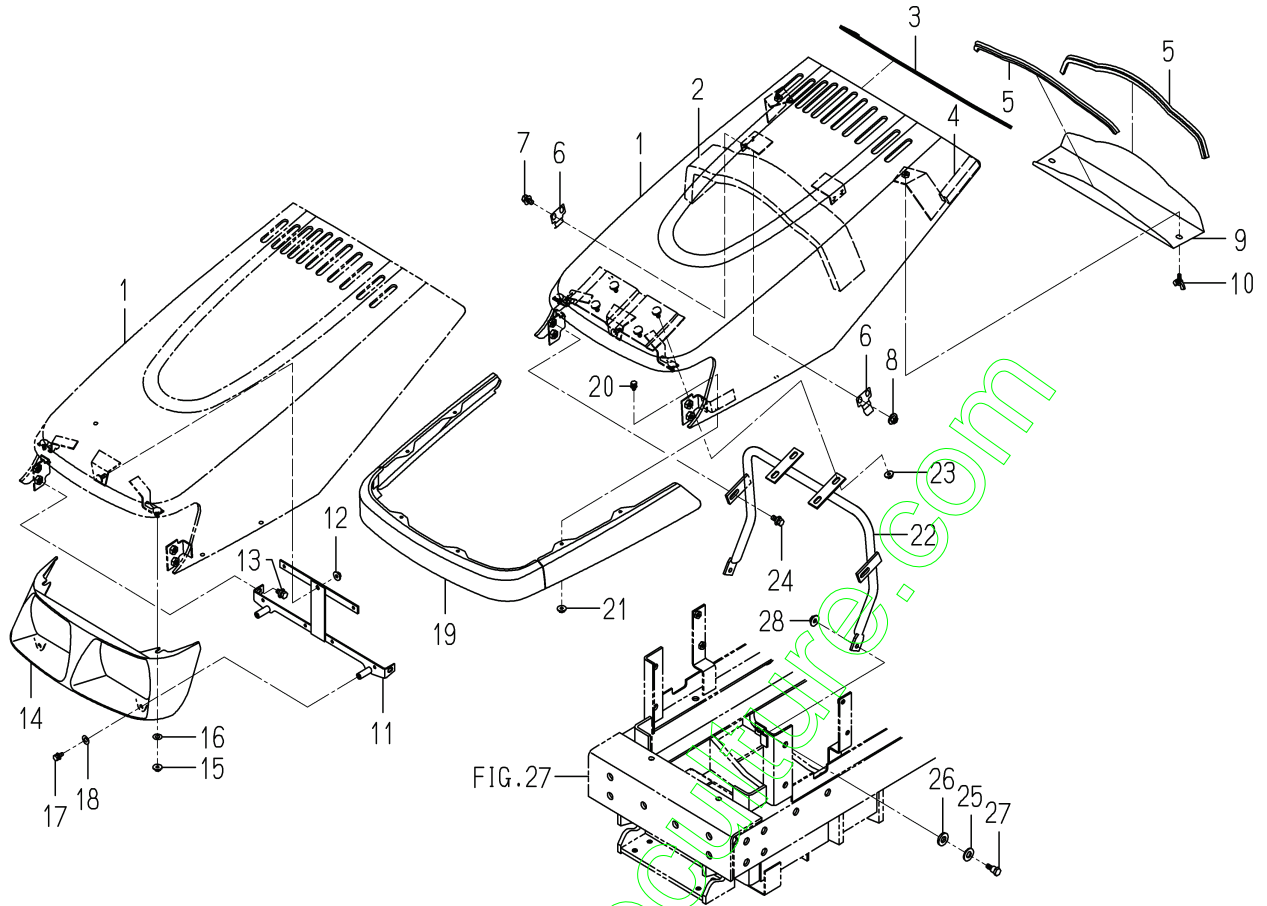
KEY43~45-PLEASE SEE PRECEDING PAGE



1728-553-0100,1728-553A-0100

KEY	PART CODE	DESCRIPTION	S P C	TYPE OF MODEL		I T C	C O L	G R P	REMARKS
				SXG19	SXG22				
26	V 411-260-012-00	WASHER /M12	*	1	1				
27	1728-553-270-00	PLATE/I/53X70 COMP	*	1	1				
28	2139-505-002-00	GROMMET	*	1	1				
29	4335-512-004-00	GROMMET/9	*	1	1				
30	3656-480-002-00	SPRING/HC084	*	1	1				
31	V 411-260-012-00	WASHER /M12	*	2	2				
32	8657-611-004-00	KNOB/10X33	*	1	1				
32A	1120-311-003-00	KNOB/HANDLE	*	-3623	-1178				
33	V 580-140-402-50	PIN,SPRING/4 X25	*	1	1				
33A	V 304-260-010-00	NUT	*	-3623	-1178				
34	8657-901-001-00	LABEL/ADJUST	*	1	1				
35	1728-553-008-00	NUT/ADJUST	*	1	1				
36	3659-352-007-00	COLLAR/13X17X22	*	1	1				
37	V 411-260-012-00	WASHER /M12	*	1	1				
38	V 500-162-502-50	PIN,SPLIT/2.5X25	*	1	1				
39	1728-553-009-00	ROD/08X195	*	1	1				
40	1728-553-004-00	LABEL/GAUGE	*	1	1				
41	V 411-260-008-00	WASHER,PL/M 8	*	1	1				
42	V 500-162-002-00	PIN,SPLIT/2 X20	*	1	1				
43	1728-553-510-00	LINK/UPPER/22 COMP	*		2				
43A	1728-553-510-10	LINK/UPPER/22 COMP	*		-579				
44	1728-553-520-10	ARM/MID/LH/22 COMP	*		2	3			
45	1728-553-530-10	ARM/MID/RH/22 COMP	*		580				
					1				
					1				

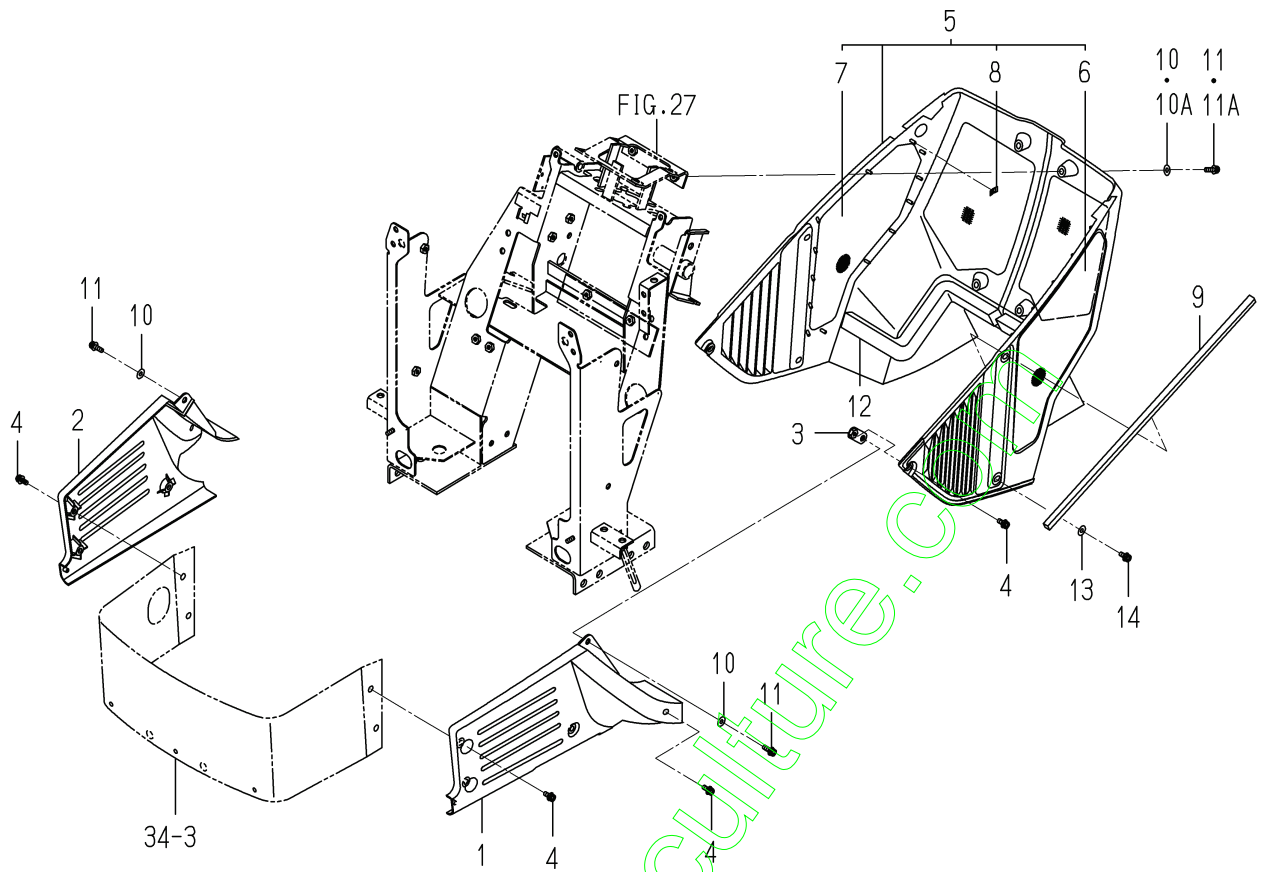
FIG. 33 HOOD SYSTEM



1728-601A-0100

KEY	PART CODE	DESCRIPTION	S P C	TYPE OF MODEL		I T C	C O L	G R P	REMARKS
				SXG19	SXG22				
1	1739-601-220-00	HOOD COMP	*	1	1		4L		
2	1725-601-003-00	SEAL/70X20X680	*	1	1				
3	1705-601-018-00	INSULATOR	*	1	1				
4	1705-601-021-00	SEAL/20X20X100	*	2	2				
5	1593-601-072-00	TRIM/1X6X360	*	2	2				
6	1703-601-009-10	SPRING	*	4	4				
7	V211-360-801-60	BOLT,SEMS (SP)	*	4	4				
8	V362-260-008-00	NUT/WASHER	*	4	4				
9	1705-601-007-00	NET/HOOD	*	1	1				
10	V273-360-601-50	BOLT/M6X15	*	2	2				
11	1739-602-210-00	BRACKET/LAMP COMP	*	1	1				
12	V361-260-006-00	NUT	*	1	1				
13	V211-360-801-60	BOLT,SEMS (SP)	*	2	2				
14	1739-602-004-00	HOOD/LAMP	*	1	1				
15	V361-260-006-00	NUT	*	2	2				
16	V411-260-008-00	WASHER,PL/M 8	*	2	2				
17	V210-360-601-60	BOLT(SP)/M6X16	*	2	2				
18	V411-260-008-00	WASHER,PL/M 8	*	2	2				
19	1705-601-230-01	SPACER COMP	*	1	1		4L		
20	V210-360-601-20	BOLT,SEMS	*	6	6				
21	V360-260-006-00	NUT/M6	*	6	6				
22	1725-601-210-00	ARM/HOOD COMP	*	1	1				
23	V363-260-008-00	NUT/WASHER	*	4	4				
24	V211-360-802-00	BOLT/SP	*	2	2				
25	V411-260-012-00	WASHER /M12	*	2	2				
26	1689-621-007-00	WASHER/12X26X04	*	2	2				
27	1689-621-008-00	BOLT	*	2	2				
28	V363-260-008-00	NUT/WASHER	*	2	2				

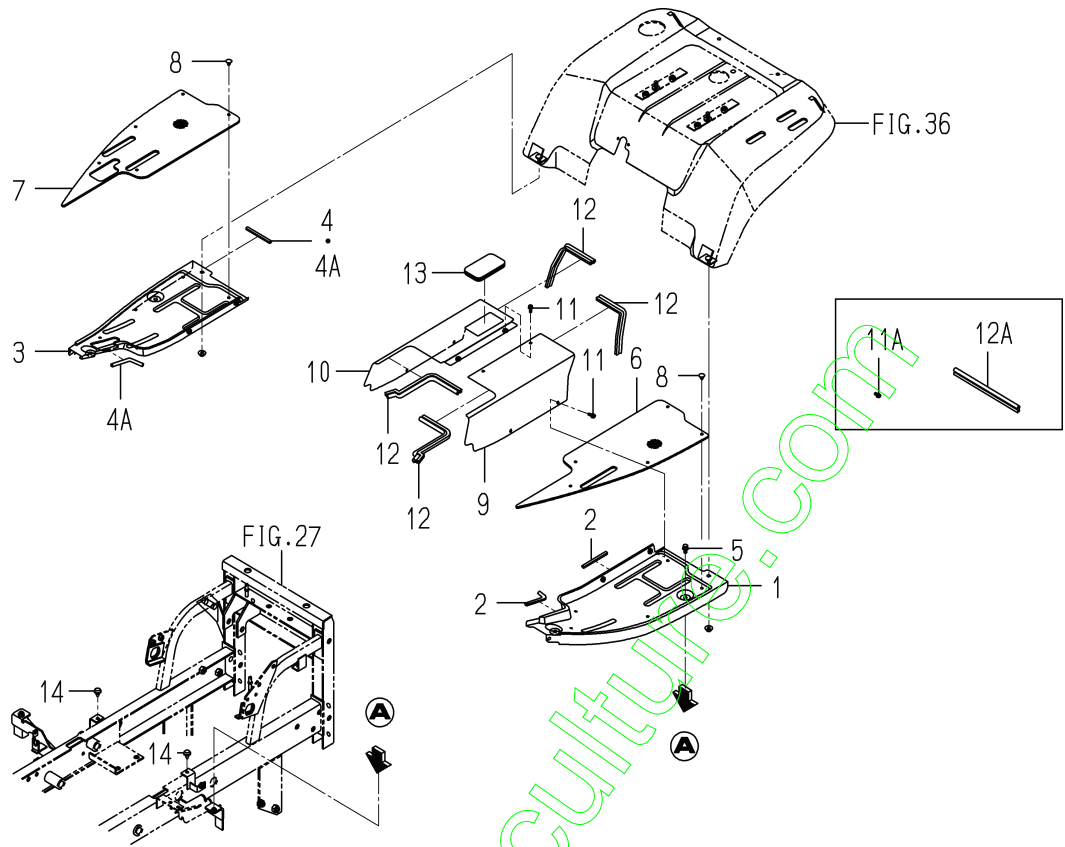
FIG. 35 COVER SYSTEM



1728-604 -0100

KEY	PART CODE	DESCRIPTION	S P C	TYPE OF MODEL		I T C	C O L	G R P	REMARKS
				SXG19	SXG22				
1	1739-604-001-00	COVER/FRONT/LH	*	1	1				
2	1739-604-002-00	COVER/FRONT/RH	*	1	1				
3	1705-601-280-00	PLATE/IR/18X50_COMP	*	2	2				
4	V120-376-001-60	SCREW/SP	*	8	8				
5	1728-604-200-00	COVER/LOWER ASSY	*	1	1				
6	1728-604-201-00	NET/SIDE/LH	*	1	1				
7	1725-604-202-00	NET/SIDE/RH	*	1	1				
8	V350-160-004-00	NUT,SPEED/P4	*	33	33				
9	1705-601-019-00	SEAL/10X10X500	*	2	2				
10	1593-601-073-00	WASHER/06X16X01	*		10				
10A	1593-601-073-00	WASHER/06X16X01	*	4	36				
11	V120-376-002-00	SCREW/SP	*		10				
11A	V120-376-002-00	SCREW/SP	*	4	36				
12	1725-604-003-00	SEAL/30X20X350	*	2	2				
13	1593-601-073-00	WASHER/06X16X01	*	6	6				
14	V120-376-001-60	SCREW/SP	*	6	36				

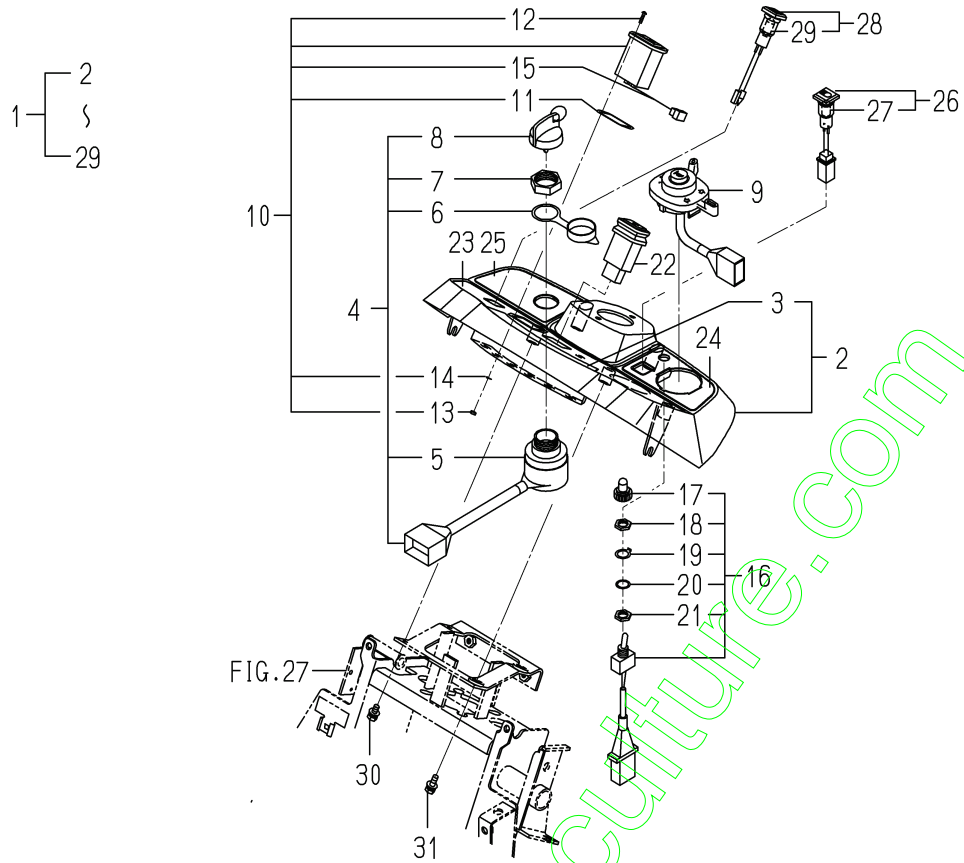
FIG. 37 FLOOR SYSTEM



1728-630 -0100

KEY	PART CODE	DESCRIPTION	S P C	TYPE OF MODEL		I T C	C O L	G R P	REMARKS
				SXG19	SXG22				
1	1728-630-200-00	STEP/LH COMP	*	1	1		4L		
2	3805-210-021-00	PAD/100	*	2	2 36-				
3	1728-630-210-00	STEP/RH COMP	*	1	1		4L		
4	3805-210-021-00	PAD/100	*	1 -188	1 -55				
4A	3805-210-021-00	PAD/100	*	2 189-	2 56-				
5	V211-360-802-00	BOLT/SP	*	4	4				
6	1728-630-003-00	MAT/LH	*	1	1				
7	1728-630-004-00	MAT/RH	*	1	1				
8	1527-604-002-00	CLIP(B)	*	10	10				
9	1728-630-001-10	COVER/CENTER/LH	*	1	1		7F		
10	1728-630-220-10	COVER/CENTER/RH COMP	*	1	1		7F		
11	V120-376-002-00	SCREW/SP	*		6 -35				
11A	V120-376-001-60	SCREW/SP	*	6	6 36-				
12	1728-630-005-10	INSULATOR/275	*	4 -748	4 -166				
12A	1728-630-005-20	INSULATOR/270	*	4 749-	4 167-	1			
13	1646-630-053-00	CAP	*	1	1				
14	1432-616-002-00	RUBBER,CUSHION	*	2	2				

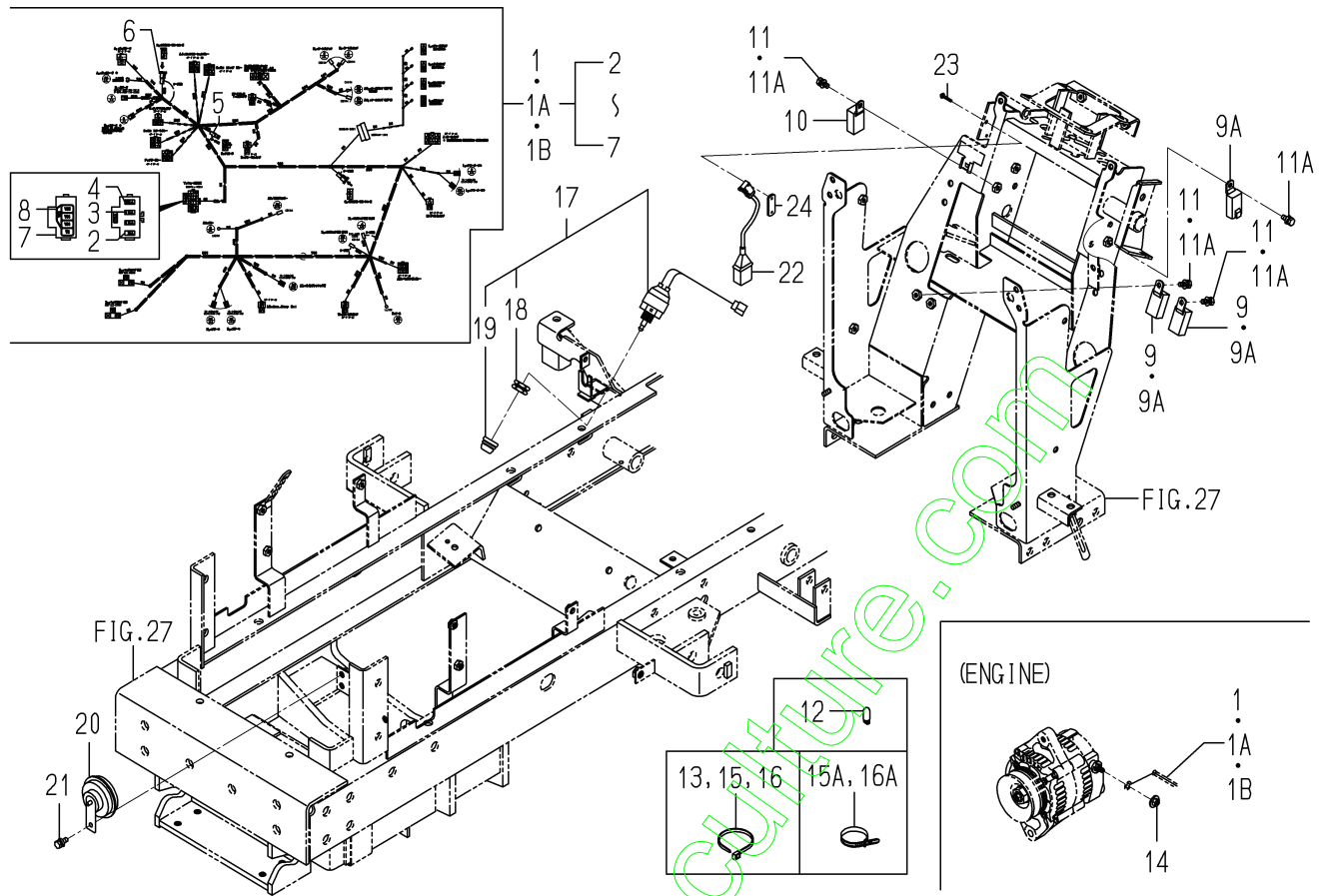
FIG. 39 PANEL SYSTEM (G TYPE)



1728-670A-0100

KEY	PART CODE	DESCRIPTION	S P C	TYPE OF MODEL		I T C	C O L	G R P	REMARKS
				SXG19	SXG22				
1	1728-670-500-10	PANEL/SWITCH/HM ASSY	*	1	1				
2	1728-670-510-00	PANEL/SWITCH/HM COMP	*	1	1				
3	1728-670-512-00	PANEL/MONITOR	*	1	1				
4	1593-621-250-10	SWITCH(STARTER) ASSY	*	1	1				
5	1593-621-252-00	COVER	*	1	1				
6	1444-621-311-00	CAP	*	1	1				
7	1444-621-312-00	NUT,RING/M28X1.0	*	1	1				
8	3614-261-002-00	KEY ASSY	*	1	1				
9	1739-670-220-00	SWITCH/COMBINATION/E	*	1	1				
10	1703-670-230-00	METER/HOUR ASSY	*	1	1				
11	P117-303-522-00	PACKING	*	1	1				
12	P117-303-523-00	SCREW	*	2	2				
13	P117-303-524-00	NUT	*	2	2				
14	P117-303-525-00	WASHER	*	2	2				
15	P117-303-526-00	HARNES	*	1	1				
16	1593-622-270-00	SWITCH,HEAD LAMP	*	1	1				
17	3631-270-003-00	COVER/SWITCH	*	1	1				
18	1593-622-272-00	NUT/A/M12	*	1	1				
19	1593-622-273-00	WASHER/13X18X01	*	1	1				
20	1593-622-274-00	WASHER	*	1	1				
21	1593-622-275-00	NUT/B/M12	*	1	1				
22	1740-680-550-00	SWITCH/HAZARD ASSY	*	1	1				
23	1728-670-501-00	LABEL/METER/HM	*	1	1				
24	1739-670-202-00	LABEL/LH	*	1	1				
25	1705-902-004-00	LABEL/PANEL/RH	*	1	1				
26	1682-670-220-00	LAMP/LIGHT ASSY	*	1	1				
27	1403-621-031-00	BULB/12V 3W	*	1	1				
28	1728-670-520-00	LAMP/PARKING ASSY	*	1	1				
29	1403-621-031-00	BULB/12V 3W	*	1	1				
30	V210-360-601-60	BOLT(SP)/M6X16	*	2	2				

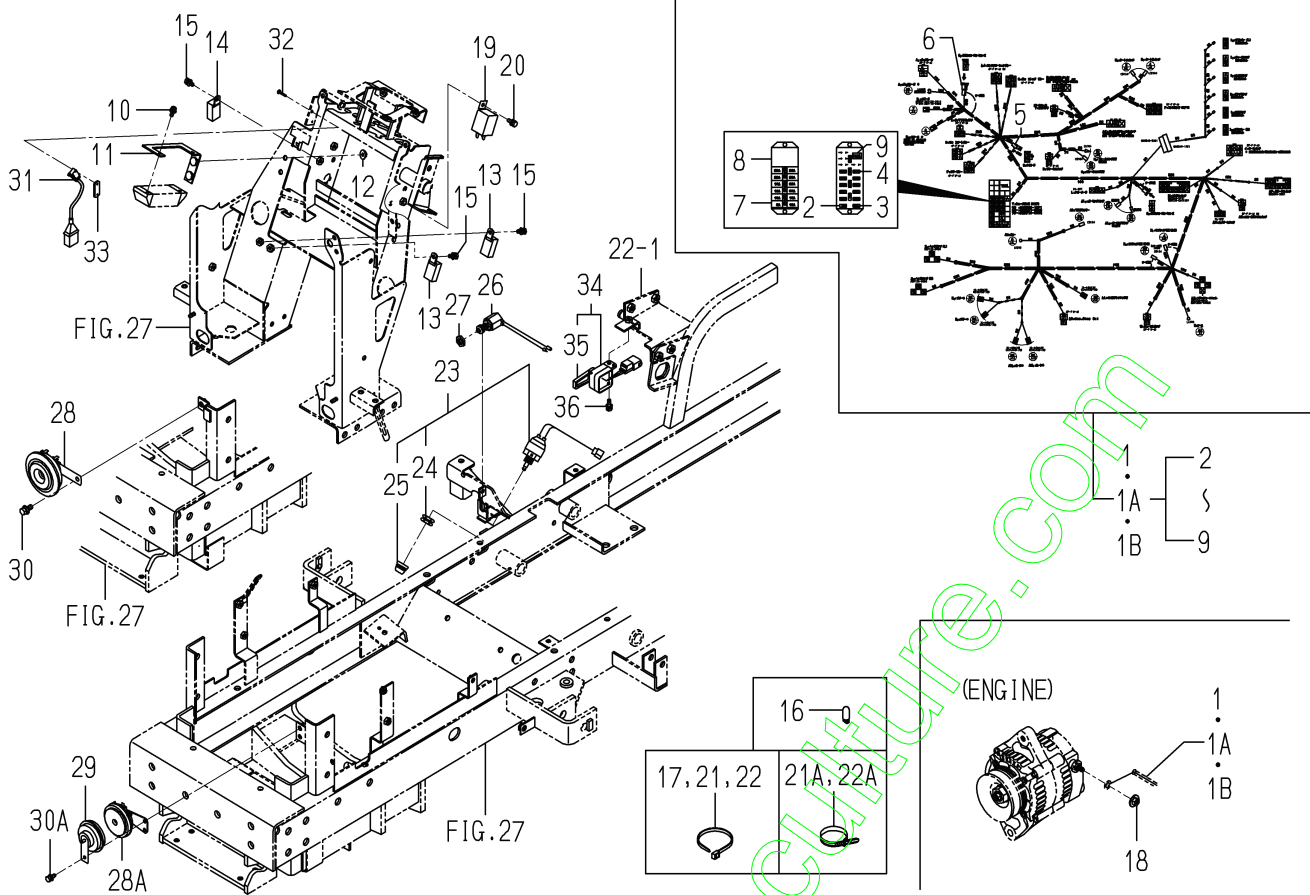
FIG. 40 HARNESS SYSTEM (EXCEPT G TYPE)



1728-690-0100

KEY	PART CODE	DESCRIPTION	S P C	TYPE OF MODEL		I T C	C O L	G R P	REMARKS
				SXG19	SXG22				
1	1728-690-200-00	HARNESS/MAIN ASSY	*		1 -36				
1A	1728-690-200-10	HARNESS/MAIN ASSY	*		1 -1406		1		
1B	1728-690-200-20	HARNESS/MAIN ASSY	*		1 1407-		3		
2	1575-623-009-00	FUSE/32V03A	*		1 1				
3	1575-623-010-00	FUSE/32V10A	*		2 2				
4	1593-623-203-00	FUSE/32V20A	*		2 2				
5	3650-262-202-00	DIODE/3.0A	*		1 1				
6	1614-690-202-00	FUSE/SLOWBLOW	*		2 2				
7	1672-690-212-00	CAP/FUSEBOX/5P	*		1 1				
8	1728-690-001-00	LABEL/FUSE	*		1 1				
9	1650-658-270-00	RELAY/4P ASSY	*		2 -1406				
9A	1650-658-270-00	RELAY/4P ASSY	*		3 1407-				
10	1690-652-210-00	RELAY ASSY	*		1 1				
11	V210-360-601-60	BOLT(SP)/M6X16	*		3 -1406				
11A	V210-360-601-60	BOLT(SP)/M6X16	*		4 1407-				
12	3650-270-214-00	BULB	*		5 5				
13	1593-623-003-00	BAND	*		2 2				
14	V360-260-006-00	NUT/M6	*		1 1				
15	3737-172-010-00	BAND/202	*		15 -188				
15A	1342-402-006-00	BAND,WIRE/250	*		15 189-				
16	3746-185-014-00	BAND,HOSE	*		2 -188				
16A	1376-402-003-00	BAND,WIRE/140	*		5 189-				
17	1560-664-250-00	SWITCH/PUSH SET	*		1 1				
18	1560-664-252-00	NUT	*		1 1				
19	1560-664-253-00	BOOT	*		1 1				
20	1690-650-320-00	HORN ASSY	*		1 1				
21	V210-360-601-60	BOLT(SP)/M6X16	*		1 1				
22	1593-623-520-00	SWITCH, MERIT	*		1 1				
23	1614-129-003-00	SCREW/M03X20	*		2 2				
24	3664-276-001-00	PLATE/IRX13X35	*		1 1				

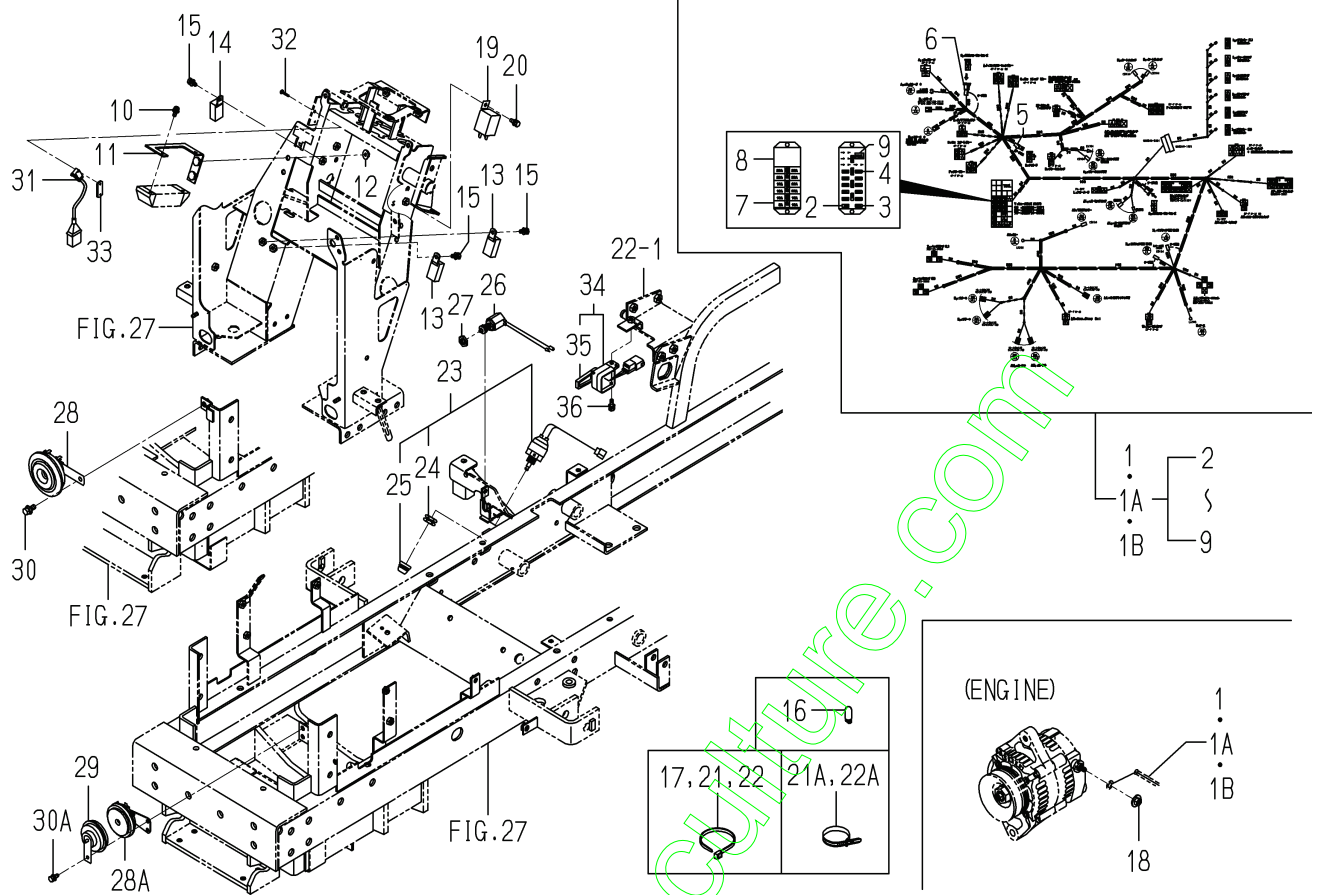
FIG. 41 HARNESS SYSTEM (G TYPE)



1728-690A-0100

KEY	PART CODE	DESCRIPTION	S P C	TYPE OF MODEL		I T C	C O L	G R P	REMARKS
				SXG19	SXG22				
1	1728-690-500-00	HARNESS/MAIN/HM ASSY	*	1-56	1-35				
1A	1728-690-500-10	HARNESS/MAIN/HM ASSY	*	1-1551	1-589		1		
1B	1728-690-500-20	HARNESS/MAIN/G ASSY	*	1-1552	1-590		3		
2	3827-270-003-00	FUSE/BLADE/32V03A	*	2	2				
3	3821-262-202-00	FUSE/BLADE/32V10A	*	6	6				
4	3821-262-204-00	FUSE/BLADE/32V20A	*	8	8				
5	3650-262-202-00	DIODE/3.0A	*	1	1				
6	1614-690-202-00	FUSE/SLOWBLOW	*	2	2				
7	1728-690-502-00	LABEL/FUSE	*	1	1				
8	3827-270-001-00	COVER/FUSE	*	1	1				
9	3827-270-002-00	TOOL/FUSE	*	1	1				
10	V120-366-001-60	SCREW	*	2	2				
11	1728-690-510-10	STAY/FUSEBOX COMP	*	1	1				
12	V360-260-006-00	NUT/M6	*	2	2				
13	1650-658-270-00	RELAY/4P ASSY	*	2	2				
14	1690-652-210-00	RELAY ASSY	*	1	1				
15	V210-360-601-60	BOLT(SP)/M6X16	*	3	3				
16	3650-270-214-00	BULB	*	6	6				
17	1593-623-003-00	BAND	*	2	2				
18	V360-260-006-00	NUT/M6	*	1	1				
19	1600-623-002-00	FLASHER ASSY	*	1	1				4DM0-033-600-01
20	V210-360-601-60	BOLT(SP)/M6X16	*	1	1				
21	3737-172-010-00	BAND/202	*	15-514	15-101				
21A	1342-402-006-00	BAND,WIRE/250	*	15-515	15-102				
22	3746-185-014-00	BAND,HOSE	*	2-514	2-101				
22A	1376-402-003-00	BAND,WIRE/140	*	5-515	5-102				
23	1560-664-250-00	SWITCH/PUSH SET	*	1	1				
24	1560-664-252-00	NUT	*	1	1				
25	1560-664-253-00	BOOT	*	1	1				
26	1518-621-320-00	SWITCH,STOP	*	1	1				

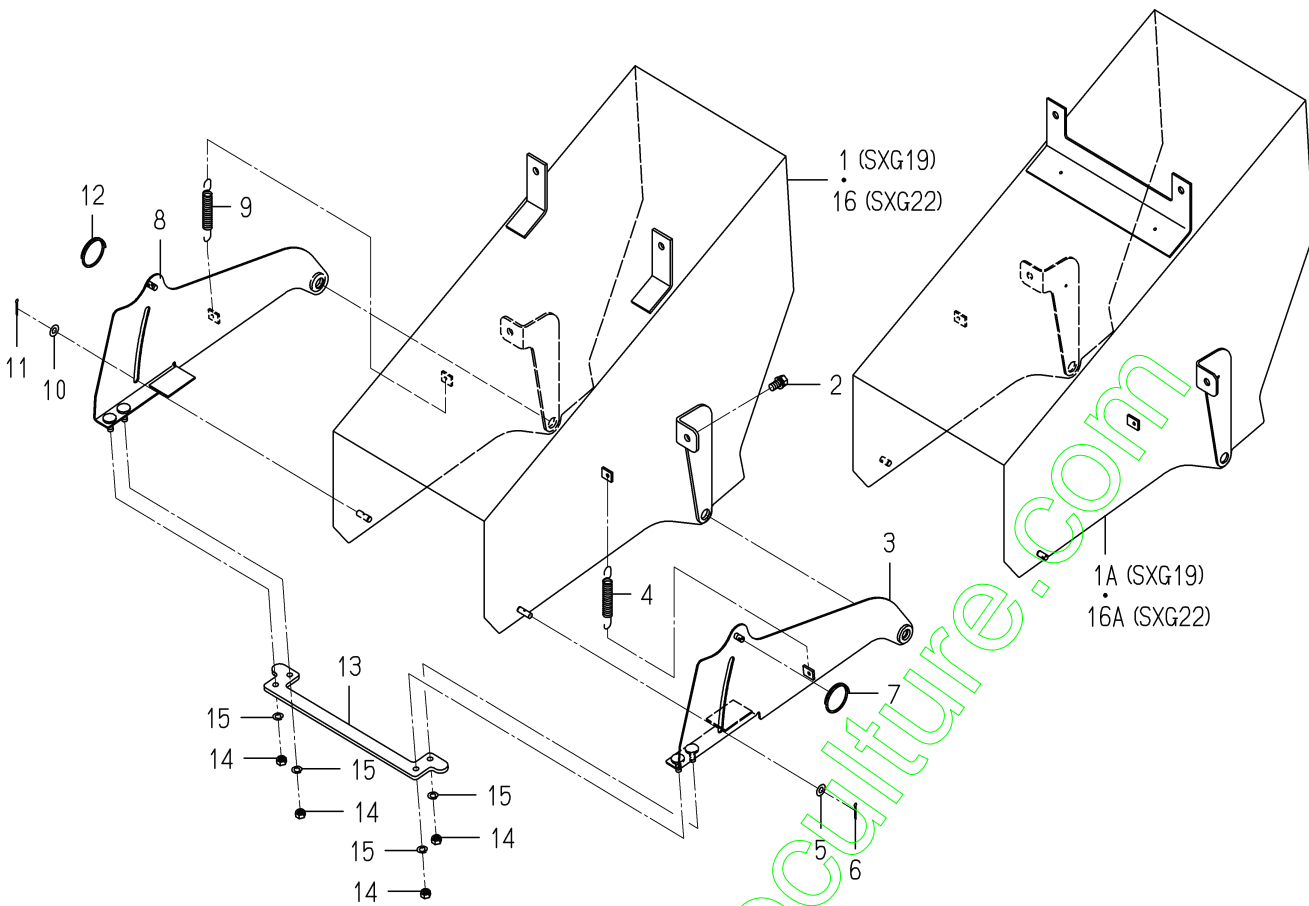
FIG. 41 HARNESS SYSTEM (G TYPE)



1728-690A-0100

KEY	PART CODE	DESCRIPTION	S P C	TYPE OF MODEL		I T C	C O L	G R P	REMARKS
				SXG19	SXG22				
27	1432-621-006-10	NUT,LOCK	*	1	1				
28	1674-664-200-00	HORN ASSY	*	1 -1190	1 -551				*****
28A	1740-680-530-00	HORN ASSY	*	1 1191-	1 552-				
29	1690-650-320-00	HORN ASSY	*	1 1552-	1 590-				
30	V211-360-802-00	BOLT/SP	*	1 -1190	1 -551				
30A	V210-360-601-60	BOLT(SP)/M6X16	*	2 1191-	2 552-				
31	1593-623-520-00	SWITCH, MERIT	*	1	1				
32	1614-129-003-00	SCREW/M03X20	*	2	2				
33	3664-276-001-00	PLATE/IRX13X35	*	1	1				
34	1716-680-330-00	SWITCH/LEVER ASSY	*	1	1				
35	1716-680-222-00	ARM	*	1	1				
36	V210-360-602-00	BOLT/SP	*	1	1				

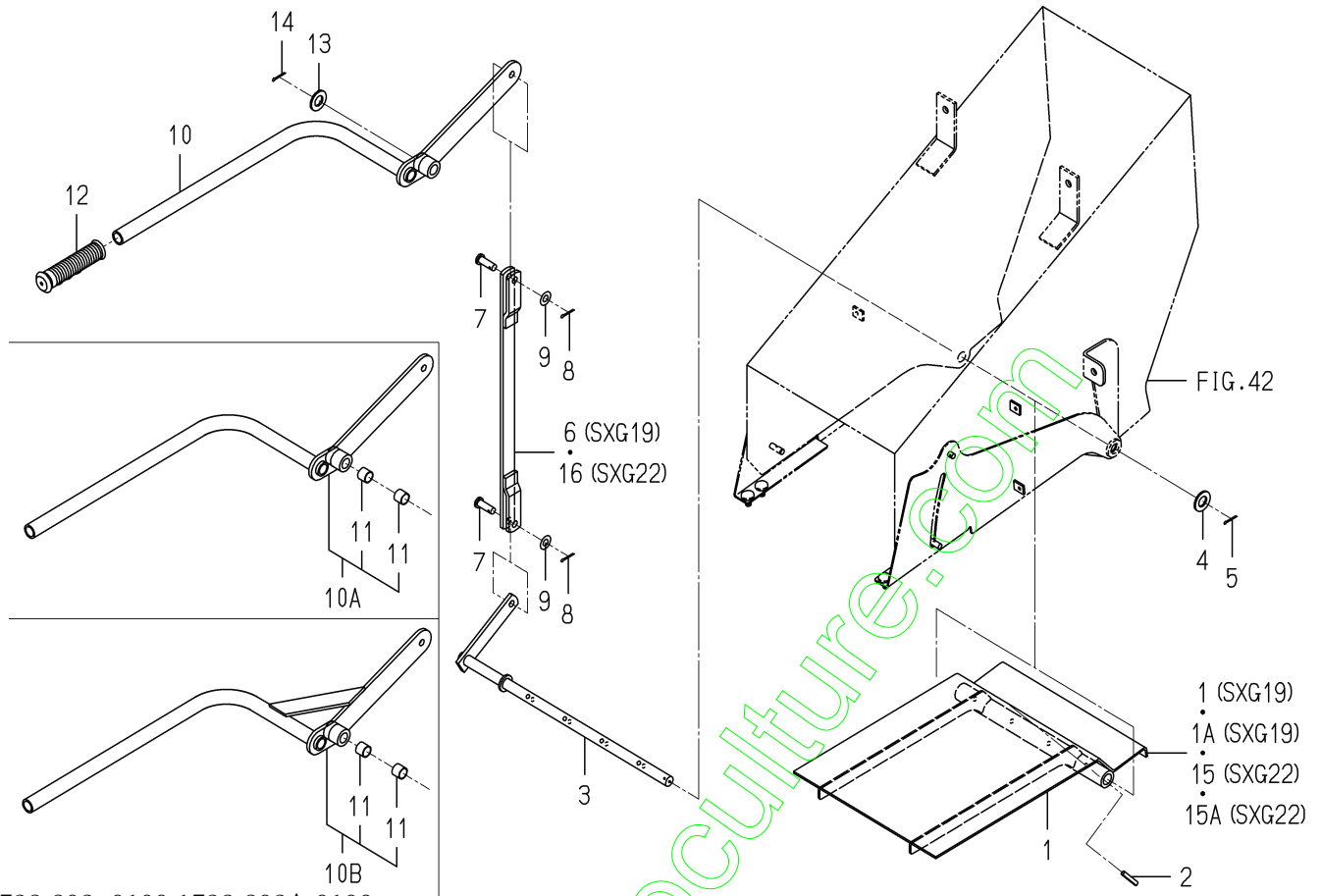
FIG. 42 CHUTER SYSTEM



1728-801-0100,1728-801A-0100

KEY	PART CODE	DESCRIPTION	S P C	TYPE OF MODEL		I T C	C O L	G R P	REMARKS
				SXG19	SXG22				
1	1728-801-210-00	CHUTER/UPPER/19 COMP	*	1 -636				7F	
1A	1728-801-210-10	CHUTER/UPPER/19 COMP	*	1 637-			1	7F	
2	V211-261-002-00	BOLT,SEMS	*	4	4				
3	1728-801-220-10	CHUTER/LOWER/LH COMP	*	1	1				
4	2157-128-001-00	SPRING/HE107	*	1	1				
5	V411-260-008-00	WASHER,PL/M 8	*	1	1				
6	V500-163-002-00	PIN,SPLIT/3 X20	*	1 -636	1 -116				
7	8654-501-006-10	SPRING/CLIP	*	1	1				
8	1728-801-230-10	CHUTER/LOWER/RH COMP	*	1	1				
9	2157-128-001-00	SPRING/HE107	*	1	1				
10	V411-260-008-00	WASHER,PL/M 8	*	1	1				
11	V500-163-002-00	PIN,SPLIT/3 X20	*	1 -636	1 -116				
12	8654-501-006-10	SPRING/CLIP	*	1	1				
13	1728-801-001-10	PLATE/BAR	*	1	1				
14	3801-236-051-00	NUT,U/M8	*	4	4				
15	V401-160-008-00	WASHER,SP/M 8	*	4	4				
16	1728-801-510-00	CHUTER/UPPER/22 COMP	*		1 -116			7F	
16A	1728-801-510-10	CHUTER/UPPER/22 COMP	*		1 117-		1	7F	

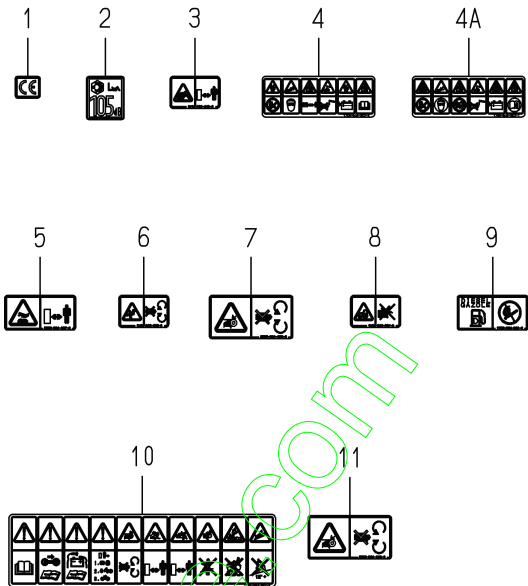
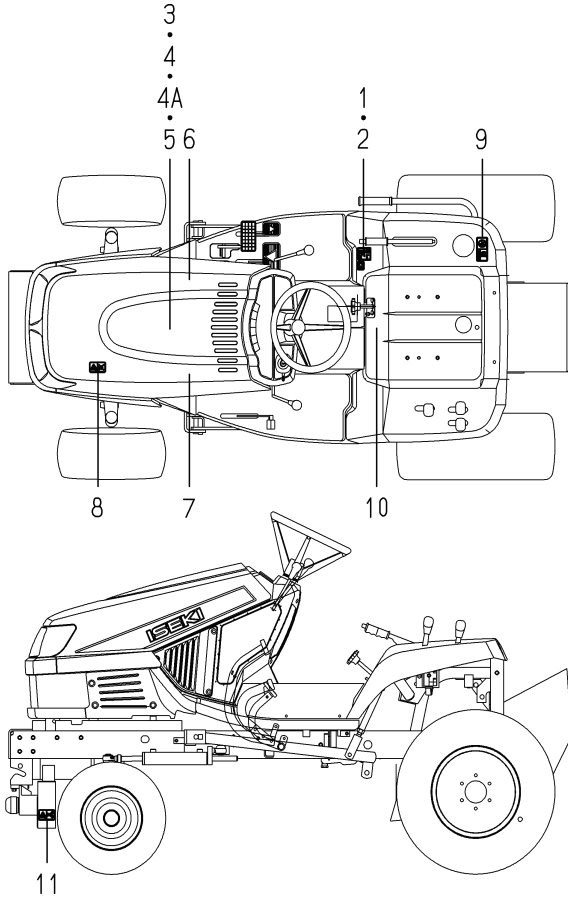
FIG. 43 CLEANER SYSTEM



1728-802 -0100,1728-802A-0100

KEY	PART CODE	DESCRIPTION	S P C	TYPE OF MODEL		I T C	C O L	G R P	REMARKS
				SXG19	SXG22				
1	1728-802-210-00	PLATE/CLEANER/1 COMP	*	1 -191					
1A	1728-802-210-10	PLATE/CLEANER/1 COMP	*	1 192-		1			
2	V580-140-603-20	PIN,SPRING/6 X32 W	*	4	4				
3	1728-802-220-10	ARM/CLEANER COMP	*	1	1				
4	V411-260-016-00	WASHER / M16	*	1	1				
5	V500-163-003-00	PIN,SPLIT/3X30	*	1	1				
6	1728-802-230-10	ROD/CLEANER/19 COMP	*	1					
7	2195-524-002-00	PIN/10X29	*	2	2				
8	V500-163-002-00	PIN,SPLIT/3 X20	*	2	2				
9	V411-260-010-00	WASHER/M10	*	2	2				
10	1728-802-250-10	LEVER/CLEANER COMP	*	1 -296	1 -69				
10A	1728-802-270-00	LEVER/CLEANER ASSY	*	1 -392	1 -87				
10B	1728-802-270-10	LEVER/CLEANER ASSY	*	1 393-	1 88-	1			
11	1636-271-351-00	BUSH/16X18X15	*	2 297-	2 70-				
12	1379-311-002-00	GRIP,HANDLE	*	1	1				
13	V411-260-016-00	WASHER / M16	*	1	1				
14	V500-163-003-00	PIN,SPLIT/3X30	*	1	1				
15	1728-802-510-00	PLATE/CLEANER/2 COMP	*		1 -55				
15A	1728-802-510-10	PLATE/CLEANER/2 COMP	*		1 56-	1			
16	1728-802-520-10	ROD/CLEANER/22 COMP	*		1				

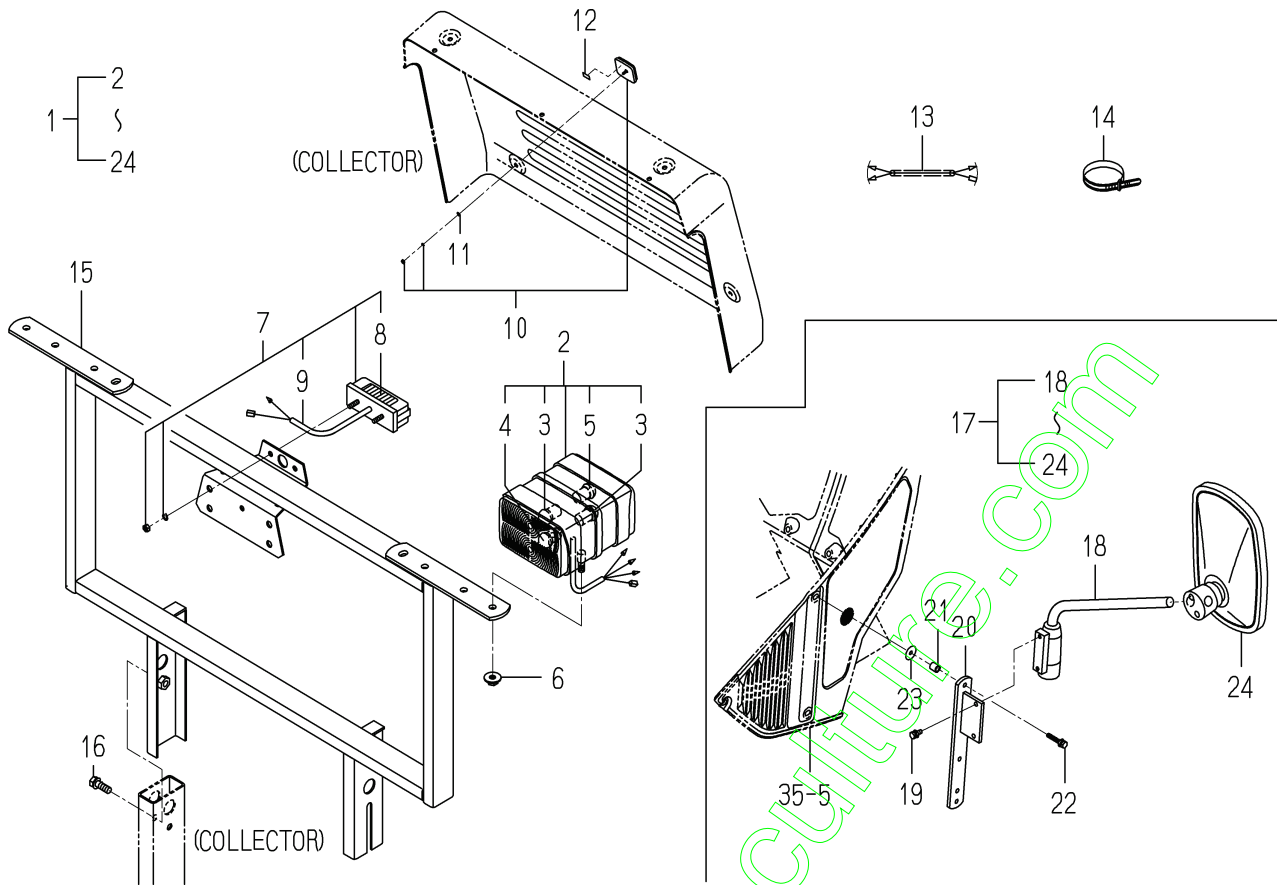
FIG. 46 LABEL (CAUTION)



1728-903 -0100

KEY	PART CODE	DESCRIPTION	S P C	TYPE OF MODEL		I T C	C O L	G R P	REMARKS
				SXG19	SXG22				
1	2500-901-027-00	LABEL/CE	*	1	1				
2	1705-904-011-00	LABEL/NOISE/LWA/105	*	1	1				
3	1705-902-008-00	LABEL/W/RADIATOR	*	1	1				
4	1705-904-002-00	LABEL/BATTERY	*	1	1				
4A	1705-904-002-10	LABEL/BATTERY	*	1406-1407	579-580	1			
5	8595-901-007-00	LABEL/WARNING/HOT	*	1	1				
6	1705-902-006-00	LABEL/W/FAN	*	1	1				
7	1674-904-008-00	LABEL/WARNING/BELT	*	1	1				
8	1705-902-007-00	LABEL/W/STARTER	*	1	1				
9	1705-904-001-00	LABEL/FUEL	*	1	1				
10	1705-904-004-00	LABEL/CAUTION	*	1	1				
11	1674-904-008-00	LABEL/WARNING/BELT	*	2	2				

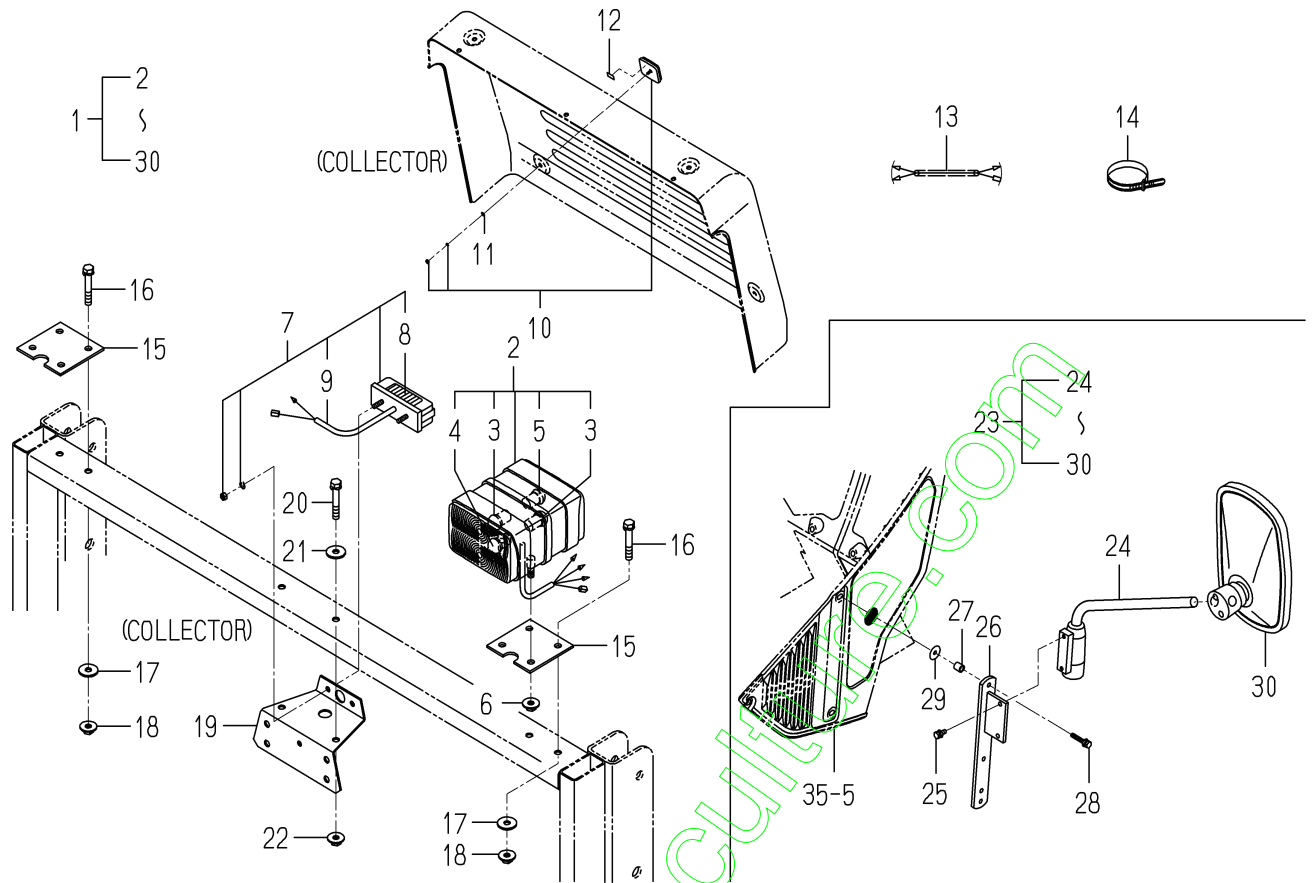
FIG. 50 COMBINATION LAMP SET (G TYPE-OPTION)



1728-660-0100

KEY	PART CODE	DESCRIPTION	S P C	TYPE OF MODEL		I T C	C O L	G R P	REMARKS
				SXG19	SXG22				
1	1728-660-240-00	LAMP/X-L SET	T	1	1				
2	1739-660-200-20	LAMP/COMBINATIO SET	T	2	2				
3	1674-654-211-00	BULB/12V21W	T	4	4				
4	1674-654-212-00	BULB/12V5W	T	2	2				
5	1739-660-212-00	BLUB/12V-21/5W	T	2	2				
6	V362-260-008-00	NUT/WASHER	T	4	4				
7	1674-654-270-00	LAMP/NUMBERPLAT SET	T	1	1				
8	1674-654-271-00	BULB/12V/5W	T	1	1				
9	1674-654-272-00	HARNESS/LAMP	T	1	1				
10	1674-654-400-00	REFLECTOR ASSY	T	2	2				
11	V411-260-004-00	WASHER, PL/M 4	T	2	2				
12	1674-654-004-00	TAPE/10X20	T	2	2				
13	1728-660-230-00	HARNESS/LAMP/NO ASSY	T	1	1				
14	1342-402-006-00	BAND, WIRE/250	T	10	10				
15	1728-660-220-00	FRAME/LAMP COMP	T	1	1				
16	V211-260-802-50	BOLTS	T	1	1				
17	1728-619-200-00	MIRROR SET	T	1	1				
18	1674-619-310-00	ARM/MIRROR ASSY	T	1	1				
19	V210-360-601-60	BOLT(SP)/M6X16	T	2	2				
20	1739-619-210-00	STAY/MIRROR COMP	T	1	1				
21	1725-407-001-00	COLLAR/08X12X13	T	2	2				
22	V210-360-603-50	BOLT/SP	T	2	2				
23	1421-507-014-00	WASHER/6X24X2	T	2	2				
24	1674-619-300-10	MIRROR ASSY	T	1	1				

FIG. 51 LAMP SET (G TYPE-OPTION)

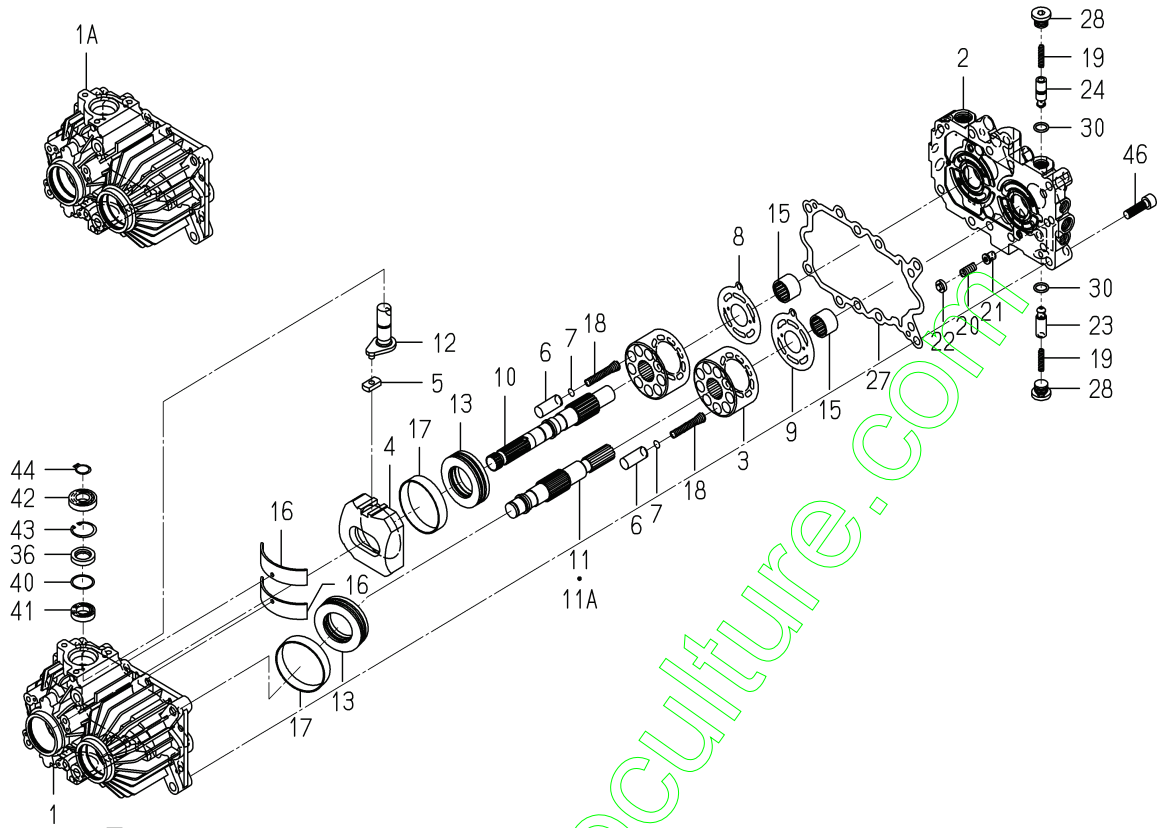


1728-660A-0100

KEY	PART CODE	DESCRIPTION	S P C	TYPE OF MODEL		I T C	C O L	G R P	REMARKS
				SXG19	SXG22				
1	1728-660-500-00	LAMP/X-H SET	T	1	1				
2	1739-660-200-20	LAMP/COMBINATIO SET	T	2	2				
3	1674-654-211-00	BULB/12V21W	T	4	4				
4	1674-654-212-00	BULB/12V5W	T	2	2				
5	1739-660-212-00	BLUB/12V-21/5W	T	2	2				
6	V362-260-008-00	NUT/WASHER	T	4	4				
7	1674-654-270-00	LAMP/NUMBERPLAT SET	T	1	1				
8	1674-654-271-00	BULB/12V/5W	T	1	1				
9	1674-654-272-00	HARNES/LAMP	T	1	1				
10	1674-654-400-00	REFLECTOR ASSY	T	2	2				
11	V411-260-004-00	WASHER,PL/M 4	T	2	2				
12	1674-654-004-00	TAPE/10X20	T	2	2				
13	1728-660-230-00	HARNES/LAMP/NO ASSY	T	1	1				
14	1342-402-006-00	BAND,WIRE/250	T	10	10				
15	1728-660-051-00	PLATE/I/80X80	T	2	2				
16	V211-260-805-00	BOLT/M8X50	T	4	4				
17	3560-201-015-00	WASHER,BINDING SHAFT	T	4	4				
18	V362-260-008-00	NUT/WASHER	T	4	4				
19	1674-654-003-00	BRACKET/LAMP/NUMBER	T	1	1				
20	V211-260-805-00	BOLT/M8X50	T	2	2				
21	3560-201-015-00	WASHER,BINDING SHAFT	T	2	2				
22	V362-260-008-00	NUT/WASHER	T	2	2				
23	1728-619-200-00	MIRROR SET	T	1	1				
24	1674-619-310-00	ARM/MIRROR ASSY	T	1	1				
25	V210-360-601-60	BOLT(SP)/M6X16	T	2	2				
26	1739-619-210-00	STAY/MIRROR COMP	T	1	1				
27	1725-407-001-00	COLLAR/08X12X13	T	2	2				
28	V210-360-603-50	BOLT/SP	T	2	2				
29	1421-507-014-00	WASHER/6X24X2	T	2	2				
30	1674-619-300-10	MIRROR ASSY	T	1	1				

FIG. 53 COMPONENT PARTS(1/2) FOR K510-005-000-00,10 ON Fig.10

KEY14, 25, 26, 29-PLEASE SEE NEXT PAGE

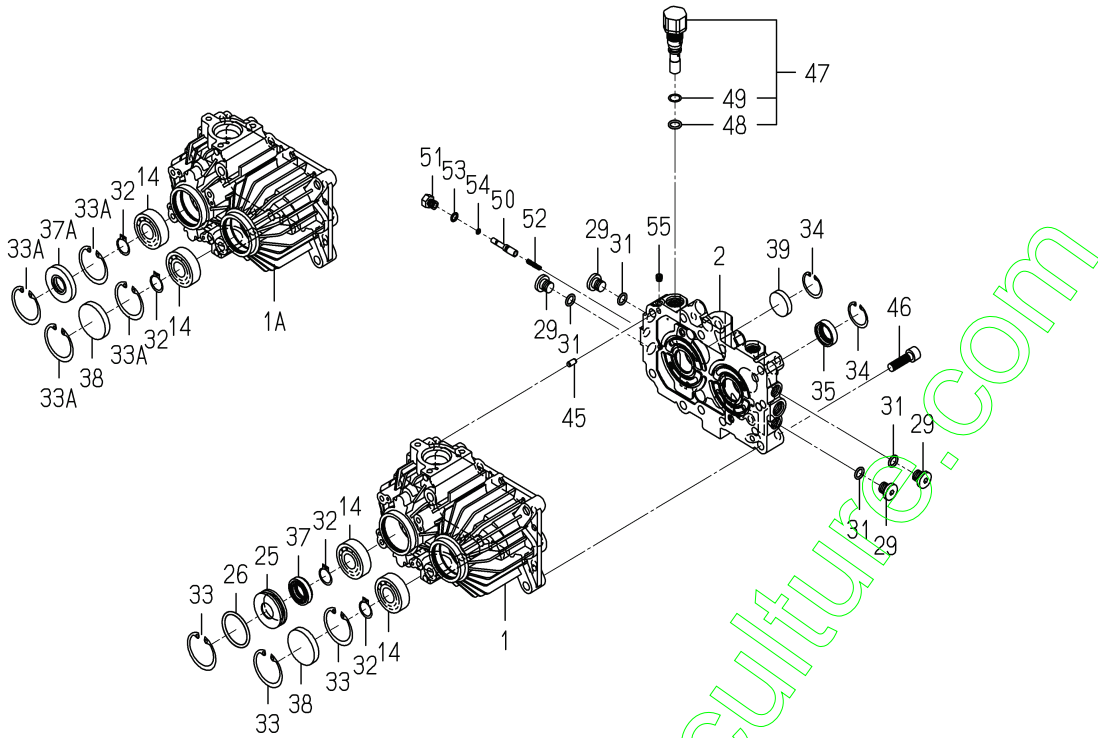


K510-005-000-0F

KEY	PART CODE	DESCRIPTION	S P C	TYPE OF MODEL		I T C	C O L	G R P	REMARKS
				SXG19	SXG22				
1	K510-004-001-00	CASE	*	1 -3623	1 -1178				
1A	K510-004-001-10	CASE	*	1 3624	1 1179	1			
2	K510-005-004-00	BLOCK/PORT	*	1	1				
3	K510-001-005-00	BLOCK/CYLINDER	*	2	2				
4	K510-001-006-00	PLATE/SWASH	*	1	1				
5	K510-001-007-00	METAL/SLIDE	*	1	1				
6	K510-001-008-00	PISTON	*	18	18				
7	K510-001-009-00	SHIM/0.9	*	18	18				
8	K510-001-010-00	PLATE/VALVE/PUMP	*	1	1				
9	K510-001-011-00	PLATE/VALVE/MOTOR	*	1	1				
10	K510-005-012-00	SHAFT/PUMP	*	1	1				
11	K510-003-013-00	SHAFT/MOTOR	*	1 -1651	1 -602				
11A	K510-008-013-00	SHAFT/MOTOR	*	1 1652	1 603				
12	K510-005-014-00	ARM/TRUNNION	*	1	1				
13	K510-001-015-00	BEARING/THRUST	*	2	2				
14	V600-110-620-40	BEARING,RB/6204	*	2	2				
15	K510-001-016-00	NEEDLE	*	2	2				
16	K510-001-017-00	BUSH/95X100X22	*	2	2				
17	K510-001-018-00	BUSH/68X71X14	*	2	2				
18	K510-001-019-00	SPRING/HCO53	*	18	18				
19	K510-001-020-00	SPRING/HCO30	*	2	2				
20	K510-003-021-00	SPRING/HCO21	*	1	1				
21	K510-003-022-00	POPPET/RELIEF	*	1	1				
22	K510-003-037-00	PLATE/SPRING	*	1	1				
23	K510-005-023-00	POPPET/CHECK/0.5	*	1	1				
24	K510-005-024-00	POPPET/CHECK/1.3	*	1	1				
25	K510-001-025-00	COLLAR/23X47X12	*	1 -3623	1 -1178				
26	V720-103-504-10	O-RING /P41	*	1 -3623	1 -1178				
27	K510-001-026-00	GASKET	*	1	1				
28	K510-001-029-00	PLUG(G3/8)	*	2	2				

FIG. 53 COMPONENT PARTS(2/2) FOR K510-005-000-00,10 ON Fig.10

KEY36, 40~44, 46-PLEASE SEE PRECEDING PAGE



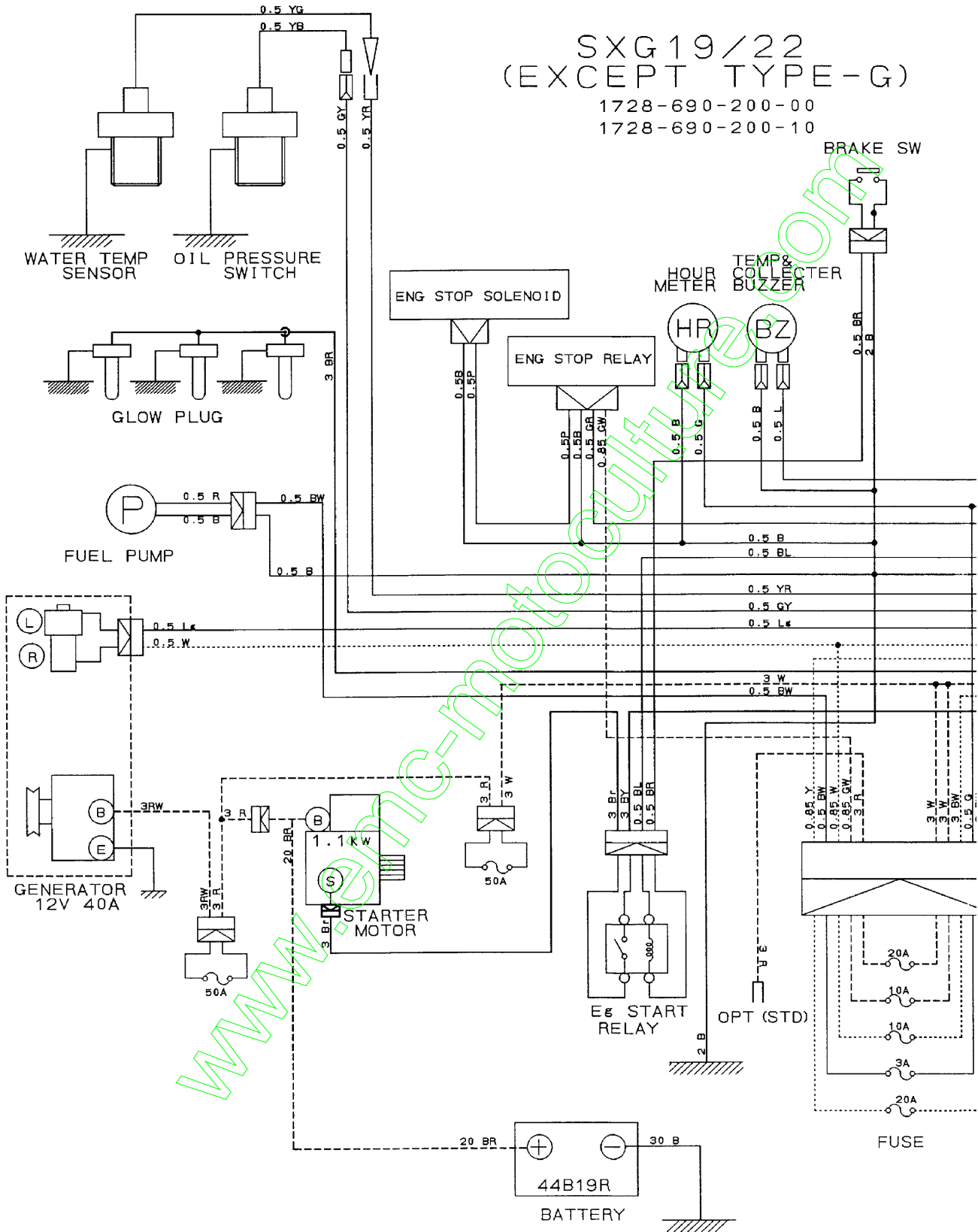
K510-005-000-0F

KEY	PART CODE	DESCRIPTION	S P C	TYPE OF MODEL		I T C	C O L	G R P	REMARKS
				SXG19	SXG22				
29	K 275-001-003-00	PLUG(PF1/4)	*	4	4				
30	V 720-112-401-40	O-RING/P14	*	2	2				
31	V 720-112-401-10	RING/O	*	4	4				
32	V 704-140-020-00	RING,SNAP/20C	*	2	2				
33	V 705-140-047-00	RING,SNAP/47 C	*	3 -3623	3 -1178				
33A	V 705-140-047-00	RING,SNAP/47 C	*	4 3624-	4 1179-				
34	V 705-140-032-00	RING,SNAP/32 C	*	2	2				
35	K 510-001-030-00	SEAL/OIL	*	1	1				
36	K 510-001-031-00	SEAL/OIL	*	1	1				
37	K 510-001-032-00	SEAL/OIL	*	1 -3623	1 -1178				
37A	V 744-120-470-70	SEAL/OIL	*	1 3624-	1 1179-				
38	1 421-201-002-00	SEAL/47	*	1	1				
39	K 510-002-033-00	CAP/32X7	*	1	1				
40	K 510-001-034-00	WASHER/25X30X1	*	1	1				
41	V 600-110-690-30	BEARING	*	1	1				
42	V 600-150-600-30	BEARING,RB/6003SS	*	1	1				
43	V 705-140-030-00	RING,SNAP/30 C	*	1	1				
44	V 704-140-017-00	RING,SNAP/17 C	*	1	1				
45	K 510-001-036-00	PIN,ST	*	4	4				
46	V 220-541-003-50	SCREW/SOCKET	*	8	8				
47	K 510-003-100-00	VALVE/RELIEF SET	*	1	1				
48	V 720-112-401-20	O-RING/P12	*	1 -1651	1 -602				
49	V 730-101-601-20	RING/BACKUP	*	1 -1651	1 -602				
50	K 510-003-301-00	SPOOL	*	1	1				
51	K 510-003-302-00	PLUG/M10X1	*	1	1				
52	K 510-003-303-00	SPRING/HCO23	*	1	1				
53	K 510-003-304-00	O-RING	*	1	1				
54	V 720-101-900-80	O-RING/P 8	*	1	1				
55	V 780-140-000-1T	PLUG/SCREW/SEAL	*	1	1				

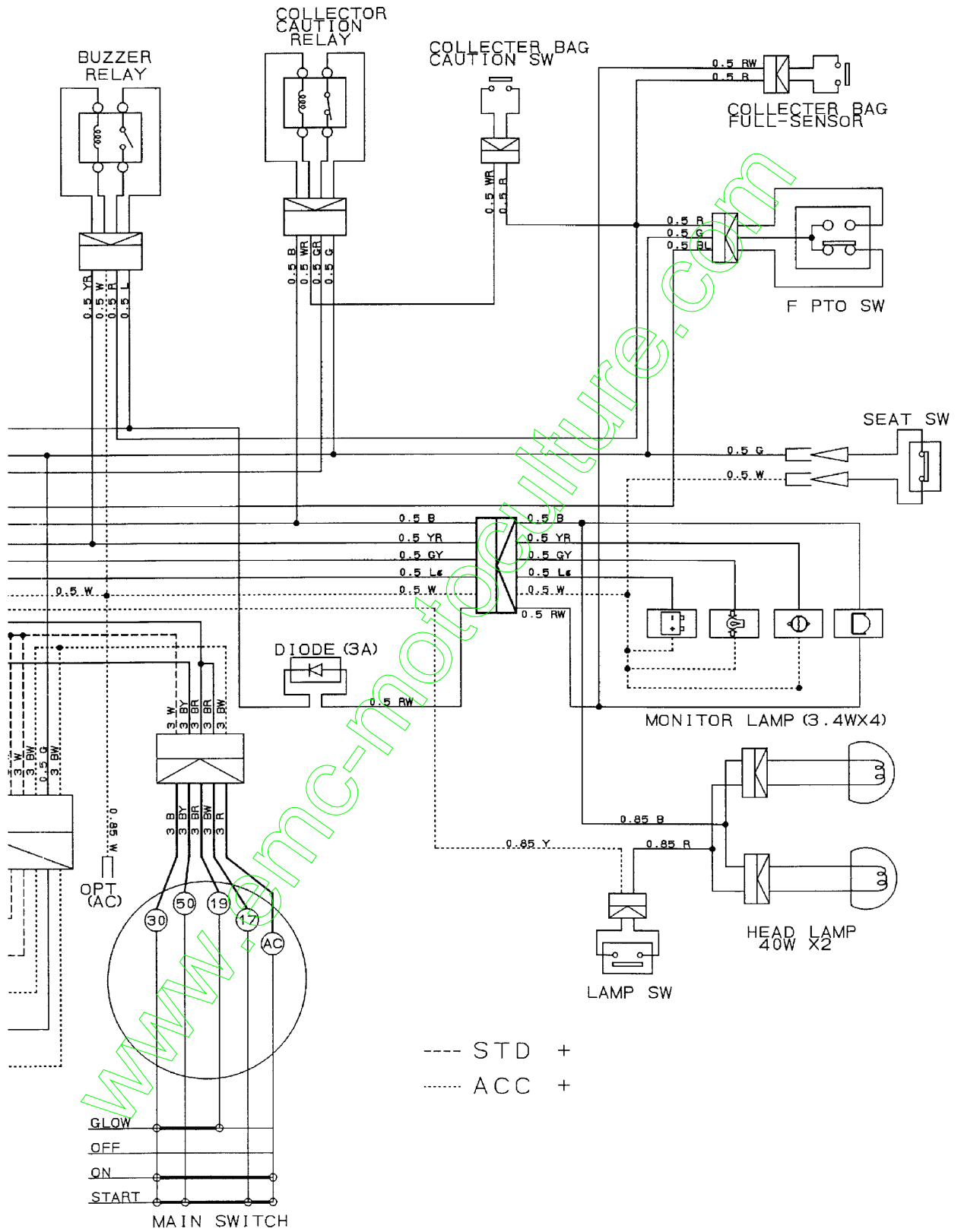
WIRING DIAGRAM (EXCEPT G TYPE) (SXG19-No.1-579/SXG22-No.1-1352) (1)

SXG19/22
(EXCEPT TYPE-G)

1728-690-200-00
1728-690-200-10


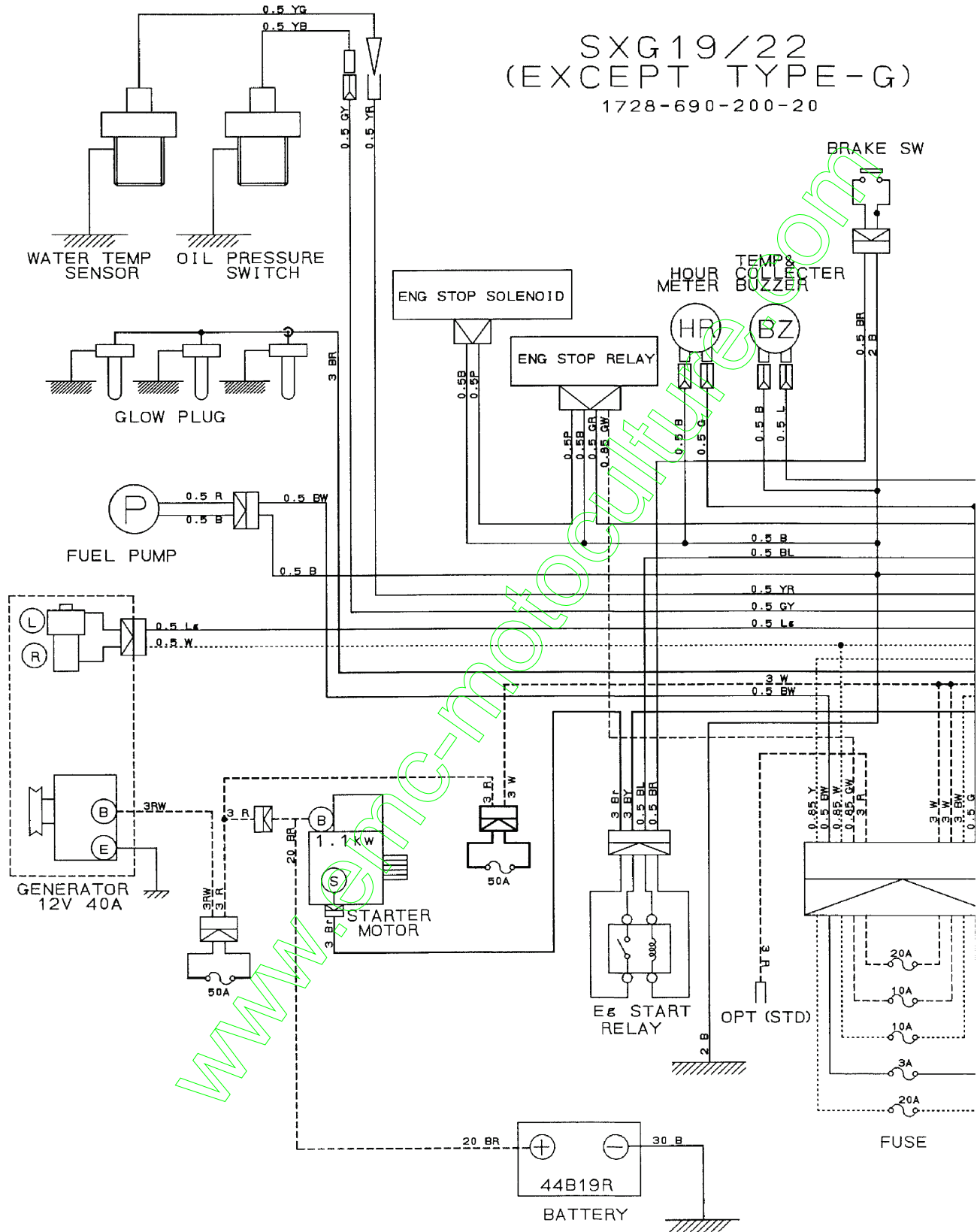


WIRING DIAGRAM (EXCEPT G TYPE)

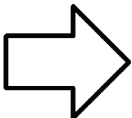
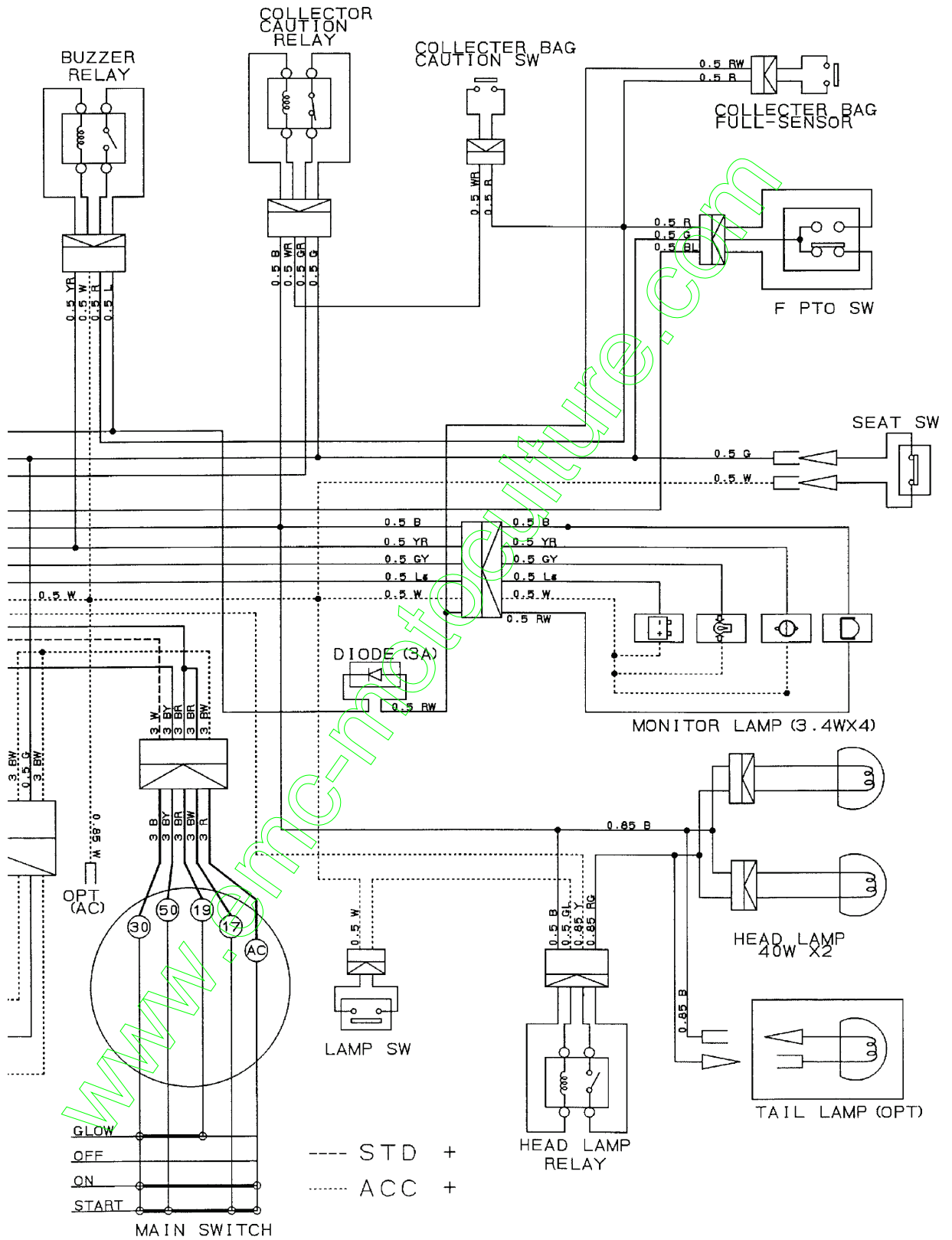


WIRING DIAGRAM (EXCEPT G TYPE) (SXG19-No.580-/SXG22-No.1353-) (1)


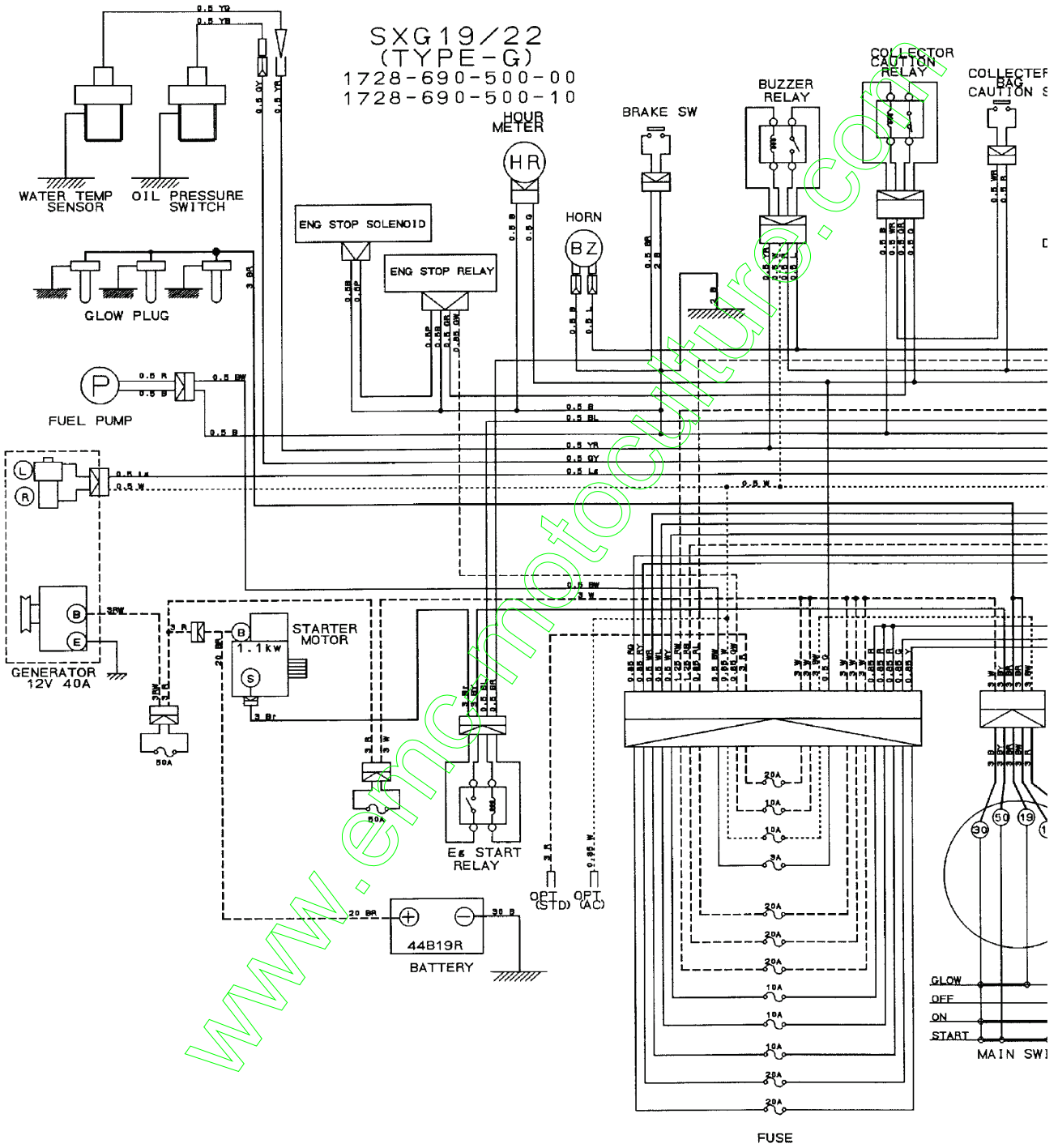
SXG19/22
(EXCEPT TYPE-G)
1728-690-200-20



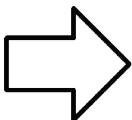
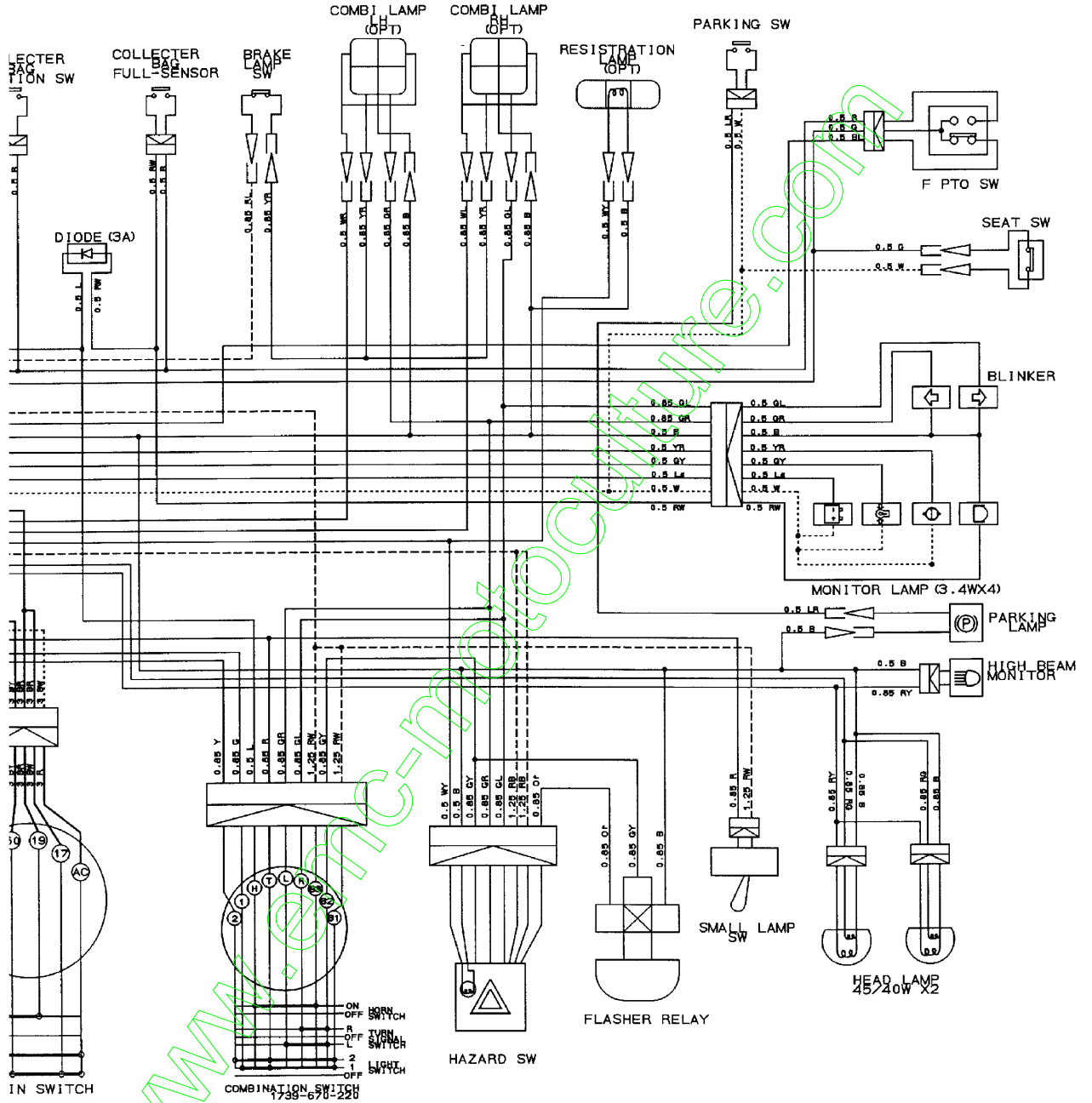
WIRING DIAGRAM (EXCEPT G TYPE) (SXG19-No.580-/SXG22-No.1353-) (2)




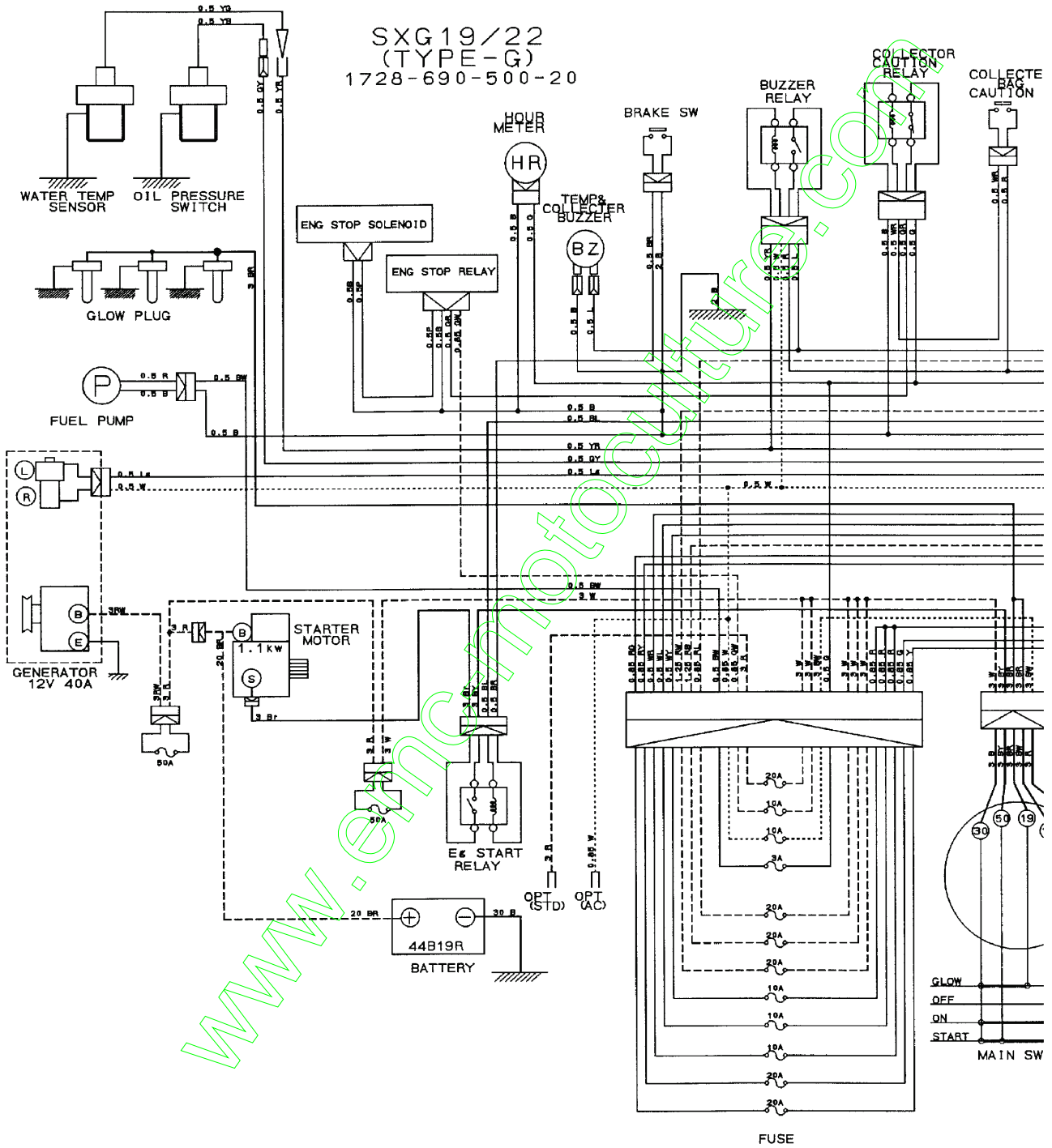
WIRING DIAGRAM (G TYPE) (SXG19-No.1-597/SXG22-No.1-1646) (1)



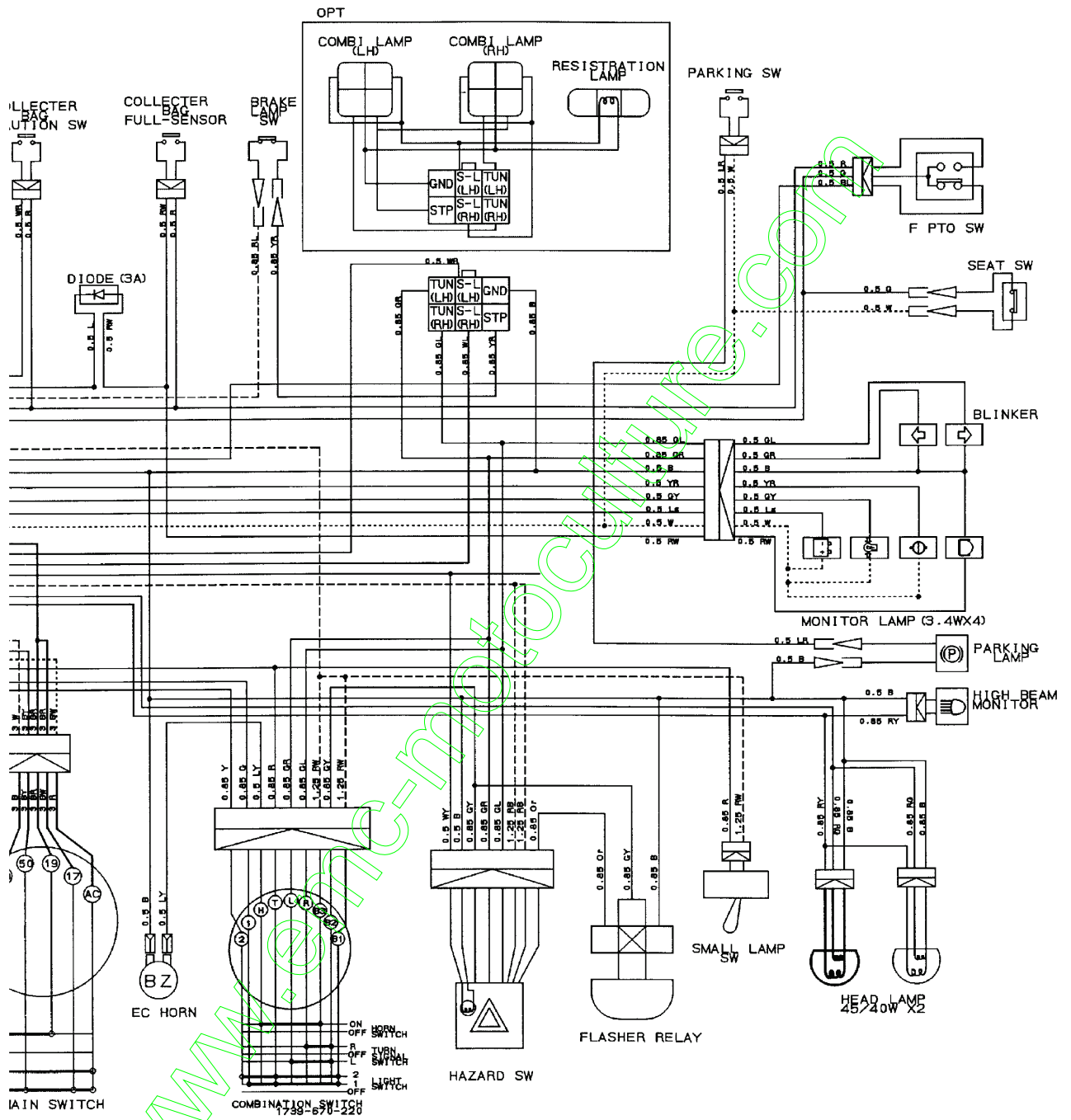
WIRING DIAGRAM (G TYPE)



WIRING DIAGRAM (G TYPE) (SXG19-No.598/SXG22-No.1647-) (1)



WIRING DIAGRAM (G TYPE) (SXG19-No.598-/SXG22-No.1647-) (2)



--- STD +
- - - - - ACC +

