



PIECES DETACHEES

Tracteur

TM215H
TM217H



Yves Béal 21, Av. de l'Agriculture - B.P. 10
Z.I. du Breuil 63014 Clermont-Ferrand Cedex 2
Tel: 04 73 91 93 51 Téléphone: 04 73 90 23 11
www.yvesbeal.fr Email: info@yvesbeal.fr
R.C. B 304 973 886 - SIREN 304 973 886

1683-097-1100-0

03-000200-050216

Directions for use of Parts Catalogue

1. Applicable model of machines

All component and option parts used for TM215H/217H tractors are listed in this parts catalogue.

NOTES : F H.....FOUR WHEEL DRIVE.HST

M.....MID PTO

U.....POWER STEERING

E 4.....EUROPE AND OCEANIA

2. Explanation for head paragraph

KEY	PART CODE	DESCRIPTION	QTY	TYPE OF MODEL			I T C	C O L	G R P	REMARKS
				TF15	TF17	TF19				
126	1614-508-200-00	FILTER(SUCTION) ASSY	1		*			4E		
127	V721-103-103-50	O-RING	1		*					
128	1614-508-260-00	FILTER(SUCTION) ASSY	1		*	981- -1799				
129	1614-508-262-00	FILTER(LH)	1	*	*	*			FIG. 164	
		ASSY	1	*	*	*		4E	A	
				*	*	1- -1999	3			

- ① KEY shows the location of parts diagramed in the illustration.
- ② Parts numbers begin with `V` and `W` are standard parts of the market.
- ③ `LH` and `RH` on the parts name are described against the moving direction of the machine or are described on the condition how to install parts on the machines.
- ④ QTY shows the number of parts to be used for one unit of machine.
 - `M` is indicated for parts supplied by a meter long.
 - `l` is indicated for parts supplied by liter.
 - `AR` is indicated for parts need to be adjusted or regulated.

- ⑤ The following symbol classifies parts to be used for machines.
- ` * ` means standard parts.
 - ` T ` shows that the parts can be installed as optional parts.
 - ` R ` shows that the parts can be used as applicable parts to replace originally equipped parts.
- ⑥ Serial number : upper row shows the serial number for the first product and lower row for the last product.
- Example : Serial no. 1 through to serial no. 1999.
- ⑦ ITC : Interchangeability
- ` 1 ` ... OLD ← NEW
New parts can be used in place of the old parts.
 - ` 2 ` ... OLD → NEW
Old parts can be used in place of the new parts.
 - ` 3 ` ... OLD ↔ NEW
Old parts and new parts can not be replaced each other.
- ⑧ COL : Color code
- Color is signified with color code number for colored parts.
Please see the color list shown in the next page.
- ⑨ GRP : Parts shown in this column can be replaced by SET parts.
- Exsample : Parts marked Ⓐ can be replaced by parts marked Ⓑ, and Ⓓ for Ⓒ, so the rest follow in the same alphabetical order.
- ⑩ Remarks
- * Other maker's part code number is shown in this column.
 - * When Fig. No. is shown in the Remark column of SET parts or ASSY parts, each of their component parts are listed in said Fig. No.

3. Color :

The following colors are used for color parts.

COLOR CODE	COLOR	SPRAY TYPE CODE NUMBER	PAINTS 4K DRUM	PAINTS 16 K DRUM
4 G	CRYSTAL BLUE	1300-957-001-10	1300-957-003-00	1300-957-004-00
5 I	SUNSET GRAY	1300-959-001-10	1300-959-003-00	1300-959-004-00
6 G	SUMMER WHITE	1300-958-001-10	1300-958-003-00	1300-958-004-00
7 F	MIRROR BLACK	1300-954-001-10	1300-954-003-00	1300-954-004-00
8 E	SILVER MIST	1300-968-001-10	1300-968-003-00	1300-968-004-00

NOTE : Color code is signified only for the parts assigned by the maker as color parts.

4. Serial Numbers:

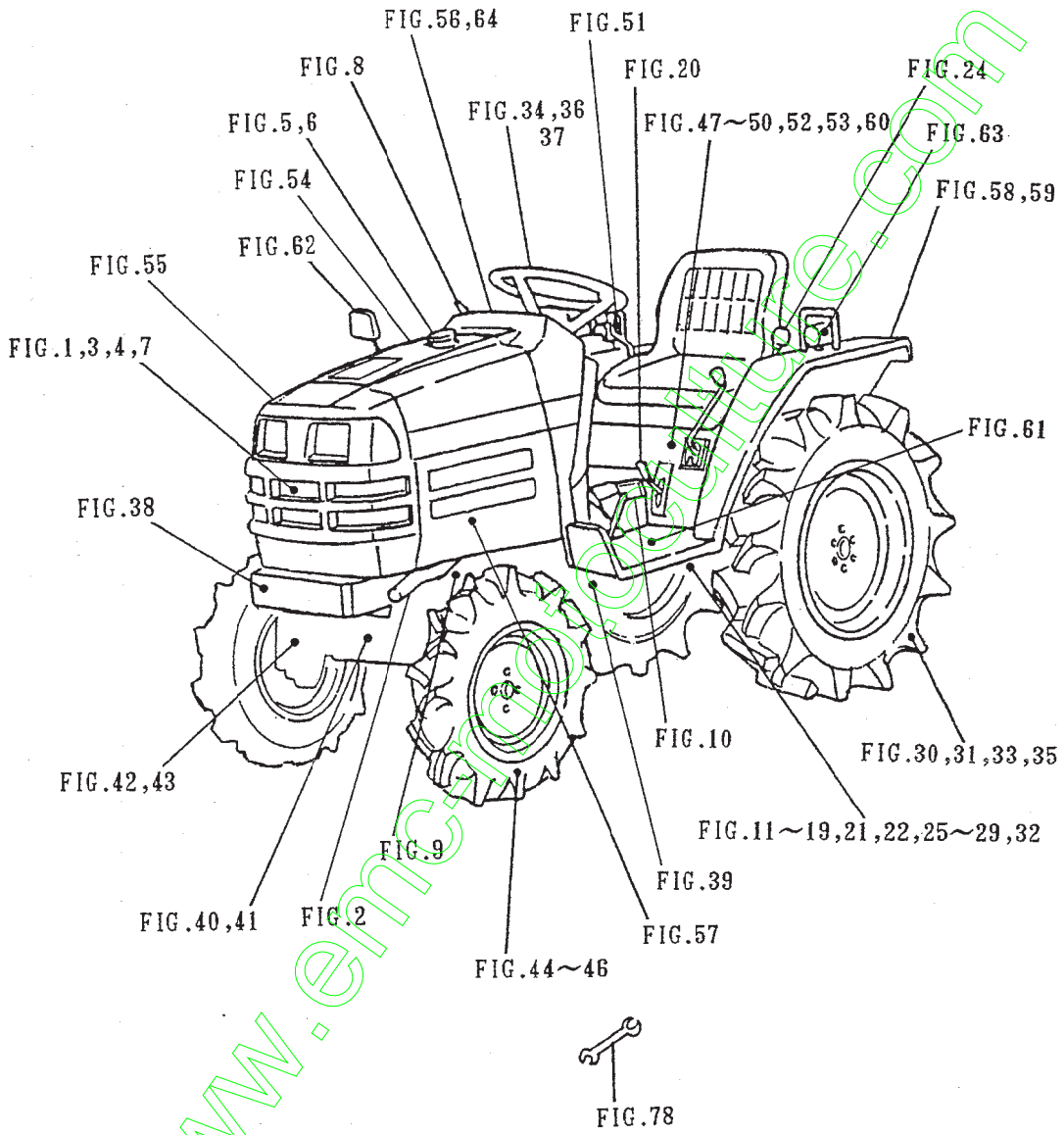
- 1) For engines serial number is stamped on CYLINDER BLOCK ASSY.
Please see Fig. No. 5 - 1.
- 2) For chassies serial number is shown on the LABEL.
Please see



5. Parts Order

- 1) Parts numbers listed in the parts catalogue are all registered in "ISEKI on-line computer".
- 2) When you order parts, please make sure of correct numbers.
- 3) When substitute parts is available, the part number ordered will be automatically turned to a new part number.
- 4) Please be sure to use "ISEKI GENUINE PARTS".

Any other similar parts other than ISEKI parts when used may cause a trouble that makes us unable to repair or guarantee the warrant.



CONTENTS

TM215H

ENGINE (E393-B03)

CYLINDER HEAD	Fig. 1
CYLINDER HEAD COVER	Fig. 2
INLET MANIFOLD	Fig. 3
EXHAUST MANIFOLD	Fig. 4
CYLINDER BLOCK	Fig. 5
BEARING/UNDER SIZE (OPTION)	Fig. 6
OIL PAN	Fig. 7
REAR PLATE	Fig. 8
TIMING GEAR CASE	Fig. 9
HANGER	Fig. 10
VALVE	Fig. 11
CAM SHAFT	Fig. 12
PISTON	Fig. 13
PISTON/OVER SIZE (OPTION)	Fig. 14
CRANK SHAFT	Fig. 15
OIL PUMP	Fig. 16
WATER PUMP	Fig. 17
COOLING FAN	Fig. 18
INJECTION NOZZLE	Fig. 19
INJECTION PUMP	Fig. 20
FUEL PIPE	Fig. 21
ELECTRIC (1)	Fig. 22
ELECTRIC (2)	Fig. 23
COMPONENT PARTS FOR 6215 - 300 - 005 - 00 ON Fig.19	Fig. 24
COMPONENT PARTS FOR 6215 - 600 - 113 - 00 ON Fig.20	Fig. 25
COMPONENT PARTS FOR 6281 - 100 - 005 - 00 ON Fig.22	Fig. 26
COMPONENT PARTS FOR 6281 - 200 - 005 - 00 ON Fig.22	Fig. 27

CONTENTS

TM217H

ENGINE (E3100-B07)

CYLINDER HEAD	Fig. 1
CYLINDER HEAD COVER	Fig. 2
INLET MANIFOLD	Fig. 3
EXHAUST MANIFOLD	Fig. 4
CYLINDER BLOCK	Fig. 5
BEARING/UNDER SIZE (OPTION)	Fig. 6
OIL PAN.....	Fig. 7
REAR PLATE	Fig. 8
TIMING GEAR CASE	Fig. 9
HANGER	Fig. 10
VALVE	Fig. 11
CAM SHAFT	Fig. 12
PISTON	Fig. 13
PISTON/OVER SIZE (OPTION)	Fig. 14
CRANK SHAFT	Fig. 15
OIL PUMP	Fig. 16
WATER PUMP	Fig. 17
COOLING FAN.....	Fig. 18
INJECTION NOZZLE	Fig. 19
INJECTION PUMP	Fig. 20
FUEL PIPE	Fig. 21
ELECTRIC (1)	Fig. 22
ELECTRIC (2)	Fig. 23
COMPONENT PARTS FOR 6215 - 300 - 006 - 10 ON Fig.19	Fig. 24
COMPONENT PARTS FOR 6215 - 300 - 009 - 10 ON Fig.19	Fig. 25
COMPONENT PARTS FOR 6215 - 600 - 110 - 00 ON Fig.20	Fig. 26
COMPONENT PARTS FOR 6281 - 100 - 005 - 00 ON Fig.22	Fig. 27
COMPONENT PARTS FOR 6281 - 200 - 005 - 00 ON Fig.22	Fig. 28

CONTENTS

CHASSIS	
RADIATOR SYSTEM	Fig. 1
MUFFLER SYSTEM	Fig. 2
AIR CLEANER SYSTEM (TM217H)	Fig. 3
AIR CLEANER SYSTEM (TM215H)	Fig. 4
FILTER SYSTEM	Fig. 5
FUEL TANK SYSTEM	Fig. 6
BATTERY SYSTEM	Fig. 7
AXLE LEVER SYSTEM	Fig. 8
CLUTCH SYSTEM	Fig. 9
CLUTCH PEDAL SYSTEM	Fig. 10
TRANSMISSION CASE SYSTEM	Fig. 11
HST SYSTEM	Fig. 12
DRIVE GEAR SYSTEM	Fig. 13
4WD GEAR SYSTEM	Fig. 14
SUB LEVER SYSTEM	Fig. 15
4WD CHANGE SYSTEM	Fig. 16
SUB CHANGE SYSTEM	Fig. 17
PTO GEAR SYSTEM	Fig. 18
PTO SHAFT SYSTEM	Fig. 19
PTO LEVER SYSTEM	Fig. 20
SHIELD COVER SYSTEM	Fig. 21
MID PTO SYSTEM	Fig. 22
MID PTO SET (EXCEPT M TYPE) (OPTION)	Fig. 23
MID PTO LEVER SYSTEM (M TYPE)	Fig. 24
LINK SYSTEM	Fig. 25
PEDAL SYSTEM	Fig. 26
PIPING SYSTEM	Fig. 27
DIFF SYSTEM	Fig. 28
REAR AXLE SYSTEM	Fig. 29
WHEEL SHAFT SYSTEM	Fig. 30

BRAKE SYSTEM	Fig. 31
HST BRAKE SYSTEM	Fig. 32
REAR WHEEL SYSTEM (OPTION)	Fig. 33
STEERING WHEEL SYSTEM	Fig. 34
CYLINDER SYSTEM	Fig. 35
STEERING SYSTEM	Fig. 36
POWER STEERING PIPING SYSTEM	Fig. 37
AXLE BRACKET,BUMPER SYSTEM	Fig. 38
DRIVE SHAFT SYSTEM	Fig. 39
DRIVE PINION SYSTEM	Fig. 40
AXLE HOUSING SYSTEM	Fig. 41
FINAL GEAR,FINAL DRIVE SHAFT SYSTEM	Fig. 42
TIE ROD SYSTEM	Fig. 43
4WD FRONT WHEEL SYSTEM (TM217H) (OPTION)	Fig. 44
FRONT TIRE SYSTEM (TM215H) (OPTION)	Fig. 45
TIRE SYSTEM (OPTION)	Fig. 46
CYLINDER CASE SYSTEM	Fig. 47
LIFT ARM SYSTEM	Fig. 48
CYLINDER SYSTEM	Fig. 49
POSITION LEVER SYSTEM	Fig. 50
POSITION ARM SYSTEM	Fig. 51
MAIN PIPING SYSTEM	Fig. 52
3P LINK SYSTEM	Fig. 53
HOOD SYSTEM	Fig. 54
GRILLE SYSTEM	Fig. 55
DASH COVER SYSTEM	Fig. 56
SIDE COVER SYSTEM	Fig. 57
FENDER SYSTEM	Fig. 58
LEVER GUIDE,SEAT BRACKET SYSTEM	Fig. 59
SEAT SYSTEM (NON - SEAT TYPE)	Fig. 60
STEP SYSTEM	Fig. 61
MIRROR SYSTEM	Fig. 62
LAMP SYSTEM	Fig. 63
PANEL SYSTEM	Fig. 64

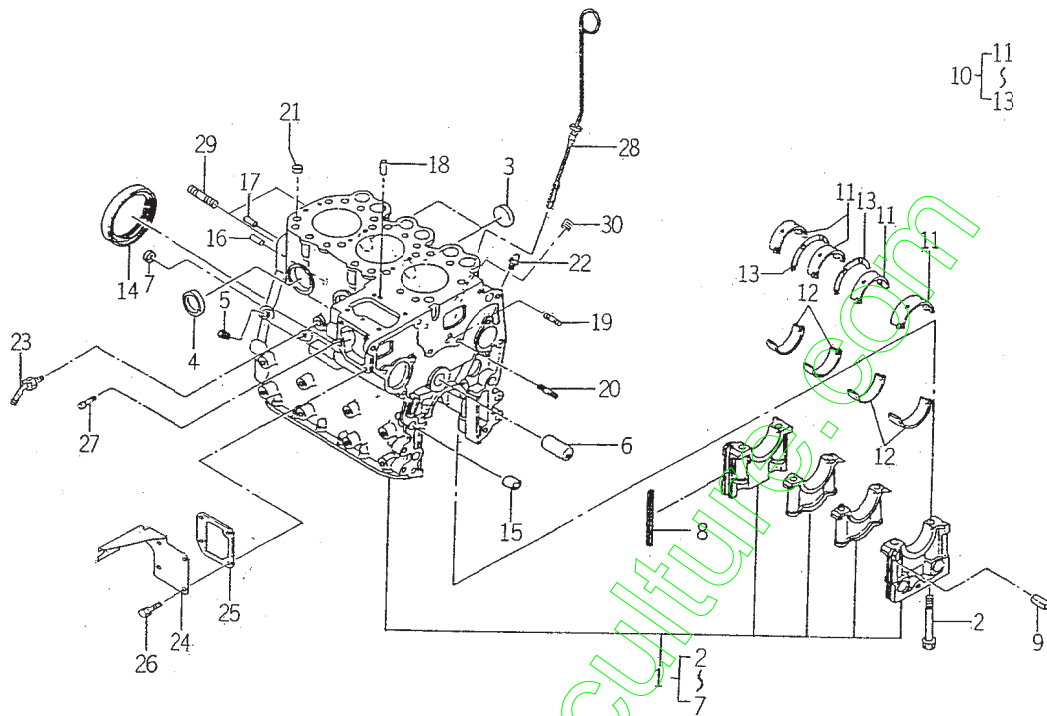
SWITCH SYSTEM	Fig. 65
HARNES SYSTEM	Fig. 66
7P COUPLER SYSTEM (OPTION)	Fig. 67
ORNAMENT,LABEL	Fig. 68
LABEL (CONTROL)	Fig. 69
LABEL (UK) OPTION)	Fig. 70
LABEL (FRANCE) (OPTION)	Fig. 71
LABEL (GERMANY) (OPTION)	Fig. 72
LABEL (PORTUGAL) (OPTION)	Fig. 73
LABEL (E40A) (OPTION)	Fig. 74
LABEL (E40T) (OPTION)	Fig. 75
LABEL (E40H) (OPTION)	Fig. 76
LABEL (E40V) (OPTION)	Fig. 77
TOOL	Fig. 78
COMPONENT PARTS FOR K211 - 001 - 000 - 00 ON Fig.49	Fig. 79
COMPONENT PARTS FOR K233 - 003 - 000 - 00 ON Fig.37	Fig. 80
WIRING DIAGRAM (E4) (1)	
WIRING DIAGRAM (E4) (2)	
WIRING DIAGRAM (E4) (3)	

ENGINE
E393 – B03...TM215H

**E
N
G
I
N
E**

www.emc-motoculture.com

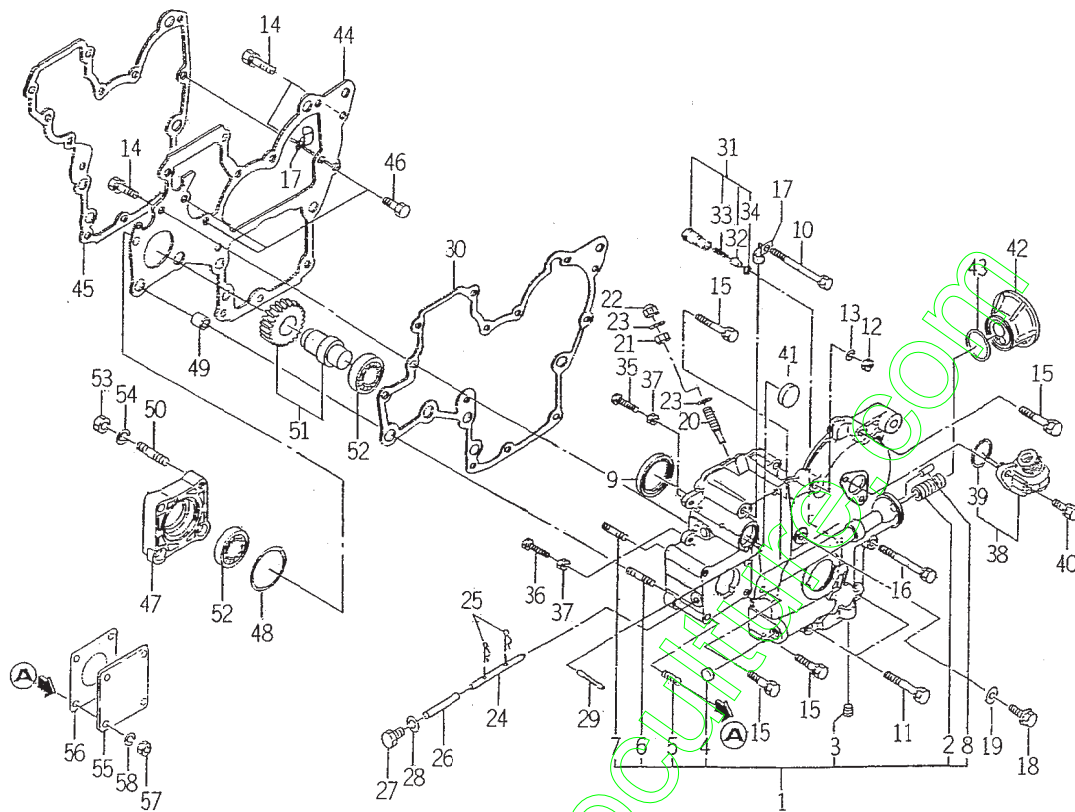
FIG. 5 CYLINDER BLOCK



6003-201Y

KEY	PART CODE	DESCRIPTION	QTY	TYPE OF MODEL		I T C	C O L	G R P	REMARKS
				E393 B03					
1	6211 - 210 - 050 - 10	CYLINDERBLOCK ASSY	1	*					
2	6209 - 000 - 004 - 10	BOLT	8	*					
3	6209 - 610 - 001 - 00	CAP,SEALING	2	*					
4	6911 - 219 - 195 - 00	CAP,SEALING	4	*					
5	6509 - 605 - 019 - 10	PLUG	3	*					
6	6212 - 531 - 005 - 10	PIN, IDLE GEAR	1	*					
7	6911 - 129 - 083 - 00	CAP,SEALING	1	*					
8	6211 - 258 - 001 - 00	SEAL, BEARING CAP	4	*					
9	6211 - 258 - 002 - 00	SEAL, BEARING CAP / 7	2	*					
10	6211 - 510 - 001 - 00	METAL, CRANK SET	1	*					
11	6211 - 511 - 003 - 00	BEARING / CRANK / UPPER	4	*					
12	6211 - 511 - 004 - 00	BEARING / CRANK / LOWER	4	*					
13	6211 - 599 - 001 - 10	BEARING, THRUST CRANK	2	*					
14	6209 - 625 - 001 - 00	SEAL, OIL	1	*					
15	6209 - 749 - 001 - 10	PIN, TUBE	2	*					
16	6908 - 160 - 816 - 00	PIN	1	*					
17	6209 - 740 - 004 - 00	PIN	1	*					
18	6908 - 160 - 510 - 00	PIN	2	*					
19	6904 - 110 - 818 - 00	STUD	1	*					
20	6904 - 110 - 840 - 00	STUD / M8X40	1	*					
21	6894 - 453 - 344 - 00	DOWEL	2	*					
22	6909 - 902 - 299 - 00	NIPPLE	1	*					
23	6213 - 721 - 007 - 00	PIPE / WATER DRAIN	1	*					
24	6211 - 291 - 016 - 00	COVER / INJECTION PUMP	1	*					
25	6211 - 292 - 001 - 20	GASKET / COVER	1	*					

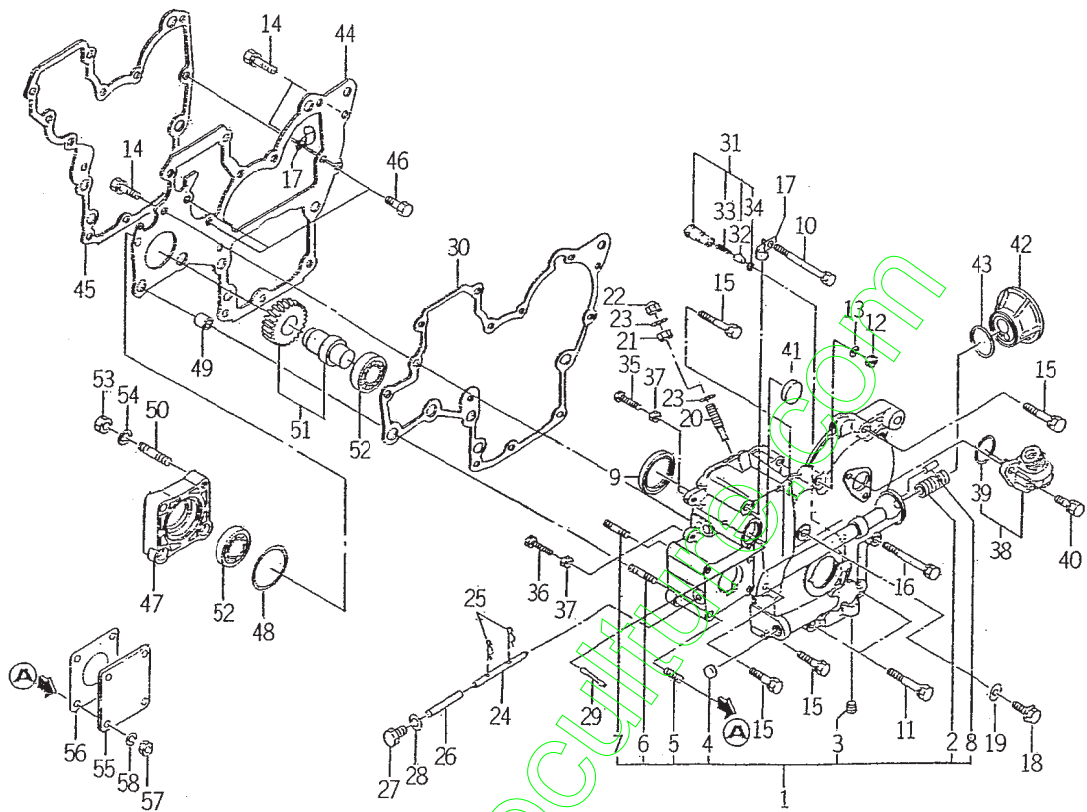
FIG. 9 TIMING GEAR CASE



6003-240E

KEY	PART CODE	DESCRIPTION	QTY	TYPE OF MODEL			REMARKS
				E393 B03	I T C	C O L	
1	6211 - 310 - 021 - 00	GEARCASE ASSY	1	*			
2	6213 - 319 - 004 - 00	CONNECTOR/OILFILTER	1	*			
3	6509 - 605 - 019 - 10	PLUG	1	*			
4	6209 - 610 - 002 - 10	CUP/SEALING/16	1	*			
5	6904 - 110 - 822 - 00	STUD	4	*			
6	6904 - 110 - 855 - 00	STUD	2	*			
7	6904 - 110 - 850 - 00	STUD	1	*			
8	6908 - 160 - 510 - 00	PIN	1	*			
9	6209 - 625 - 002 - 00	SEAL/OIL	1	*			
10	6209 - 030 - 005 - 00	BOLT/M8X85	1	*			
11	6509 - 000 - 084 - 00	BOLT/L = 55	2	*			
12	6909 - 110 - 508 - 00	NUT/M8	1	*			
13	6909 - 150 - 508 - 00	WASHER	1	*			
14	V211 - 560 - 802 - 00	BOLT/M8X20	3	*			
15	6901 - 910 - 845 - 00	BOLT,SEMS/M8X45	5	*			
16	6209 - 030 - 006 - 00	BOLT/M8X75	1	*			
17	1425 - 621 - 004 - 00	CLAMP,HARNESS	2	*			
18	6209 - 046 - 001 - 00	BOLT/M8X30	1	*			
19	6209 - 500 - 003 - 00	WASHER/08X14X01	1	*			
20	6215 - 546 - 003 - 00	STOPPER/FULLLOAD	1	*			
21	6209 - 409 - 001 - 00	NUT/M8	1	*			
22	V341 - 120 - 008 - 00	NUT,CAP/M 8	1	*			
23	6909 - 920 - 843 - 00	PACKING	2	*			
24	6215 - 542 - 004 - 20	PIN/ARM	1	*			
25	P117 - 303 - 003 - 00	PIN/SNAP	2	*			

FIG. 9 TIMING GEAR CASE

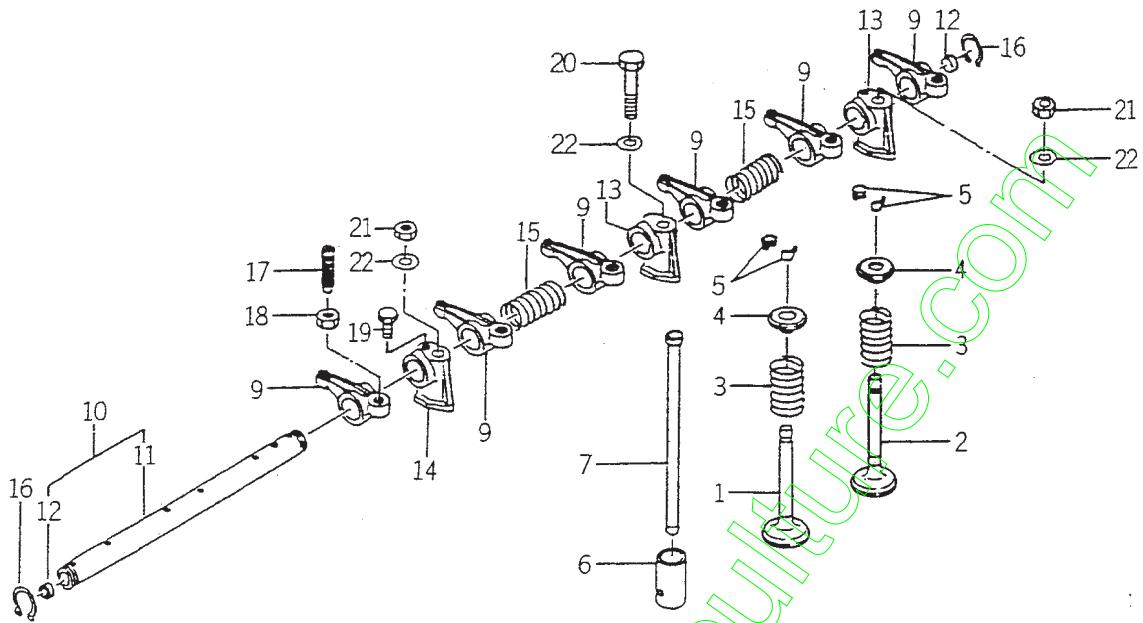


6003-240H

KEY	PART CODE	DESCRIPTION	QTY	TYPE OF MODEL		I T C	C O L	G R P	REMARKS
				E393	B03				
26	6215 - 542 - 005 - 00	PIN	1	*					
27	6909 - 202 - 308 - 00	PLUG	1	*					
28	6909 - 920 - 843 - 00	PACKING	1	*					
29	6209 - 740 - 001 - 00	PIN,GROOVE	1	*					
30	6211 - 312 - 003 - 10	GASKET,GEAR CASE	1	*					
31	6213 - 160 - 002 - 00	VALVE/RELIEF ASSY	1	*					
32	6213 - 161 - 001 - 00	PISTON/RELIEF VALVE	1	*					
33	6213 - 164 - 001 - 00	SPRING/RELIEF VALVE	1	*					
34	V705 - 140 - 012 - 00	RING,SNAP/12 C	1	*					
35	6209 - 050 - 001 - 00	BOLT/M6	1	*					
36	6209 - 050 - 002 - 00	BOLT/M6	1	*					
37	6909 - 110 - 406 - 00	NUT	2	*					
38	6219 - 310 - 003 - 10	DRIVE/TACHOMETE ASSY	1	*					
39	V723 - 102 - 002 - 40	RING/O	1	*					
40	6901 - 910 - 616 - 00	BOLT,SEMS/M6X16	2	*					
41	3625 - 540 - 004 - 00	CAP,BLANK/30	1	*					
42	6213 - 211 - 001 - 10	SPACER,OIL FILTER	1	*					
43	V723 - 102 - 003 - 60	O - RING	1	*					
44	6211 - 311 - 011 - 00	PLATE FRONT	1	*					
45	6211 - 312 - 002 - 20	GASKET/PLATE	1	*					
46	6902 - 050 - 816 - 00	BOLT	3	*					
47	6211 - 319 - 003 - 00	SPACER	1	*					
48	V723 - 102 - 005 - 00	O - RING 1A S50	1	*					
49	6209 - 749 - 001 - 10	PIN,TUBE	2	*					
50	6904 - 110 - 822 - 00	STUD	1	*					

FIG. 11 VALVE

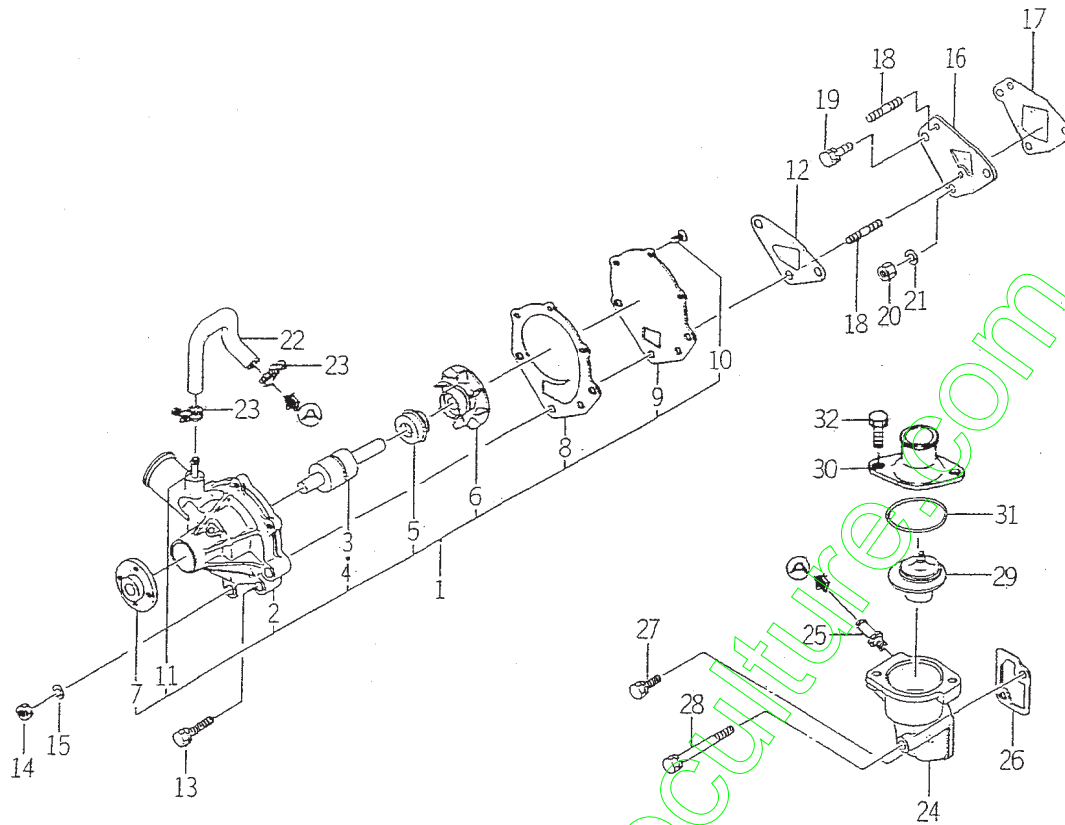
8 { 9
19



6003-301

KEY	PART CODE	DESCRIPTION	QTY	TYPE OF MODEL		I T C	C O L	G R P	REMARKS
				E393 B03					
1	6212 - 551 - 001 - 00	VALVE,INTAKE	3	*					
2	6212 - 552 - 001 - 00	VALVE,EXHAUST	3	*					
3	6212 - 561 - 001 - 00	SPRING,VALVE	6	*					
4	6212 - 563 - 001 - 00	SEAT,VALVE SPRING	6	*					
5	6212 - 565 - 001 - 00	CUTTER,VALVE	12	*					
6	6212 - 571 - 001 - 10	TAPPET	6	*					
7	6212 - 575 - 001 - 00	ROD,PUSH	6	*					
8	6212 - 600 - 002 - 00	SHAFT,ROCKER ASSY	1	*					
9	6212 - 611 - 004 - 10	ROCKERARM	6	*					
10	6212 - 620 - 001 - 10	SHAFT,ROCKER ARMASSY	1	*					
11	6212 - 621 - 002 - 10	SHAFT/ROCKERARM	1	*					
12	6212 - 626 - 002 - 10	PLUG	2	*					
13	6212 - 628 - 004 - 00	BRACKET ROCKER SHAFT	2	*					
14	6212 - 628 - 005 - 00	BRACKET,ROCKER SHAFT	1	*					
15	6209 - 940 - 004 - 00	SPRING	2	*					
16	V704 - 140 - 016 - 00	RING,SNAP/16 C	2	*					
17	6212 - 616 - 002 - 00	SCREW ADJUST	6	*					
18	6209 - 409 - 003 - 00	NUT	6	*					
19	6209 - 000 - 002 - 00	BOLT	1	*					
20	6901 - 050 - 850 - 00	BOLT/M8X45	1	*					
21	6909 - 110 - 508 - 00	NUT/M8	2	*					
22	6909 - 164 - 508 - 00	WASHER,PL/M8	3	*					

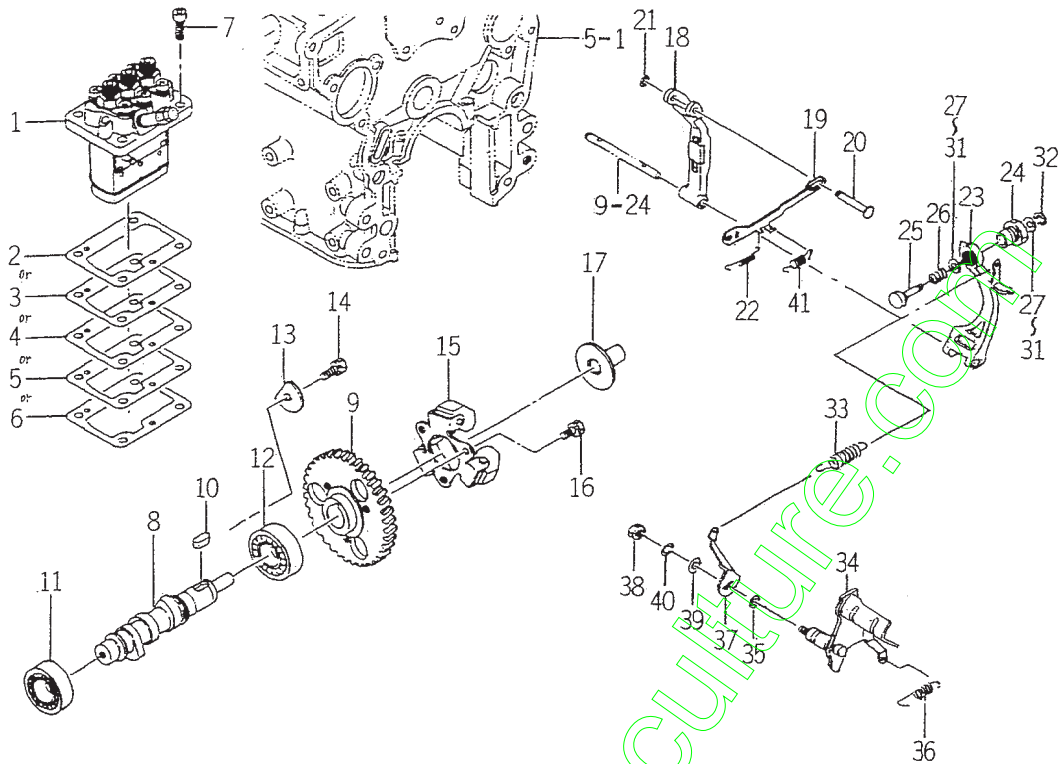
FIG. 17 WATER PUMP



6003-420B

KEY	PART CODE	DESCRIPTION	QTY	TYPE OF MODEL		I	C	G	REMARKS
				E393 B03					
1	6213 - 610 - 005 - 30	WATERPUMP ASSY	1	*					
2	6213 - 611 - 003 - 20	BODY/WATERPUMP	1	*					
3	6213 - 631 - 002 - 00	BEARING/WATER PUMP	1	*					
4	6213 - 631 - 005 - 00	BEARING/WATERPUMP	1	*					
5	6213 - 622 - 002 - 10	SEAL SET/WATER PUMP	1	*					
6	6213 - 621 - 003 - 00	ROTOR/WATERPUMP	1	*					
7	6213 - 642 - 002 - 00	SEAL/WATER PUMPPULLE	1	*					
8	6213 - 613 - 002 - 10	GASKET	1	*					
9	6213 - 612 - 004 - 00	PLATE/WATER PUMP	1	*					
10	6213 - 619 - 003 - 00	SCREW/WATER PUMP	3	*					
11	6213 - 619 - 002 - 00	PIPE/WATER PUMP	1	*					
12	6213 - 614 - 003 - 10	GASKET/WATER PUMP	1	*					
13	6901 - 910 - 845 - 00	BOLT,SEMS/M8X45	1	*					
14	6909 - 110 - 508 - 00	NUT/M8	2	*					
15	6909 - 150 - 508 - 00	WASHER	2	*					
16	6213 - 619 - 005 - 00	SPACER,WATER PUMP	1	*					
17	6213 - 614 - 006 - 10	GASKET/SPACER	1	*					
18	6209 - 300 - 002 - 00	STUD	2	*					
19	V211 - 560 - 802 - 00	BOLT/M8X20	1	*					
20	6909 - 110 - 508 - 00	NUT/M8	1	*					
21	6909 - 150 - 508 - 00	WASHER	1	*					
22	6213 - 729 - 013 - 00	HOSE/RUBBER	1	*					
23	J061 - 210 - 015 - 00	CLAMP/WIRE/10 - 15	2	*					
24	6213 - 716 - 001 - 40	HOUSING/THERMOSTAT	1	*					
25	6213 - 721 - 003 - 00	PIPE,PUMP HOUSING	1	*					

FIG. 20 INJECTION PUMP

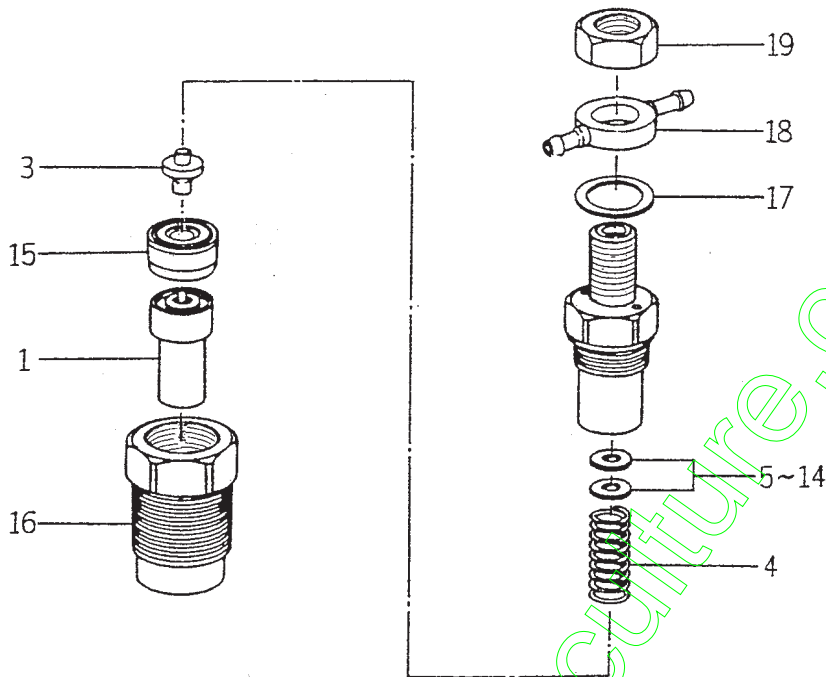


6003-510K

KEY	PART CODE	DESCRIPTION	QTY	TYPE OF MODEL		I T C	C O L	G R P	REMARKS
				E393 B03					
1	6215 - 600 - 113 - 00	INJECTIONPUMP ASSY	1	*					FIG 025
2	6219 - 752 - 001 - 00	SHIM,INJECTION PUMP	1	*					
3	6219 - 752 - 002 - 00	SHIM,INJECTION PUMP	1	*					
4	6219 - 752 - 003 - 00	SHIM,INJECTION PUMP	1	*					
5	6219 - 752 - 004 - 00	SHIM,INJECTION PUMP	1	*					
6	6219 - 752 - 005 - 00	SHIM,INJECTION PUMP	1	*					
7	6209 - 056 - 001 - 00	BOLT/M6X18	4	*					
8	6215 - 621 - 001 - 30	CAMSHAFT / INJPUMP	1	*					
9	6212 - 524 - 002 - 00	GEAR,INJ PUMP	1	*					
10	6908 - 000 - 716 - 00	KEY	1	*					
11	V600 - 110 - 620 - 30	BEARING,RB/6203	1	*					
12	V600 - 110 - 600 - 40	BEARING,RB/6004	1	*					
13	6212 - 535 - 002 - 00	PLATE,THRUST INJPUMP	1	*					
14	6901 - 910 - 612 - 00	BOLT,SEMS/M6X12	1	*					
15	6215 - 520 - 001 - 00	FLYWEIGHT	1	*					
16	6209 - 030 - 043 - 00	BOLT/M6X10	3	*					
17	6215 - 526 - 001 - 10	PIECE,THRUST	1	*					
18	6215 - 541 - 001 - 00	ARM,FLOATING	1	*					
19	6215 - 543 - 001 - 10	LINK,CONTROL	1	*					
20	6215 - 542 - 006 - 00	PIN,CONTROL	1	*					
21	V710 - 140 - 004 - 00	RING,SNAP/ 4 E	1	*					
22	6215 - 549 - 003 - 00	SPRING,SETTING	1	*					
23	6215 - 541 - 016 - 30	ARM, TENSION	1	*					
24	6215 - 549 - 028 - 00	CASE/ADAPTER	1	*					
25	6215 - 549 - 027 - 10	PIN/ADAPTER	1	*					

FIG. 24 COMPONENT PARTS FOR 6215 - 300 - 005 - 00 ON Fig.19

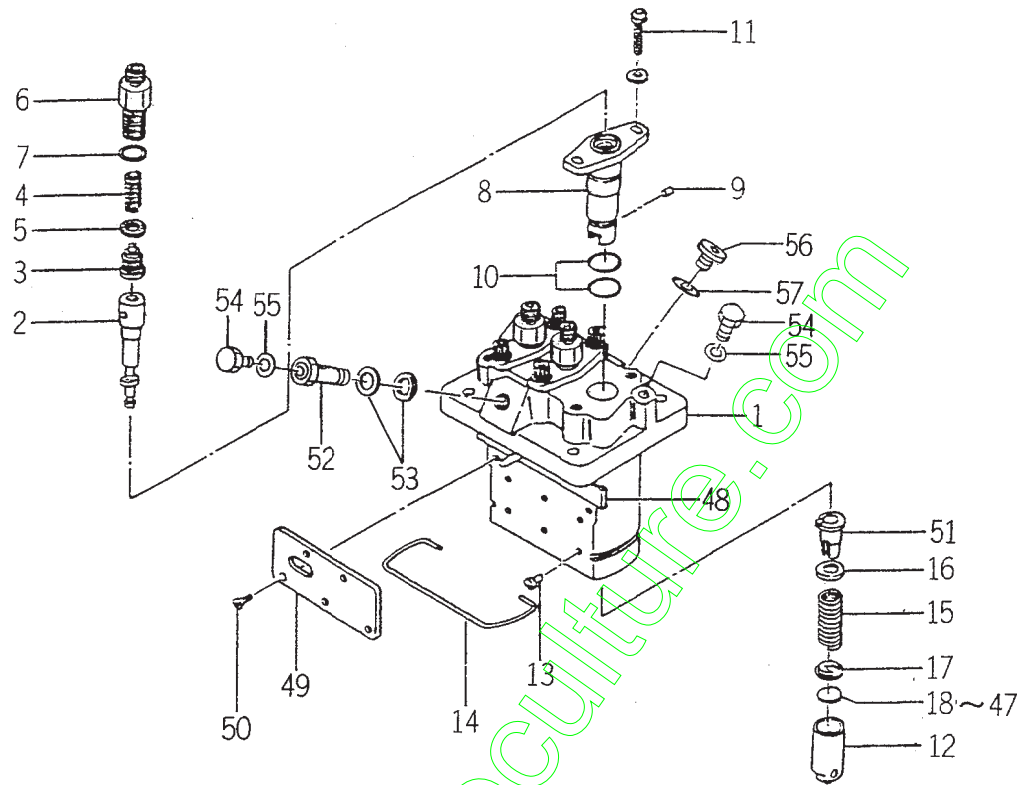
2 { 3 }
19



6215-3000

KEY	PART CODE	DESCRIPTION	QTY	TYPE OF MODEL		I T C	C O L	G R P	REMARKS
				E393 B03					
1	6215 - 311 - 005 - 00	NOZZLE	3	*					
2	6215 - 330 - 007 - 00	HOLDER,NOZZLE ASSY	3	*					
3	6215 - 342 - 002 - 00	SEAT,SPRING	3	*					
4	6215 - 343 - 002 - 00	SPRING,NOZZLE	3	*					
5	6215 - 345 - 044 - 00	SHIM/T = 0.1	3	*					
6	6215 - 345 - 045 - 00	SHIM/T = 0.2	3	*					
7	6215 - 345 - 046 - 00	SHIM/T = 0.3	3	*					
8	6215 - 345 - 047 - 00	SHIM/T = 0.4	3	*					
9	6215 - 345 - 048 - 00	SHIM/T = 0.5	3	*					
10	6215 - 345 - 049 - 00	SHIM/T = 0.52	3	*					
11	6215 - 345 - 050 - 00	SHIM/T = 0.54	3	*					
12	6215 - 345 - 051 - 00	SHIM/T = 0.56	3	*					
13	6215 - 345 - 052 - 00	SHIM/T = 0.58	3	*					
14	6215 - 345 - 053 - 00	SHIM/T = 0.8	3	*					
15	6215 - 339 - 002 - 00	SPACER	3	*					
16	6215 - 332 - 002 - 00	NUT,RETAINING	3	*					
17	6215 - 359 - 003 - 00	GASKET	3	*					
18	6215 - 355 - 003 - 00	EYE	3	*					
19	6215 - 359 - 004 - 00	NUT	3	*					

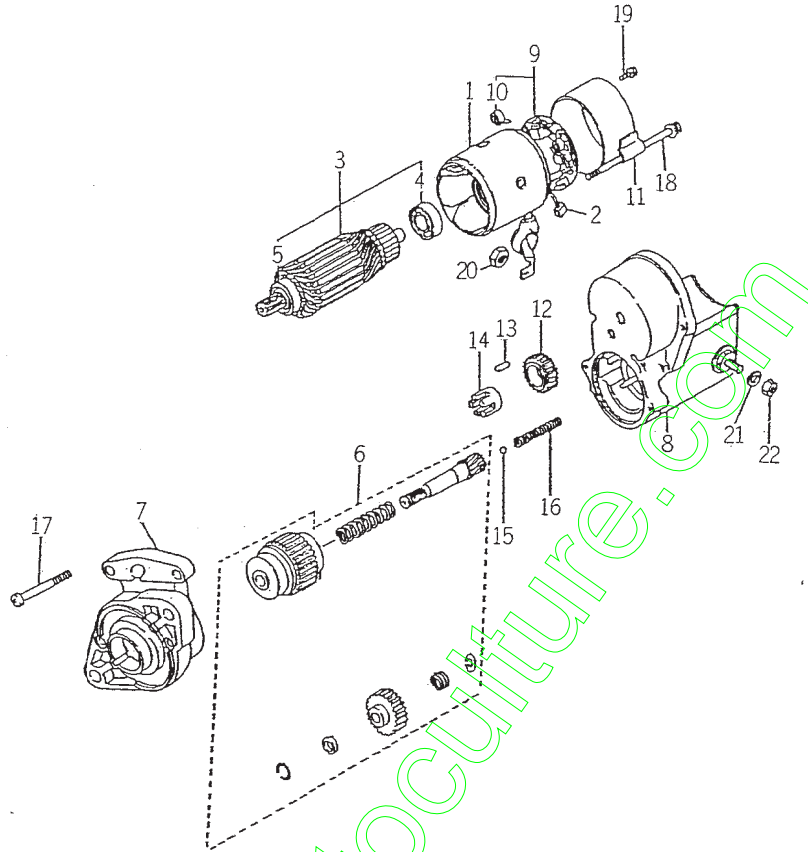
FIG. 25 COMPONENT PARTS FOR 6215 - 600 - 113 - 00 ON Fig.20



6215-6001

KEY	PART CODE	DESCRIPTION	QTY	TYPE OF MODEL		I T C	C O L	G R P	REMARKS
				E393 B03					
26	6215 - 629 - 028 - 00	PLATE/T = 2.20	3	*					
27	6215 - 629 - 029 - 00	PLATE/T = 2.25	3	*					
28	6215 - 629 - 030 - 00	PLATE/T = 2.30	3	*					
29	6215 - 629 - 031 - 00	PLATE/T = 2.35	3	*					
30	6215 - 629 - 032 - 00	PLATE/T = 2.40	3	*					
31	6215 - 629 - 033 - 00	PLATE/T = 2.45	3	*					
32	6215 - 629 - 034 - 00	PLATE/T = 2.50	3	*					
33	6215 - 629 - 068 - 00	PLATE	3	*					
34	6215 - 629 - 069 - 00	PLATE	3	*					
35	6215 - 629 - 070 - 00	PLATE	3	*					
36	6215 - 629 - 071 - 00	PLATE	3	*					
37	6215 - 629 - 072 - 00	PLATE	3	*					
38	6215 - 629 - 073 - 00	PLATE	3	*					
39	6215 - 629 - 074 - 00	PLATE	3	*					
40	6215 - 629 - 075 - 00	PLATE	3	*					
41	6215 - 629 - 076 - 00	PLATE	3	*					
42	6215 - 629 - 077 - 00	PLATE	3	*					
43	6215 - 629 - 078 - 00	PLATE	3	*					
44	6215 - 629 - 079 - 00	PLATE	3	*					
45	6215 - 629 - 080 - 00	PLATE	3	*					
46	6215 - 629 - 081 - 00	PLATE	3	*					
47	6215 - 629 - 082 - 00	PLATE	3	*					
48	6215 - 637 - 002 - 00	ROD,CONTROL	1	*					
49	6215 - 612 - 002 - 00	PLATE	1	*					
50	6215 - 619 - 012 - 00	SCREW	4	*					

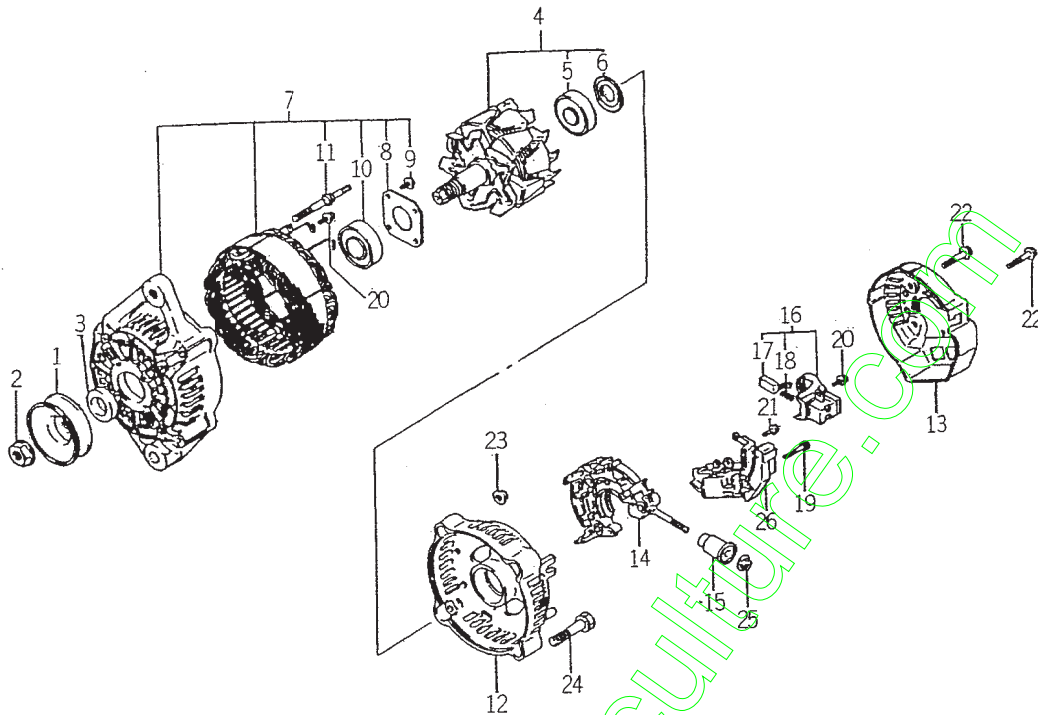
FIG. 26 COMPONENT PARTS FOR 6281 - 100 - 005 - 00 ON Fig.22



6281-1000

KEY	PART CODE	DESCRIPTION	QTY	TYPE OF MODEL		I T C	C O L	G R P	REMARKS
				E393 B03					
1	6281 - 111 - 002 - 00	YOKE /STARTER	1	*					
2	6281 - 116 - 002 - 00	STARTER KIT	2	*					
3	6281 - 121 - 003 - 00	ARMATURE	1	*					
4	6281 - 129 - 010 - 00	BEARING,BALL	1	*					
5	6281 - 129 - 011 - 00	BEARING,BALL	1	*					
6	6281 - 124 - 001 - 00	STARTER KIT	1	*					
7	6281 - 129 - 020 - 00	HOUSING,STARTER ASSY	1	*					
8	6281 - 151 - 005 - 00	SWITCH,STARTER ASSY	1	*					
9	6281 - 118 - 002 - 00	HOLDER BRUSH ASSY	1	*					
10	6581 - 117 - 007 - 00	SPRING,BRUSH	4	*					
11	6281 - 115 - 005 - 00	FRAME,STARTER END	1	*					
12	6581 - 123 - 011 - 00	PINION,STARTER	1	*					
13	6581 - 129 - 099 - 00	ROSA	5	*					
14	6581 - 129 - 100 - 00	RETAINER	1	*					
15	6581 - 129 - 092 - 00	BALL	1	*					
16	6581 - 129 - 096 - 00	SPRING	1	*					
17	6281 - 129 - 006 - 00	SCREW	2	*					
18	6281 - 129 - 008 - 00	BOLT/WS	2	*					
19	6281 - 129 - 009 - 00	SCREW/WS	2	*					
20	6909 - 111 - 508 - 00	NUT	1	*					
21	6909 - 150 - 508 - 00	WASHER	1	*					
22	6909 - 110 - 408 - 00	NUT/M8	1	*					

FIG. 27 COMPONENT PARTS FOR 6281 - 200 - 005 - 00 ON Fig.22



6281-2000

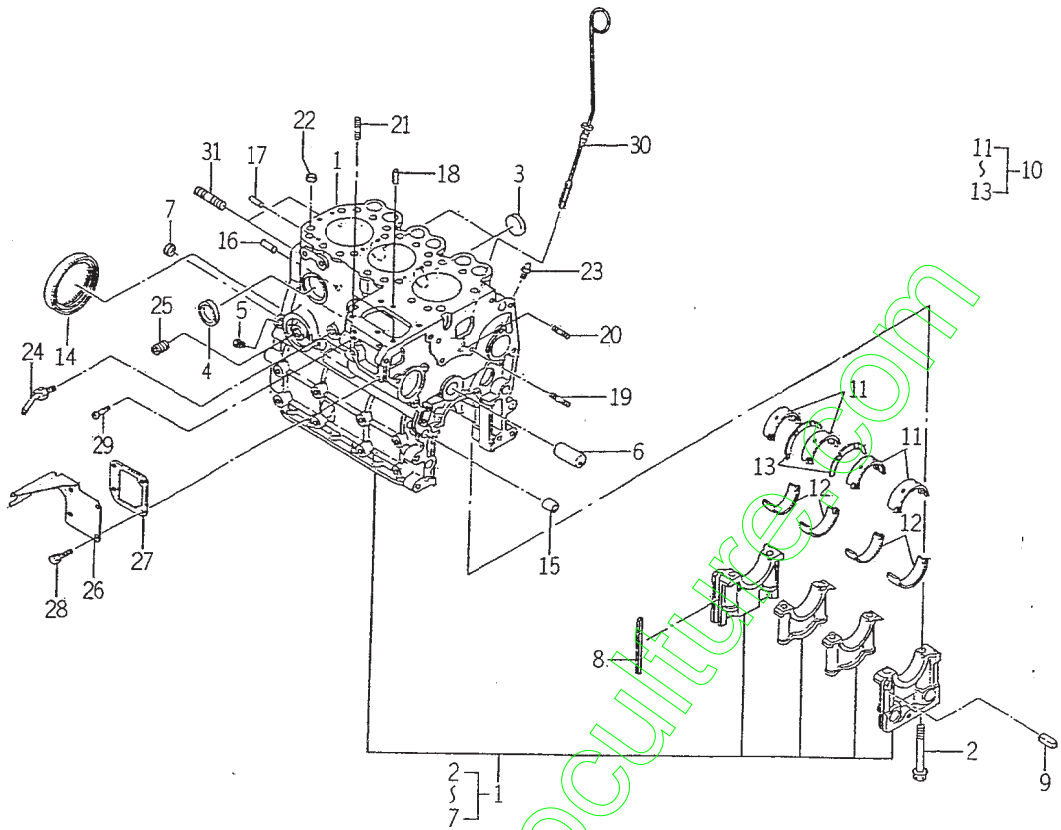
KEY	PART CODE	DESCRIPTION	QTY	TYPE OF MODEL		I T C	C O L	G R P	REMARKS
				E393 B03					
1	6281 - 222 - 004 - 00	PULLEY	1	*					
2	6281 - 229 - 002 - 00	NUT	1	*					
3	6281 - 229 - 003 - 00	COLLOR	1	*					
4	6281 - 221 - 001 - 00	ROTOR ASSY	1	*					
5	6281 - 229 - 005 - 00	BEARING	1	*					
6	6281 - 229 - 004 - 00	COVER,BEARING	1	*					
7	6281 - 213 - 006 - 00	FRAME ASSY	1	*					
8	6281 - 229 - 006 - 00	PLATE	1	*					
9	6281 - 229 - 007 - 00	BOLT	4	*					
10	6281 - 229 - 009 - 00	BEARING	1	*					
11	6281 - 229 - 008 - 00	BOLT	2	*					
12	6281 - 214 - 003 - 00	FRAME	1	*					
13	6281 - 214 - 004 - 00	COVER	1	*					
14	6281 - 229 - 029 - 00	HOLDER ASSY	1	*					
15	6281 - 229 - 011 - 00	BUSH	1	*					
16	6281 - 217 - 001 - 00	HOLDER,BRUSH ASSY	1	*					
17	6281 - 215 - 001 - 00	BRUSH	2	*					
18	6281 - 216 - 001 - 00	SPRING	2	*					
19	6281 - 229 - 012 - 00	BOLT	2	*					
20	6281 - 229 - 013 - 00	BOLT	6	*					
21	6281 - 229 - 014 - 00	BOLT	1	*					
22	6281 - 229 - 015 - 00	BOLT	3	*					
23	6281 - 229 - 016 - 00	NUT	2	*					
24	6281 - 229 - 017 - 00	BOLT	2	*					
25	6281 - 229 - 018 - 00	NUT	1	*					

ENGINE
E3100 – B07...TM217H

**E
N
G
I
N
E**

www.emc-motoculture.com

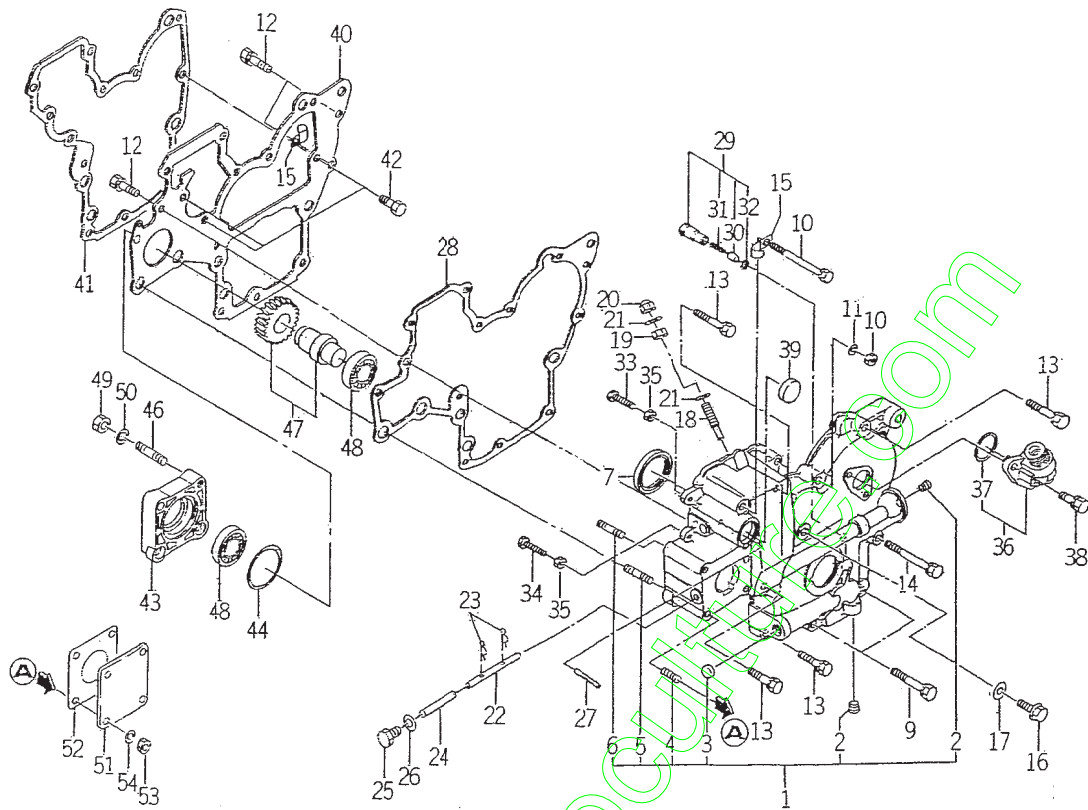
FIG. 5 CYLINDER BLOCK



6004-201P

KEY	PART CODE	DESCRIPTION	QTY	TYPE OF MODEL		I T C	C O L	G R P	REMARKS
				E3100 807					
1	6211 - 210 - 046 - 00	CYLINDERBLOCK ASSY	1	*					
2	6209 - 000 - 004 - 10	BOLT	8	*					
3	6209 - 610 - 001 - 00	CAP,SEALING	2	*					
4	6911 - 219 - 195 - 00	CAP,SEALING	4	*					
5	6509 - 605 - 019 - 10	PLUG	3	*					
6	6212 - 531 - 005 - 10	PIN, IDLEGEAR	1	*					
7	6911 - 129 - 083 - 00	CAP,SEALING	2	*					
8	6211 - 258 - 001 - 00	SEAL, BEARING CAP	4	*					
9	6211 - 258 - 002 - 00	SEAL, BEARING CAP/7	2	*					
10	6211 - 510 - 001 - 00	METAL, CRANK SET	1	*					
11	6211 - 511 - 003 - 00	BEARING/CRANK/UPPER	4	*					
12	6211 - 511 - 004 - 00	BEARING/CRANK/LOWER	4	*					
13	6211 - 599 - 001 - 10	BEARING, THRUST CRANK	2	*					
14	6209 - 625 - 001 - 00	SEAL, OIL	1	*					
15	6209 - 749 - 001 - 10	PIN, TUBE	2	*					
16	6908 - 160 - 816 - 00	PIN	1	*					
17	6209 - 740 - 004 - 00	PIN	1	*					
18	6209 - 740 - 005 - 00	PIN	2	*					
19	6904 - 110 - 840 - 00	STUD/M8X40	1	*					
20	6904 - 110 - 818 - 00	STUD	1	*					
21	6904 - 110 - 822 - 00	STUD	2	*					
22	6894 - 453 - 344 - 00	DOWEL	2	*					
23	6909 - 902 - 299 - 00	NIPPLE	1	*					
24	6213 - 721 - 007 - 00	PIPE/WATERDRAIN	1	*					
25	6213 - 319 - 001 - 00	CONNECTOR, OIL FILTER	1	*					

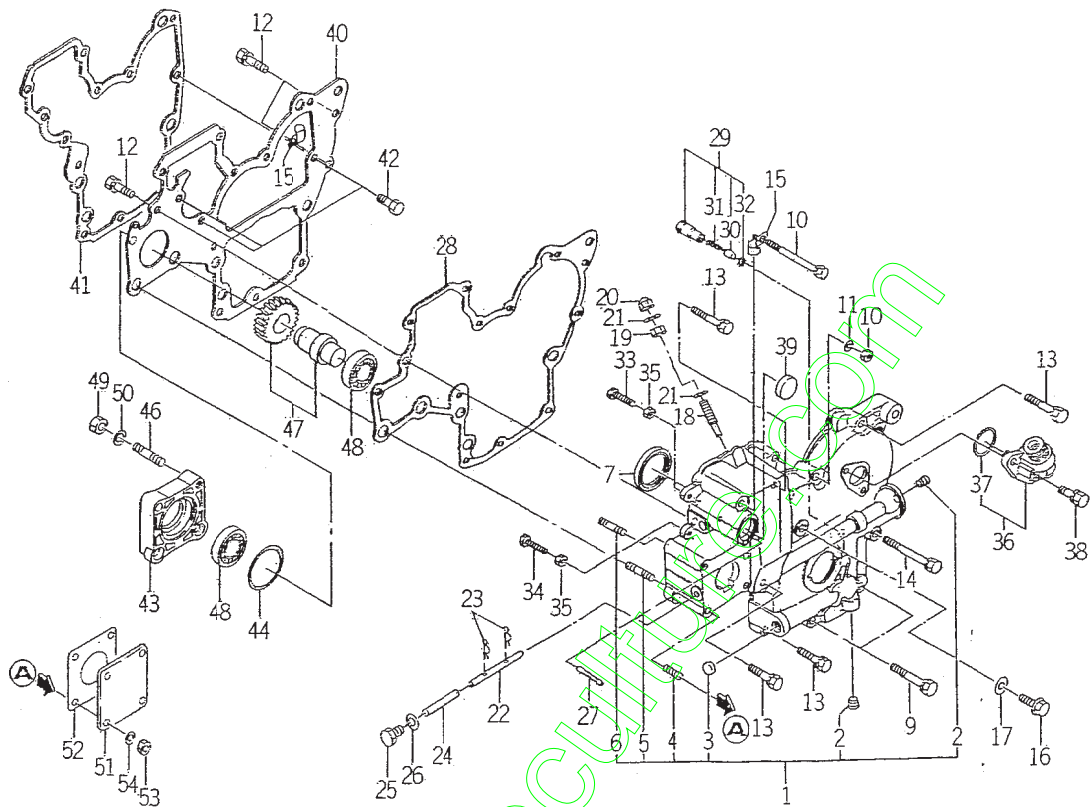
FIG. 9 TIMING GEAR CASE



6C04-246D

KEY	PART CODE	DESCRIPTION	QTY	TYPE OF MODEL		I T C	C O L	G R P	REMARKS
				E3100 B07					
1	6211 - 310 - 012 - 10	GEARCASE ASSY	1	*					
2	6509 - 605 - 019 - 10	PLUG	2	*					
3	6209 - 610 - 002 - 10	CUP/SEALING/16	1	*					
4	6904 - 110 - 822 - 00	STUD	4	*					
5	6904 - 110 - 855 - 00	STUD	2	*					
6	6904 - 110 - 850 - 00	STUD	1	*					
7	6209 - 625 - 002 - 00	SEAL,OIL	1	*					
8	6209 - 030 - 005 - 00	BOLT /M8X85	1	*					
9	6509 - 000 - 084 - 00	BOLT /L = 55	2	*					
10	6909 - 110 - 508 - 00	NUT /M8	1	*					
11	6909 - 150 - 508 - 00	WASH-ER	1	*					
12	V211 - 560 - 802 - 00	BOLT /M8X20	3	*					
13	6901 - 910 - 845 - 00	BOLT,SEMS /M8X45	5	*					
14	6209 - 030 - 006 - 00	BOLT /M8X75	1	*					
15	1425 - 621 - 004 - 00	CLAMP,HARNESS	2	*					
16	6209 - 046 - 003 - 00	BOLT /M8X30	1	*					
17	6209 - 500 - 003 - 00	WASHER /08X14X01	1	*					
18	6215 - 546 - 003 - 00	STOPPER /FULLLOAD	1	*					
19	6209 - 409 - 001 - 00	NUT /M8	1	*					
20	V341 - 120 - 008 - 00	NUT,CAP /M 8	1	*					
21	6909 - 920 - 843 - 00	PACKING	2	*					
22	6215 - 542 - 004 - 20	PIN /ARM	1	*					
23	P117 - 303 - 003 - 00	PIN /SNAP	2	*					
24	6215 - 542 - 005 - 00	PIN	1	*					
25	6909 - 202 - 308 - 00	PLUG	1	*					

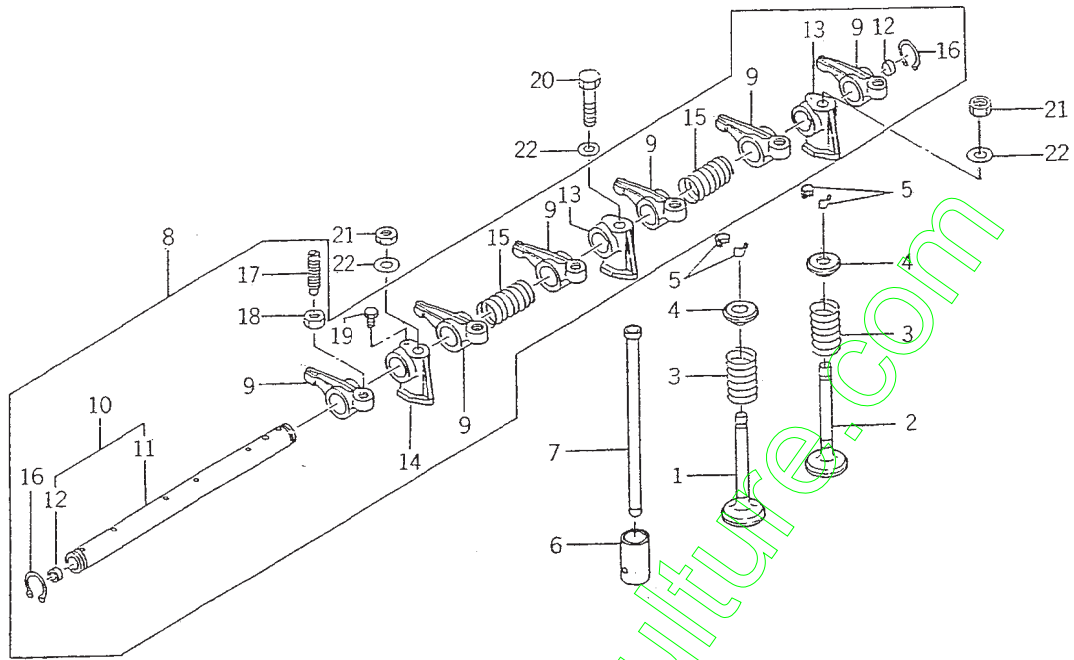
FIG. 9 TIMING GEAR CASE



6004-240D

KEY	PART CODE	DESCRIPTION	QTY	TYPE OF MODEL		I T C	C O L	G R P	REMARKS
				E3100 B07					
26	6909 - 920 - 843 - 00	PACKING	1	*					
27	6209 - 740 - 001 - 00	PIN,GROOVE	1	*					
28	6211 - 312 - 003 - 10	GASKET,GEAR CASE	1	*					
29	6213 - 160 - 002 - 00	VALVE/RELIEF ASSY	1	*					
30	6213 - 161 - 001 - 00	PISTON/RELIEF VALVE	1	*					
31	6213 - 164 - 001 - 00	SPRING/RELIEF VALVE	1	*					
32	V705 - 140 - 012 - 00	RING,SNAP/12 C	1	*					
33	6209 - 050 - 001 - 00	BOLT/M6	1	*					
34	6209 - 050 - 002 - 00	BOLT/M6	1	*					
35	6909 - 110 - 406 - 00	NUT	2	*					
36	6219 - 310 - 003 - 10	DRIVE/TACHOMETE ASSY	1	*					
37	V723 - 102 - 002 - 40	RING/O	1	*					
38	6901 - 910 - 616 - 00	BOLT,SEMS/M6X16	2	*					
39	3625 - 540 - 004 - 00	CAP,BLANK/30	1	*					
40	6211 - 311 - 007 - 20	PLATE,FRONT	1	*					
41	6211 - 312 - 004 - 10	GASKET,PLATEASE	1	*					
42	6902 - 050 - 816 - 00	BOLT	3	*					
43	6211 - 319 - 003 - 00	SPACER	1	*					
44	V723 - 102 - 005 - 00	O - RING 1A S50	1	*					
45	6209 - 749 - 001 - 10	PIN,TUBE	2	*					
46	6904 - 110 - 822 - 00	STUD	1	*					
47	6212 - 530 - 005 - 10	SHAFT/HYDRAULIC ASSY	1	*					
48	V600 - 110 - 600 - 50	BEARING,RB/6005	2	*					
49	6909 - 110 - 408 - 00	NUT/M8	4	*					
50	6909 - 150 - 508 - 00	WASHER	4	*					

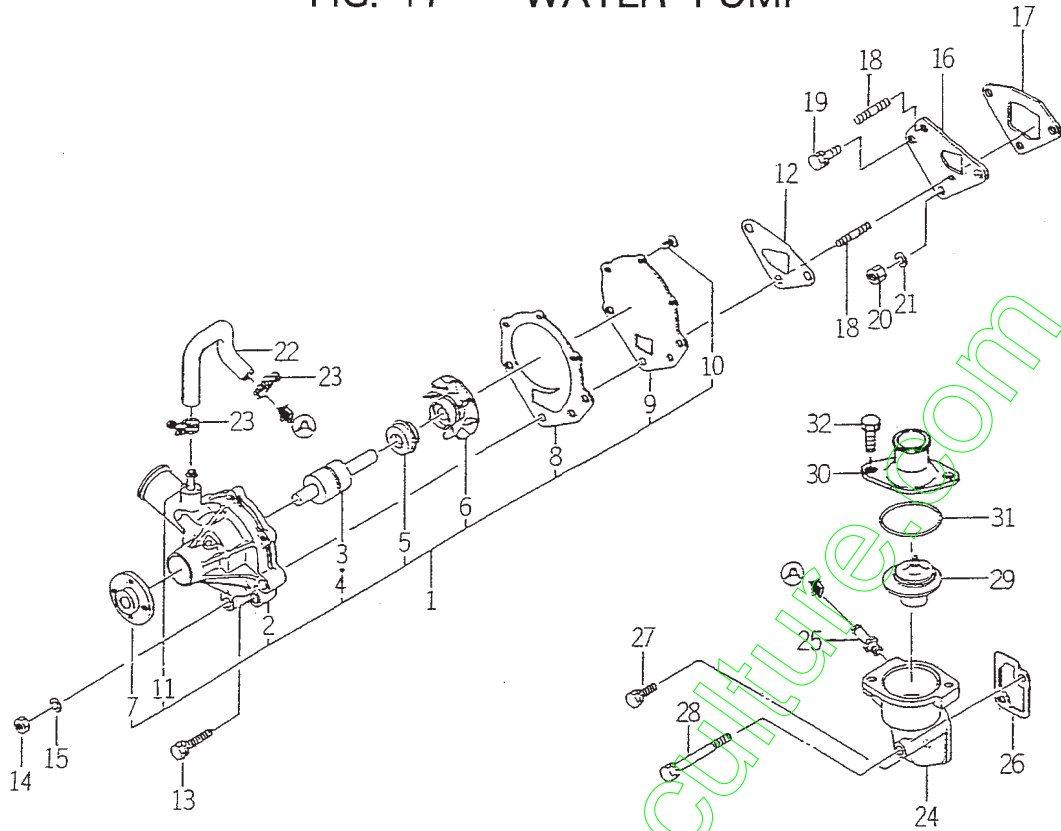
FIG. 11 VALVE



6604-301

KEY	PART CODE	DESCRIPTION	QTY	TYPE OF MODEL		I T C	C O L	G R P	REMARKS
				E3100 B07					
1	6212 - 551 - 001 - 00	VALVE,INTAKE	3	*					
2	6212 - 552 - 001 - 00	VALVE,EXHAUST	3	*					
3	6212 - 561 - 001 - 00	SPRING,VALVE	6	*					
4	6212 - 563 - 001 - 00	SEAT,VALVE SPRING	6	*					
5	6212 - 565 - 001 - 00	CUTTER,VALVE	12	*					
6	6212 - 571 - 001 - 10	TAPPET	6	*					
7	6212 - 575 - 002 - 00	ROD,PUSH	6	*					
8	6212 - 600 - 002 - 00	SHAFT,ROCKER ASSY	1	*					
9	6212 - 611 - 004 - 10	ROCKERARM	6	*					
10	6212 - 620 - 001 - 10	SHAFT,ROCKER ARMASSY	1	*					
11	6212 - 621 - 002 - 10	SHAFT/ROCKERARM	1	*					
12	6212 - 626 - 002 - 10	PLUG	2	*					
13	6212 - 628 - 004 - 00	BRACKET ROCKER SHAFT	2	*					
14	6212 - 628 - 005 - 00	BRACKET,ROCKER SHAFT	1	*					
15	6209 - 940 - 004 - 00	SPRING	2	*					
16	V704 - 140 - 016 - 00	RING,SNAP/16 C	2	*					
17	6212 - 616 - 002 - 00	SCREW ADJUST	6	*					
18	6209 - 409 - 003 - 00	NUT	6	*					
19	6209 - 000 - 002 - 00	BOLT	1	*					
20	6901 - 050 - 850 - 00	BOLT/M8X45	1	*					
21	6909 - 110 - 508 - 00	NUT/M8	2	*					
22	6909 - 164 - 508 - 00	WASHER,PL/M8	3	*					

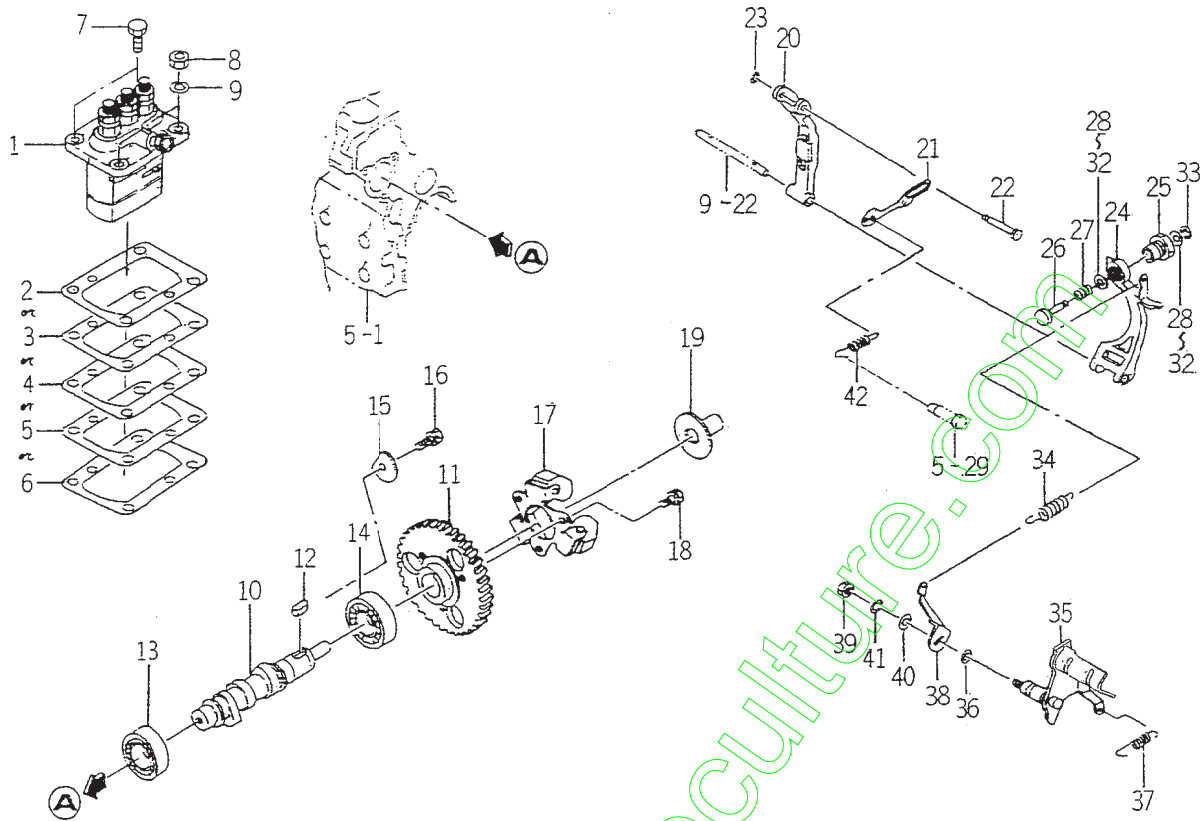
FIG. 17 WATER PUMP



EG04-426

KEY	PART CODE	DESCRIPTION	QTY	TYPE OF MODEL		I T C	C O L	G R P	REMARKS
				E3100 B07					
1	6213 - 610 - 005 - 30	WATERPUMP ASSY	1	*					
2	6213 - 611 - 003 - 20	BODY/WATERPUMP	1	*					
3	6213 - 631 - 002 - 00	BEARING/WATER PUMP	1	*					
4	6213 - 631 - 005 - 00	BEARING/WATERPUMP	1	*					
5	6213 - 622 - 002 - 10	SEAL SET/WATER PUMP	1	*					
6	6213 - 621 - 003 - 00	ROTOR/WATERPUMP	1	*					
7	6213 - 642 - 002 - 00	SEAL/WATER PUMPPULLE	1	*					
8	6213 - 613 - 002 - 10	GASKET	1	*					
9	6213 - 612 - 004 - 00	PLATE/WATER PUMP	1	*					
10	6213 - 619 - 003 - 00	SCREW/WATER PUMP	3	*					
11	6213 - 619 - 002 - 00	PIPE/WATER PUMP	1	*					
12	6213 - 614 - 003 - 10	GASKET/WATER PUMP	1	*					
13	6901 - 910 - 845 - 00	BOLT,SEMS/M8X45	1	*					
14	6909 - 110 - 508 - 00	NUT/M8	2	*					
15	6909 - 150 - 508 - 00	WASHER	2	*					
16	6213 - 619 - 001 - 00	SPACER,PUMP.WATER	1	*					
17	6213 - 614 - 004 - 10	GASKET,SPACER	1	*					
18	6904 - 110 - 840 - 00	STUD/M8X40	2	*					
19	V211 - 560 - 802 - 00	BOLT/M8X20	1	*					
20	6909 - 110 - 508 - 00	NUT/M8	1	*					
21	6909 - 150 - 508 - 00	WASHER	1	*					
22	6213 - 729 - 013 - 00	HOSE/RUBBER	1	*					
23	J061 - 210 - 015 - 00	CLAMP/WIRE/10-15	2	*					
24	6213 - 716 - 001 - 40	HOUSING/THERMOSTAT	1	*					
25	6213 - 721 - 003 - 00	PIPE,PUMP HOUSING	1	*					

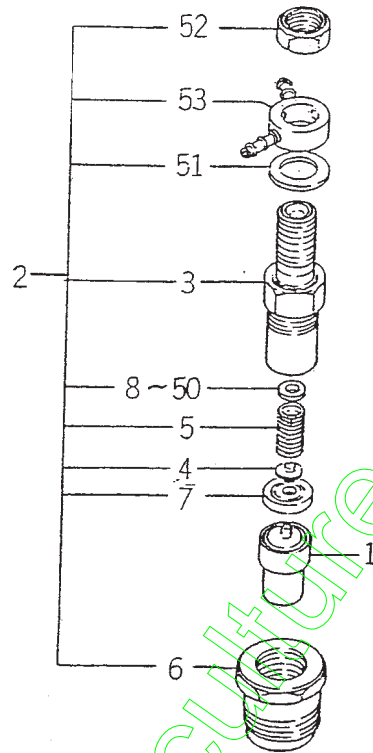
FIG. 20 INJECTION PUMP



6004-510J

KEY	PART CODE	DESCRIPTION	QTY	TYPE OF MODEL		I T C	C O L	G R P	REMARKS
				E3100	B07				
1	6215 - 600 - 110 - 00	INJECTIONPUMP ASSY	1	*					FIG 026
2	6219 - 752 - 006 - 00	SHIM/PUMP,INJ	1	*					
3	6219 - 752 - 007 - 00	SHIM/PUMP,INJ	1	*					
4	6219 - 752 - 008 - 00	SHIM/PUMP,INJ	1	*					
5	6219 - 752 - 009 - 00	SHIM/PUMP,INJ	1	*					
6	6219 - 752 - 010 - 00	SHIM/PUMP,INJ	1	*					
7	V201 - 360 - 802 - 00	BOLT/M8X20	2	*					
8	6909 - 110 - 508 - 00	NUT/M8	2	*					
9	6909 - 150 - 508 - 00	WASHER	2	*					
10	6215 - 621 - 002 - 30	SHAFT,CAM/INJ.PUMP	1	*					
11	6212 - 524 - 002 - 00	GEAR,INJ PUMP	1	*					
12	6908 - 000 - 716 - 00	KEY	1	*					
13	V600 - 110 - 620 - 30	BEARING,RB/6203	1	*					
14	V600 - 110 - 600 - 40	BEARING,RB/6004	1	*					
15	6212 - 535 - 002 - 00	PLATE,THRUST INJPUMP	1	*					
16	6901 - 910 - 612 - 00	BOLT,SEMS/M6X12	1	*					
17	6215 - 520 - 001 - 00	FLYWEIGHT	1	*					
18	6209 - 030 - 043 - 00	BOLT/M6X10	3	*					
19	6215 - 526 - 001 - 10	PIECE,THRUST	1	*					
20	6215 - 541 - 001 - 00	ARM,FLOATING	1	*					
21	6215 - 543 - 002 - 10	RINK/CONTROL	1	*					
22	6215 - 542 - 006 - 00	PIN,CONTROL	1	*					
23	V710 - 140 - 004 - 00	RING,SNAP/ 4 E	1	*					
24	6215 - 541 - 016 - 30	ARM/TENSION	1	*					
25	6215 - 549 - 028 - 00	CASE/ADAPTER	1	*					

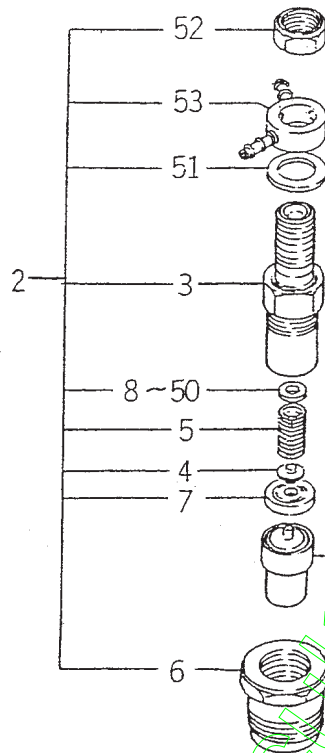
FIG. 24 COMPONENT PARTS FOR 6215 - 300 - 006 - 10 ON Fig.19



6215-3000

KEY	PART CODE	DESCRIPTION	QTY	TYPE OF MODEL		I T C	C O L	G R P	REMARKS
				E3100 B07					
1	6215 - 311 - 019 - 00	NOZZLE ASSY	2	*					
2	6215 - 330 - 004 - 00	HOLDER,NOZZLE ASSY	2	*					
3	6215 - 331 - 002 - 00	BODY,NOZZLE HOLDER	2	*					
4	6215 - 342 - 001 - 00	PIN,NOZZLE HOLDER	2	*					
5	6215 - 343 - 001 - 00	WASHER	2	*					
6	6215 - 332 - 004 - 00	NUT,NOZZLERETAINING	2	*					
7	6215 - 339 - 001 - 00	PIECE,DISTANCE	2	*					
8	6215 - 345 - 001 - 00	WASHER	2	*					
9	6215 - 345 - 002 - 00	WASHER	2	*					
10	6215 - 345 - 003 - 00	WASHER	2	*					
11	6215 - 345 - 004 - 00	WASHER	2	*					
12	6215 - 345 - 005 - 00	WASHER	2	*					
13	6215 - 345 - 006 - 00	WASHER	2	*					
14	6215 - 345 - 007 - 00	WASHER	2	*					
15	6215 - 345 - 008 - 00	WASHER	2	*					
16	6215 - 345 - 009 - 00	WASHER	2	*					
17	6215 - 345 - 010 - 00	WASHER	2	*					
18	6215 - 345 - 011 - 00	WASHER	2	*					
19	6215 - 345 - 012 - 00	WASHER	2	*					
20	6215 - 345 - 013 - 00	WASHER	2	*					
21	6215 - 345 - 014 - 00	WASHER	2	*					
22	6215 - 345 - 015 - 00	WASHER	2	*					
23	6215 - 345 - 016 - 00	WASHER	2	*					
24	6215 - 345 - 017 - 00	WASHER	2	*					
25	6215 - 345 - 018 - 00	WASHER	2	*					

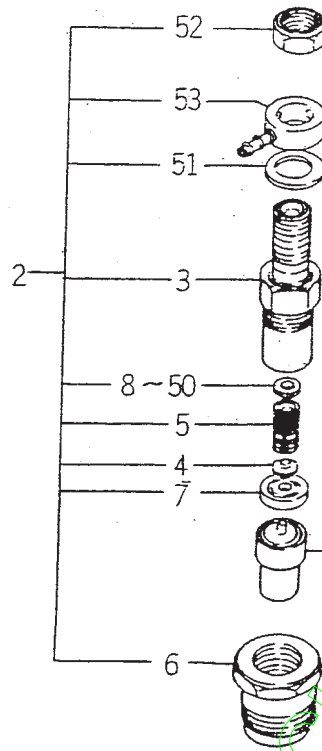
FIG. 24 COMPONENT PARTS FOR 6215 - 300 - 006 - 10 ON Fig.19



6215-3000

KEY	PART CODE	DESCRIPTION	QTY	TYPE OF MODEL		I T C	C O L	G R P	REMARKS
				E3100 B07					
26	6215 - 345 - 019 - 00	WASHER	2	*					
27	6215 - 345 - 020 - 00	WASHER	2	*					
28	6215 - 345 - 021 - 00	WASHER	2	*					
29	6215 - 345 - 022 - 00	WASHER	2	*					
30	6215 - 345 - 023 - 00	WASHER	2	*					
31	6215 - 345 - 024 - 00	WASHER	2	*					
32	6215 - 345 - 025 - 00	WASHER	2	*					
33	6215 - 345 - 026 - 00	WASHER	2	*					
34	6215 - 345 - 027 - 00	WASHER	2	*					
35	6215 - 345 - 028 - 00	WASHER	2	*					
36	6215 - 345 - 029 - 00	WASHER	2	*					
37	6215 - 345 - 030 - 00	WASHER	2	*					
38	6215 - 345 - 031 - 00	WASHER	2	*					
39	6215 - 345 - 032 - 00	WASHER	2	*					
40	6215 - 345 - 033 - 00	WASHER	2	*					
41	6215 - 345 - 034 - 00	WASHER	2	*					
42	6215 - 345 - 035 - 00	WASHER	2	*					
43	6215 - 345 - 036 - 00	WASHER	2	*					
44	6215 - 345 - 037 - 00	WASHER	2	*					
45	6215 - 345 - 038 - 00	WASHER	2	*					
46	6215 - 345 - 039 - 00	WASHER	2	*					
47	6215 - 345 - 040 - 00	WASHER	2	*					
48	6215 - 345 - 041 - 00	WASHER	2	*					
49	6215 - 345 - 042 - 00	WASHER	2	*					
50	6215 - 345 - 043 - 00	WASHER	2	*					

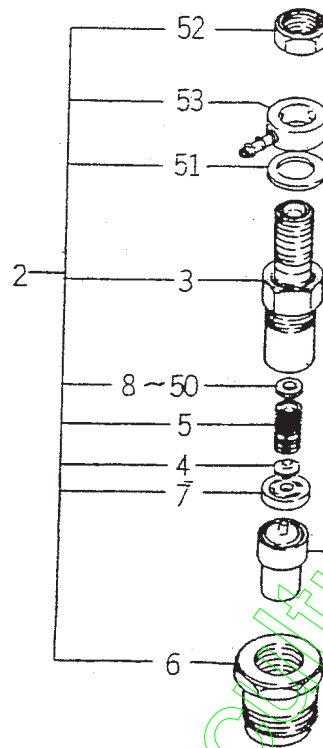
FIG. 25 COMPONENT PARTS FOR 6215 - 300 - 009 - 10 ON Fig.19



6215-3000

KEY	PART CODE	DESCRIPTION	QTY	TYPE OF MODEL		I T C	C O L	G R P	REMARKS
				E3100 B07					
1	6215 - 311 - 019 - 00	NOZZLE ASSY	1	*					
2	6215 - 330 - 003 - 00	HOLDER,NOZZLE	1	*					
3	6215 - 331 - 001 - 00	BODY,NOZZLE HOLDER	1	*					
4	6215 - 342 - 001 - 00	PIN,NOZZLE HOLDER	1	*					
5	6215 - 343 - 001 - 00	WASHER	1	*					
6	6215 - 332 - 004 - 00	NUT,NOZZLERETAINING	1	*					
7	6215 - 339 - 001 - 00	PIECE,DISTANCE	1	*					
8	6215 - 345 - 001 - 00	WASHER	1	*					
9	6215 - 345 - 002 - 00	WASHER	1	*					
10	6215 - 345 - 003 - 00	WASHER	1	*					
11	6215 - 345 - 004 - 00	WASHER	1	*					
12	6215 - 345 - 005 - 00	WASHER	1	*					
13	6215 - 345 - 006 - 00	WASHER	1	*					
14	6215 - 345 - 007 - 00	WASHER	1	*					
15	6215 - 345 - 008 - 00	WASHER	1	*					
16	6215 - 345 - 009 - 00	WASHER	1	*					
17	6215 - 345 - 010 - 00	WASHER	1	*					
18	6215 - 345 - 011 - 00	WASHER	1	*					
19	6215 - 345 - 012 - 00	WASHER	1	*					
20	6215 - 345 - 013 - 00	WASHER	1	*					
21	6215 - 345 - 014 - 00	WASHER	1	*					
22	6215 - 345 - 015 - 00	WASHER	1	*					
23	6215 - 345 - 016 - 00	WASHER	1	*					
24	6215 - 345 - 017 - 00	WASHER	1	*					
25	6215 - 345 - 018 - 00	WASHER	1	*					

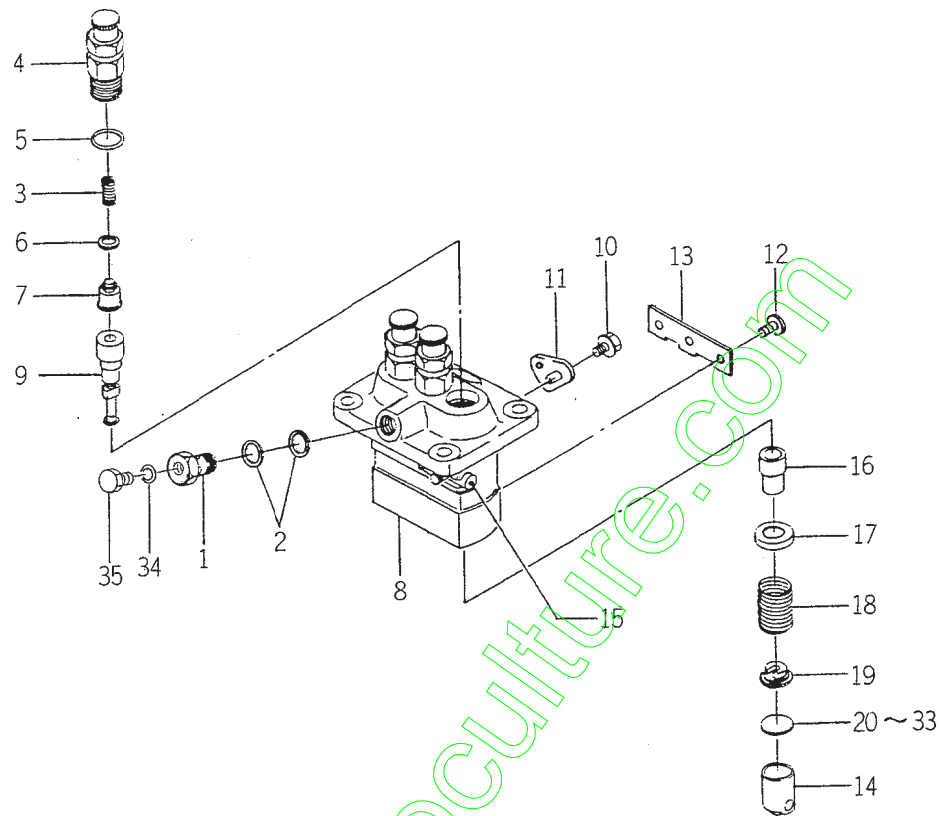
FIG. 25 COMPONENT PARTS FOR 6215 - 300 - 009 - 10 ON Fig.19



6215-3000

KEY	PART CODE	DESCRIPTION	QTY	TYPE OF MODEL		I T C	C O L	G R P	REMARKS
				E3100 B07					
26	6215 - 345 - 019 - 00	WASHER	1	*					
27	6215 - 345 - 020 - 00	WASHER	1	*					
28	6215 - 345 - 021 - 00	WASHER	1	*					
29	6215 - 345 - 022 - 00	WASHER	1	*					
30	6215 - 345 - 023 - 00	WASHER	1	*					
31	6215 - 345 - 024 - 00	WASHER	1	*					
32	6215 - 345 - 025 - 00	WASHER	1	*					
33	6215 - 345 - 026 - 00	WASHER	1	*					
34	6215 - 345 - 027 - 00	WASHER	1	*					
35	6215 - 345 - 028 - 00	WASHER	1	*					
36	6215 - 345 - 029 - 00	WASHER	1	*					
37	6215 - 345 - 030 - 00	WASHER	1	*					
38	6215 - 345 - 031 - 00	WASHER	1	*					
39	6215 - 345 - 032 - 00	WASHER	1	*					
40	6215 - 345 - 033 - 00	WASHER	1	*					
41	6215 - 345 - 034 - 00	WASHER	1	*					
42	6215 - 345 - 035 - 00	WASHER	1	*					
43	6215 - 345 - 036 - 00	WASHER	1	*					
44	6215 - 345 - 037 - 00	WASHER	1	*					
45	6215 - 345 - 038 - 00	WASHER	1	*					
46	6215 - 345 - 039 - 00	WASHER	1	*					
47	6215 - 345 - 040 - 00	WASHER	1	*					
48	6215 - 345 - 041 - 00	WASHER	1	*					
49	6215 - 345 - 042 - 00	WASHER	1	*					
50	6215 - 345 - 043 - 00	WASHER	1	*					

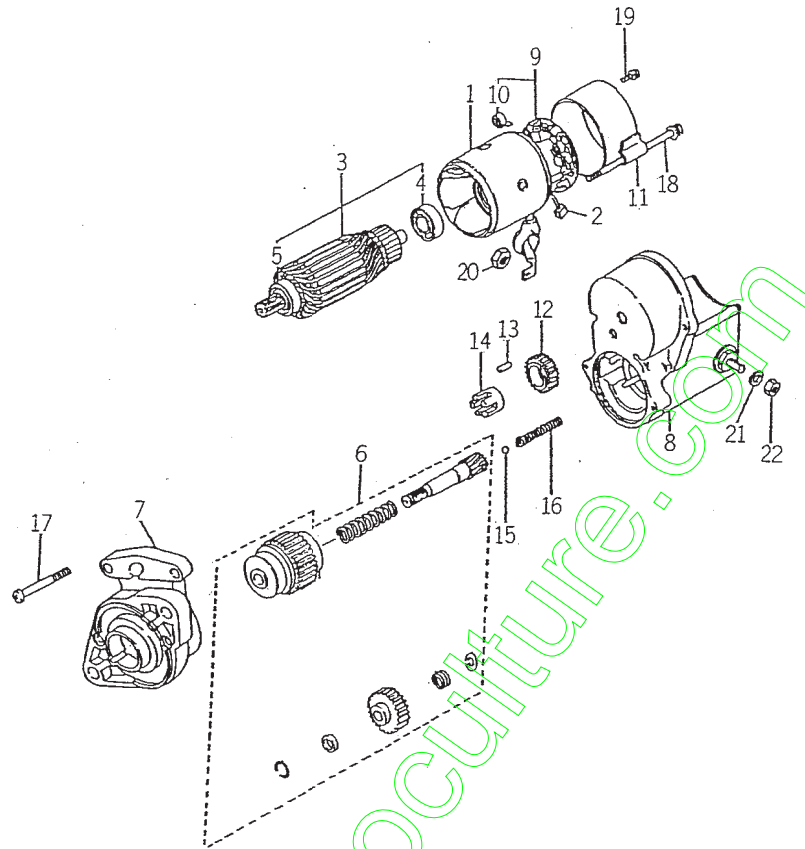
FIG. 26 COMPONENT PARTS FOR 6215 - 600 - 110 - 00 ON Fig.20



6215-6001

KEY	PART CODE	DESCRIPTION	QTY	TYPE OF MODEL		I T C	C O L	G R P	REMARKS
				E3100 807					
1	6215 - 619 - 027 - 00	SCREW/HOLLOW	1	*					
2	6215 - 619 - 010 - 00	WASHER/AIR BLEEDER	2	*					
3	6215 - 643 - 001 - 00	SPRING/DELIVERYVALVE	3	*					
4	6215 - 644 - 008 - 00	HOLDER/DELIVERY VALV	3	*					
5	6215 - 649 - 001 - 00	ORING	3	*					
6	6215 - 649 - 002 - 00	GASKET/DELIVERYVALVE	3	*					
7	6215 - 641 - 001 - 00	VALVE ASSY	3	*					
8	6215 - 611 - 001 - 00	HOUSING ASSY	1	*					
9	6215 - 631 - 001 - 00	ELEMENT ASSY	3	*					
10	6215 - 619 - 022 - 00	BOLT/WASHERHEAD	2	*					
11	6215 - 612 - 001 - 00	PLATE/ADJUSTING	2	*					
12	6215 - 629 - 001 - 00	PIN/INJECTIONPUMP	3	*					
13	6215 - 629 - 002 - 00	PLATE	1	*					
14	6215 - 622 - 001 - 00	TAPPET/INJECTIO ASSY	3	*					
15	6215 - 637 - 001 - 00	RACK/CONTROL ASSY	1	*					
16	6215 - 635 - 001 - 00	SLEEVE/PLUNGER	3	*					
17	6215 - 639 - 004 - 00	SEAT/SPRING/UPPER	3	*					
18	6215 - 634 - 001 - 00	SPRING/PUMPLUNGER	3	*					
19	6215 - 639 - 005 - 00	SEAT/SPRING/LOWER	3	*					
20	6215 - 629 - 003 - 00	PLATE/TAPPET/ADJUST	1	*					
21	6215 - 629 - 004 - 00	PLATE/TAPPET/ADJUST	1	*					
22	6215 - 629 - 005 - 00	PLATE/TAPPET/ADJUST	1	*					
23	6215 - 629 - 006 - 00	PLATE/TAPPET/ADJUST	1	*					
24	6215 - 629 - 007 - 00	PLATE/TAPPET/ADJUST	1	*					
25	6215 - 629 - 008 - 00	PLATE/TAPPET/ADJUST	1	*					

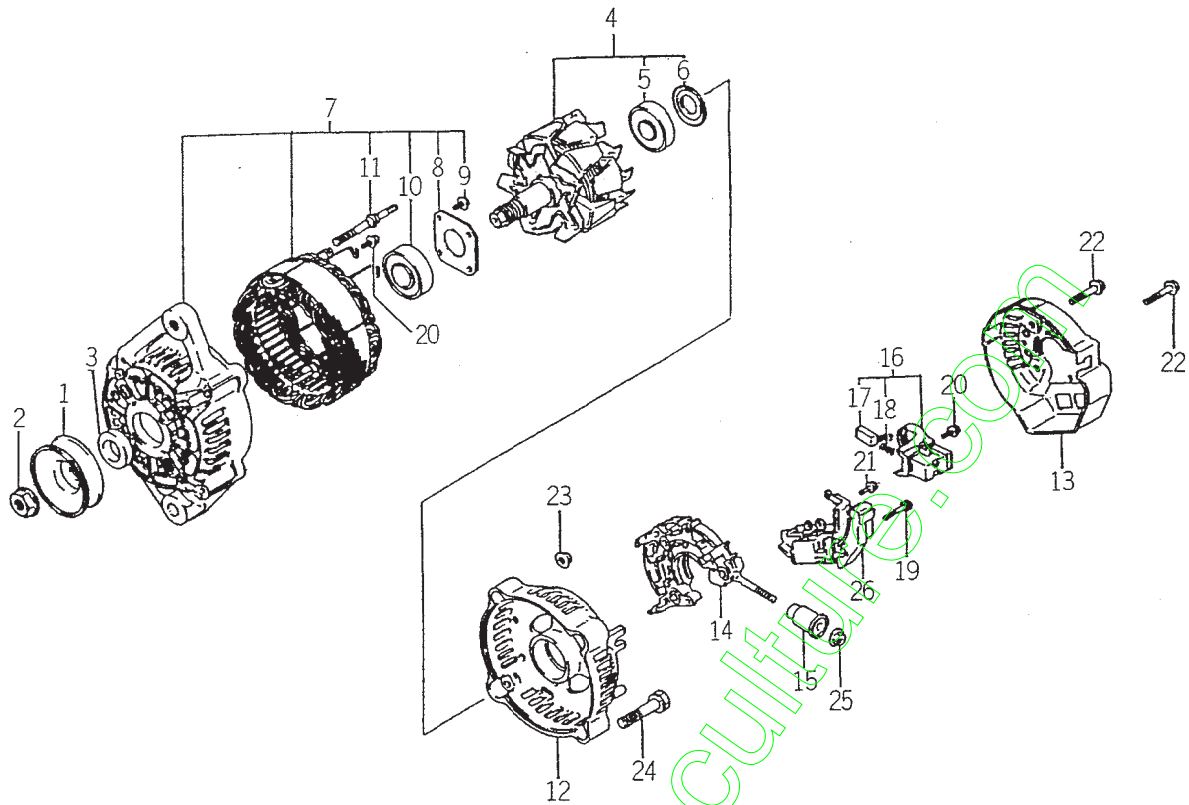
FIG. 27 COMPONENT PARTS FOR 6281 - 100 - 005 - 00 ON Fig.22



6281-1000

KEY	PART CODE	DESCRIPTION	QTY	TYPE OF MODEL		I T C	C O L	G R P	REMARKS
				E3100 B07					
1	6281 - 111 - 002 - 00	YOKE/STARTER	1	*					
2	6281 - 116 - 002 - 00	STARTER KIT	2	*					
3	6281 - 121 - 003 - 00	ARMATURE	1	*					
4	6281 - 129 - 010 - 00	BEARING,BALL	1	*					
5	6281 - 129 - 011 - 00	BEARING,BALL	1	*					
6	6281 - 124 - 001 - 00	STARTER KIT	1	*					
7	6281 - 129 - 020 - 00	HOUSING,STARTER ASSY	1	*					
8	6281 - 151 - 005 - 00	SWITCH,STARTER ASSY	1	*					
9	6281 - 118 - 002 - 00	HOLDER BRUSH ASSY	1	*					
10	6581 - 117 - 007 - 00	SPRING,BRUSH	4	*					
11	6281 - 115 - 005 - 00	FRAME,STARTER END	1	*					
12	6581 - 123 - 011 - 00	PINION,STARTER	1	*					
13	6581 - 129 - 099 - 00	RORA	5	*					
14	6581 - 129 - 100 - 00	RETAINER	1	*					
15	6581 - 129 - 092 - 00	BALL	1	*					
16	6581 - 129 - 096 - 00	SPRING	1	*					
17	6281 - 129 - 006 - 00	SCREW	2	*					
18	6281 - 129 - 008 - 00	BOLT/WS	2	*					
19	6281 - 129 - 009 - 00	SCREW/WS	2	*					
20	6909 - 111 - 508 - 00	NUT	1	*					
21	6909 - 150 - 508 - 00	WASHER	1	*					
22	6909 - 110 - 408 - 00	NUT/M8	1	*					

FIG. 28 COMPONENT PARTS FOR 6281 - 200 - 005 - 00 ON Fig.22



6281-2000

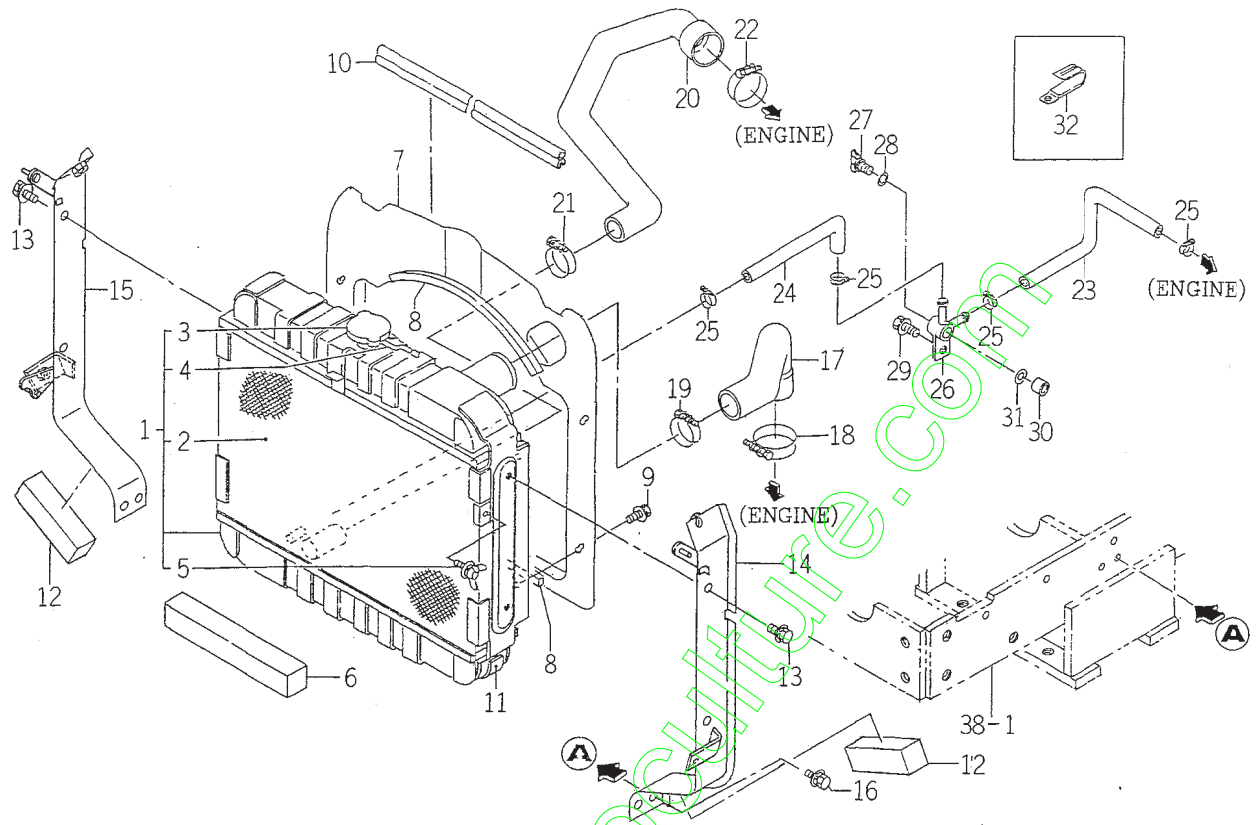
KEY	PART CODE	DESCRIPTION	QTY	TYPE OF MODEL		I T C	C O L	G R P	REMARKS
				E3100 B07					
1	6281 - 222 - 004 - 00	PULLEY	1	*					
2	6281 - 229 - 002 - 00	NUT	1	*					
3	6281 - 229 - 003 - 00	COLLOR	1	*					
4	6281 - 221 - 001 - 00	ROTOR ASSY	1	*					
5	6281 - 229 - 005 - 00	BEARING	1	*					
6	6281 - 229 - 004 - 00	COVER,BEARING	1	*					
7	6281 - 213 - 006 - 00	FRAME ASSY	1	*					
8	6281 - 229 - 006 - 00	PLATE	1	*					
9	6281 - 229 - 007 - 00	BOLT	4	*					
10	6281 - 229 - 009 - 00	BEARING	1	*					
11	6281 - 229 - 008 - 00	BOLT	2	*					
12	6281 - 214 - 003 - 00	FRAME	1	*					
13	6281 - 214 - 004 - 00	COVER	1	*					
14	6281 - 229 - 029 - 00	HOLDER ASSY	1	*					
15	6281 - 229 - 011 - 00	BUSH	1	*					
16	6281 - 217 - 001 - 00	HOLDER,BRUSH ASSY	1	*					
17	6281 - 215 - 001 - 00	BRUSH	2	*					
18	6281 - 216 - 001 - 00	SPRING	2	*					
19	6281 - 229 - 012 - 00	BOLT	2	*					
20	6281 - 229 - 013 - 00	BOLT	6	*					
21	6281 - 229 - 014 - 00	BOLT	1	*					
22	6281 - 229 - 015 - 00	BOLT	3	*					
23	6281 - 229 - 016 - 00	NUT	2	*					
24	6281 - 229 - 017 - 00	BOLT	2	*					
25	6281 - 229 - 018 - 00	NUT	1	*					

CHASSIS

www.emc-motoculture.com

CHASSIS

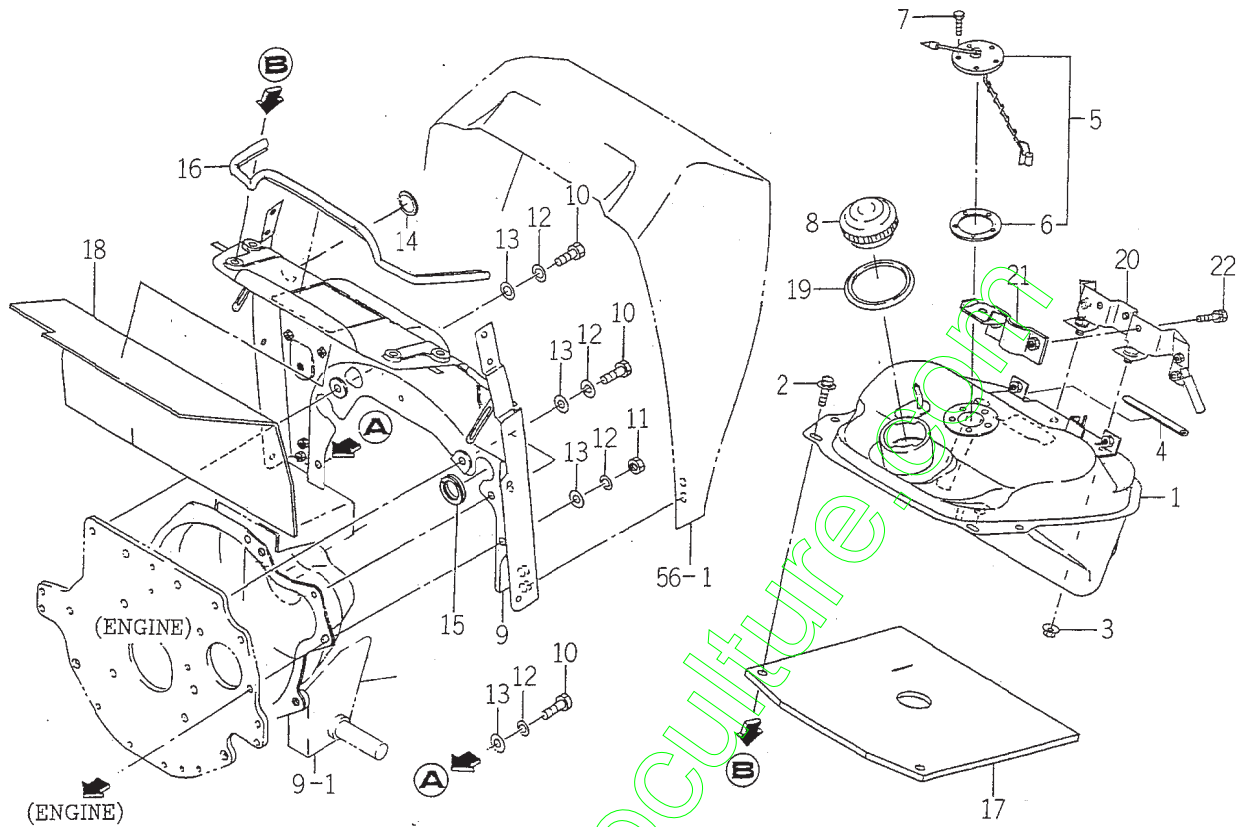
FIG. 1 RADIATOR SYSTEM



1683-102

KEY	PART CODE	DESCRIPTION	QTY	TYPE OF MODEL		I T C	C O L	G R P	REMARKS
				TM215H	TM217H				
1	1675 - 102 - 200 - 00	RADIATOR ASSY	1	*	*				
2	1637 - 102 - 202 - 00	NET/WIRE COMP	1	*	*				
3	1614 - 102 - 213 - 00	CAP	1	*	*				
4	1614 - 102 - 214 - 00	HOSE	1	*	*				
5	V273 - 360 - 601 - 20	BOLT/WING/SP	1	*	*				
6	1682 - 102 - 003 - 00	INSULATOR/15X20X420	1	*	*				
7	1683 - 102 - 002 - 00	SHROUD	1	*	*				
8	1675 - 102 - 002 - 00	INSULATOR	2	*	*				
9	V210 - 360 - 601 - 20	BOLT,SEMS	4	*	*				
10	1612 - 111 - 001 - 00	INSULATOR	1	*	*				
11	1612 - 102 - 005 - 00	INSULATOR	1	*	*				
12	1672 - 102 - 004 - 00	INSULATOR	2	*	*				
13	V211 - 360 - 801 - 60	BOLT,SEMS (SP)	4	*	*				
14	1683 - 102 - 200 - 20	PLATE/LH COMP	1	*	*				
15	1683 - 102 - 210 - 20	PLATE/RH COMP	1	*	*				
16	V211 - 360 - 801 - 60	BOLT,SEMS (SP)	4	*	*				
17	1675 - 102 - 004 - 00	HOSE/RADIATOR/INLET	1	*	*				
18	J061 - 236 - 044 - 00	CLAMP/WIRE/36 - 44	1	*	*				
19	J061 - 230 - 038 - 00	CLAMP/WIRE/30 - 38	1	*	*				
20	1675 - 102 - 006 - 00	HOSE/RADIATOR/OUTLET	1	*	*				
21	J061 - 224 - 032 - 00	CLAMP/WIRE/24 - 32	1	*	*				
22	J061 - 236 - 044 - 00	CLAMP/WIRE/36 - 44	1	*	*				
23	1682 - 102 - 004 - 00	HOSE/250	1	*	*				
24	1593 - 102 - 004 - 20	HOSE/210	1	*	*				
25	J061 - 210 - 015 - 00	CLAMP/WIRE/10 - 15	4	*	*				

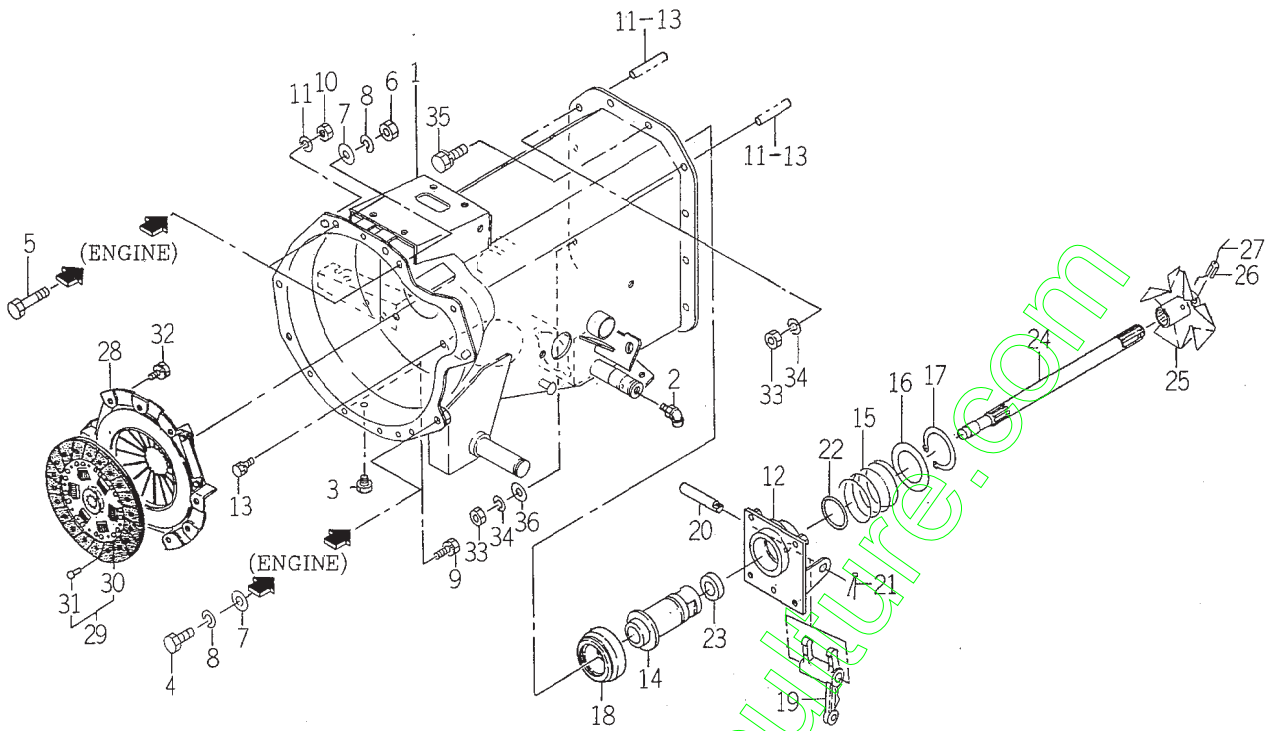
FIG. 6 FUEL TANK SYSTEM



1682-111

KEY	PART CODE	DESCRIPTION	QTY	TYPE OF MODEL		I T C	C O L	G R P	REMARKS
				TM215H	TM217H				
1	1672 - 111 - 200 - 00	TANK/FUEL COMP	1	*	*				
2	V211 - 360 - 801 - 60	BOLT,SEMS (SP)	2	*	*				
3	V363 - 260 - 008 - 00	NUT,LOCK/M8	2	*	*				
4	1672 - 111 - 002 - 00	PAD/120	1	*	*				
5	1672 - 111 - 210 - 10	GAUGE/FUEL ASSY	1	*	*				
6	1416 - 621 - 037 - 00	PACKING/RUBBER	1	*	*				
7	V200 - 260 - 501 - 0B	BOLT/SEAL	5	*	*				
8	1682 - 111 - 300 - 00	CAP/FUEL ASSY	1	*	*				
9	1682 - 111 - 210 - 00	BRACKET/TANK COMP	1	*	*				
10	V203 - 361 - 002 - 00	BOLT/M10X1.25X20	4	*	*				
11	V334 - 460 - 010 - 00	NUT/M10 7T P=1.25	1	*	*				
12	V401 - 160 - 010 - 00	WASHER,SP/M10	5	*	*				
13	V411 - 260 - 010 - 00	WASHER/M10	5	*	*				
14	1600 - 616 - 006 - 00	INSULATOR/75	1	*	*				
15	1612 - 690 - 001 - 00	INSULATOR/36	2	*	*				
16	1612 - 111 - 001 - 00	INSULATOR	1	*	*				
17	1612 - 111 - 002 - 10	INSULATOR	1	*	*				
18	1672 - 111 - 001 - 00	INSULATOR/TANK	1	*	*				
19	1560 - 111 - 003 - 20	COVER	1	*	*				
20	1612 - 111 - 230 - 10	BRACKET/TANK COMP	1	*	*				
21	1672 - 111 - 230 - 00	BRACKET/LEVER COMP	1	*	*				
22	V211 - 260 - 802 - 00	BOLT,SEMS (S)	2	*	*				

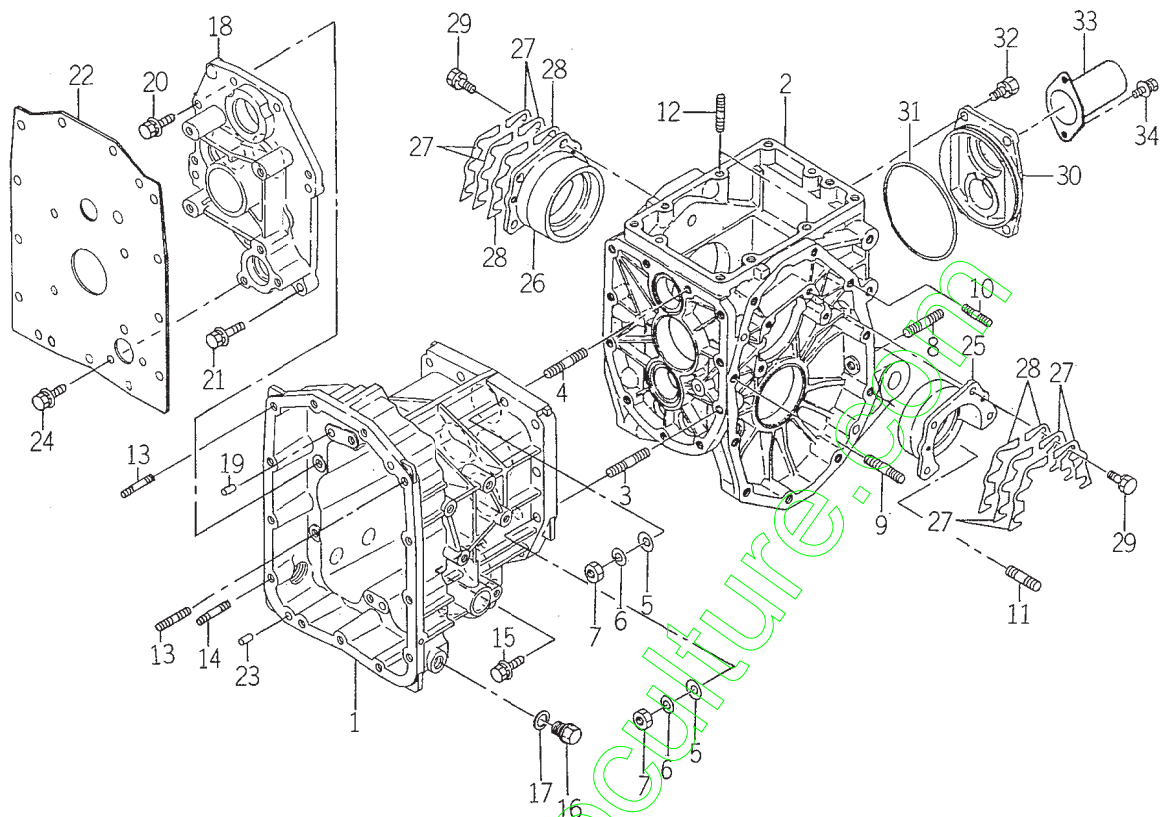
FIG. 9 CLUTCH SYSTEM



1683-120

KEY	PART CODE	DESCRIPTION	QTY	TYPE OF MODEL		I T C	C O L	G R P	REMARKS
				TM215H	TM217H				
1	1683 - 120 - 500 - 10	HOUSING/CLUTCH COMP	1	*	*				
2	V761 - 150 - 000 - 00	NIPPLE/GREASE	1	*	*				
3	1326 - 706 - 002 - 10	PLUG,DRAIN	1	*	*				
4	V201 - 361 - 202 - 50	BOLT/M12X25	2	*	*				
5	V201 - 361 - 204 - 00	BOLT/M12X40	2	*	*				
6	V304 - 460 - 012 - 00	NUT/M12	2	*	*				
7	V411 - 260 - 012 - 00	WASHER/M12	4	*	*				
8	V401 - 160 - 012 - 00	WASHER,SP/M12	4	*	*				
9	V211 - 260 - 801 - 60	BOLT,SEMS (S) M8X16	4	*	*				
10	V334 - 460 - 010 - 00	NUT/M10 7T P = 1.25	2	*	*				
11	V401 - 160 - 010 - 00	WASHER,SP/M10	2	*	*				
12	1672 - 120 - 220 - 00	HOLDER/SLEEVE COMP	1	*	*				
13	V211 - 260 - 801 - 60	BOLT,SEMS (S) M8X16	4	*	*				
14	1672 - 120 - 002 - 10	SLEEVE	1	*	*				
15	1672 - 120 - 003 - 00	SPRING/HC64	1	*	*				
16	1672 - 120 - 004 - 00	WASHER/46X70X2	1	*	*				
17	V706 - 140 - 045 - 00	RING/SNAP	1	*	*				
18	1491 - 120 - 001 - 00	BEARING,CLUTCH RS	1	*	*				
19	1435 - 122 - 002 - 00	FORK/RELEASE	1	*	*				
20	1672 - 120 - 006 - 00	PIN/12X75	1	*	*				
21	V500 - 163 - 002 - 00	PIN,SPLIT/3 X20	1	*	*				
22	V721 - 103 - 104 - 50	O - RING/G45	1	*	*				
23	V744 - 120 - 350 - 70	SEAL,OIL/TC20357	1	*	*				
24	1683 - 120 - 051 - 00	SHAFT/INPUT	1	*	*				
25	1683 - 120 - 530 - 10	FAN/HST COMP	1	*	*				

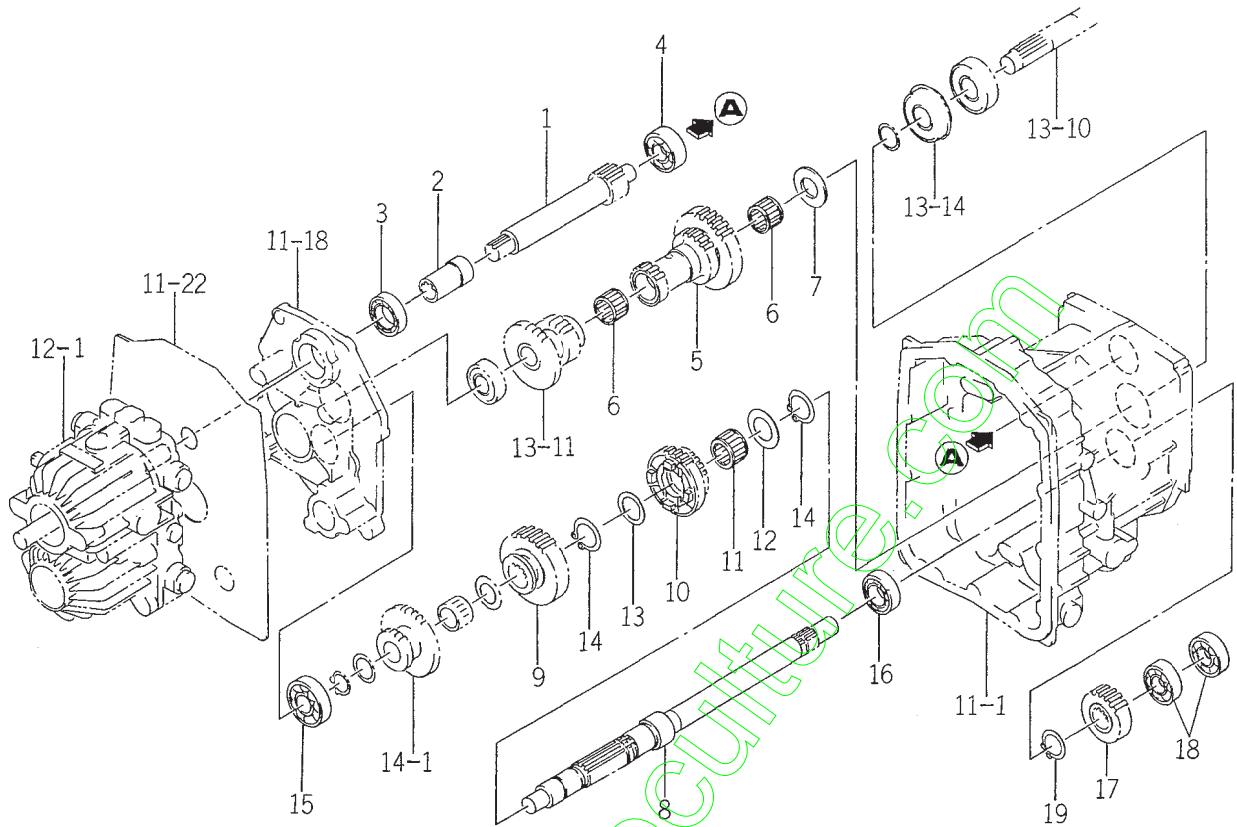
FIG. 11 TRANSMISSION CASE SYSTEM



1683-201

KEY	PART CODE	DESCRIPTION	QTY	TYPE OF MODEL		I T C	C O L	G R P	REMARKS
				TM215H	TM217H				
1	1683 - 201 - 051 - 00	CASE/TRANSMISSION/HIS	1	*	*				
2	1427 - 201 - 002 - 50	CASE/TRANSMISSION/RE	1	*	*				
3	V252 - 341 - 003 - 50	BOLT/M10X35	8	*	*				
4	V251 - 341 - 003 - 5C	BOLT/STUD/SEAL	2	*	*				
5	V411 - 260 - 010 - 00	WASHER/M10	10	*	*				
6	V401 - 160 - 010 - 00	WASHER,SP/M10	10	*	*				
7	V304 - 260 - 010 - 00	NUT	10	*	*				
8	V251 - 261 - 202 - 5C	BOLT/STUD/SEAL	2	*	*				
9	V252 - 261 - 004 - 00	BOLT/STUD	2	*	*				
10	V252 - 261 - 005 - 50	BOLT/M10X55	2	*	*				
11	V252 - 261 - 204 - 50	BOLT/M12X45	2	*	*				
12	V252 - 341 - 003 - 00	BOLT/STUD	2	*	*				
13	V252 - 341 - 002 - 00	BOLT/STUD	2	*	*				
14	V251 - 341 - 002 - 50	BOLT/STUD	1	*	*				
15	V211 - 661 - 005 - 00	BOLT/SP	1	*	*				
16	1427 - 201 - 007 - 00	PLUG,DRAIN	1	*	*				
17	1427 - 201 - 008 - 00	WASHER,SEAL/16	1	*	*				
18	1683 - 201 - 052 - 10	METAL/HST	1	*	*				
19	V523 - 101 - 002 - 40	PIN	2	*	*				
20	V211 - 661 - 003 - 50	BOLT/SP	6	*	*				
21	V211 - 661 - 004 - 00	BOLT/SP	1	*	*				
22	1683 - 201 - 053 - 10	PLATE/COVER	1	*	*				
23	1421 - 433 - 004 - 00	PIN,KNOCK	2	*	*				
24	V211 - 660 - 802 - 00	BOLT/8X20	2	*	*				
25	1427 - 201 - 012 - 00	METAL,DIFF - CASE LH	1	*	*				

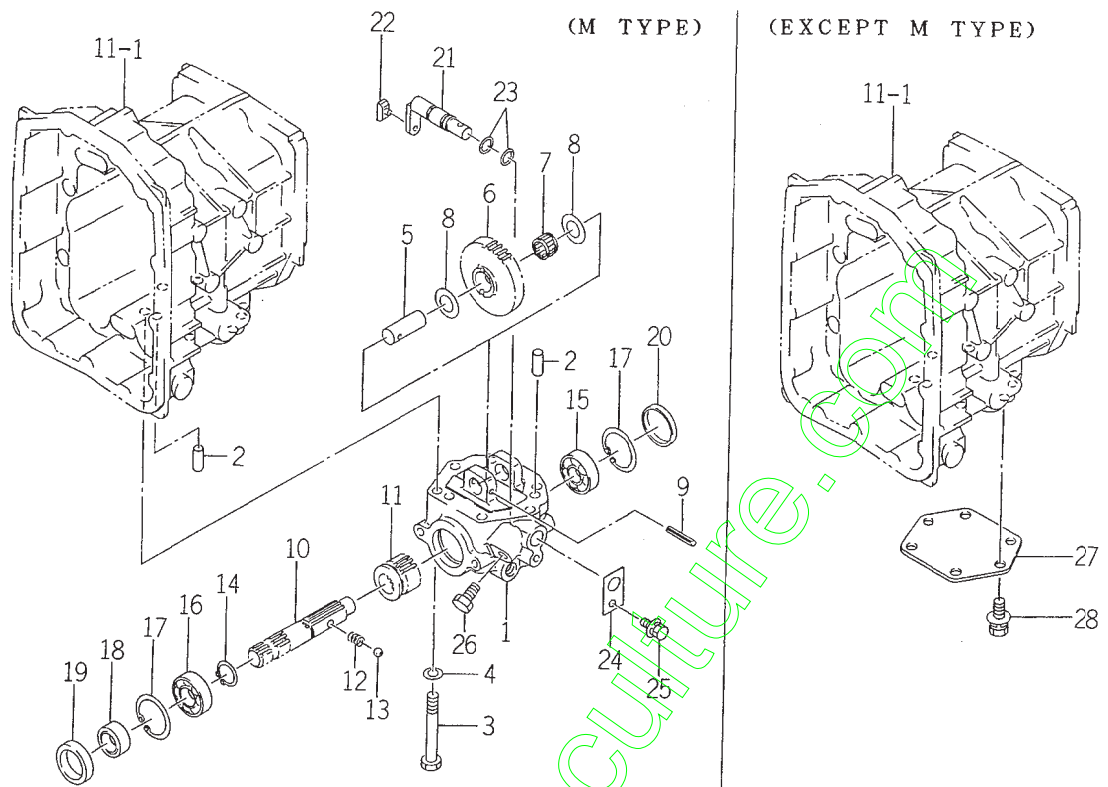
FIG. 18 PTO GEAR SYSTEM



1683-211A

KEY	PART CODE	DESCRIPTION	QTY	TYPE OF MODEL		I T C	C O L	G R P	REMARKS
				TM215H	TM217H				
1	1683 - 211 - 057 - 00	GEAR/SPUR/14	1	*	*				
2	1683 - 211 - 058 - 00	HUB/PTO/HST	1	*	*				
3	V600 - 110 - 600 - 60	BEARING,RB 6006	1	*	*				
4	V600 - 110 - 620 - 40	BEARING,RB /6204	1	*	*				
5	1683 - 211 - 051 - 00	GEAR/SPUR/18 - 25 - 35	1	*	*				
6	V654 - 425 - 322 - 40	BEARING_KT253224	2	*	*				
7	1435 - 203 - 001 - 00	COLLAR/25X46X3	1	*	*				
8	1683 - 211 - 052 - 20	SHAFT/DRIVE/PTO	1	*	*				
9	1683 - 211 - 053 - 10	GEAR/SPUR/32	1	*	*				
10	1683 - 211 - 054 - 00	GEAR/SPUR/24 - 30	1	*	*				
11	V654 - 430 - 382 - 40	BEARING,NR/KT303824	1	*	*				
12	1560 - 208 - 018 - 40	WASHER/30X46X2	1	*	*				
13	1544 - 322 - 002 - 00	WASHER/30X40X2	1	*	*				
14	V704 - 140 - 030 - 00	RING,SNAP/30 C	2	*	*				
15	V600 - 110 - 630 - 40	BEARING,RB/6304	1	*	*				
16	V600 - 110 - 620 - 50	BEARING,RB/6205	1	*	*				
17	1672 - 211 - 009 - 10	GEAR/SPUR/19	1	*	*				
18	V600 - 110 - 620 - 40	BEARING,RB/6204	2	*	*				
19	V704 - 140 - 025 - 00	RING,SNAP/25 C	1	*	*				

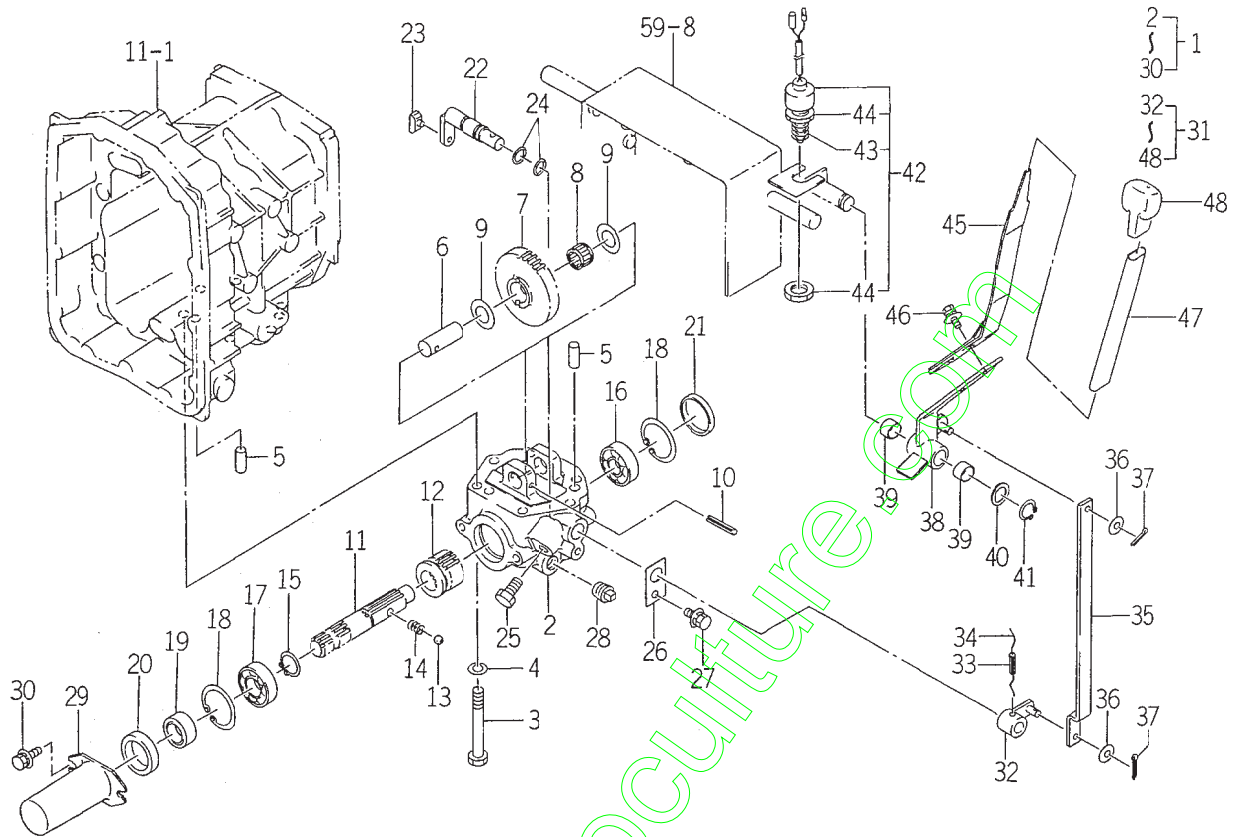
FIG. 22 MID PTO SYSTEM



1683-255

KEY	PART CODE	DESCRIPTION	QTY	TYPE OF MODEL		I T C	C O L	G R P	REMARKS
				TM215H	TM217H				
1	1682 - 255 - 201 - 00	CASE/PTO/MID	1	*	*				
2	V523 - 101 - 002 - 40	PIN	2	*	*				
3	V201 - 361 - 009 - 00	BOLT/M10X90	6	*	*				
4	V401 - 160 - 010 - 00	WASHER,SP/M10	6	*	*				
5	1682 - 255 - 203 - 00	PIN/20X51	1	*	*				
6	1682 - 255 - 202 - 00	GEAR/SPUR/34	1	*	*				
7	1682 - 255 - 002 - 00	BEARING/NEEDLE	1	*	*				
8	1480 - 212 - 003 - 00	COLLAR/21X36X1	2	*	*				
9	V580 - 140 - 604 - 00	PIN,SPRING/6 X40 W	1	*	*				
10	1682 - 255 - 204 - 00	SHAFT/PTO/MID	1	*	*				
11	1682 - 255 - 205 - 10	GEAR/SPUR/15	1	*	*				
12	1302 - 225 - 003 - 00	SPRING,SHIFTER	1	*	*				
13	V682 - 200 - 001 - 00	BALL	1	*	*				
14	V704 - 140 - 025 - 00	RING,SNAP/25 C	1	*	*				
15	V600 - 110 - 630 - 40	BEARING,RB/6304	1	*	*				
16	V600 - 110 - 620 - 50	BEARING,RB/6205	1	*	*				
17	V705 - 140 - 052 - 00	RING,SNAP/52 C	2	*	*				
18	1427 - 212 - 003 - 20	SLEEVE	1	*	*				
19	V744 - 135 - 520 - 80	SEAL,OIL/TC35528	1	*	*				
20	3625 - 701 - 003 - 00	CAP,BLANK/52	1	*	*				
21	1682 - 255 - 210 - 30	ARM/SHIFT/MID COMP	1	*	*				
22	2703 - 101 - 020 - 00	COLLAR,SHIFTER	1	*	*				
23	V720 - 102 - 401 - 40	O - RING/P14	2	*	*				
24	1620 - 255 - 208 - 00	PLATE/1/30X50	1	*	*				
25	V211 - 360 - 801 - 60	BOLT,SEMS (SP)	1	*	*				

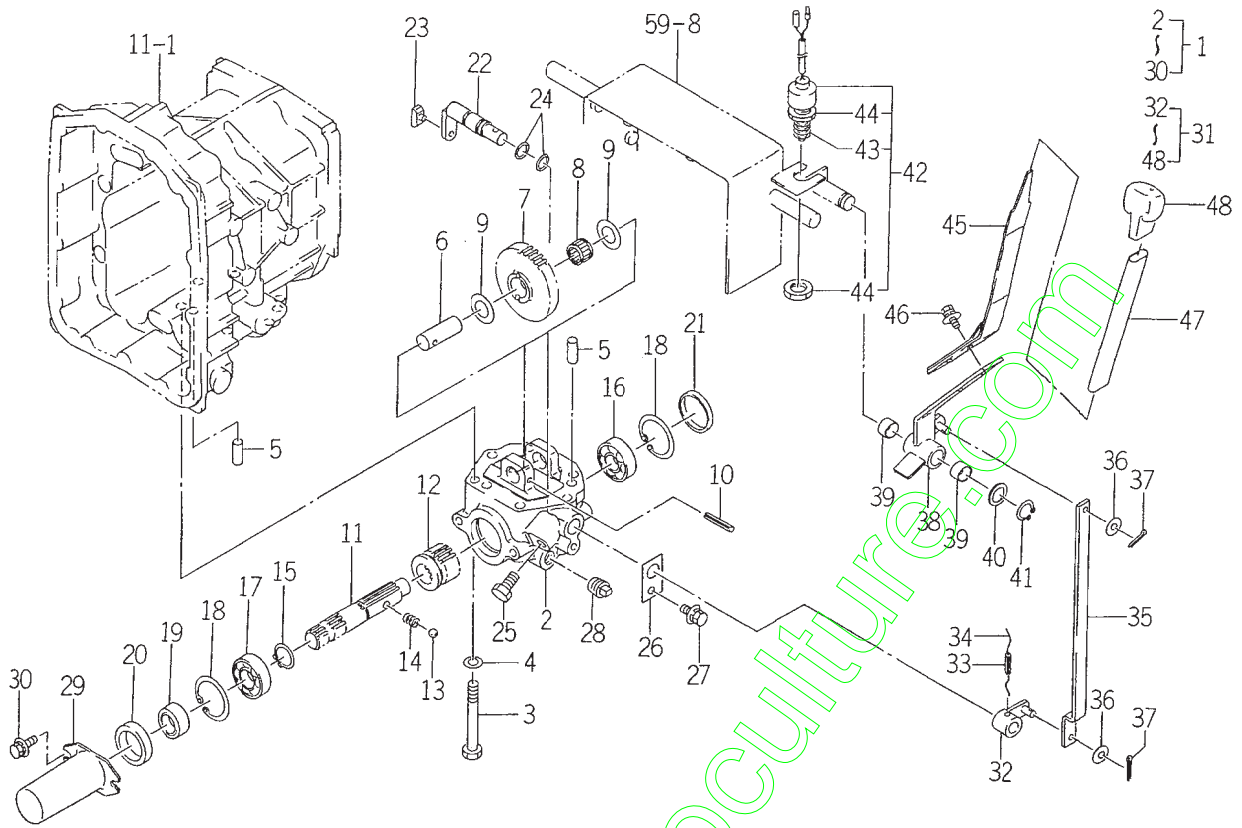
FIG. 23 MID PTO SET (EXCEPT M TYPE) (OPTION)



1683-255Z

KEY	PART CODE	DESCRIPTION	QTY	TYPE OF MODEL		I T C	C O L	G R P	REMARKS
				TM215H	TM217H				
1	1683 - 255 - 510 - 00	PTO/MID/HST SET	1	T	T				
2	1682 - 255 - 201 - 00	CASE/PTO/MID	1	T	T				
3	V201 - 361 - 009 - 00	BOLT/M10X90	6	T	T				
4	V401 - 160 - 010 - 00	WASHER,SP/M10	6	T	T				
5	V523 - 101 - 002 - 40	PIN	2	T	T				
6	1682 - 255 - 203 - 00	PIN/20X51	1	T	T				
7	1682 - 255 - 202 - 00	GEAR/SPUR/34	1	T	T				
8	1682 - 255 - 002 - 00	BEARING/NEEDLE	1	T	T				
9	1480 - 212 - 003 - 00	COLLAR/21X36X1	2	T	T				
10	V580 - 140 - 604 - 00	PIN,SPRING/6 X40 W	1	T	T				
11	1682 - 255 - 204 - 00	SHAFT/PTO/MID	1	T	T				
12	1682 - 255 - 205 - 10	GEAR/SPUR/15	1	T	T				
13	V682 - 200 - 001 - 00	BALL	1	T	T				
14	1302 - 225 - 003 - 00	SPRING,SHIFTER	1	T	T				
15	V704 - 140 - 025 - 00	RING,SNAP/25 C	1	T	T				
16	V600 - 110 - 630 - 40	BEARING,RB/6304	1	T	T				
17	V600 - 110 - 620 - 50	BEARING,RB/6205	1	T	T				
18	V705 - 140 - 052 - 00	RING,SNAP/52 C	2	T	T				
19	1427 - 212 - 003 - 20	SLEEVE	1	T	T				
20	V744 - 135 - 520 - 80	SEAL,OIL/TC35528	1	T	T				
21	3625 - 701 - 003 - 00	CAP,BLANK/52	1	T	T				
22	1682 - 255 - 210 - 30	ARM/SHIFT/MID COMP	1	T	T				
23	2703 - 101 - 020 - 00	COLLAR,SHIFTER	1	T	T				
24	V720 - 102 - 401 - 40	O - RING/P14	2	T	T				
25	V203 - 261 - 202 - 00	BOLT/M12X20	1	T	T				

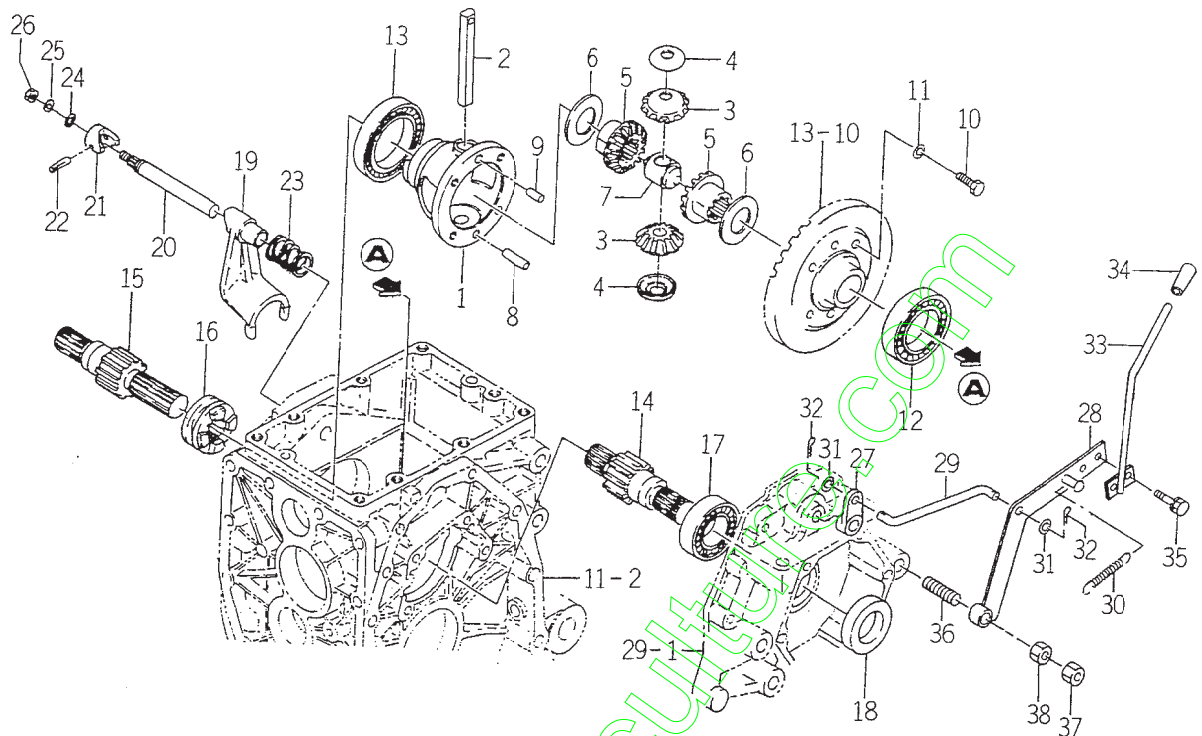
FIG. 23 MID PTO SET (EXCEPT M TYPE) (OPTION)



1683-255Z

KEY	PART CODE	DESCRIPTION	QTY	TYPE OF MODEL		I T C	C O L	G R P	REMARKS
				TM215H	TM217H				
26	1620 - 255 - 208 - 00	PLATE/1/30X50	1	T	T				
27	V211 - 360 - 801 - 60	BOLT,SEMS (SP)	1	T	T				
28	V781 - 160 - 000 - 6B	PLUG/SCREW/SEAL	1	T	T				
29	1444 - 314 - 009 - 10	CAP,PTO SHAFT	1	T	T				
30	V210 - 360 - 602 - 00	BOLT/SP	2	T	T				
31	1683 - 255 - 600 - 00	LEVER/MID/HST SET	1	T	T				
32	1683 - 265 - 510 - 00	ARM/SHIFT/MID COMP	1	T	T				
33	V580 - 140 - 602 - 50	PIN,SPRING /6 X25 W	1	T	T				
34		WIRE	1	T	T				
35	1683 - 265 - 051 - 00	PLATE/Z/19X326	1	T	T				
36	V411 - 260 - 008 - 00	WASHER,PL/M 8	2	T	T				
37	V500 - 163 - 002 - 00	PIN,SPLIT/3 X20	2	T	T				
38	1683 - 265 - 500 - 10	ARM/MID COMP	1	T	T				
39	3668 - 612 - 001 - 00	BUSH	2	T	T				
40	2144 - 419 - 022 - 00	WASHER/18X26X02	1	T	T				
41	V704 - 140 - 018 - 00	RING,SNAP/18 C	1	T	T				
42	1575 - 623 - 250 - 00	SWITCH/PUSH ASSY	1	T	T				
43	1491 - 623 - 223 - 00	BOOT	1	T	T				
44	1491 - 623 - 222 - 00	NUT/M20	2	T	T				
45	1672 - 208 - 220 - 00	LEVER/SUB COMP	1	T	T				
46	V211 - 360 - 801 - 60	BOLT,SEMS (SP)	2	T	T				
47	1672 - 208 - 001 - 00	INSULATOR/LEVER/SUB	1	T	T				
48	1614 - 262 - 003 - 00	GRIP/SJB	1	T	T				

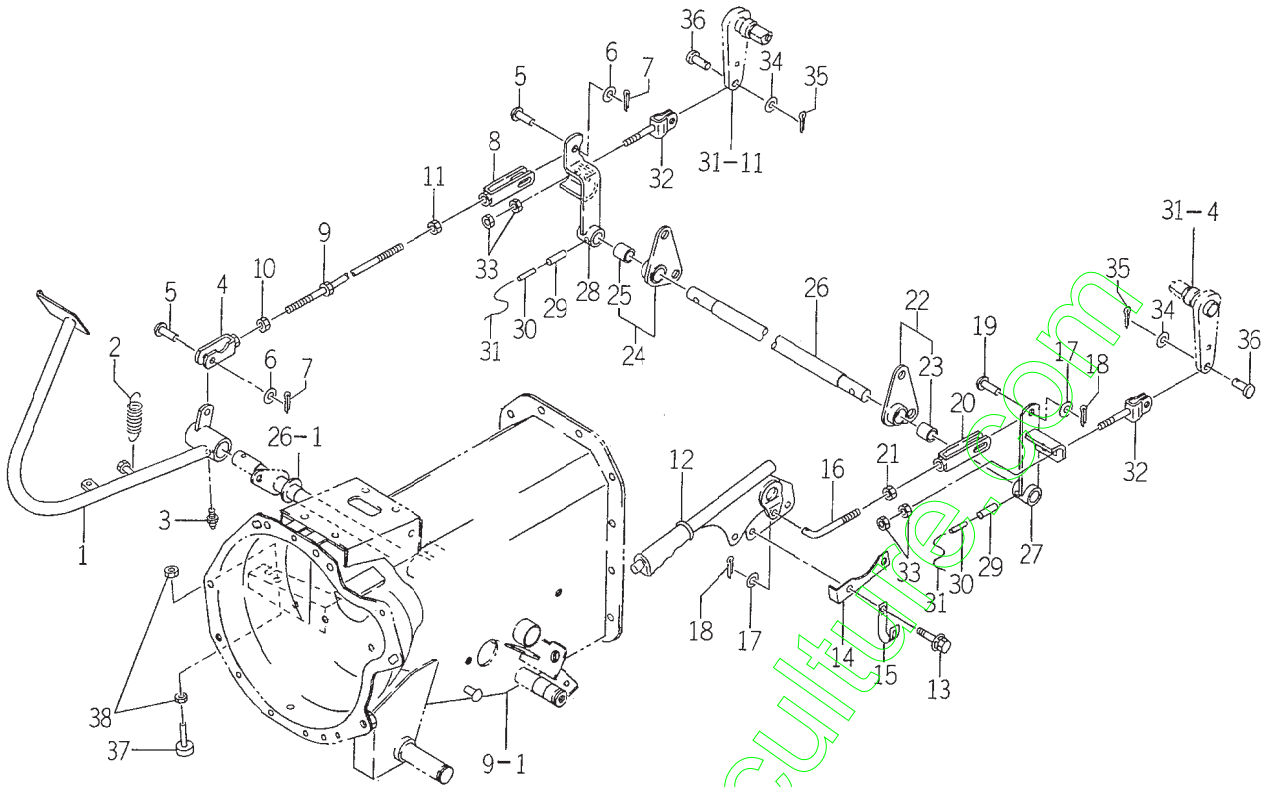
FIG. 28 DIFF SYSTEM



1683-501

KEY	PART CODE	DESCRIPTION	QTY	TYPE OF MODEL		I T C	C O L	G R P	REMARKS
				TM215H	TM217H				
1	1427 - 301 - 002 - 20	CASE,DIFF	1	*	*				
2	1444 - 411 - 006 - 00	SHAFT,DIFF. PINION	1	*	*				
3	1427 - 301 - 004 - 00	PINION,DIFF /12T	2	*	*				
4	1427 - 301 - 005 - 00	COLLAR,PINION THRUST	2	*	*				
5	1427 - 301 - 006 - 00	GEAR,DIFF - SIDE /14T	2	*	*				
6	1427 - 301 - 007 - 00	COLLAR,THRUST	2	*	*				
7	1427 - 301 - 009 - 00	HOLDER,PINION SHAFT	1	*	*				
8	1672 - 301 - 002 - 00	PIN	1	*	*				
9	V522 - 100 - 801 - 60	PIN	1	*	*				
10	1544 - 304 - 006 - 10	BOLT /M8X25	4	*	*				
11	V401 - 160 - 008 - 00	WASHER,SP /M 8	4	*	*				
12	V600 - 110 - 600 - 90	BEARING,RB /6009	1	*	*				
13	V600 - 110 - 601 - 00	BEARING,RB /6010	1	*	*				
14	1427 - 301 - 011 - 10	PINION,WHEEL /11.L	1	*	*				
15	1427 - 301 - 012 - 10	PINION,WHEEL /11.R	1	*	*				
16	1427 - 301 - 013 - 10	CLUTCH,DIFF - LOCK	1	*	*				
17	V600 - 110 - 620 - 60	BEARING,RB /6206	2	*	*				
18	V744 - 130 - 450 - 80	SEAL,OIL /TC30458	2	*	*				
19	1427 - 301 - 014 - 10	FORK /SHIFT /DIFFLOCK	1	*	*				
20	1427 - 301 - 015 - 00	STAY,SHIFTER	1	*	*				
21	1427 - 301 - 016 - 00	CAM,DIFF - LOCK	1	*	*				
22	V530 - 240 - 502 - 40	PIN /SLITTED	1	*	*				
23	1427 - 301 - 018 - 00	SPRING,PRESS /40	1	*	*				
24	V720 - 102 - 401 - 00	O - RING /P10A	1	*	*				
25	V401 - 160 - 010 - 00	WASHER,SP /M10	1	*	*				

FIG. 32 HST BRAKE SYSTEM

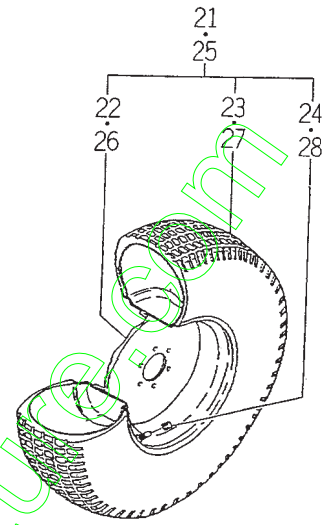
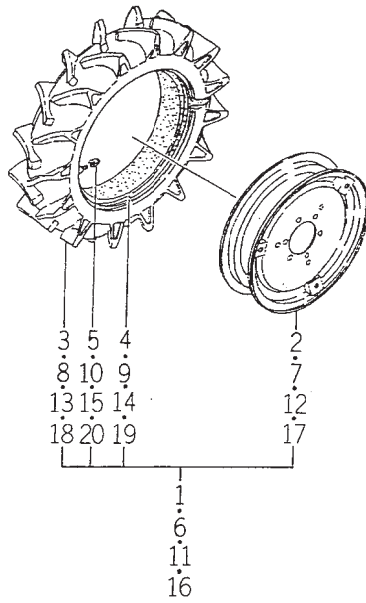


1683-312

KEY	PART CODE	DESCRIPTION	QTY	TYPE OF MODEL		I T C	C O L	G R P	REMARKS
				TM215H	TM217H				
1	1683 - 312 - 510 - 40	PEDAL/BRAKE COMP	1	*	*				
2	1105 - 410 - 003 - 00	SPRING/HE067	1	*	*				
3	V763 - 150 - 000 - 00	NIPPLE,GREASE/PT1/8	1	*	*				
4	1415 - 312 - 500 - 00	YOKE,LH	1	*	*				
5	1404 - 312 - 006 - 00	PIN,YOKE A	2	*	*				
6	V411 - 260 - 008 - 00	WASHER,PL/M 8	2	*	*				
7	V500 - 162 - 002 - 00	PIN,SPLIT/2 X20	2	*	*				
8	1510 - 328 - 260 - 00	YOKE COMP	1	*	*				
9	1683 - 312 - 570 - 00	ROD/BRAKE COMP	1	*	*				
10	1560 - 132 - 007 - 30	NUT/M8	1	*	*				
11	V304 - 260 - 008 - 00	NUT/M 8	1	*	*				
12	1682 - 312 - 260 - 00	LEVER/PARKING COMP	1	*	*				
13	V211 - 360 - 802 - 50	BOLT,SEMS	2	*	*				
14	1683 - 312 - 002 - 00	STOPPER/PARKING	1	*	*				
15	1425 - 621 - 004 - 00	CLAMP,HARNES	1	*	*				
16	1683 - 312 - 003 - 00	ROD/80	1	*	*				
17	V411 - 260 - 008 - 00	WASHER,PL/M 8	2	*	*				
18	V500 - 162 - 002 - 00	PIN,SPLIT/2 X20	2	*	*				
19	1404 - 312 - 006 - 00	PIN,YOKE A	1	*	*				
20	1510 - 328 - 260 - 00	YOKE COMP	1	*	*				
21	V304 - 260 - 008 - 00	NUT/M 8	1	*	*				
22	1682 - 312 - 300 - 00	HOLDER/SHAFT/LH ASSY	1	*	*				
23	3668 - 612 - 001 - 00	BUSH	1	*	*				
24	1682 - 312 - 310 - 00	HOLDER/SHAFT/RH ASSY	1	*	*				
25	3668 - 612 - 001 - 00	BUSH	1	*	*				

FIG. 33 REAR WHEEL SYSTEM (OPTION)

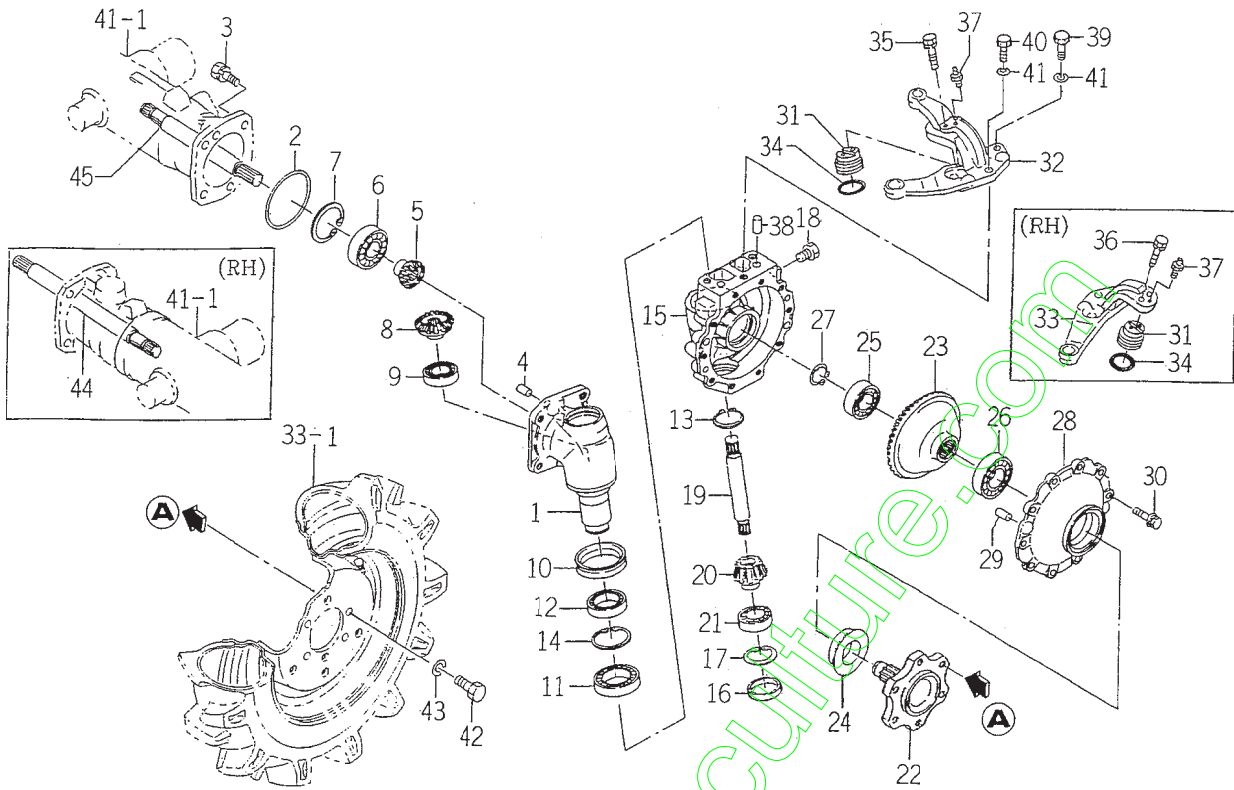
(KEY 1~10 FOR TM215H)
 (KEY 11~20 FOR TM217H)



1434-517A

KEY	PART CODE	DESCRIPTION	QTY	TYPE OF MODEL		I T C	C O L	G R P	REMARKS
				TM215H	TM217H				
1	1434 - 317 - 230 - 00	TIRE,LW - LUG L8 - 16 4P	1	T			6G		
2	1434 - 317 - 201 - 10	WHEEL/16X5JA COMP	1	T			6G		
3	V888 - 240 - 081 - 60	TIRE/4P 8 - 16	1	T					
4	V889 - 000 - 081 - 60	TUBE/ 8 - 16	1	T					
5	V999 - 200 - 003 - 00	CAP,TIRE VALVE	1	T					
6	1434 - 317 - 240 - 00	TIRE,LW - LUG R8 - 16 4P	1	T			6G		
7	1434 - 317 - 201 - 10	WHEEL/16X5JA COMP	1	T			6G		
8	V888 - 240 - 081 - 60	TIRE/4P 8 - 16	1	T					
9	V889 - 000 - 081 - 60	TUBE/ 8 - 16	1	T					
10	V999 - 200 - 003 - 00	CAP,TIRE VALVE	1	T					
11	1435 - 317 - 230 - 01	TIRE,LW - LUG/L ASSY	1		T		6G		
12	1435 - 317 - 201 - 10	WHEEL/18XW6 COMP	1		T		6G		
13	V888 - 240 - 081 - 80	TIRE/4P 8 - 18	1		T				
14	V889 - 000 - 081 - 80	TUBE/ 8 - 18	1		T				
15	V999 - 200 - 003 - 00	CAP,TIRE VALVE	1		T				
16	1435 - 317 - 240 - 01	TIRE,LW - LUG/R ASSY	1		T		6G		
17	1435 - 317 - 201 - 10	WHEEL/18XW6 COMP	1		T		6G		
18	V888 - 240 - 081 - 80	TIRE/4P 8 - 18	1		T				
19	V889 - 000 - 081 - 80	TUBE/ 8 - 18	1		T				
20	V999 - 200 - 003 - 00	CAP,TIRE VALVE	1		T				
21	1434 - 317 - 280 - 01	TIRE,TURF/L ASSY	1	T	T		6G		
22	1434 - 317 - 290 - 01	WHEEL/15X10LB COMP	1	T	T		6G		
23	1434 - 317 - 281 - 00	TIRE,TURF29X12.00X15	1	T	T				
24	V999 - 200 - 003 - 00	CAP,TIRE VALVE	1	T	T				
25	1434 - 317 - 300 - 01	TIRE,TURF/R ASSY	1	T	T		6G		

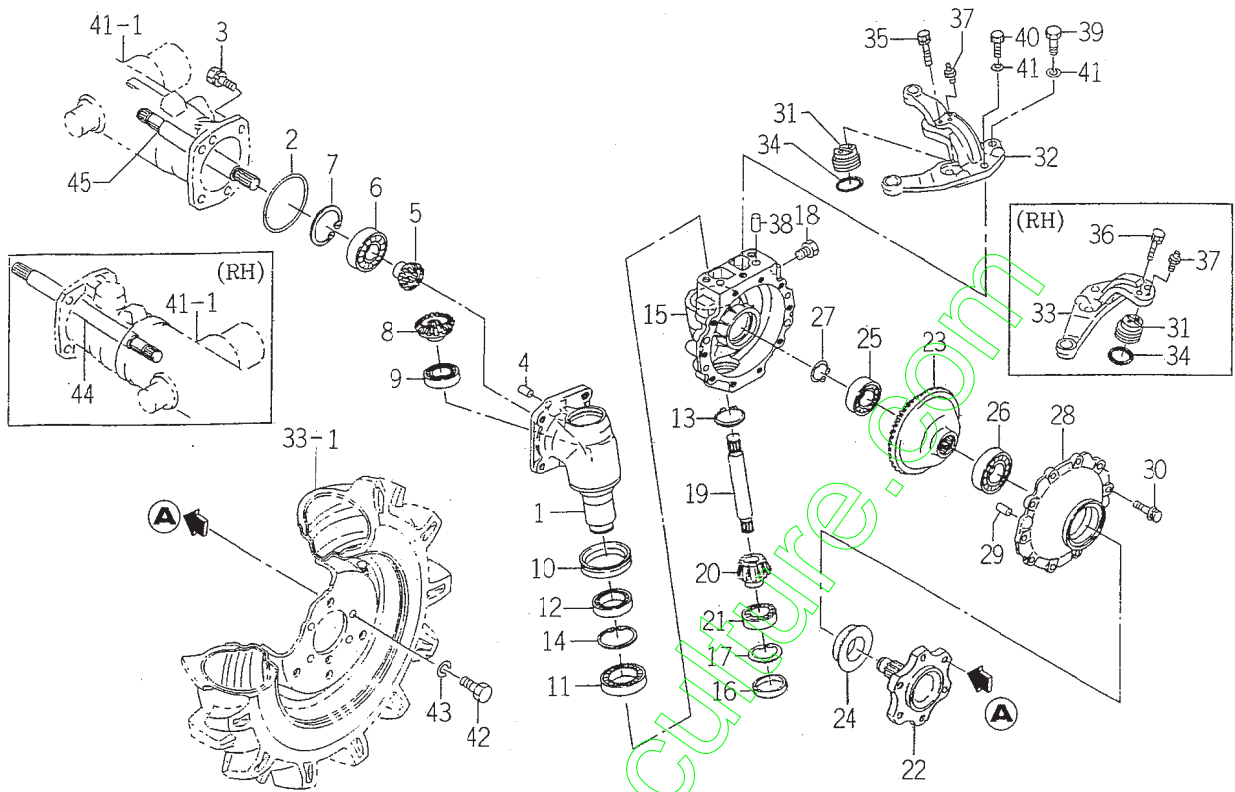
FIG. 42 FINAL GEAR,FINAL DRIVE SHAFT SYSTEM



1682-434

KEY	PART CODE	DESCRIPTION	QTY	TYPE OF MODEL		I T C	C O L	G R P	REMARKS
				TM215H	TM217H				
1	1682 - 434 - 001 - 20	CASE/FINAL	2	*	*				
2	V721 - 103 - 109 - 00	O - RING/G90	2	*	*				
3	V211 - 561 - 003 - 00	BOLT/M10X30	8	*	*				
4	V523 - 101 - 002 - 40	PIN	4	*	*				
5	1672 - 434 - 002 - 00	GEAR/BEVEL/11	2	*	*				
6	V600 - 110 - 630 - 50	BEARING,RB/6305	2	*	*				
7	V707 - 140 - 062 - 00	RING/SNAP	2	*	*				
8	1672 - 434 - 003 - 00	GEAR/BEVEL/15	2	*	*				
9	V600 - 110 - 600 - 50	BEARING,RB/6005	2	*	*				
10	1488 - 413 - 023 - 10	SEAL,OIL	2	*	*				
11	V600 - 110 - 690 - 70	BEARING	2	*	*				
12	V600 - 110 - 600 - 80	BEARING,RB/6008	2	*	*				
13	V704 - 140 - 035 - 00	RING,SNAP/35 C	2	*	*				
14	V707 - 140 - 055 - 00	RING/SNAP	2	*	*				
15	1612 - 434 - 004 - 20	CASE/FINAL	2	*	*				
16	1564 - 201 - 003 - 00	CAP/SEAL/47	2	*	*				
17	V705 - 140 - 047 - 00	RING,SNAP/47 C	2	*	*				
18	7955 - 201 - 026 - 00	PLUG,DRAIN (1/4)	4	*	*				
19	1612 - 434 - 006 - 00	SHAFT	2	*	*				
20	1612 - 434 - 007 - 00	GEAR/BEVEL/12	2	*	*				
21	V600 - 110 - 600 - 50	BEARING,RB/6005	2	*	*				
22	1546 - 434 - 001 - 10	SHAFT,FRONT WHEEL	2	*	*				
23	1612 - 434 - 008 - 00	GEAR/BEVEL/47	2	*	*				
24	1491 - 434 - 017 - 00	SEAL/QLNY35571116	2	*	*				
25	V600 - 110 - 620 - 50	BEARING,RB/6205	2	*	*				

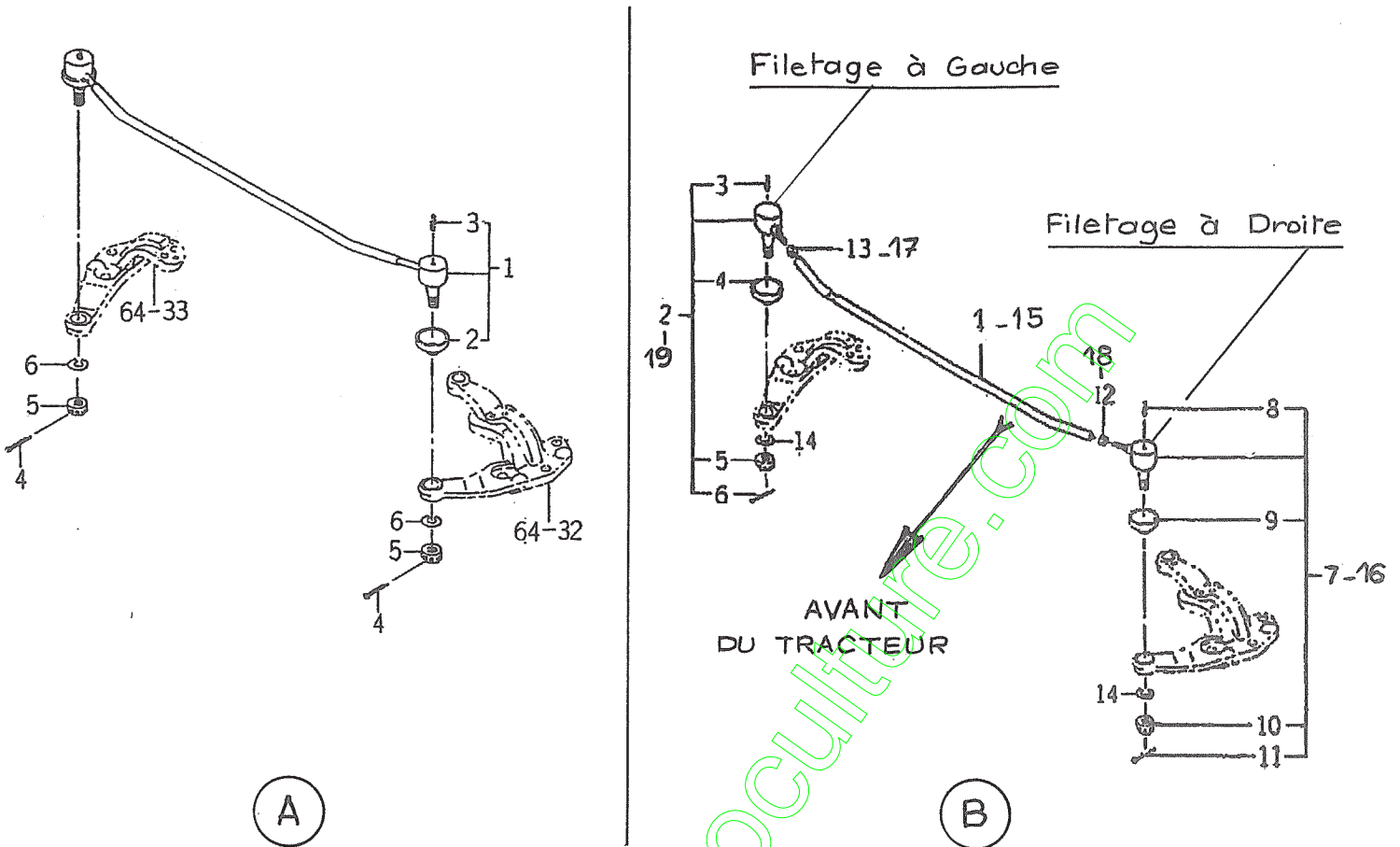
FIG. 42 FINAL GEAR,FINAL DRIVE SHAFT SYSTEM



1682-434

KEY	PART CODE	DESCRIPTION	QTY	TYPE OF MODEL		I T C	C O L	G R P	REMARKS
				TM215H	TM217H				
26	V600 - 110 - 620 - 60	BEARING,RB/6206	2	*	*				
27	V704 - 140 - 025 - 00	RING,SNAP/25 C	2	*	*				
28	1612 - 434 - 009 - 00	COVER/WHEEL	2	*	*				
29	V523 - 101 - 002 - 40	PIN	4	*	*				
30	V211 - 360 - 802 - 50	BOLT,SEMS	20	*	*				
31	1682 - 434 - 006 - 30	PIN /47X19	2	*	*				
32	1682 - 434 - 004 - 20	ARM/ KNUCKLE/LH	1	*	*				
33	1682 - 434 - 005 - 30	ARM/ KNUCKLE/RH	1	*	*				
34	V720 - 103 - 504 - 10	O - RING /P41	2	*	*				
35	V211 - 560 - 802 - 50	BOLT,SEMS/M8X25 7T	2	*	*				
36	V211 - 560 - 802 - 00	BOLT/M8X20	2	*	*				
37	V760 - 150 - 000 - 00	NIPPLE,GREASE	2	*	*				
38	V523 - 101 - 002 - 40	PIN	4	*	*				
39	V201 - 361 - 003 - 00	BOLT/M10X30	4	*	*				
40	V201 - 361 - 003 - 0B	BOLT/SEAL	2	*	*				
41	V401 - 160 - 010 - 00	WASHER,SP/M10	6	*	*				
42	V201 - 361 - 202 - 50	BOLT/M12X25	8	*	*				
43	V401 - 160 - 012 - 00	WASHER,SP/M12	8	*	*				
44	1617 - 435 - 002 - 00	SHAFT	1	*	*				
45	1614 - 435 - 004 - 00	SHAFT	1	*	*				

FIG. 43 TIE ROD SYSTEM



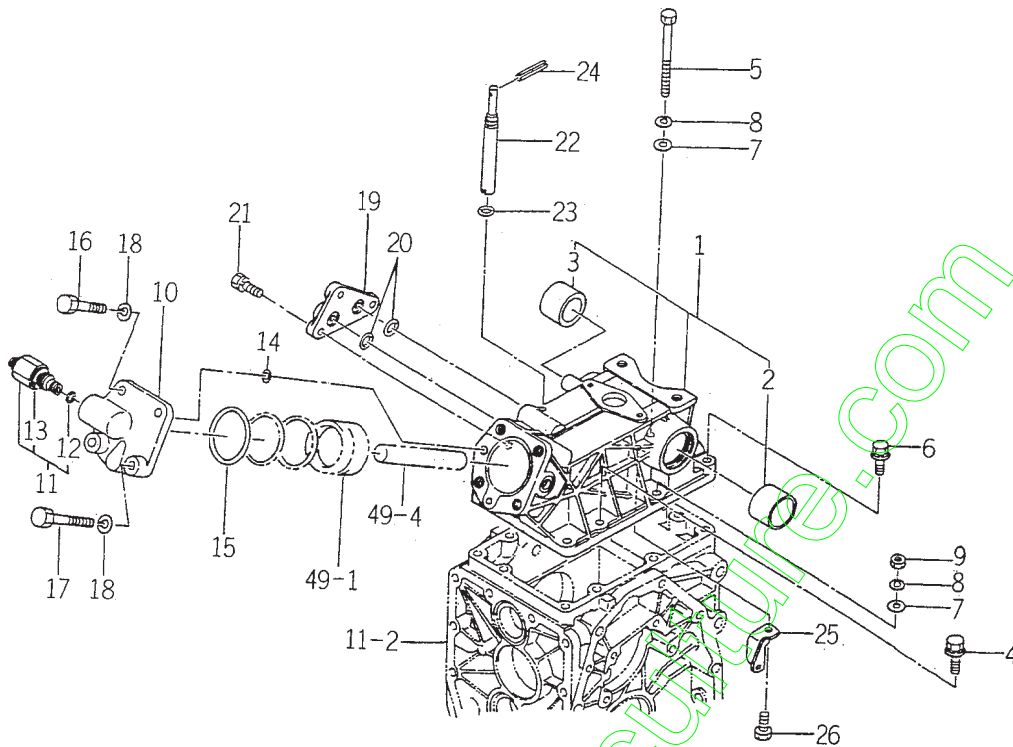
(A)

(B)

1682-436

KEY	PART CODE	DESCRIPTION	S P C	TYPE OF MODEL		I T C	C O L	G R P	REMARKS
				TM223					
1	1682-436-210-00	ROD/TIE ASSY	*	1					A
2	1427-406-018-00	COVER, DUST	*	2					
3	V760-150-000-00	NIPPLE, GREASE	*	2					
4	V500-162-002-50	PIN, SPLIT/2 X25	*	2					
5	V327-262-110-00	NUT/M10X1.25	*	2					
6	V401-160-010-00	WASHER, SP/M10	*	2					
1	1683 436 2010 0	Barre d'accouplement		1					Ø 12
2	1427 433 2401 0	Rotule G.		1					
3	1404 402 0050 0	Graisneur		1					
4	1427 433 0250 0	Pare - poussière		1					
5	V327 262 1100 0	Ecrou à créneaux		1					
6	V500 162 5025 0	Goupille fendue		1					
7	1427 433 2501 0	Rotule D.		1					
8	1404 402 0050 0	Graisneur		1					
9	1427 433 0250 0	Pare - poussière		1					B
10	V327 262 1100 0	Ecrou à créneaux		1					
11	V500 162 5025 0	Goupille fendue		1					
12	1427 433 0220 0	Ecrou M12		1					
13	1427 433 0230 0	Ecrou M12 à G		1					
14	V401 160 0100 0	Rondelle -frein		2					
15	1685 436 2010 0	Barre d'accouplement		1					Ø 17
16	1421 400 0550 1	Rotule D		1					
17	1421 403 0020 0	Ecrou à G		1					
18	1421 403 0010 0	Ecrou		1					
19	1421 400 0541 0	Rotule G		1					

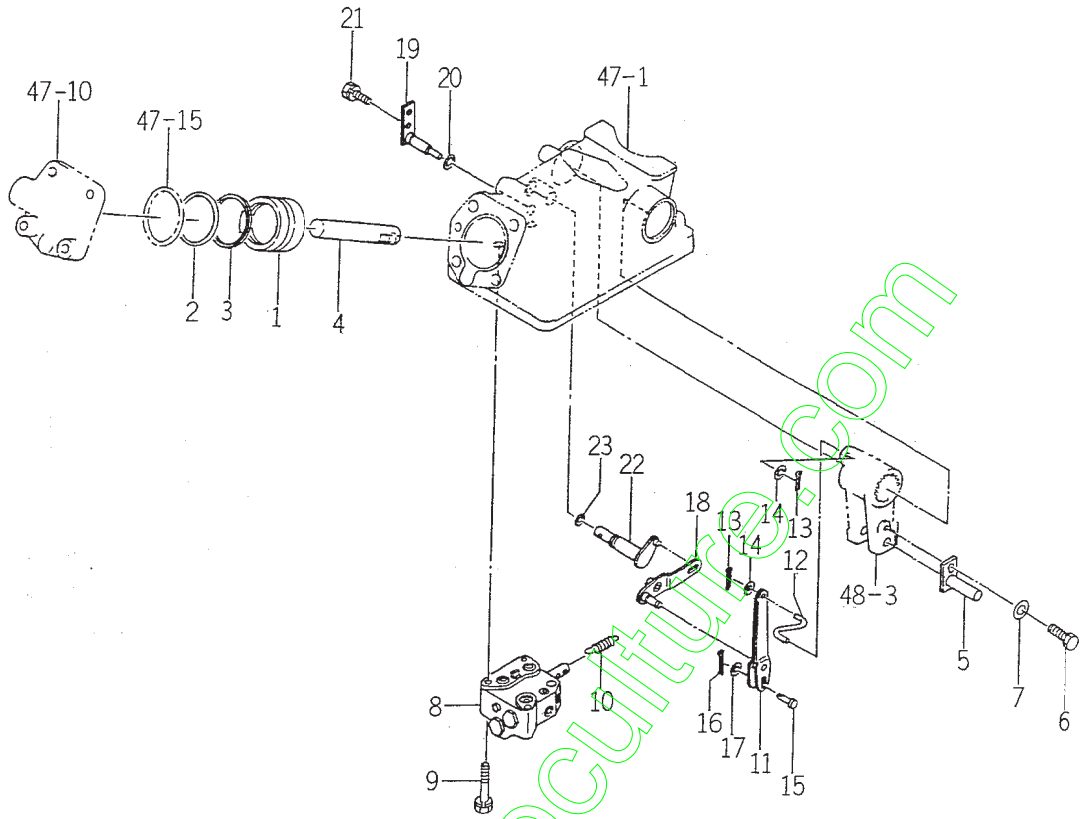
FIG. 47 CYLINDER CASE SYSTEM



1682-501

KEY	PART CODE	DESCRIPTION	QTY	TYPE OF MODEL		I T C	C O L	G R P	REMARKS
				TM215H	TM217H				
1	1579 - 501 - 200 - 00	CASE,SYLINDER	1	*	*				
2	1480 - 501 - 003 - 00	BUSH/40X43X30	1	*	*				
3	1427 - 501 - 003 - 00	BUSH/35X39X30	1	*	*				
4	V211 - 661 - 004 - 00	BOLT/SP	4	*	*				
5	V201 - 361 - 010 - 00	BOLT/M10X100	1	*	*				
6	V211 - 661 - 004 - 50	BOLT/SP	2	*	*				
7	V411 - 260 - 010 - 00	WASHER/M10	3	*	*				
8	V401 - 160 - 010 - 00	WASHER,SP/M10	3	*	*				
9	V304 - 460 - 010 - 00	NUT/M10	2	*	*				
10	1579 - 501 - 002 - 00	HEAD,SYLINDER	1	*	*				
11	K250 - 001 - 000 - 00	VALVE,RELIEF ASSY	1	*	*				
12	V720 - 112 - 401 - 20	O - RING/P12	1	*	*				
13	K250 - 001 - 009 - 00	PACKING	1	*	*				
14	V720 - 112 - 401 - 20	O - RING/P12	2	*	*				
15	V721 - 113 - 106 - 00	O - RING G60	1	*	*				
16	V201 - 361 - 204 - 00	BOLT/M12X40	2	*	*				
17	V201 - 361 - 206 - 00	BOLT	2	*	*				
18	V401 - 160 - 012 - 00	WASHER,SP/M12	4	*	*				
19	1434 - 501 - 003 - 00	COVER,SUB CONTROL	1	*	*				
20	V720 - 112 - 401 - 20	O - RING/P12	2	*	*				
21	V211 - 260 - 802 - 50	BOLT/S	3	*	*				
22	1434 - 501 - 004 - 00	PIN,ADJ	1	*	*				
23	V720 - 101 - 900 - 70	O - RING/P 7	1	*	*				
24	V580 - 140 - 403 - 60	PIN,SPRING 3X32	1	*	*				
25	1434 - 501 - 005 - 00	HOOK,SPRING	1	*	*				

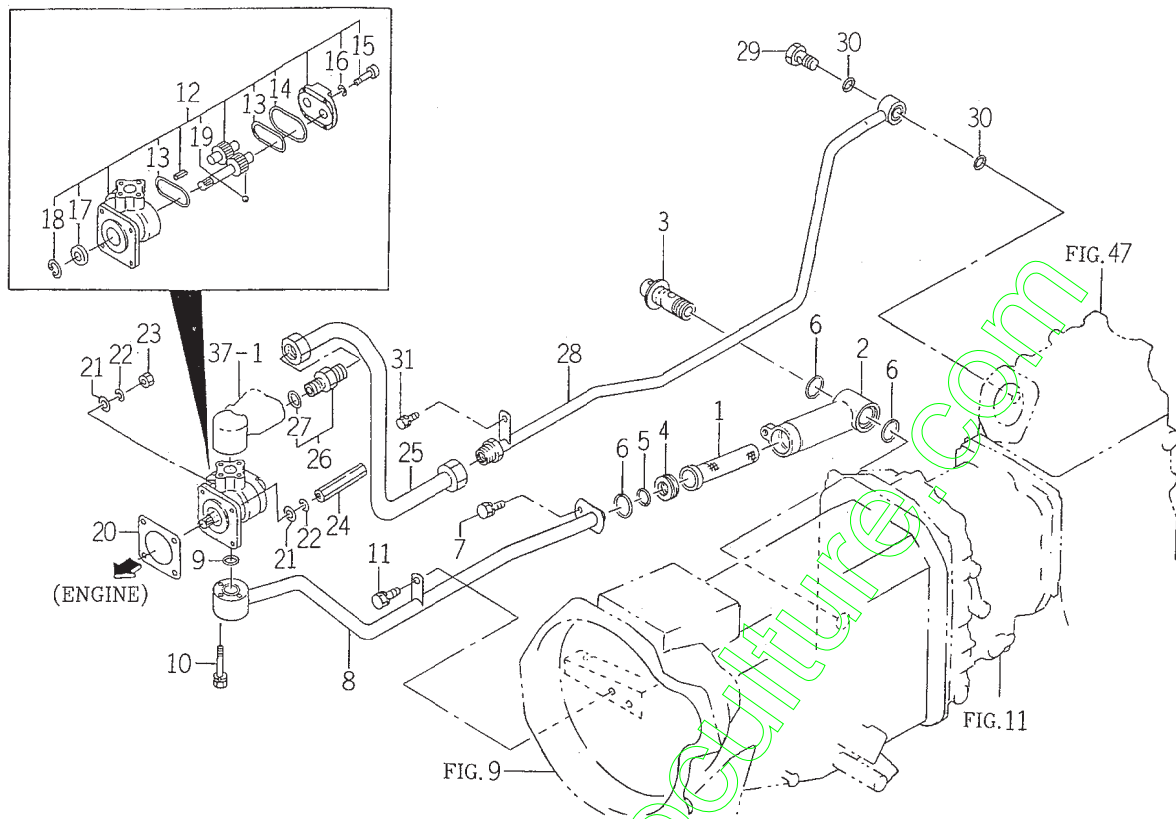
FIG. 49 CYLINDER SYSTEM



1612-503

KEY	PART CODE	DESCRIPTION	QTY	TYPE OF MODEL		I T C	C O L	G R P	REMARKS
				TM215H	TM217H				
1	1421 - 507 - 002 - 10	PISTON	1	*	*				
2	V720 - 105 - 705 - 50	O - RING / P55	1	*	*				
3	1416 - 501 - 011 - 00	RING, BACKUP	1	*	*				
4	1544 - 503 - 001 - 20	ROD	1	*	*				
5	1544 - 503 - 200 - 20	PIN, ROD COMP	1	*	*				
6	V211 - 561 - 001 - 60	BOLT (S) 7	1	*	*				
7	V411 - 260 - 010 - 00	WASHER / M10	1	*	*				
8	K211 - 001 - 000 - 00	VALVE CONTROL ASSY	1	*	*				FIG 079
9	V211 - 260 - 805 - 00	BOLT / M8X50	3	*	*				
10	1434 - 501 - 006 - 00	SPRING, TENSION / 31	1	*	*				
11	1672 - 503 - 200 - 00	LINK / SPOOL COMP	1	*	*				
12	1434 - 503 - 001 - 00	LINK, CRANK	1	*	*				
13	V500 - 162 - 001 - 50	PIN, SPLIT / 2 X15	2	*	*				
14	V411 - 260 - 006 - 00	WASHER / M6	2	*	*				
15	1434 - 503 - 002 - 00	PIN / 5X17	1	*	*				
16	V500 - 162 - 001 - 50	PIN, SPLIT / 2 X15	1	*	*				
17	V411 - 260 - 005 - 00	WASHER, PL / M 5	1	*	*				
18	1672 - 503 - 210 - 00	LINK / SUPPORT COMP	1	*	*				
19	1434 - 503 - 250 - 10	PIN / SUPPORT COMP	1	*	*				
20	V720 - 101 - 900 - 70	O - RING / P 7	1	*	*				
21	V211 - 260 - 801 - 60	BOLT, SEMS (S) M8X16	1	*	*				
22	1434 - 503 - 260 - 20	LINK SHIFT ARM	1	*	*				
23	V720 - 102 - 401 - 00	O - RING / P10A	1	*	*				

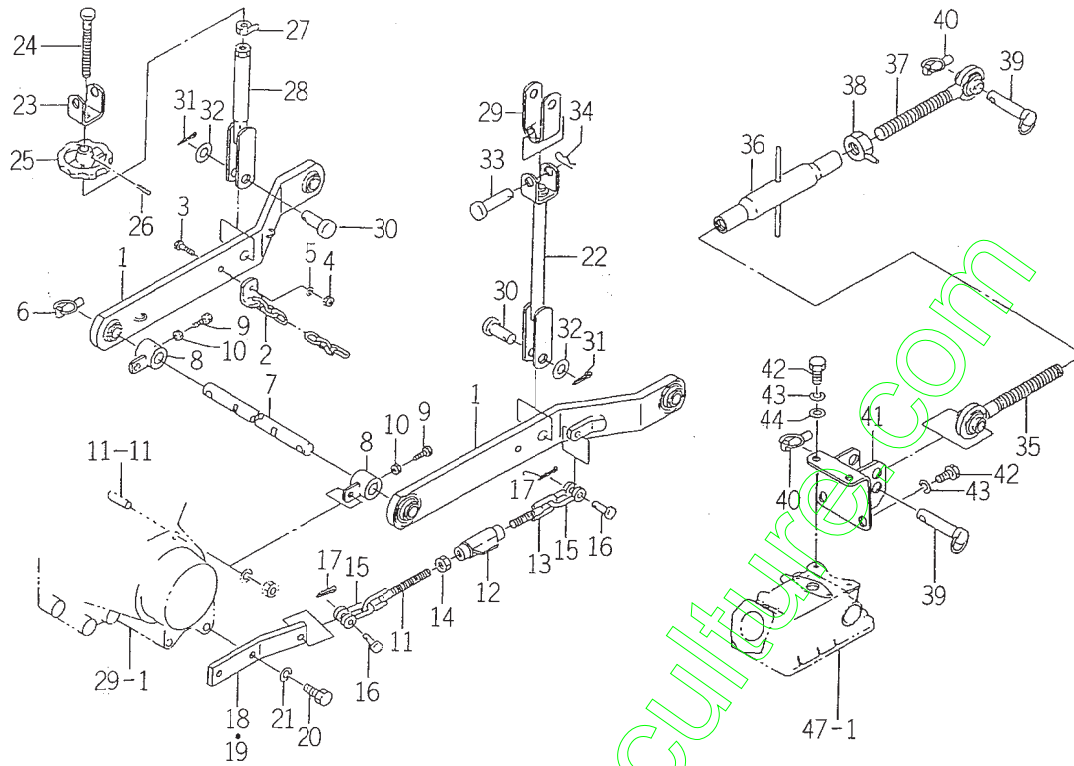
FIG. 52 MAIN PIPING SYSTEM



1683-508

KEY	PART CODE	DESCRIPTION	QTY	TYPE OF MODEL		I T C	C O L	G R P	REMARKS
				TM215H	TM217H				
1	1434 - 503 - 320 - 10	FILTER	1	*	*				
2	1434 - 503 - 004 - 10	CASE,OIL FILTER	1	*	*				
3	1434 - 503 - 330 - 00	BOLT,SET COMP	1	*	*				
4	1682 - 508 - 002 - 00	SPACER	1	*	*				
5	V720 - 102 - 402 - 10	O - RING/P21	1	*	*				
6	V720 - 103 - 502 - 80	O - RING/P28	3	*	*				
7	V211 - 260 - 802 - 00	BOLT,SEMS (S)	1	*	*				
8	1683 - 508 - 200 - 00	PIPE/SUCTION COMP	1	*	*				
9	V720 - 112 - 402 - 00	O - RING/P20	1	*	*				
10	V210 - 260 - 604 - 50	BOLT,SEMS/M64X45	2	*	*				
11	V211 - 260 - 801 - 60	BOLT,SEMS (S) M8X16	1	*	*				
12	1672 - 508 - 270 - 10	PUMP/GEAR ASSY	1	*	*				
13	1672 - 508 - 262 - 00	GASKET	2	*	*				
14	1672 - 508 - 263 - 00	GASKET	1	*	*				
15	V220 - 540 - 802 - 50	SCREW/SOCKET	4	*	*				
16	1672 - 508 - 264 - 00	WASHER	4	*	*				
17	V744 - 114 - 280 - 70	SEAL,OIL	1	*	*				
18	V705 - 140 - 028 - 00	RING,SNAP/28 C	1	*	*				
19	V682 - 200 - 001 - 00	BALL	2	*	*				
20	1404 - 503 - 006 - 00	PACKING,OIL PUMP	1	*	*				
21	V411 - 260 - 008 - 00	WASHER,PL/M 8	4	*	*				
22	V401 - 160 - 008 - 00	WASHER,SP/M 8	4	*	*				
23	V304 - 260 - 008 - 00	NUT/M 8	2	*	*				
24	1560 - 515 - 004 - 40	NUT/M8	2	*	*				
25	1682 - 508 - 240 - 00	PIPE/DEL/F/U COMP	1	*	*				

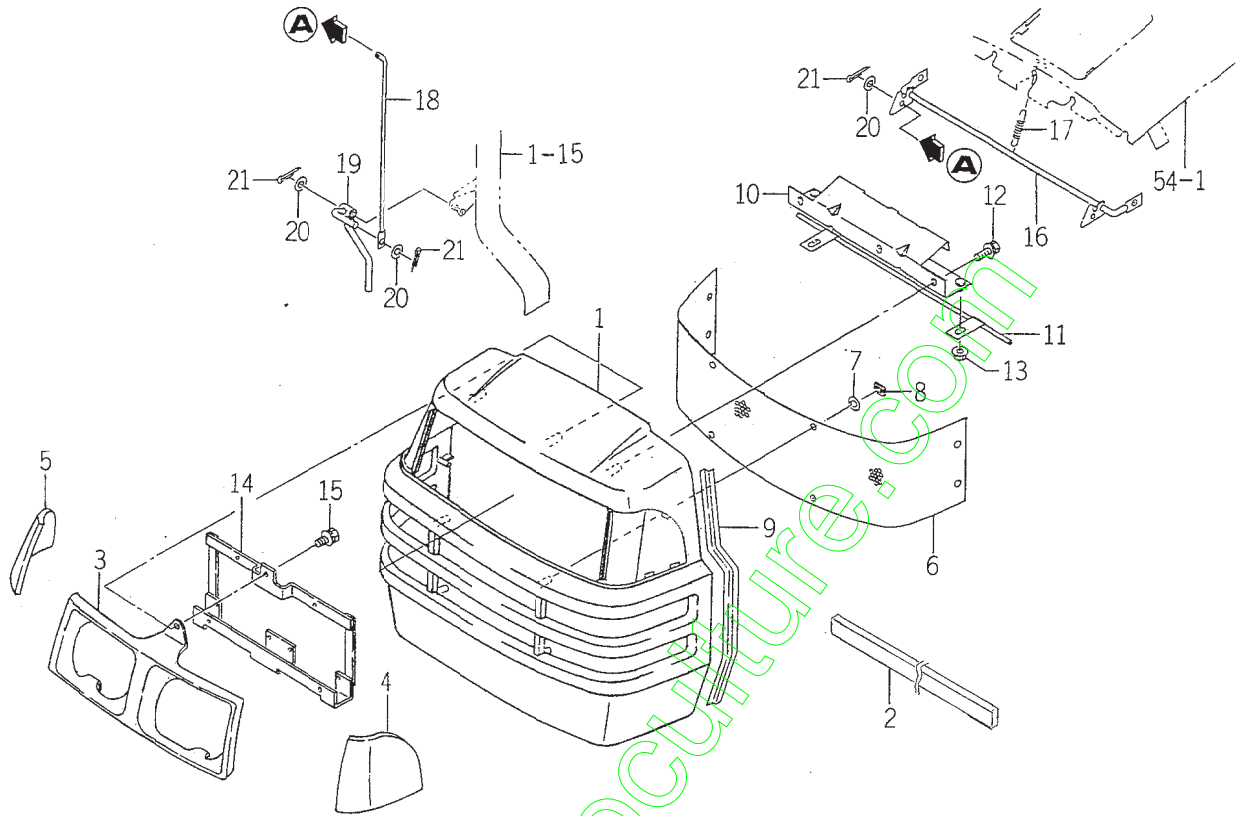
FIG. 53 3P LINK SYSTEM



1681-511B

KEY	PART CODE	DESCRIPTION	QTY	TYPE OF MODEL		I T C	C O L	G R P	REMARKS
				TM215H	TM217H				
1	1435 - 511 - 250 - 10	LINK/LOWER COMP	2	*	*				
2	1427 - 511 - 310 - 00	CHAIN,LW LINK	2	*	*				
3	V201 - 260 - 803 - 00	BOLT/M 8X30	2	*	*				
4	V304 - 260 - 008 - 00	NUT/M 8	2	*	*				
5	V401 - 160 - 008 - 00	WASHER,SP/M 8	2	*	*				
6	1421 - 502 - 002 - 00	PIN,LINK	2	*	*				
7	1600 - 514 - 001 - 00	PIN/22X384	1	*	*				
8	1435 - 511 - 260 - 00	HUB/22X40X37 COMP	2	*	*				
9	V201 - 360 - 802 - 50	BOLT/M 8X25	2	*	*				
10	V305 - 260 - 008 - 00	NUT/M, 8	2	*	*				
11	1435 - 511 - 270 - 00	CHAIN/CHECK/148 COMP	2	*	*				
12	1427 - 511 - 320 - 00	TURNBUCKLE 12 COMP	2	*	*				
13	1427 - 511 - 220 - 00	CHAIN,CHECK RH	2	*	*				
14	V305 - 260 - 012 - 00	NUT/M12	2	*	*				
15	1427 - 511 - 002 - 00	SHACKLE	4	*	*				
16	1427 - 511 - 001 - 00	PIN/10X32	4	*	*				
17	V500 - 162 - 502 - 00	PIN,SPLIT/2.5X20	4	*	*				
18	1600 - 514 - 002 - 00	PLATE,L/38X116/LH	1	*	*				
19	1600 - 514 - 003 - 00	PLATE,L/38X116/RH	1	*	*				
20	V201 - 361 - 203 - 00	BOLT/M12X30	4	*	*				
21	V401 - 160 - 012 - 00	WASHER,SP/M12	4	*	*				
22	1427 - 511 - 270 - 00	ROD/LIFT/LH COMP	1	*	*				
23	1427 - 511 - 273 - 00	FORK	1	*	*				
24	1427 - 511 - 003 - 00	SCREW	1	*	*				
25	1427 - 511 - 004 - 00	HANDLE/ADJUST	1	*	*				

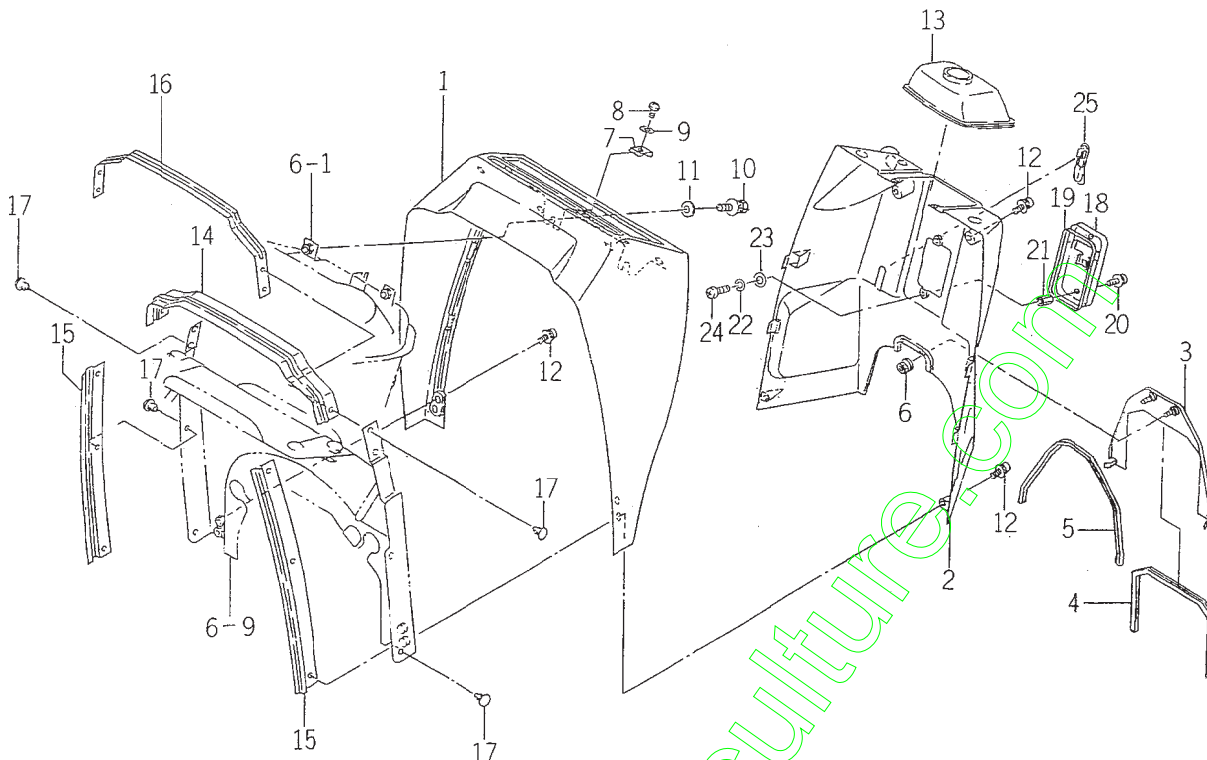
FIG. 55 GRILLE SYSTEM



1683-602

KEY	PART CODE	DESCRIPTION	QTY	TYPE OF MODEL		I T C	C O L	G R P	REMARKS
				TM215H	TM217H				
1	1672 - 602 - 003 - 10	GRILL	1	*	*				
2	1683 - 602 - 002 - 00	INSULATOR /575	1	*	*				
3	1683 - 602 - 001 - 00	HOOD /LAMP	1	*	*				
4	1675 - 602 - 004 - 00	MOLDING /GRILLE /LH	1	*	*				
5	1675 - 602 - 005 - 00	MOLDING /GRILLE /RH	1	*	*				
6	1675 - 602 - 001 - 00	NET /GRILLE	1	*	*				
7	1444 - 601 - 015 - 00	WASHER /6X14X3	8	*	*				
8	V350 - 160 - 006 - 00	NUT, SPEED /P5	8	*	*				
9	1675 - 602 - 007 - 00	TRIM /420	2	*	*				
10	1672 - 602 - 210 - 00	PLATE /GRILLE COMP	1	*	*				
11	1672 - 602 - 240 - 00	PIN COMP	1	*	*				
12	V210 - 360 - 601 - 60	BOLT (SP) /M6X16	3	*	*				
13	V363 - 260 - 008 - 00	NUT, LOCK /M8	2	*	*				
14	1683 - 602 - 220 - 00	BRACKET /LAMP COMP	1	*	*				
15	V210 - 360 - 601 - 60	BOLT (SP) /M6X16	3	*	*				
16	1672 - 602 - 230 - 00	PLATE /LOCK COMP	1	*	*				
17	1414 - 312 - 002 - 00	SPRING, TENSION /53	1	*	*				
18	1672 - 602 - 002 - 00	ROD	1	*	*				
19	1672 - 602 - 250 - 10	LEVER COMP	1	*	*				
20	V411 - 260 - 008 - 00	WASHER, PL /M 8	3	*	*				
21	V500 - 162 - 002 - 00	PIN, SPLIT /2 X20	3	*	*				

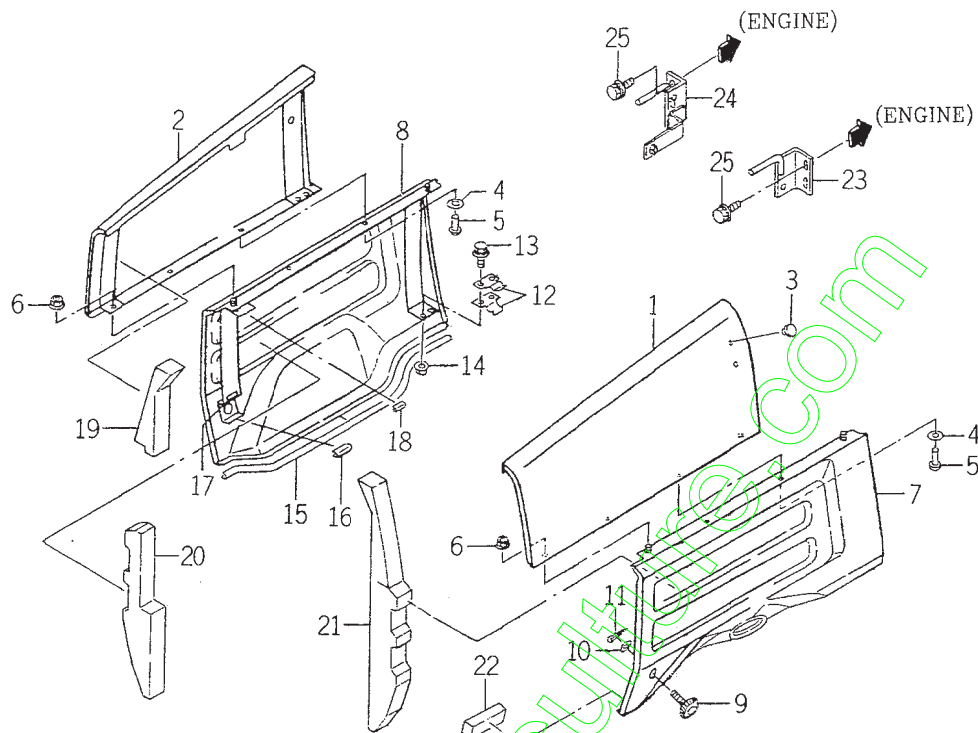
FIG. 56 DASH COVER SYSTEM



1683-603A

KEY	PART CODE	DESCRIPTION	QTY	TYPE OF MODEL		I T C	C O L	G R P	REMARKS
				TM215H	TM217H				
1	1614 - 603 - 051 - 00	COVER/DUSH/F	1	*	*				
2	1614 - 603 - 052 - 00	COVER/DUSH/R	1	*	*				
3	1683 - 603 - 510 - 00	COVER/DUSH/REAR COMP	1	*	*				
4	1683 - 603 - 052 - 00	TRIM/490	1	*	*				
5	1682 - 603 - 006 - 00	TRIM/570	1	*	*				
6	V350 - 160 - 006 - 00	NUT,SPEED/P6	2	*	*				
7	1614 - 603 - 018 - 00	NUT/SPRING	2	*	*				
8	1560 - 401 - 004 - 40	BOLT /M5X16	2	*	*				
9	V411 - 260 - 006 - 00	WASHER / M6	2	*	*				
10	V211 - 360 - 801 - 60	BOLT,SEMS (SP)	2	*	*				
11	4101 - 102 - 038 - 00	WASHER/24X9X3.2	2	*	*				
12	V120 - 376 - 002 - 00	SCREW/SP	6	*	*				
13	1612 - 603 - 002 - 00	BOOT/STEERING	1	*	*				
14	1614 - 603 - 201 - 10	INSULATOR	1	*	*				
15	1672 - 603 - 006 - 00	INSULATOR	2	*	*				
16	1614 - 603 - 008 - 00	STAY/INSULATOR	1	*	*				
17	1527 - 604 - 002 - 00	CLIP (B)	8	*	*				
18	1672 - 603 - 200 - 00	BRACKET/FUSE COMP	1	*	*				
19	1672 - 603 - 005 - 00	TRIM/350	1	*	*				
20	V120 - 376 - 001 - 20	SCREW/SP	2	*	*				
21	1672 - 603 - 007 - 00	NUT/M6X15	2	*	*				
22	V401 - 160 - 006 - 00	WASHER,SP/M 6	2	*	*				
23	V411 - 260 - 006 - 00	WASHER / M6	2	*	*				
24	V111 - 166 - 001 - 20	SCREW/M6X12	2	*	*				
25	1612 - 603 - 005 - 00	CAP/PARKING	1	*	*				

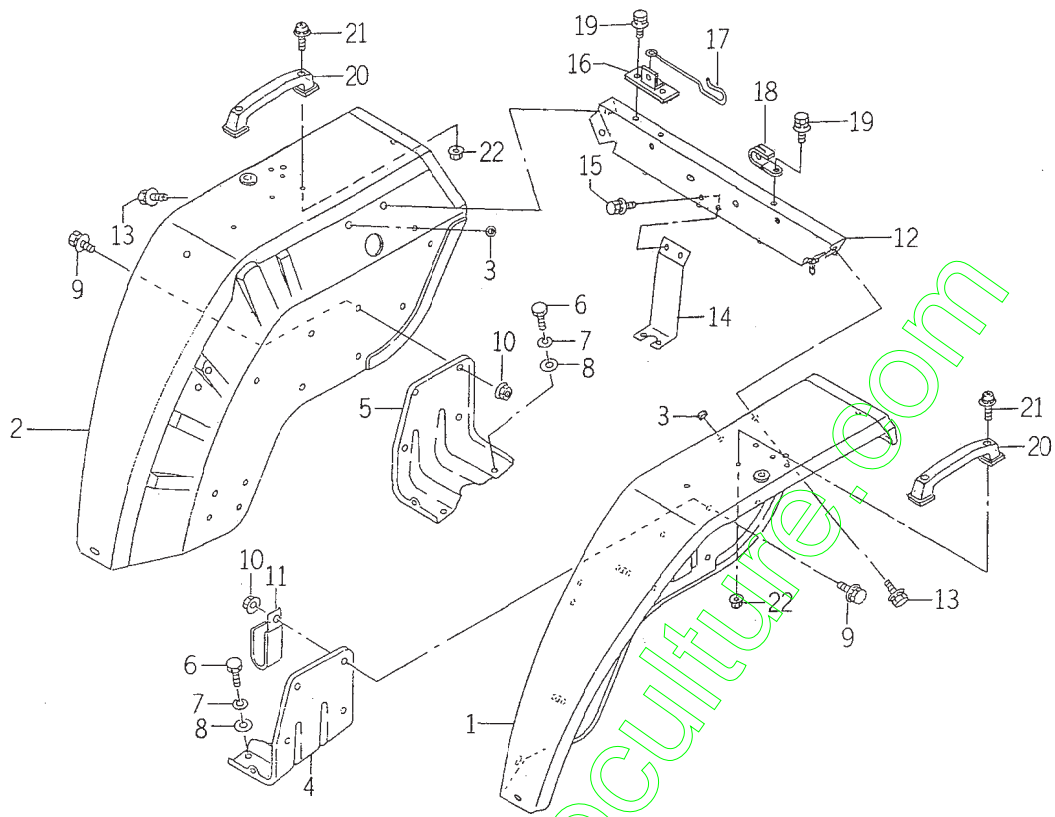
FIG. 57 SIDE COVER SYSTEM



1683-604

KEY	PART CODE	DESCRIPTION	QTY	TYPE OF MODEL		I T C	C O L	G R P	REMARKS
				TM215H	TM217H				
1	1683 - 604 - 240 - 10	COVER/SIDE/LH COMP	1	*	*		4G		
2	1683 - 604 - 250 - 10	COVER/SIDE/RH COMP	1	*	*		4G		
3	1444 - 621 - 016 - 00	CAP,RUBBER (9)	4	*	*				
4	1480 - 604 - 204 - 00	WASHER	16	*	*				
5	W296 - 134 - 007 - 00	RIVET,BLIND	6	*	*				
6	V360 - 260 - 006 - 00	NUT/M6	4	*	*				
7	1683 - 604 - 200 - 20	COVER/UNDER/LH COMP	1	*	*		8E		
8	1683 - 604 - 210 - 20	COVER/UNDER/RH COMP	1	*	*		8E		
9	1672 - 604 - 003 - 00	BOLT/KNOB/M08X31	2	*	*				
10	V411 - 260 - 008 - 00	WASHER,PL/M 8	2	*	*				
11	V500 - 162 - 001 - 50	PIN,SPLIT/2 X15	2	*	*				
12	1560 - 604 - 022 - 70	SPRING	4	*	*				
13	V211 - 360 - 801 - 60	BOLT,SEMS (SP)	4	*	*				
14	V362 - 260 - 008 - 00	NUT/WASHER	4	*	*				
15	1683 - 604 - 004 - 00	INSULATOR/565	2	*	*				
16	1672 - 604 - 005 - 00	INSULATOR	2	*	*				
17	1672 - 601 - 001 - 00	INSULATOR	2	*	*				
18	1672 - 601 - 002 - 00	TRIM/20	2	*	*				
19	1672 - 604 - 008 - 00	INSULATOR/RH	1	*	*				
20	1672 - 604 - 007 - 00	INSULATOR/RH	1	*	*				
21	1672 - 604 - 006 - 00	INSULATOR/LH	1	*	*				
22	1682 - 604 - 007 - 10	INSULATOR/30X30X80	2	*	*				
23	1672 - 604 - 220 - 00	STAY/COVER/LH COMP	1	*	*				
24	1683 - 604 - 230 - 00	STAY/COVER/RH COMP	1	*	*				
25	V211 - 660 - 802 - 50	BOLT/M8X25	4	*	*				

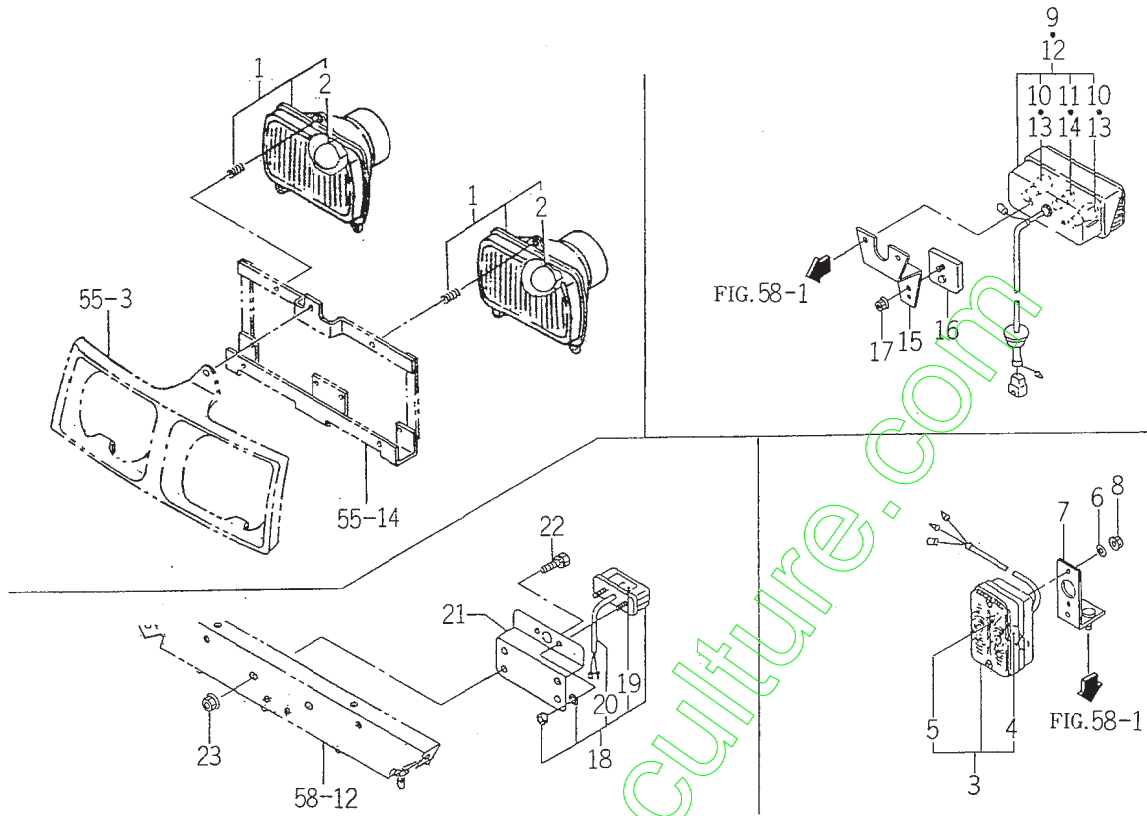
FIG. 58 FENDER SYSTEM



1682-666A

KEY	PART CODE	DESCRIPTION	QTY	TYPE OF MODEL		I T C	C O L	G R P	REMARKS
				TM215H	TM217H				
1	1682 - 606 - 250 - 20	FENDER/LH COMP	1	*	*			4G	
2	1682 - 606 - 260 - 20	FENDER/RH COMP	1	*	*			4G	
3	1444 - 621 - 016 - 00	CAP,RUBBER (9)	4	*	*				
4	1672 - 606 - 001 - 00	HOLDER/FENDER /LH	1	*	*				
5	1672 - 606 - 002 - 00	HOLDER/FENDER /RH	1	*	*				
6	V201 - 261 - 202 - 50	BOLT/M12X25	4	*	*				
7	V401 - 160 - 012 - 00	WASHER,SP /M12	4	*	*				
8	V411 - 260 - 012 - 00	WASHER /M12	4	*	*				
9	V211 - 360 - 801 - 60	BOLT,SEMS (SP)	8	*	*				
10	V362 - 260 - 008 - 00	NUT/WASHER	8	*	*				
11	1425 - 621 - 004 - 00	CLAMP,HARNESS	1	*	*				
12	1682 - 606 - 270 - 10	STAY/FENDER COMP	1	*	*			7F	
13	V211 - 360 - 802 - 60	BOLT (SP) M8X20	2	*	*				
14	1682 - 606 - 230 - 10	STAY/PLATE COMP	1	*	*				
15	V211 - 360 - 802 - 00	BOLT (SP) M8X20	2	*	*				
16	1620 - 626 - 600 - 00	PLATE COMP	1	*	*				
17	1566 - 525 - 101 - 00	HOOK, TOP LINK	1	*	*				
18	1425 - 621 - 004 - 00	CLAMP,HARNESS	1	*	*				
19	V211 - 360 - 801 - 60	BOLT,SEMS (SP)	3	*	*				
20	3670 - 236 - 003 - 00	GRIP	2	*	*				
21	V120 - 376 - 002 - 00	SCREW/SP	4	*	*				
22	V361 - 260 - 006 - 00	NUT	4	*	*				

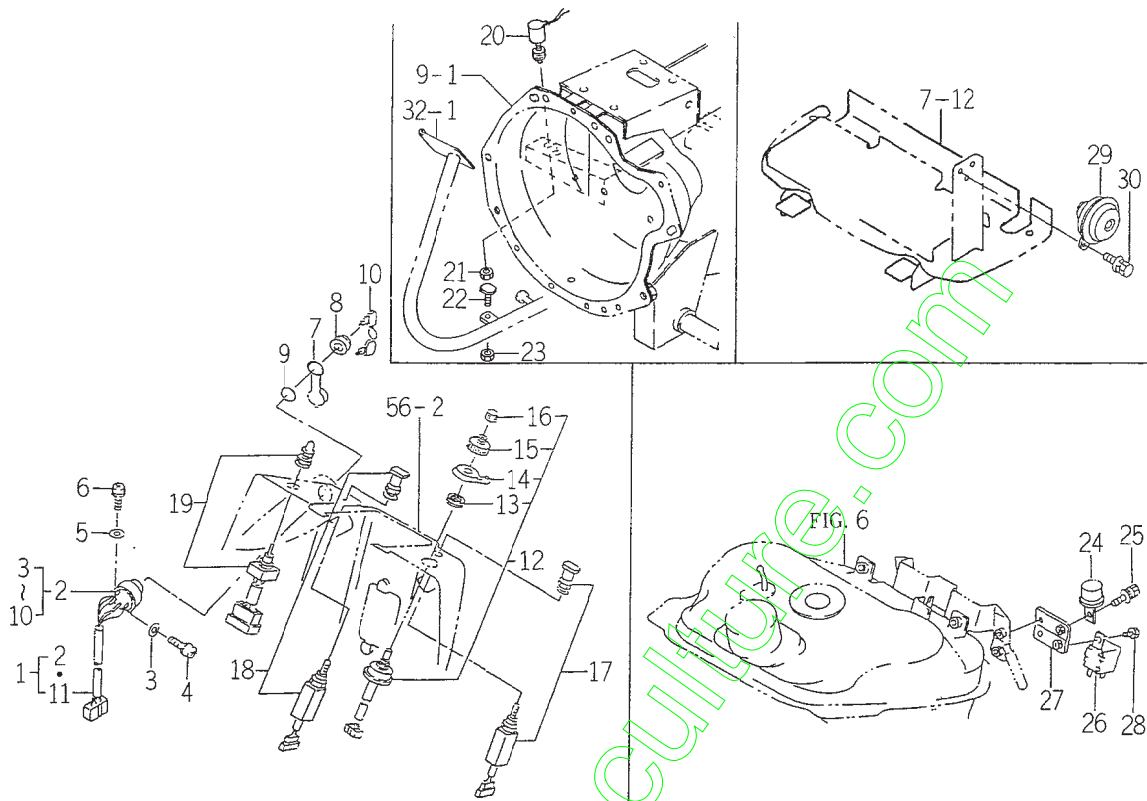
FIG. 63 LAMP SYSTEM



1682-650

KEY	PART CODE	DESCRIPTION	QTY	TYPE OF MODEL		I T C	C O L	G R P	REMARKS
				TM215H	TM217H				
1	1674 - 652 - 200 - 00	LAMP/HEAD ASSY	2	*	*				
2	1674 - 652 - 202 - 00	BULB/12V/45/40W	2	*	*				
3	1674 - 654 - 200 - 00	LAMP/FRONT SET	2	*	*				
4	1674 - 654 - 211 - 00	BULB/12V21W	2	*	*				
5	1674 - 654 - 212 - 00	BULB/12V5W	2	*	*				
6	V411 - 260 - 005 - 00	WASHER,PL/M 5	4	*	*				
7	1682 - 660 - 220 - 00	PLATE/L/50X117 COMP	2	*	*				
8	V362 - 260 - 008 - 00	NUT/WASHER	4	*	*				
9	1674 - 654 - 240 - 00	LAMP/COMBI/REAR/LH	1	*	*				
10	1674 - 654 - 211 - 00	BULB/12V21W	2	*	*				
11	1674 - 654 - 212 - 00	BULB/12V5W	1	*	*				
12	1674 - 654 - 260 - 00	LAMP/COMBI/REAR/RH	1	*	*				
13	1674 - 654 - 211 - 00	BULB/12V21W	2	*	*				
14	1674 - 654 - 212 - 00	BULB/12V5W	1	*	*				
15	1682 - 660 - 003 - 00	BRACKET/REFLECTOR	2	*	*				
16	1600 - 622 - 321 - 00	REFLECTOR	2	*	*				
17	V361 - 260 - 006 - 00	NUT	2	*	*				
18	1674 - 654 - 270 - 00	LAMP/NUMBERPLAT SET	1	*	*				
19	1674 - 654 - 271 - 00	BULB/12V/5W	1	*	*				
20	1674 - 654 - 272 - 00	HARNES/LAMP	1	*	*				
21	1594 - 654 - 261 - 10	BRACKET/LAMP/NUMBER	1	*	*				
22	V211 - 260 - 801 - 60	BOLT,SEMS (S) M8X16	2	*	*				
23	V362 - 260 - 008 - 00	NUT/WASHER	2	*	*				

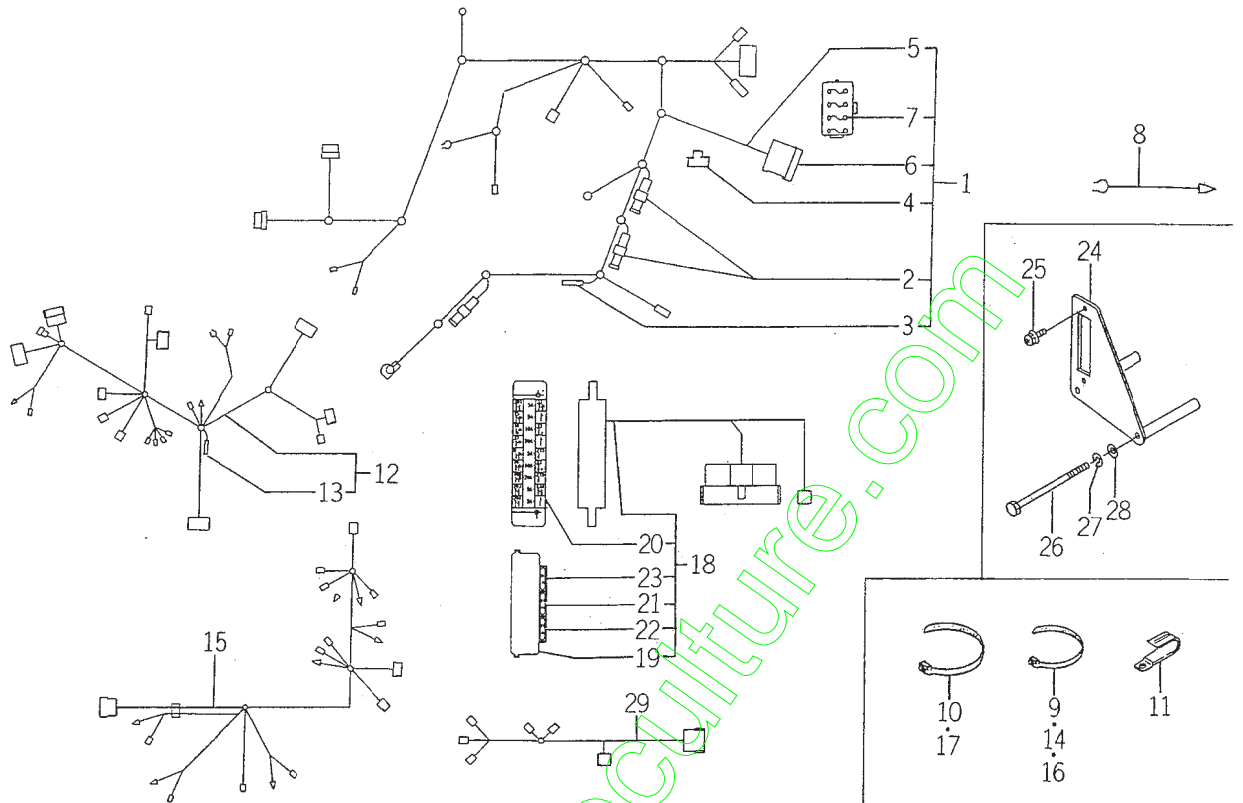
FIG. 65 SWITCH SYSTEM



1663-680A

KEY	PART CODE	DESCRIPTION	QTY	TYPE OF MODEL		I T C	C O L	G R P	REMARKS
				TM215H	TM217H				
1	1575 - 623 - 210 - 00	SWITCH,STARTER ASSY	1	*	*				
2	1488 - 621 - 220 - 10	SWITCH,STARTER SET	1	*	*				
3	V411 - 260 - 004 - 00	WASHER,PL/M4	3	*	*				
4	V120 - 264 - 000 - 80	SCREW,PLUS/M4X8	3	*	*				
5	V411 - 260 - 005 - 00	WASHER,PL/M 5	3	*	*				
6	V120 - 265 - 001 - 00	SCREW,PLUS/M5X0.8X8	3	*	*				
7	1444 - 621 - 311 - 00	CAP	1	*	*				
8	1444 - 621 - 312 - 00	NUT,RING/M28X1.0	1	*	*				
9	1444 - 621 - 313 - 00	WASHER	1	*	*				
10	1444 - 621 - 320 - 00	KEY ASSY	1	*	*				
11	1575 - 623 - 211 - 00	HARNESS/STARTER	1	*	*				
12	1544 - 623 - 001 - 00	SWITCH ASSY	1	*	*				
13	1544 - 623 - 232 - 00	NUT/M22	1	*	*				
14	1544 - 623 - 233 - 00	LEVER	1	*	*				
15	1544 - 623 - 234 - 00	KNOB	1	*	*				
16	1544 - 623 - 235 - 00	BOOT/HORN	1	*	*				
17	1600 - 623 - 200 - 00	SWITCH	1	*	*				
18	1600 - 623 - 210 - 00	SWITCH,LAMP ASSY	1	*	*				
19	1600 - 623 - 220 - 00	SWITCH,HAZARD ASSY	1	*	*				
20	1518 - 621 - 320 - 00	SWITCH,STOP	1	*	*				
21	V335 - 260 - 012 - 00	NUT	1	*	*				
22	3652 - 283 - 006 - 00	BOLT,ADJUST	1	*	*				
23	V304 - 260 - 008 - 00	NUT/M 8	1	*	*				
24	1600 - 623 - 002 - 00	FLASHER ASSY	1	*	*				
25	V210 - 360 - 601 - 60	BOLT (SP) /M6X16	1	*	*				

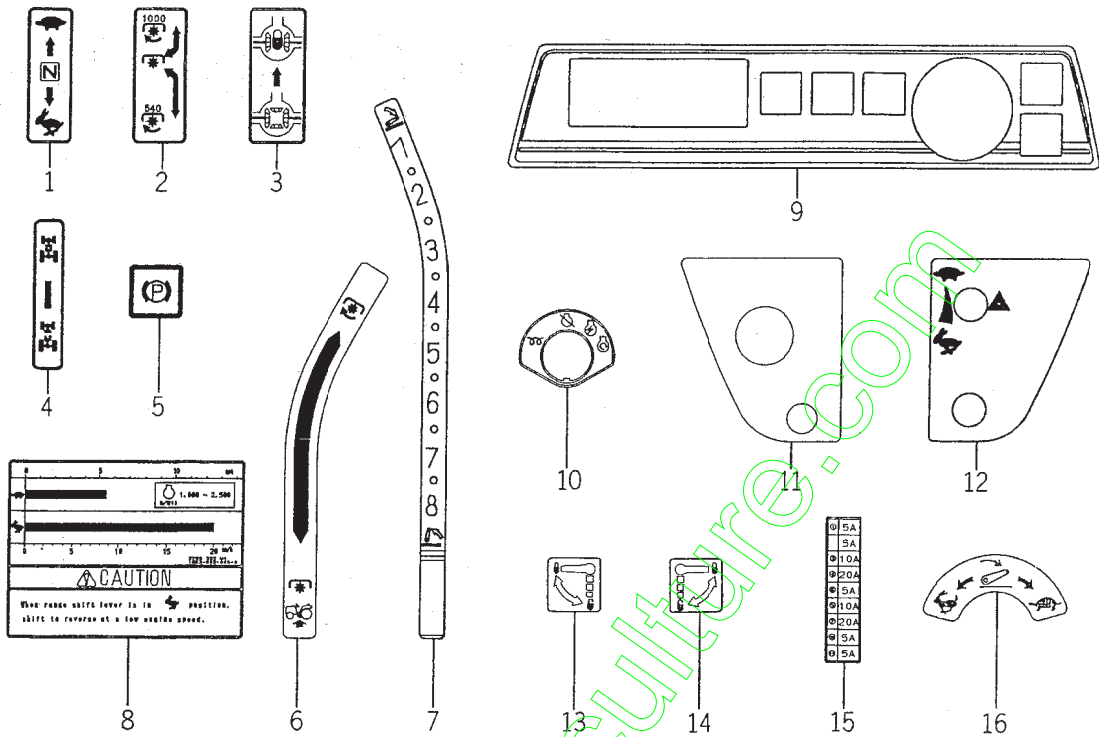
FIG. 66 HARNESS SYSTEM



1683-690A

KEY	PART CODE	DESCRIPTION	QTY	TYPE OF MODEL		I T C	C O L	G R P	REMARKS
				TM215H	TM217H				
1	1682 - 690 - 300 - 30	HARNESS/ENGINE/E4	1	*	*				
2	1614 - 690 - 202 - 00	FUSE/SLOWBLOW	2	*	*				
3	1560 - 666 - 212 - 00	DIODE	2	*	*				
4	3650 - 261 - 261 - 00	LINK,FUSIBLE	1	*	*				
5	1620 - 690 - 341 - 00	HARNESS/ENGINE	1	*	*				
6	1593 - 623 - 503 - 00	CAP,FUSE BOX	1	*	*				
7	1560 - 664 - 264 - 00	FUSE,BLADE	4	*	*				
8	1600 - 624 - 004 - 00	HARNESS,OIL PRESSURE	1	*	*				
9	1376 - 402 - 003 - 00	BAND,WIRE/140	8	*	*				
10	1342 - 402 - 006 - 00	BAND,WIRE/250	2	*	*				
11	1425 - 621 - 004 - 00	CLAMP,HARNESS	1	*	*				
12	1682 - 690 - 310 - 30	HARNESS/MAIN/E4 ASSY	1	*	*				
13	1560 - 666 - 212 - 00	DIODE	1	*	*				
14	1376 - 402 - 003 - 00	BAND,WIRE/140	1	*	*				
15	1683 - 690 - 620 - 00	HARNESS/REAR/E4 ASSY	1	*	*				
16	1376 - 402 - 003 - 00	BAND,WIRE/140	5	*	*				
17	1342 - 402 - 006 - 00	BAND,WIRE/250	1	*	*				
18	1682 - 690 - 340 - 00	HARNESS/FUSE ASSY	1	*	*				
19	1650 - 650 - 246 - 00	COVER/FUSE	1	*	*				
20	1650 - 652 - 253 - 20	LABEL/FUSE/MAIN	1	*	*				
21	1575 - 623 - 010 - 00	FUSE/32V10A	3	*	*				
22	1593 - 623 - 203 - 00	FUSE/32V20A	3	*	*				
23	1560 - 664 - 264 - 00	FUSE,BLADE	6	*	*				
24	1682 - 690 - 360 - 10	BRACKET/FUSE COMP	1	*	*				
25	V120 - 366 - 001 - 60	SCREW	2	*	*				

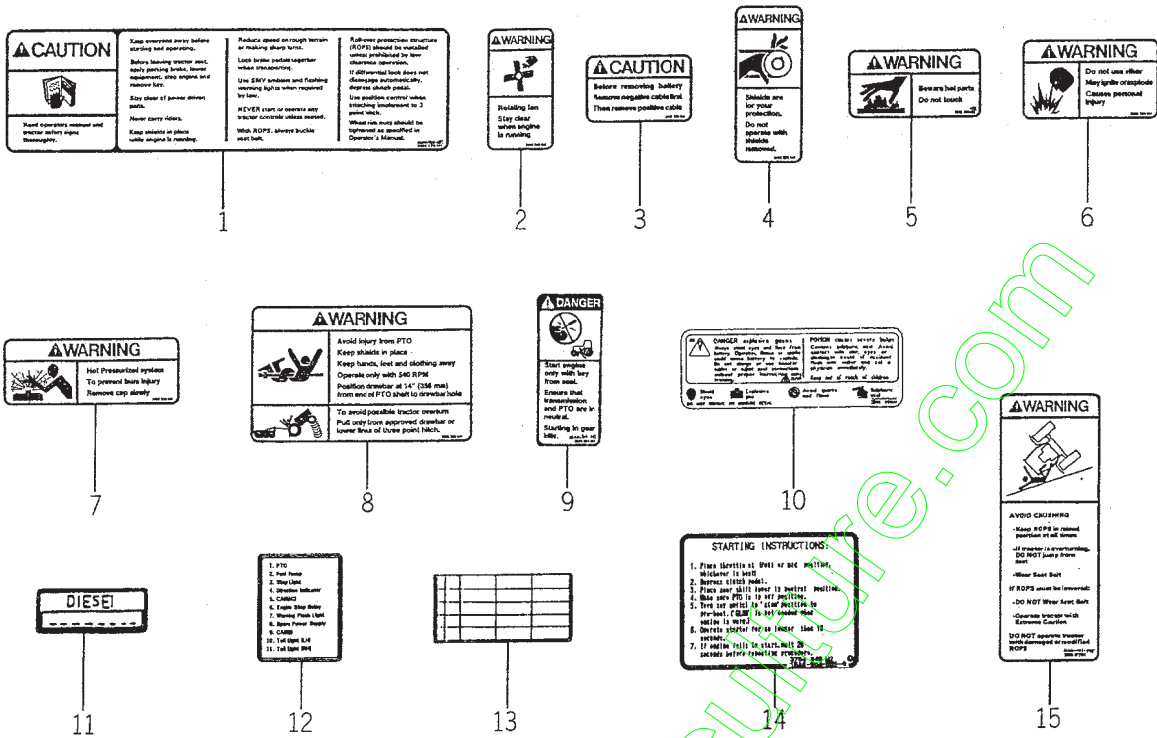
FIG. 69 LABEL (CONTROL)



1683-902A

KEY	PART CODE	DESCRIPTION	QTY	TYPE OF MODEL		I T C	C O L	G R P	REMARKS
				TM215H	TM217H				
1	1683 - 902 - 001 - 00	LABEL/CONTROL/SUB	1	*	*				
2	1683 - 902 - 002 - 00	LABEL/CONTROL/PTO	1	*	*				
3	1683 - 902 - 004 - 00	LABEL/DIFF	1	*	*				
4	1600 - 904 - 003 - 00	LABEL,4WD	1	*	*				
5	1682 - 902 - 014 - 00	LABEL/CONTROL/PARKIN	1	*	*				
6	1683 - 902 - 003 - 00	LABEL/PTO/MID	1	*	*				
7	1682 - 902 - 001 - 00	LABEL/CONTROL/POSITI	1	*	*				
8	1683 - 902 - 005 - 00	LABEL/SPEED/HST	1	*	*				
9	1682 - 902 - 006 - 00	MOLDING/METER	1	*	*				
10	1620 - 904 - 011 - 00	LABEL/SWITCH/P	1	*	*				
11	1620 - 903 - 003 - 00	LABEL/COLUMN/LH	1	*	*				
12	1682 - 902 - 004 - 00	LABEL/COLUMN/RH	1	*	*				
13	1640 - 902 - 005 - 00	LABEL/KNOB/OPEN	1	*	*				
14	1640 - 902 - 006 - 00	LABEL/KNOB/OPEN	1	*	*				
15	1682 - 902 - 007 - 10	LABEL/FUSE	1	*	*				
16	1682 - 902 - 013 - 00	LABEL/CONTROL/ADJUST	1	*	*				

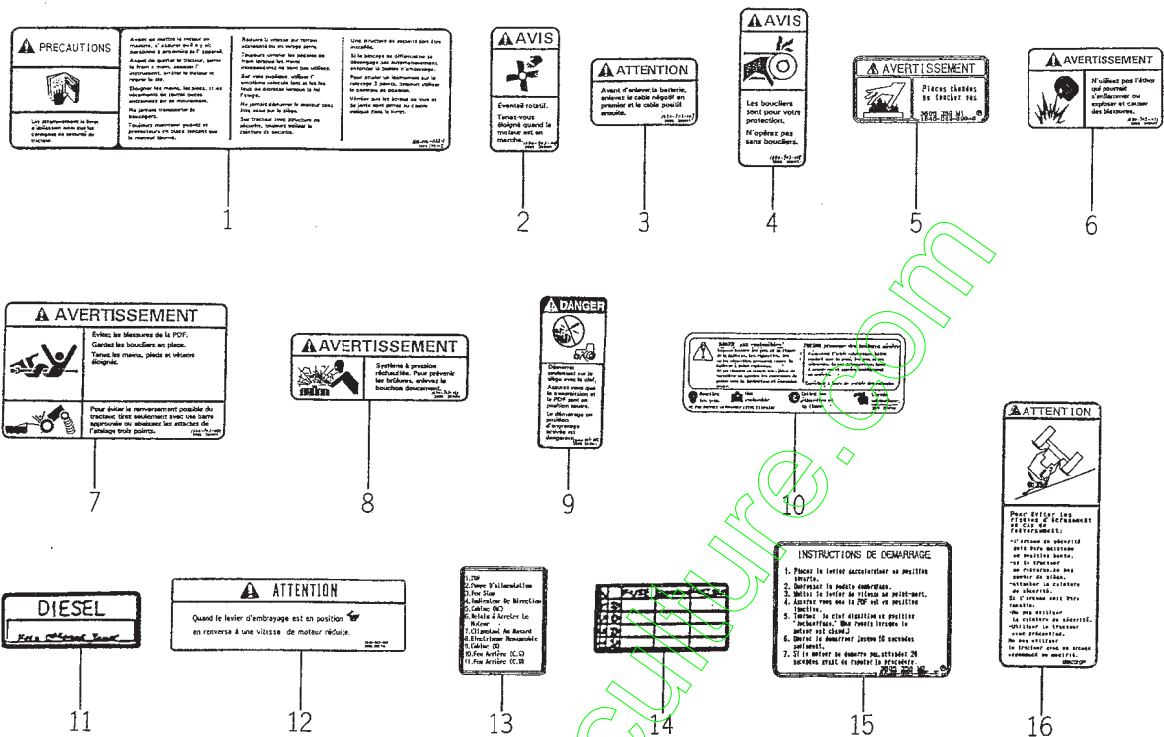
FIG. 70 LABEL (UK) (OPTION)



1620-904

KEY	PART CODE	DESCRIPTION	QTY	TYPE OF MODEL		I T C	C O L	G R P	REMARKS
				TM215H	TM217H				
1	1640 - 904 - 022 - 00	LABEL/C/DRIVE/G	1	T	T				
2	1640 - 904 - 006 - 00	LABEL/W/FAN	2	T	T				
3	1640 - 904 - 007 - 00	LABEL/C/BATTERY	1	T	T				
4	1640 - 904 - 008 - 00	LABEL/W/SHIELD	2	T	T				
5	1640 - 904 - 009 - 10	LABEL/W/MUFFLER	1	T	T				
6	1640 - 904 - 011 - 00	LABEL/W/ETHER	1	T	T				
7	1640 - 904 - 013 - 00	LABEL/W/RADIATOR	1	T	T				
8	1640 - 904 - 012 - 00	LABEL/W/SHIELD/PTO	1	T	T				
9	1640 - 904 - 019 - 00	LABEL/D/STARTER	1	T	T				
10	1640 - 904 - 016 - 00	LABEL/D/BATTERY	1	T	T				
11	1427 - 941 - 016 - 00	MARK,FUEL	1	T	T				
12	1620 - 904 - 006 - 00	LABEL/FUSE/11	1	T	T				
13	1594 - 904 - 025 - 00	MARK,FUSE/4	1	T	T				
14	1640 - 904 - 005 - 10	LABEL/START/U	1	T	T				
15	1640 - 903 - 045 - 00	LABEL/W/ROPS/E30	1	T	T				

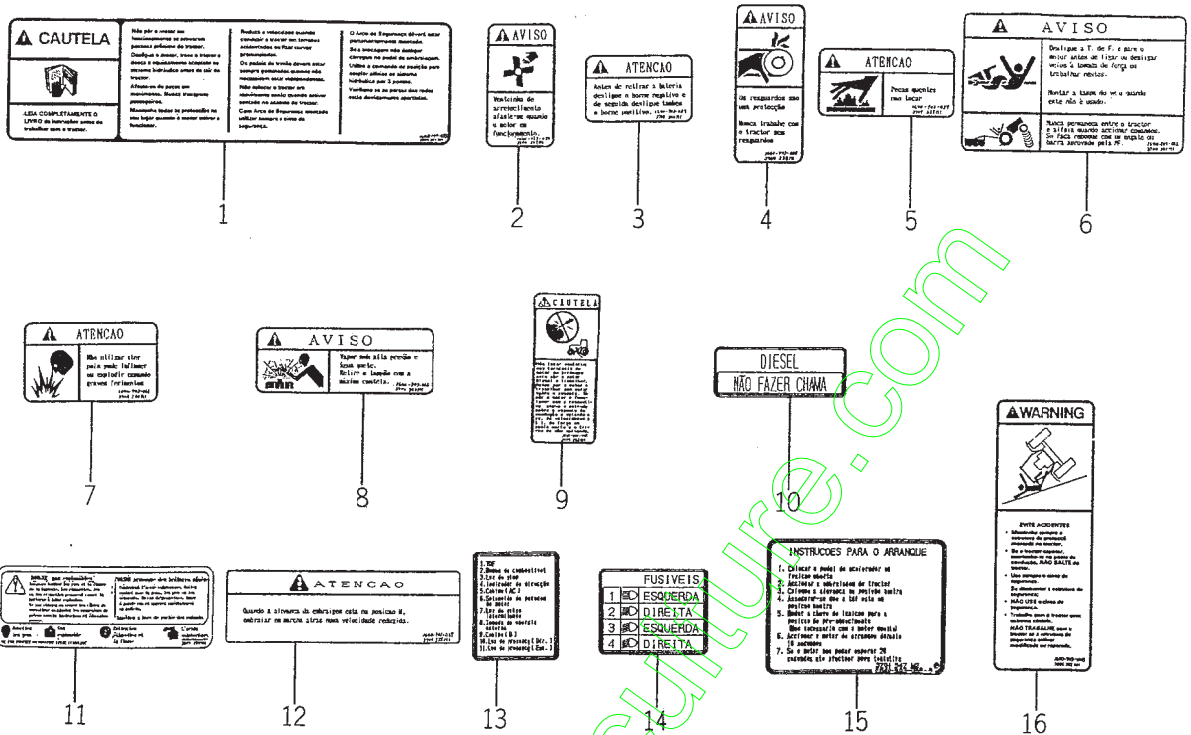
FIG. 71 LABEL (FRANCE) (OPTION)



1620-904A

KEY	PART CODE	DESCRIPTION	QTY	TYPE OF MODEL		I T C	C O L	G R P	REMARKS
				TM215H	TM217H				
1	1640 - 904 - 023 - 10	LABEL/C/DRIVE/F	1	T	T				
2	1640 - 903 - 006 - 00	LABEL/W/FAN	2	T	T				
3	1640 - 903 - 007 - 00	LABEL/C/BATTERY	1	T	T				
4	1640 - 903 - 008 - 00	LABEL/W/SHIELD	2	T	T				
5	1640 - 903 - 009 - 00	LABEL/W/MUFFLER	1	T	T				
6	1640 - 903 - 011 - 00	LABEL/W/ETHER	1	T	T				
7	1640 - 903 - 012 - 00	LABEL/W/SHIELD/PTO	1	T	T				
8	1640 - 903 - 013 - 00	LABEL/W/RADIATOR	1	T	T				
9	1640 - 903 - 015 - 00	LABEL/D/STARTER	1	T	T				
10	1640 - 903 - 016 - 00	LABEL/D/BATTERY	1	T	T				
11	1427 - 934 - 013 - 00	MARK,FUEL/FR	1	T	T				
12	1640 - 903 - 019 - 10	LABEL/C/SHIFT	1	T	T				
13	1620 - 904 - 007 - 00	LABEL/FUSE/11	1	T	T				
14	1594 - 904 - 025 - 00	MARK,FUSE/4	1	T	T				
15	1640 - 903 - 005 - 10	LABEL/START/F	1	T	T				
16	1640 - 903 - 046 - 00	LABEL/W/ROPS/E50	1	T	T				

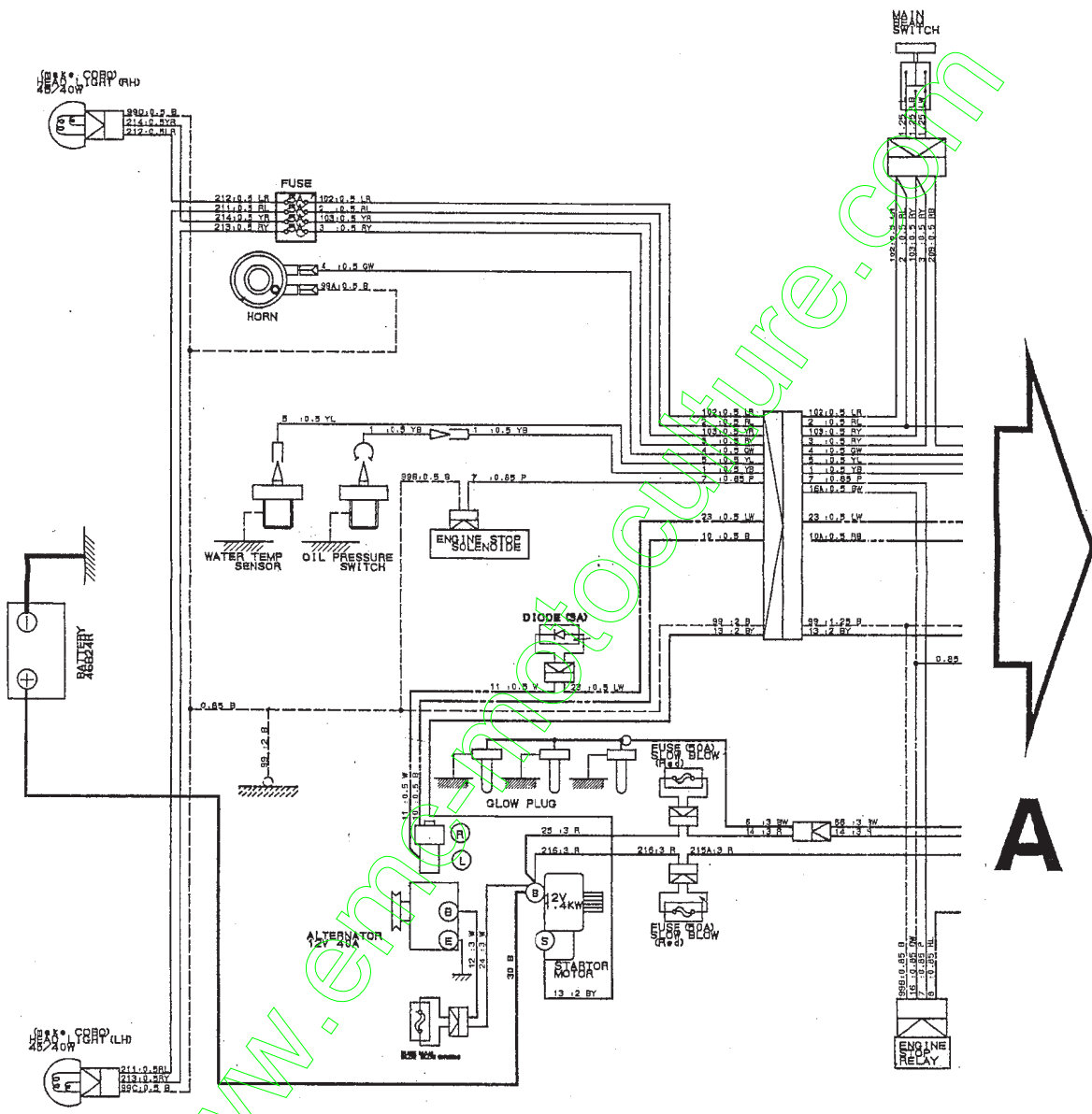
FIG. 73 LABEL (PORTUGAL) (OPTION)



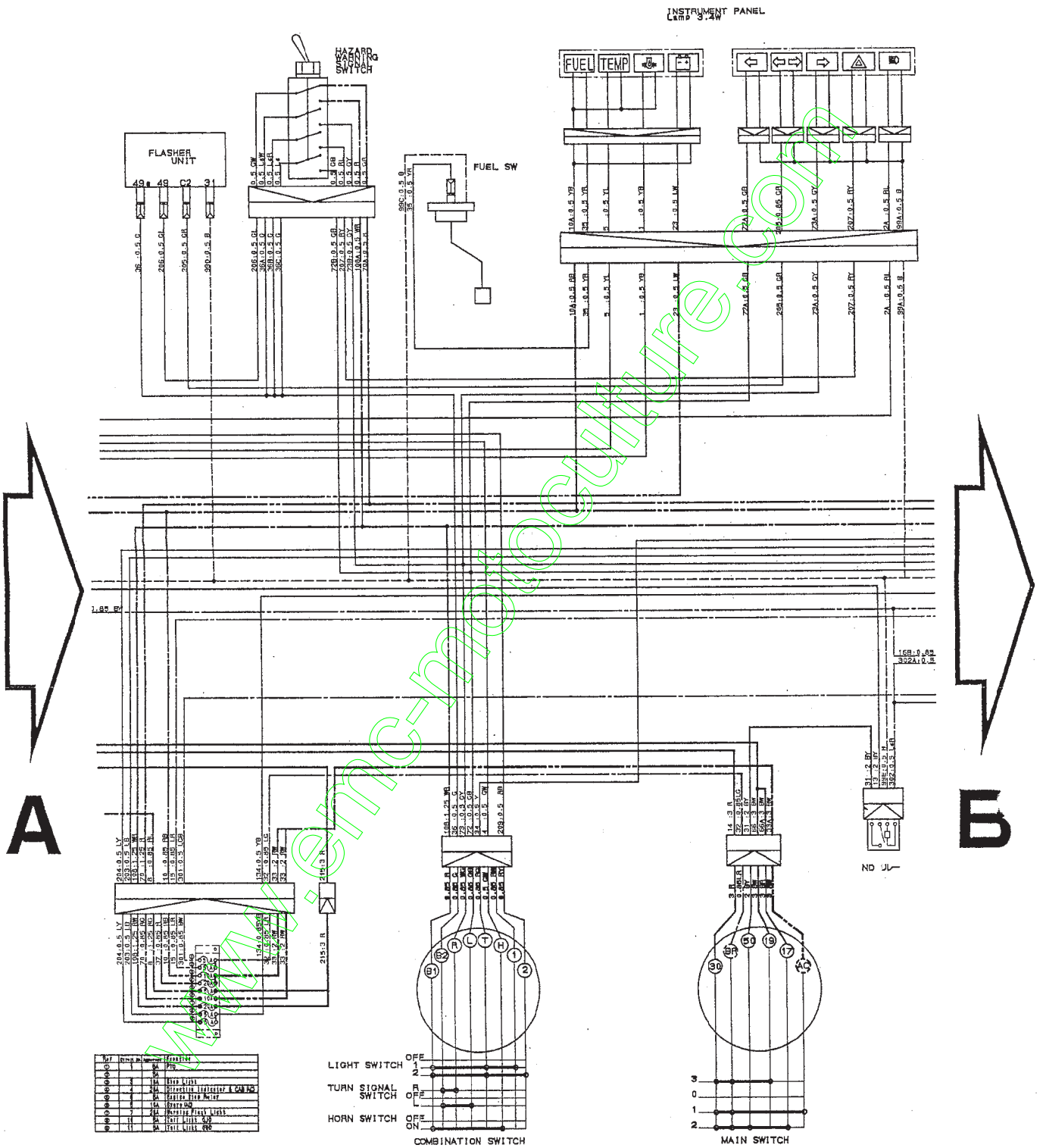
1620-504C

KEY	PART CODE	DESCRIPTION	QTY	TYPE OF MODEL		I T C	C O L	G R P	REMARKS
				TM215H	TM217H				
1	1640 - 904 - 025 - 00	LABEL/C/DRIVE/P	1	T	T				
2	1640 - 903 - 056 - 00	LABEL/W/FAN	2	T	T				
3	1640 - 903 - 057 - 00	LABEL/C/BATTERY	1	T	T				
4	1640 - 903 - 058 - 00	LABEL/W/SHIELD	2	T	T				
5	1640 - 903 - 059 - 00	LABEL/W/MUFFLER	1	T	T				
6	1640 - 903 - 062 - 00	LABEL/W/SHIELD/PTO	1	T	T				
7	1640 - 903 - 061 - 00	LABEL/W/ETHER	1	T	T				
8	1640 - 903 - 063 - 00	LABEL/W/RADIATOR	1	T	T				
9	1640 - 903 - 065 - 00	LABEL/D/STARTER	1	T	T				
10	1640 - 903 - 067 - 00	LABEL/FUEL/P	1	T	T				
11	1640 - 903 - 066 - 00	LABEL/D/BATTERY	1	T	T				
12	1640 - 903 - 069 - 00	LABEL/C/SHIFT	1	T	T				
13	1620 - 904 - 009 - 00	LABEL/FUSE/11	1	T	T				
14	1640 - 903 - 052 - 00	LABEL/FUSE/4	1	T	T				
15	1640 - 903 - 055 - 10	LABEL/START/P	1	T	T				
16	1640 - 903 - 048 - 00	LABEL/W/ROPS/E40P	1	T	T				

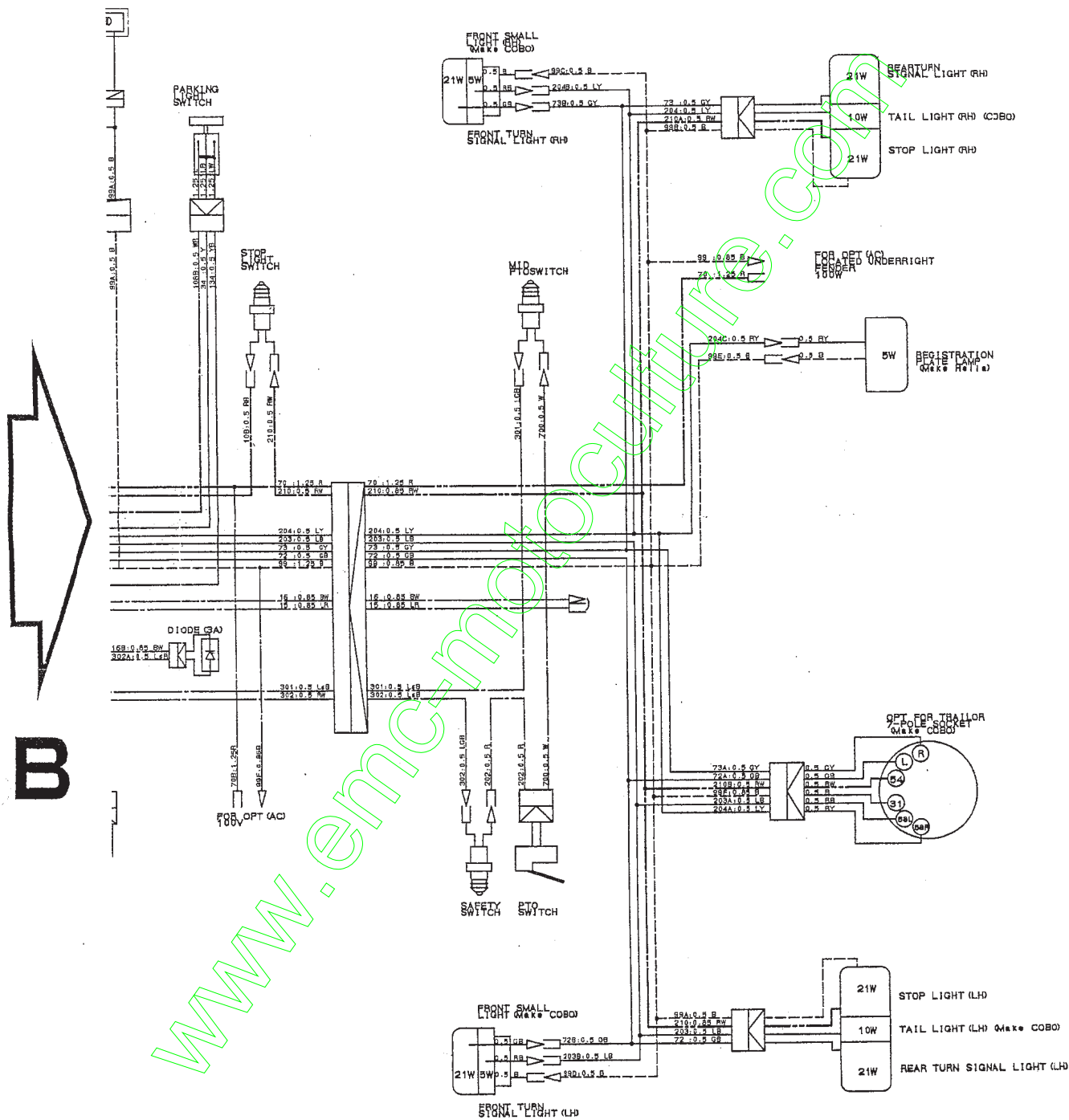
WIRING DIAGRAM (E4)(1)



WIRING DIAGRAM (E4) (2)



WIRING DIAGRAM (E4) (3)



NUMERICAL INDEX

6003-097-170-00

PART CODE	FIG. KEY	PART CODE	FIG. KEY	PART CODE	FIG. KEY
J061-210-015-00	17 23	6209-046-001-00	9 18	6211-342-002-10	8 2
J062-062-067-00	21 5	6209-050-001-00	9 35	6211-361-010-10	7 1
J062-076-082-00	21 4	6209-050-002-00	9 36	6211-510-001-00	5 10
P117-303-003-00	9 25	6209-056-001-00	20 7	6211-511-003-00	5 11
V203-361-004-50	22 8	6209-300-002-00	17 18	6211-511-004-00	5 12
V211-560-802-00	3 3	6209-300-004-00	8 5	6211-540-001-00	6 1
	9 14	6209-300-013-00	5 29	6211-560-001-00	6 3
	17 19	6209-360-010-00	21 2	6211-599-001-10	5 13
	17 27	6209-360-028-10	2 6		6 2
	22 3	6209-409-001-00	9 21		6 4
V211-560-802-50	4 3	6209-409-003-00	11 18	6211-715-002-00	1 5
V341-120-008-00	9 22	6209-440-003-00	13 7	6211-721-001-00	1 6
V411-260-006-00	20 39	6209-490-002-00	2 4	6211-721-002-00	1 7
V523-101-001-80	15 2	6209-500-003-00	9 19	6211-751-001-10	2 2
V600-110-600-40	20 12	6209-580-002-10	20 36	6211-760-012-20	5 28
V600-110-600-50	9 52	6209-587-001-00	13 4	6211-777-007-20	10 1
V600-110-620-30	20 11	6209-605-004-00	1 4	6212-111-015-10	13 1
V600-150-600-20	15 8	6209-605-005-10	5 30	6212-114-015-10	14 1
V682-200-000-60	1 9	6209-610-001-00	5 3	6212-116-015-10	14 3
V704-140-016-00	11 16	6209-610-002-10	9 4	6212-121-008-00	13 2
V705-140-012-00	9 34	6209-625-001-00	5 14	6212-124-008-00	14 2
V710-140-004-00	20 21	6209-625-002-00	9 9	6212-126-008-00	14 4
	20 32	6209-630-002-10	23 6	6212-211-001-10	13 3
V720-101-900-80	20 35	6209-740-001-00	9 29	6212-230-003-00	13 5
V720-102-401-50	16 9	6209-740-004-00	5 17	6212-235-001-00	13 6
V720-102-401-80	7 3	6209-749-001-10	5 15	6212-261-006-00	13 8
V723-102-002-40	9 39		9 49	6212-264-006-00	6 5
V723-102-003-60	9 43	6209-940-004-00	11 15	6212-266-006-00	6 6
V723-102-005-00	9 48	6211-110-020-20	1 1	6212-310-008-10	15 1
V723-102-005-50	17 31	6211-141-008-20	1 10	6212-330-017-20	15 5
1373-121-001-00	22 4	6211-150-008-00	1 2	6212-333-001-00	15 6
1425-621-004-00	9 17	6211-170-004-10	2 1	6212-370-011-00	15 10
3625-301-002-00	7 2	6211-173-003-00	2 3	6212-371-009-00	15 11
3625-540-004-00	9 41	6211-210-050-10	5 1	6212-372-002-10	15 12
6209-000-002-00	11 19	6211-258-001-00	5 8	6212-379-001-00	15 15
6209-000-003-00	1 11	6211-258-002-00	5 9	6212-511-002-00	12 1
6209-000-004-10	5 2	6211-291-016-00	5 24	6212-521-002-00	15 3
6209-000-013-00	15 9	6211-292-001-20	5 25	6212-522-003-00	12 2
6209-009-001-00	16 6	6211-310-021-00	9 1	6212-523-003-00	12 6
6209-030-005-00	9 10	6211-311-011-00	9 44	6212-524-002-00	20 9
6209-030-006-00	9 16	6211-312-002-20	9 45	6212-530-005-10	9 51
	17 28	6211-312-003-10	9 30	6212-531-005-10	5 6
6209-030-043-00	20 16	6211-319-003-00	9 47	6212-535-001-00	12 4
6209-030-044-00	18 4	6211-322-002-00	9 56	6212-535-002-00	20 13
6209-031-083-00	22 5	6211-341-032-00	8 1	6212-551-001-00	11 1

6003-097-170-00

PART CODE	FIG. KEY	PART CODE	FIG. KEY	PART CODE	FIG. KEY
6212-552-001-00	11 2	6213-671-003-00	18 5	6215-542-006-00	20 20
6212-561-001-00	11 3	6213-674-006-10	22 2	6215-543-001-10	20 19
6212-563-001-00	11 4	6213-711-003-20	17 30	6215-546-003-00	9 20
6212-565-001-00	11 5	6213-716-001-40	17 24	6215-549-001-10	5 27
6212-569-002-00	1 8	6213-721-003-00	17 25	6215-549-003-00	20 22
6212-571-001-10	11 6	6213-721-007-00	5 23	6215-549-005-10	20 26
6212-575-001-00	11 7	6213-729-013-00	17 22	6215-549-006-00	20 27
6212-600-002-00	11 8	6213-743-002-10	17 26	6215-549-007-10	20 37
6212-611-004-10	11 9	6214-111-011-20	3 1	6215-549-008-00	20 41
6212-616-002-00	11 17	6214-115-001-20	3 2	6215-549-009-00	20 28
6212-620-001-10	11 10	6214-141-010-10	4 1	6215-549-010-00	20 29
6212-621-002-10	11 11	6214-145-001-30	4 2	6215-549-023-00	20 30
6212-626-002-10	11 12	6215-300-005-00	19 1	6215-549-024-00	20 31
6212-628-004-00	11 13	6215-311-005-00	24 1	6215-549-027-10	20 25
6212-628-005-00	11 14	6215-315-002-00	19 2	6215-549-028-00	20 24
6213-100-003-20	16 1	6215-330-007-00	24 2	6215-600-113-00	20 1
6213-111-001-20	16 2	6215-332-002-00	24 16	6215-611-002-00	25 1
6213-120-003-00	16 3	6215-339-002-00	24 15	6215-612-002-00	25 49
6213-125-001-00	16 4	6215-342-002-00	24 3	6215-619-012-00	25 50
6213-140-008-00	16 8	6215-343-002-00	24 4	6215-619-014-00	25 53
6213-149-002-00	16 10	6215-345-044-00	24 5		25 57
6213-160-002-00	9 31	6215-345-045-00	24 6	6215-619-015-00	25 54
6213-161-001-00	9 32	6215-345-046-00	24 7	6215-619-016-00	25 55
6213-164-001-00	9 33	6215-345-047-00	24 8	6215-619-026-00	25 56
6213-211-001-10	9 42	6215-345-048-00	24 9	6215-619-030-00	25 52
6213-240-002-00	16 15	6215-345-049-00	24 10	6215-621-001-30	20 8
6213-311-003-10	16 12	6215-345-050-00	24 11	6215-622-002-00	25 12
6213-319-004-00	9 2	6215-345-051-00	24 12	6215-629-017-00	25 13
6213-610-005-30	17 1	6215-345-052-00	24 13	6215-629-018-00	25 14
6213-611-003-20	17 2	6215-345-053-00	24 14	6215-629-020-00	25 18
6213-612-004-00	17 9	6215-355-003-00	24 18	6215-629-021-00	25 19
6213-613-002-10	17 8	6215-359-003-00	24 17	6215-629-022-00	25 20
6213-614-003-10	17 12	6215-359-004-00	24 19	6215-629-023-00	25 21
6213-614-006-10	17 17	6215-410-035-10	19 3	6215-629-024-00	25 22
6213-619-002-00	17 11	6215-410-036-10	19 4	6215-629-025-00	25 23
6213-619-003-00	17 10	6215-410-057-00	19 5	6215-629-026-00	25 24
6213-619-005-00	17 16	6215-412-006-00	21 1	6215-629-027-00	25 25
6213-621-003-00	17 6	6215-520-001-00	20 15	6215-629-028-00	25 26
6213-622-002-10	17 5	6215-526-001-10	20 17	6215-629-029-00	25 27
6213-631-002-00	17 3	6215-531-021-00	20 33	6215-629-030-00	25 28
6213-631-005-00	17 4	6215-541-001-00	20 18	6215-629-031-00	25 29
6213-641-002-00	18 2	6215-541-016-30	20 23	6215-629-032-00	25 30
6213-642-002-00	17 7	6215-541-024-10	20 34	6215-629-033-00	25 31
6213-660-007-00	18 1	6215-542-004-20	9 24	6215-629-034-00	25 32
6213-669-008-00	18 3	6215-542-005-00	9 26	6215-629-068-00	25 33

PART CODE	FIG. KEY	PART CODE	FIG. KEY	PART CODE	FIG. KEY
6215-629-069-00	25 34	6281-129-009-00	26 19	6581-129-092-00	26 15
6215-629-070-00	25 35	6281-129-010-00	26 4	6581-129-096-00	26 16
6215-629-071-00	25 36	6281-129-011-00	26 5	6581-129-099-00	26 13
6215-629-072-00	25 37	6281-129-020-00	26 7	6581-129-100-00	26 14
6215-629-073-00	25 38	6281-151-005-00	26 8	6894-453-344-00	5 21
6215-629-074-00	25 39	6281-200-005-00	22 1	6901-050-850-00	11 20
6215-629-075-00	25 40	6281-213-006-00	27 7	6901-066-645-00	15 16
6215-629-076-00	25 41	6281-214-003-00	27 12	6901-910-612-00	7 4
6215-629-077-00	25 42	6281-214-004-00	27 13		12 5
6215-629-078-00	25 43	6281-215-001-00	27 17		20 14
6215-629-079-00	25 44	6281-216-001-00	27 18		23 7
6215-629-080-00	25 45	6281-217-001-00	27 16	6901-910-614-00	5 26
6215-629-081-00	25 46	6281-221-001-00	27 4	6901-910-616-00	9 40
6215-629-082-00	25 47	6281-222-004-00	27 1	6901-910-625-00	16 7
6215-631-017-00	25 2	6281-229-002-00	27 2	6901-910-816-00	16 11
6215-634-002-00	25 15	6281-229-003-00	27 3	6901-910-830-00	17 32
6215-635-002-00	25 8	6281-229-004-00	27 6	6901-910-840-00	3 4
6215-635-008-00	25 51	6281-229-005-00	27 5	6901-910-845-00	9 15
6215-637-002-00	25 48	6281-229-006-00	27 8		17 13
6215-639-006-00	25 16	6281-229-007-00	27 9	6901-911-020-00	8 3
6215-639-007-00	25 17	6281-229-008-00	27 11		10 2
6215-641-002-00	25 3	6281-229-009-00	27 10	6902-050-610-00	15 13
6215-643-002-00	25 4	6281-229-011-00	27 15	6902-050-816-00	9 46
6215-644-003-00	25 6	6281-229-012-00	27 19	6904-110-818-00	5 19
6215-649-003-00	25 5	6281-229-013-00	27 20	6904-110-822-00	9 5
6215-649-004-00	25 7	6281-229-014-00	27 21		9 50
6215-649-005-00	25 9	6281-229-015-00	27 22	6904-110-840-00	5 20
6215-649-006-00	25 10	6281-229-016-00	27 23	6904-110-850-00	9 7
6215-649-007-00	25 11	6281-229-017-00	27 24	6904-110-855-00	9 6
6219-310-003-10	9 38	6281-229-018-00	27 25	6908-000-716-00	12 3
6219-732-002-00	23 4	6281-229-029-00	27 14		20 10
6219-752-001-00	20 2	6281-271-002-00	27 26	6908-000-750-00	15 4
6219-752-002-00	20 3	6281-410-014-00	23 3	6908-160-408-00	16 5
6219-752-003-00	20 4	6281-910-001-00	23 5	6908-160-510-00	5 18
6219-752-004-00	20 5	6281-920-001-00	23 8		9 8
6219-752-005-00	20 6	6281-971-003-00	23 1	6908-160-816-00	5 16
6281-100-005-00	22 7	6282-450-002-00	23 2		8 4
6281-111-002-00	26 1	6509-000-084-00	9 11		15 7
6281-115-005-00	26 11	6509-505-019-10	5 5	6909-110-406-00	9 37
6281-116-002-00	26 2		9 3		20 38
6281-118-002-00	26 9	6511-321-083-00	9 55	6909-110-408-00	9 53
6281-121-003-00	26 3	6513-770-022-10	17 29		9 57
6281-124-001-00	26 6	6515-419-014-00	21 3		26 22
6281-129-006-00	26 17	6581-117-007-00	26 10	6909-110-410-00	22 6
6281-129-008-00	26 18	6581-123-011-00	26 12		22 9

6003-097-170-00

PART CODE	FIG. KEY	PART CODE	FIG. KEY	PART CODE	FIG. KEY
6909-110-508-00	9 12 11 21 17 14				
6909-111-508-00	17 20 26 20				
6909-150-506-00	15 14 20 40				
6909-150-508-00	9 13 9 54 9 58				
6909-150-510-00	17 15 17 21 26 21 22 10				
6909-164-508-00	11 22				
6909-202-308-00	9 27				
6909-572-008-00	2 5				
6909-830-212-00	1 12				
6909-902-299-00	5 22				
6909-906-105-10	16 13				
6909-920-843-00	9 23 9 28 16 14				
6911-129-006-00	1 3				
6911-129-083-00	5 7				
6911-219-195-00	5 4				

www.emc-motoculture.com

NUMERICAL INDEX

6004-097-190-00

PART CODE	FIG. KEY	PART CODE	FIG. KEY	PART CODE	FIG. KEY
J061-210-015-00	17 23	6209-050-001-00	9 33	6211-511-003-00	5 11
J062-076-082-00	21 3	6209-050-002-00	9 34	6211-511-004-00	5 12
P117-303-003-00	9 23	6209-300-004-00	8 5	6211-540-001-00	6 1
V201-360-802-00	20 7	6209-300-013-00	5 31	6211-560-001-00	6 3
V203-361-004-50	22 8	6209-360-010-00	21 2	6211-599-001-10	5 13
V211-560-802-00	3 3	6209-360-028-10	2 6		6 2
	9 12	6209-409-001-00	9 19		6 4
	17 19	6209-409-003-00	11 18	6211-715-002-00	1 5
	17 27	6209-440-003-00	13 7	6211-721-001-00	1 5
	22 3	6209-490-002-00	2 4	6211-721-002-00	1 7
V211-560-802-50	4 3	6209-500-003-00	9 17	6211-751-001-10	2 2
V341-120-008-00	9 20	6209-580-002-10	20 37	6211-760-012-20	5 30
V411-260-006-00	20 40	6209-587-001-00	13 4	6211-777-007-20	10 1
V523-101-001-80	15 2	6209-605-004-00	1 4	6212-111-013-10	13 1
V600-110-600-40	20 14	6209-610-001-00	5 3	6212-114-013-10	14 1
V600-110-600-50	9 48	6209-610-002-10	9 3	6212-116-013-10	14 3
V600-110-620-30	20 13	6209-625-001-00	5 14	6212-121-008-00	13 2
V600-150-600-20	15 8	6209-625-002-00	9 7	6212-124-008-00	14 2
V682-200-000-60	1 9	6209-630-002-10	23 6	6212-126-008-00	14 4
V704-140-016-00	11 16	6209-740-001-00	9 27	6212-211-001-10	13 3
V705-140-012-00	9 32	6209-740-004-00	5 17	6212-230-004-00	13 5
V710-140-004-00	20 23	6209-740-005-00	5 18	6212-235-001-00	13 6
	20 33	6209-749-001-10	5 15	6212-261-006-00	13 8
V720-101-900-80	20 36		9 45	6212-264-006-00	6 5
V720-102-401-50	16 9	6209-940-004-00	11 15	6212-266-006-00	6 6
V720-102-401-80	7 3	6211-110-014-20	1 1	6212-310-009-00	15 1
V723-102-002-40	9 37	6211-141-008-20	1 10	6212-330-017-20	15 5
V723-102-005-00	9 44	6211-150-011-00	1 2	6212-333-001-00	15 6
V723-102-005-50	17 31	6211-170-004-10	2 1	6212-370-011-00	15 10
1373-121-001-00	22 4	6211-173-003-00	2 3	6212-371-009-00	15 11
1425-621-004-00	9 15	6211-210-046-00	5 1	6212-372-002-10	15 12
3625-301-002-00	7 2	6211-258-001-00	5 8	6212-379-001-00	15 15
3625-540-004-00	9 39	6211-258-002-00	5 9	6212-511-002-00	12 1
6209-000-002-00	11 19	6211-291-016-00	5 26	6212-521-002-00	15 3
6209-000-003-00	1 11	6211-292-001-20	5 27	6212-522-003-00	12 2
6209-000-004-10	5 2	6211-310-012-10	9 1	6212-523-003-00	12 6
6209-000-013-00	15 9	6211-311-007-20	9 40	6212-524-002-00	20 11
6209-009-001-00	16 6	6211-312-003-10	9 28	6212-530-005-10	9 47
6209-030-005-00	9 8	6211-312-004-10	9 41	6212-531-005-10	5 6
6209-030-006-00	9 14	6211-319-003-00	9 43	6212-535-001-00	12 4
6209-030-043-00	17 28	6211-322-002-00	9 52	6212-535-002-00	20 15
6209-030-044-00	20 18	6211-341-032-00	8 1	6212-551-001-00	11 1
6209-031-083-00	22 5	6211-342-002-10	8 2	6212-552-001-00	11 2
6209-046-001-00	9 16	6211-361-010-10	7 1	6212-561-001-00	11 3
		6211-510-001-00	5 10	6212-563-001-00	11 4

6004-097-190-00

PART CODE	FIG. KEY	PART CODE	FIG. KEY	PART CODE	FIG. KEY
6212-565-001-00	11 5	6213-721-003-00	17 25	6215-345-011-00	24 18
6212-569-002-00	1 8	6213-721-007-00	5 24		25 18
6212-571-001-10	11 6	6213-729-013-00	17 22	6215-345-012-00	24 19
6212-575-002-00	11 7	6213-743-002-10	17 26		25 19
6212-600-002-00	11 8	6214-111-011-20	3 1	6215-345-013-00	24 20
6212-611-004-10	11 9	6214-115-001-20	3 2		25 20
6212-616-002-00	11 17	6214-141-010-10	4 1	6215-345-014-00	24 21
6212-620-001-10	11 10	6214-145-001-30	4 2		25 21
6212-621-002-10	11 11	6215-300-006-10	19 1	6215-345-015-00	24 22
6212-626-002-10	11 12	6215-300-009-10	19 2		25 22
6212-628-004-00	11 13	6215-311-019-00	24 1	6215-345-016-00	24 23
6212-628-005-00	11 14		25 1		25 23
6213-100-003-20	16 1	6215-315-002-00	19 3	6215-345-017-00	24 24
6213-111-001-20	16 2	6215-330-003-00	25 2		25 24
6213-120-003-00	16 3	6215-330-004-00	24 2	6215-345-018-00	24 25
6213-125-001-00	16 4	6215-331-001-00	25 3		25 25
6213-140-008-00	16 8	6215-331-002-00	24 3	6215-345-019-00	24 26
6213-149-002-00	16 10	6215-332-004-00	24 6		25 26
6213-160-002-00	9 29		25 6	6215-345-020-00	24 27
6213-161-001-00	9 30	6215-339-001-00	24 7		25 27
6213-164-001-00	9 31		25 7	6215-345-021-00	24 28
6213-240-002-00	16 15	6215-342-001-00	24 4		25 28
6213-311-006-00	16 12		25 4	6215-345-022-00	24 29
6213-319-001-00	5 25	6215-343-001-00	24 5		25 29
6213-610-005-30	17 1		25 5	6215-345-023-00	24 30
6213-611-003-20	17 2	6215-345-001-00	24 8		25 30
6213-612-004-00	17 9		25 8	6215-345-024-00	24 31
6213-613-002-10	17 8	6215-345-002-00	24 9		25 31
6213-614-003-10	17 12		25 9	6215-345-025-00	24 32
6213-614-004-10	17 17	6215-345-003-00	24 10		25 32
6213-619-001-00	17 16		25 10	6215-345-026-00	24 33
6213-619-002-00	17 11	6215-345-004-00	24 11		25 33
6213-619-003-00	17 10		25 11	6215-345-027-00	24 34
6213-621-003-00	17 6	6215-345-005-00	24 12		25 34
6213-622-002-10	17 5		25 12	6215-345-028-00	24 35
6213-631-002-00	17 3	6215-345-006-00	24 13		25 35
6213-631-005-00	17 4		25 13	6215-345-029-00	24 36
6213-641-002-00	18 2	6215-345-007-00	24 14		25 36
6213-642-002-00	17 7		25 14	6215-345-030-00	24 37
6213-660-007-00	18 1	6215-345-008-00	24 15		25 37
6213-669-008-00	18 3		25 15	6215-345-031-00	24 38
6213-671-003-00	18 5	6215-345-009-00	24 16		25 38
6213-674-006-10	22 2		25 16	6215-345-032-00	24 39
6213-711-003-20	17 30	6215-345-010-00	24 17		25 39
6213-716-001-40	17 24		25 17	6215-345-033-00	24 40

PART CODE	FIG. KEY	PART CODE	FIG. KEY	PART CODE	FIG. KEY
6215-345-033-00	25 40	6215-549-010-00	20 30	6219-310-003-10	9 36
6215-345-034-00	24 41	6215-549-012-00	20 42	6219-732-002-00	23 4
	25 41	6215-549-013-00	5 29	6219-752-006-00	20 2
6215-345-035-00	24 42	6215-549-019-00	20 27	6219-752-007-00	20 3
	25 42	6215-549-023-00	20 31	6219-752-008-00	20 4
6215-345-036-00	24 43	6215-549-024-00	20 32	6219-752-009-00	20 5
	25 43	6215-549-027-10	20 26	6219-752-010-00	20 6
6215-345-037-00	24 44	6215-549-028-00	20 25	6281-100-005-00	22 7
	25 44	6215-600-110-00	20 1	6281-111-002-00	27 1
6215-345-038-00	24 45	6215-611-001-00	26 8	6281-115-005-00	27 11
6215-345-039-00	25 45	6215-612-001-00	26 11	6281-116-002-00	27 2
	24 46	6215-619-010-00	26 2	6281-118-002-00	27 9
	25 46	6215-619-022-00	26 10	6281-121-003-00	27 3
6215-345-040-00	24 47	6215-619-027-00	26 1	6281-124-001-00	27 6
	25 47	6215-619-028-00	26 34	6281-129-006-00	27 17
6215-345-041-00	24 48	6215-619-029-00	26 35	6281-129-008-00	27 18
	25 48	6215-621-002-30	20 10	6281-129-009-00	27 19
6215-345-042-00	24 49	6215-622-001-00	26 14	6281-129-010-00	27 4
	25 49	6215-629-001-00	26 12	6281-129-011-00	27 5
6215-345-043-00	24 50	6215-629-002-00	26 13	6281-129-020-00	27 7
6215-355-001-00	25 50	6215-629-003-00	26 20	6281-151-005-00	27 8
	25 53	6215-629-004-00	26 21	6281-200-005-00	22 1
6215-355-002-00	24 53	6215-629-005-00	26 22	6281-213-006-00	28 7
6215-359-001-00	24 51	6215-629-006-00	26 23	6281-214-003-00	28 12
	25 51	6215-629-007-00	26 24	6281-214-004-00	28 13
6215-359-002-00	24 52	6215-629-008-00	26 25	6281-215-001-00	28 17
	25 52	6215-629-009-00	26 26	6281-216-001-00	28 18
6215-410-006-10	19 4	6215-629-010-00	26 27	6281-217-001-00	28 16
6215-410-007-10	19 5	6215-629-011-00	26 28	6281-221-001-00	28 4
6215-410-008-10	19 6	6215-629-012-00	26 29	6281-222-004-00	28 1
6215-412-007-00	21 1	6215-629-013-00	26 30	6281-229-002-00	28 2
6215-520-001-00	20 17	6215-629-014-00	26 31	6281-229-003-00	28 3
6215-526-001-10	20 19	6215-629-015-00	26 32	6281-229-004-00	28 6
6215-531-021-00	20 34	6215-629-016-00	26 33	6281-229-005-00	28 5
6215-541-001-00	20 20	6215-631-001-00	26 9	6281-229-006-00	28 8
6215-541-016-30	20 24	6215-634-001-00	26 18	6281-229-007-00	28 9
6215-541-024-10	20 35	6215-635-001-00	26 16	6281-229-008-00	28 11
6215-542-004-20	9 22	6215-637-001-00	26 15	6281-229-009-00	28 10
6215-542-005-00	9 24	6215-639-004-00	26 17	6281-229-011-00	28 15
6215-542-006-00	20 22	6215-639-005-00	26 19	6281-229-012-00	28 19
6215-543-002-10	20 21	6215-541-001-00	26 7	6281-229-013-00	28 20
6215-546-003-00	9 18	6215-543-001-00	26 3	6281-229-014-00	28 21
6215-549-006-00	20 28	6215-544-008-00	26 4	6281-229-015-00	28 22
6215-549-007-10	20 38	6215-549-001-00	26 5	6281-229-016-00	28 23
6215-549-009-00	20 29	6215-549-002-00	26 6	6281-229-017-00	28 24

6004-097-190-00

PART CODE	FIG. KEY	PART CODE	FIG. KEY	PART CODE	FIG. KEY
6281-229-018-00	28 25	6904-110-855-00	9 5		
6281-229-029-00	28 14	6908-000-716-00	12 3		
6281-271-002-00	28 26		20 12		
6281-410-002-20	23 3	6908-000-750-00	15 4		
6281-910-003-00	23 5	6908-160-408-00	16 5		
6281-920-001-00	23 8	6908-160-816-00	5 16		
6281-971-003-00	23 1		8 4		
6282-450-002-00	23 2		15 7		
6509-000-084-00	9 9	6909-110-406-00	9 35		
6509-605-019-10	5 5		20 39		
	9 2	6909-110-408-00	9 49		
6511-321-083-00	9 51		9 53		
6513-770-022-10	17 29		27 22		
6581-117-007-00	27 10	6909-110-410-00	22 6		
6581-123-011-00	27 12		22 9		
6581-129-092-00	27 15	6909-110-508-00	9 10		
6581-129-096-00	27 16		11 21		
6581-129-099-00	27 13		17 14		
6581-129-100-00	27 14		17 20		
6894-453-344-00	5 22		20 8		
6901-050-850-00	11 20	6909-111-508-00	27 20		
6901-066-645-00	15 16	6909-150-506-00	15 14		
6901-910-612-00	7 4		20 41		
	12 5	6909-150-508-00	9 11		
	20 16		9 50		
6901-910-614-00	23 7		9 54		
6901-910-616-00	5 28		17 15		
6901-910-625-00	9 38		17 21		
6901-910-816-00	16 7		20 9		
	16 11		27 21		
6901-910-830-00	17 32	6909-150-510-00	22 10		
6901-910-840-00	3 4	6909-164-508-00	11 22		
6901-910-845-00	9 13	6909-202-308-00	9 25		
	17 13	6909-572-008-00	2 5		
6901-911-020-00	8 3	6909-830-212-00	1 12		
6902-050-610-00	10 2	6909-902-299-00	5 23		
6902-050-816-00	15 13	6909-906-105-10	16 13		
6904-110-818-00	9 42	6909-920-843-00	9 21		
6904-110-822-00	5 20		9 26		
	5 21		16 14		
6904-110-840-00	9 4	6911-129-006-00	1 3		
	9 46	6911-129-083-00	5 7		
	5 19	6911-219-195-00	5 4		
	17 18				
6904-110-850-00	9 6				

NUMERICAL INDEX

1683-097-110-00

PART CODE	FIG. KEY	PART CODE	FIG. KEY	PART CODE	FIG. KEY
J061-210-012-00	5 15	V201-260-803-00	53 3	V210-360-601-60	55 12
J061-210-015-00	1 25	V201-260-806-50	5 11		55 15
J061-224-032-00	1 21	V201-260-808-00	3 13		65 25
J061-230-038-00	1 19		4 13		65 28
J061-236-044-00	1 18	V201-260-813-00	50 2	V210-360-602-00	11 34
J061-242-050-00	1 22		66 26		23 30
	3 8	V201-261-004-50	29 4	V210-560-603-00	61 8
	4 8	V201-261-202-50	21 2	V211-260-801-60	9 9
J061-247-055-00	3 10		38 5		9 13
	4 10		53 42		49 21
J062-081-087-00	5 18		58 6		52 11
J062-111-120-00	5 16	V201-261-203-50	41 7		52 31
K185-031-302-00	35 5	V201-261-205-00	29 3		63 22
K185-031-303-00	35 6	V201-360-802-50	53 9	V211-260-802-00	6 22
K211-001-000-00	49 8	V201-360-804-50	25 2		9 32
K211-001-006-20	79 2	V201-361-003-0B	42 40		28 35
K211-001-007-00	79 3	V201-361-003-00	42 39		31 15
K211-001-008-00	79 4	V201-361-007-50	12 5		39 12
K211-001-009-00	79 5	V201-361-008-50	35 20		52 7
K211-001-100-10	79 1	V201-361-009-00	22 3	V211-260-802-50	47 21
K211-008-011-00	80 5		23 3	V211-260-805-00	49 9
K233-002-003-00	80 2	V201-361-010-00	47 5	V211-261-002-00	15 16
K233-002-004-00	80 3	V201-361-014-00	12 6		59 9
K233-002-005-00	80 4	V201-361-202-50	9 4		67 7
K233-003-000-00	37 9		30 9	V211-261-003-00	11 32
K233-003-001-00	80 1		42 42	V211-360-801-60	1 13
K250-001-000-00	47 11		45 11		1 16
K250-001-009-00	47 13		46 11		6 2
K250-019-000-10	79 9	V201-361-203-00	41 13		7 10
P113-211-330-00	37 10		53 20		7 13
V111-165-003-00	67 4	V201-361-204-00	9 5		15 4
V111-166-001-20	56 24		47 16		16 7
V120-264-000-80	65 4	V201-361-205-00	47 17		20 4
V120-265-001-00	65 6	V203-261-002-00	36 5		22 25
V120-364-002-50	20 24	V203-261-202-00	20 5		23 27
V120-366-001-60	64 13		22 26		23 46
	66 25		23 25		24 15
V120-376-001-20	56 20	V203-361-002-00	6 10		25 14
V120-376-002-00	56 12		36 2		26 6
	58 21	V203-361-002-50	38 2		27 7
V200-260-501-0B	6 7	V203-361-003-00	2 3		27 13
V200-260-605-50	37 3		2 7		51 4
V201-260-801-60	47 26	V210-260-604-50	52 10		54 4
V201-260-802-50	10 3	V210-360-601-20	1 9		56 10
V201-260-803-00	26 11	V210-360-601-60	25 20		57 13

1683-097-110-00

PART CODE	FIG. KEY	PART CODE	FIG. KEY	PART CODE	FIG. KEY
V211-360-801-60	58 9 58 19 60 2 65 30	V252-341-003-50 V273-360-601-20 V290-106-001-20 V301-260-006-00	11 3 1 5 54 7 7 6	V362-260-008-00	37 15 39 15 57 14 58 10
V211-360-802-00	3 12	V304-260-008-00	10 4		63 8
	4 12 20 15 20 25 37 14 58 13		10 11 25 9 26 8 32 11 32 21	V363-260-008-00 V401-160-006-00	63 23 6 3 55 13 62 3 37 4
	58 15 59 2 59 4 60 6 61 15		32 33 32 38 52 23 53 4 61 11	V401-160-008-00	56 22 3 14 4 14 5 12 25 3
V211-360-802-50 V211-360-804-00 V211-361-002-50	32 13 42 30 1 29 22 28 61 3	V304-260-010-00	65 23 11 7 28 26 29 8 35 19		25 8 28 11 50 3 52 22 53 5
V211-560-802-00 V211-560-802-50 V211-561-001-60 V211-561-003-00	42 36 11 29 42 35 49 6 42 3	V304-260-012-00 V304-460-010-00	50 9 28 37 29 9 41 8 9 33	V401-160-010-00	66 27 2 4 2 8 6 12 9 11
V211-561-003-50 V211-660-802-00 V211-660-802-50 V211-661-003-50	9 35 35 16 11 24 57 25 11 20	V304-460-012-00 V305-260-008-00 V305-260-012-00	47 9 9 6 48 9 53 10 28 38		9 34 11 6 12 7 22 4 23 4
V211-661-004-00 V211-661-004-50 V211-661-005-00 V220-540-802-50	11 21 47 4 47 6 11 15 52 15	V327-262-110-00 V328-262-110-00 V334-460-010-00	53 14 43 5 8 6 34 3 6 11		28 25 29 6 35 17 36 3 36 6
V251-261-202-5C V251-261-203-50 V251-341-002-50 V251-341-003-5C	11 8 28 36 11 14 11 4 41 15	V335-260-012-00 V350-160-006-00	9 10 65 21 54 8 55 8 56 6	V401-160-012-00	38 3 42 41 47 8 9 8 21 3
V252-261-004-00 V252-261-005-50 V252-261-204-50 V252-341-002-00 V252-341-003-00	11 9 11 10 11 11 11 13 11 12	V360-260-006-00 V361-260-006-00 V362-260-008-00	57 6 61 10 58 22 63 17 26 12		29 5 30 10 38 6 41 14 42 43

PART CODE	FIG. KEY	PART CODE	FIG. KEY	PART CODE	FIG. KEY
V401-160-012-00	45 12	V411-260-012-00	58 8	V580-140-602-50	20 7
	46 12	V411-260-016-00	53 32		23 33
	47 18	V500-162-001-50	49 13		24 2
	53 21		49 16	V580-140-603-20	9 26
	53 43		57 11		39 6
V411-260-004-00	58 7	V500-162-002-00	10 8	V580-140-604-00	22 9
	39 10		32 7		23 10
	65 3		32 18	V580-140-802-80	32 29
	V411-260-005-00		32 35	V600-110-600-50	42 9
	63 6		34 4		42 21
V411-260-006-00	65 5	V500-162-002-50	55 21	V600-110-600-60	18 3
	67 5		35 13	V600-110-600-80	42 12
	7 5		43 4	V600-110-600-90	28 12
	8 10	V500-162-501-50	8 11	V600-110-601-00	28 13
	10 7	V500-162-502-00	20 20		40 15
V411-260-008-00	49 14	V500-162-502-50	53 17	V600-110-620-40	14 14
	56 9	V500-163-001-50	8 7		18 4
	56 23	V500-163-002-00	10 14		18 18
	1 31		9 21	V600-110-620-50	18 16
	10 13		15 12		22 16
	15 11	V500-164-002-50	16 13		23 17
	16 12		20 11		42 25
	20 10		23 37	V600-110-620-60	28 17
	23 36		24 6		42 26
	24 5		53 31	V600-110-620-80	30 6
V411-260-010-00	28 31	V500-164-003-00	28 32	V600-110-630-40	13 8
	32 6	V511-100-805-00	26 2		13 12
	32 17	V522-100-801-60	28 9		18 15
	32 34	V522-100-801-80	29 7		22 15
	52 21	V523-101-002-40	11 19		23 16
V411-260-010-00	55 20		22 2	V600-110-630-50	42 6
	57 10		23 5	V600-110-630-60	30 5
	66 28		35 18	V600-110-690-70	42 11
	6 13		42 4	V600-110-691-10	40 18
	8 5		42 29	V600-111-600-60	13 3
	9 36	V530-240-502-40	42 38	V607-110-620-40	13 9
	11 5	V580-140-403-60	28 22	V607-110-630-40	19 5
	12 8	V580-140-502-00	47 24	V654-420-262-40	14 8
	34 5	V580-140-502-50	51 2	V654-425-322-40	14 2
	47 7		40 13		18 6
V411-260-012-00	49 7	V580-140-502-80	32 30	V654-430-382-40	18 11
	50 8	V580-140-503-20	53 26	V682-200-001-00	15 5
	9 7	V580-140-601-60	14 11		16 4
	21 4	V580-140-602-50	15 8		17 4
	53 44		16 9		17 7

1683-097-110-00

PART CODE	FIG. KEY	PART CODE	FIG. KEY	PART CODE	FIG. KEY
V682-200-001-00	22 13 23 13 52 19	V720-102-401-40	12 4 15 2 20 2	V760-150-000-00	42 37 43 3
V704-140-015-00	25 15 25 18		22 23 23 24	V761-150-000-00 V763-150-000-00 V780-140-000-1T	9 2 32 3 79 6
V704-140-018-00	15 19 16 18 23 41 24 10	V720-102-401-80 V720-102-402-00 V720-102-402-10	31 5 31 12 36 9 16 2	V781-160-000-6B V881-005-001-20 V883-005-001-20	23 28 45 4 44 4
V704-140-020-00	13 7		52 5		44 9
V704-140-022-00	14 10 19 7 10 2 31 7 31 14	V720-103-502-80 V720-103-503-60 V720-103-504-10 V720-103-504-40 V720-105-705-50	52 6 36 10 42 34 5 7 49 2	V888-240-081-60 V888-240-081-80 V889-000-081-60	33 3 33 8 33 13 33 18 33 4
V704-140-025-00	14 5 18 19 22 14 23 15 31 16	V720-105-707-10 V720-111-900-60 V720-112-401-10 V720-112-401-20	41 11 79 8 37 7 37 11 47 12	V889-000-081-80 V920-550-801-00 V920-551-201-40	33 9 33 14 33 19 78 5 78 6
V704-140-030-00	40 5 42 27 18 14 30 7		47 14 47 20 79 7 52 27	V920-551-301-70 V920-551-902-20 V936-150-015-00 V999-200-003-00	78 7 78 8 78 3 33 5
V704-140-035-00	42 13	V720-112-401-40	80 6		33 10
V705-140-020-00	48 6 39 5	V720-112-401-80 V720-112-402-00	52 30 80 7 37 2		33 15 33 20 33 24
V705-140-028-00	52 18		52 9 80 8		33 28 44 5
V705-140-047-00	42 17				
V705-140-052-00	22 17				
V706-140-040-00	23 18 40 7 40 17 48 5	V720-113-502-50 V720-113-502-90 V721-103-104-50 V721-103-107-00	80 9 35 12 9 22 41 12		44 10 45 5 45 10 46 4
V706-140-045-00	9 17	V721-103-109-00	42 2		46 9
V706-140-055-00	40 16	V721-113-106-00	47 15	W296-134-007-00	54 11
V707-140-055-00	42 14	V742-120-320-50	39 11		57 5
V707-140-062-00	42 7	V742-135-500-60	48 2	1105-106-001-00	10 5
V707-140-080-00	30 8	V744-114-280-70	52 17	1105-217-004-00	26 3
V720-101-900-70	47 23	V744-120-350-70	9 23	1105-410-003-00	25 16
V720-102-401-00	49 20 5 3 28 24	V744-130-450-80 V744-135-520-80	14 15 28 18 22 19	1302-225-003-00	32 2 22 12 23 14
V720-102-401-40	49 23 12 3	V744-135-550-80	23 20 19 8	1305-931-003-00 1326-706-002-10	53 34 9 3

PART CODE	FIG. KEY	PART CODE	FIG. KEY	PART CODE	FIG. KEY
1326-706-002-10	37 5	1424-101-203-00	1 27	1427-310-003-10	31 13
1342-402-006-00	66 10	1424-101-204-00	1 28	1427-310-220-10	31 3
	66 17	1425-621-004-00	1 32		31 10
1376-402-003-00	27 14		27 15	1427-310-230-00	31 4
	66 9		32 15	1427-310-270-00	31 11
	66 14		58 11	1427-406-018-00	43 2
	66 16		58 18	1427-431-011-00	39 3
1386-241-002-00	46 5		66 11	1427-431-220-00	39 2
	46 10	1426-406-203-00	36 8	1427-432-016-00	40 6
1401-906-005-00	78 2	1427-111-229-00	3 15	1427-433-201-00	39 4
1402-511-600-00	53 38		4 15	1427-433-241-00	35 4
1403-621-031-00	64 6	1427-201-002-50	11 2		35 10
	64 8	1427-201-007-00	11 16	1427-501-003-00	47 3
	64 10	1427-201-008-00	11 17	1427-502-003-00	48 7
	64 12	1427-201-012-00	11 25	1427-511-001-00	53 16
1404-117-008-00	8 4	1427-201-013-00	11 26	1427-511-002-00	53 15
1404-312-006-00	32 5	1427-201-014-00	11 27	1427-511-003-00	53 24
	32 19	1427-201-015-00	11 28	1427-511-004-00	53 25
1404-402-001-00	35 2	1427-201-016-00	29 11	1427-511-005-00	53 30
	35 8	1427-203-002-00	13 15	1427-511-220-00	53 13
1404-402-002-00	35 3	1427-212-002-00	19 6	1427-511-250-10	53 35
	35 9	1427-212-003-20	19 2	1427-511-270-00	53 22
1404-503-006-00	52 20		22 18	1427-511-273-00	53 23
1414-312-002-00	50 10		23 19	1427-511-280-00	53 27
	55 17	1427-251-004-00	16 5	1427-511-290-00	53 28
1415-102-007-00	5 2	1427-301-002-20	28 1	1427-511-300-00	53 29
1415-102-008-00	5 4	1427-301-004-00	28 3	1427-511-310-00	53 2
1415-102-009-00	5 5	1427-301-005-00	28 4	1427-511-320-00	53 12
1415-102-011-00	5 8	1427-301-006-00	28 5	1427-611-001-00	60 4
1415-102-013-00	5 10	1427-301-007-00	28 6	1427-621-002-10	7 2
1415-312-500-00	32 4	1427-301-009-00	28 7	1427-621-006-00	7 11
1415-505-014-00	52 29	1427-301-011-10	28 14	1427-621-012-00	61 6
1416-501-011-00	49 3	1427-301-012-10	28 15	1427-934-013-00	71 11
1416-621-037-00	6 6	1427-301-013-10	28 16	1427-941-016-00	70 11
1421-122-003-00	10 10	1427-301-014-10	28 19	1432-242-001-00	32 36
1421-433-004-00	11 23	1427-301-015-00	28 20	1434-122-007-00	10 9
1421-502-002-00	53 6	1427-301-016-00	28 21	1434-317-201-10	33 2
	53 40	1427-301-018-00	28 23		33 7
1421-507-002-10	49 1	1427-301-019-00	28 27	1434-317-230-00	33 1
1421-602-005-10	26 7	1427-301-021-00	28 30	1434-317-240-00	33 6
1421-603-004-00	32 37	1427-307-002-10	30 2	1434-317-280-01	33 21
	7 15	1427-307-003-00	30 3	1434-317-281-00	33 23
1421-906-001-00	78 1	1427-310-001-00	31 2		33 27
1423-520-001-10	53 33		31 9	1434-317-290-01	33 22
1423-621-003-00	64 14	1427-310-003-10	31 6		33 26

1683-097-110-00

PART CODE	FIG. KEY	PART CODE	FIG. KEY	PART CODE	FIG. KEY
1434-317-300-01	33 25	1480-604-204-00	57 4	1560-601-017-00	54 9
1434-441-201-10	44 3	1488-413-023-10	42 10	1560-602-001-40	54 2
	44 8	1488-621-220-10	65 2	1560-604-022-70	57 12
1434-441-231-00	46 3	1491-120-001-00	9 18	1560-630-021-50	67 3
	46 8	1491-203-006-10	13 14	1560-664-264-00	66 7
1434-501-003-00	47 19	1491-307-201-00	30 4	1560-664-270-00	66 23
1434-501-004-00	47 22	1491-434-017-00	42 24	1560-666-212-00	20 22
1434-501-005-00	47 25	1491-623-222-00	23 44	1560-666-212-00	66 3
1434-501-006-00	49 10		24 13		66 13
1434-502-004-00	48 4	1491-623-223-00	23 43	1560-695-021-00	25 5
1434-503-001-00	49 12		24 12	1560-695-022-00	25 6
1434-503-002-00	49 15	1493-441-201-00	45 3	1561-121-212-40	9 31
1434-503-004-10	52 2		45 8	1564-201-003-00	42 16
1434-503-250-10	49 19	1507-216-004-10	40 3	1564-434-222-10	41 5
1434-503-260-20	49 22	1510-328-260-00	32 8	1566-525-101-00	58 17
1434-503-320-10	52 1		32 20	1568-132-200-00	32 32
1434-503-330-00	52 3	1518-306-203-00	41 3	1568-525-300-10	53 37
1434-511-200-20	53 41	1518-432-250-00	41 2	1572-102-003-00	5 9
1434-511-210-00	53 39	1518-621-320-00	15 6	1575-623-010-00	66 21
1434-621-210-20	7 1		65 20	1575-623-210-00	65 1
1435-122-002-00	9 19	1527-604-002-00	56 17	1575-623-211-00	65 11
1435-203-001-00	18 7	1544-104-205-00	3 4	1575-623-250-00	23 42
1435-317-201-10	33 12		4 4		24 11
	33 17	1544-123-005-00	10 6	1579-112-230-00	7 7
1435-317-230-01	33 11	1544-219-005-00	15 17	1579-501-002-00	47 10
1435-317-240-01	33 16	1544-304-006-10	28 10	1579-501-200-00	47 1
1435-511-250-10	53 1	1544-322-002-00	18 13	1579-502-001-00	48 3
1435-511-260-00	53 8	1544-502-003-00	48 1	1581-621-290-00	65 26
1435-511-270-00	53 11	1544-503-001-20	49 4	1593-102-004-20	1 24
1444-101-016-10	27 12	1544-503-200-20	49 5	1593-112-002-50	7 3
	37 13	1544-623-001-00	65 12	1593-203-058-20	14 3
1444-102-204-00	5 6	1544-623-232-00	65 13	1593-623-203-00	66 22
1444-314-009-10	11 33	1544-623-233-00	65 14	1593-623-503-00	66 6
	23 29	1544-623-234-00	65 15	1594-105-001-00	2 2
1444-411-006-00	28 2	1544-623-235-00	65 16		2 6
1444-601-015-00	55 7	1546-434-001-10	42 22	1594-218-001-00	13 13
1444-621-016-00	57 3	1550-514-290-00	53 36		19 3
	58 3	1560-104-010-40	1 26	1594-221-001-00	40 2
1444-621-311-00	65 7	1560-111-003-20	6 19	1594-654-261-10	63 21
1444-621-312-00	65 8	1560-132-007-30	25 7	1594-904-025-00	70 13
1444-621-313-00	65 9		32 10		71 14
1444-621-320-00	65 10	1560-208-018-40	18 12		72 14
1480-212-003-00	22 8	1560-401-004-40	56 8	1600-112-231-00	7 8
	23 9	1560-515-004-40	52 24	1600-112-232-00	7 9
1480-501-003-00	47 2	1560-601-014-30	54 10	1600-117-002-00	8 3

PART CODE	FIG. KEY	PART CODE	FIG. KEY	PART CODE	FIG. KEY
1600-120-220-00	9 29	1614-104-001-00	3 6	1620-904-012-00	74 13
1600-120-222-00	9 30		4 6	1620-904-013-00	75 13
1600-120-230-00	9 28	1614-117-001-00	8 2	1620-904-014-00	76 13
1600-310-270-00	31 1	1614-262-003-00	23 48	1620-904-015-00	77 13
	31 8		24 17	1636-437-210-00	46 2
1600-431-002-00	39 8	1614-432-002-00	40 8		46 7
1600-431-003-00	39 9	1614-432-003-00	40 9	1637-102-202-00	1 2
1600-502-003-00	48 8	1614-432-004-00	40 10	1640-902-005-00	69 13
1600-514-001-00	53 7	1614-432-005-00	40 11	1640-902-006-00	69 14
1600-514-002-00	53 18	1614-432-006-00	40 12	1640-903-005-10	71 15
1600-514-003-00	53 19	1614-433-212-00	41 10	1640-903-006-00	71 2
1600-616-006-00	6 14	1614-435-004-00	42 45	1640-903-007-00	71 3
1600-622-321-00	63 16	1614-437-211-00	44 2	1640-903-008-00	71 4
1600-623-002-00	65 24		44 7	1640-903-009-00	71 5
1600-623-200-00	65 17		45 2	1640-903-011-00	71 6
1600-623-210-00	65 18		45 7	1640-903-012-00	71 7
1600-623-220-00	65 19	1614-501-015-10	60 3	1640-903-013-00	71 8
1600-624-004-00	66 8	1614-505-002-00	50 5	1640-903-015-00	71 9
1600-624-201-00	67 1	1614-505-003-00	50 6	1640-903-016-00	71 10
1600-624-202-00	67 2	1614-505-004-00	50 7	1640-903-019-10	71 12
1600-902-023-00	72 10	1614-505-007-00	51 5	1640-903-025-10	72 15
1600-904-003-00	69 4	1614-603-008-00	56 16	1640-903-026-00	72 2
1608-207-014-00	26 9	1614-603-018-00	56 7	1640-903-027-00	72 3
1608-901-004-10	68 6	1614-603-051-00	56 1	1640-903-028-00	72 4
1612-102-005-00	1 11	1614-603-052-00	56 2	1640-903-029-00	72 5
1612-105-002-00	5 17	1614-603-201-10	56 14	1640-903-031-00	72 7
1612-111-001-00	1 10	1614-690-202-00	66 2	1640-903-032-00	72 6
	6 16	1617-102-006-00	1 30	1640-903-033-00	72 8
1612-111-002-10	6 17	1617-435-002-00	42 44	1640-903-035-00	72 9
1612-111-230-10	6 20	1620-255-208-00	15 3	1640-903-036-00	72 11
1612-117-200-20	8 1		16 6	1640-903-039-00	72 12
1612-201-002-00	11 31		20 3	1640-903-045-00	70 15
1612-433-002-00	41 6		22 24	1640-903-046-00	71 16
1612-433-200-00	41 4		23 26	1640-903-047-00	72 16
1612-434-004-20	42 15	1620-410-001-10	38 4	1640-903-048-00	73 16
1612-434-006-00	42 19	1620-437-210-00	44 1	1640-903-052-00	73 14
1612-434-007-00	42 20	1620-437-220-00	44 6	1640-903-055-10	73 15
1612-434-008-00	42 23	1620-626-600-00	58 16	1640-903-056-00	73 2
1612-434-009-00	42 28	1620-690-341-00	66 5	1640-903-057-00	73 3
1612-505-220-00	51 1	1620-903-003-00	69 11	1640-903-058-00	73 4
1612-603-002-00	56 13	1620-904-006-00	70 12	1640-903-059-00	73 5
1612-603-005-00	56 25	1620-904-007-00	71 13	1640-903-061-00	73 7
1612-690-001-00	6 15	1620-904-008-00	72 13	1640-903-062-00	73 6
1614-102-213-00	1 3	1620-904-009-00	73 13	1640-903-063-00	73 8
1614-102-214-00	1 4	1620-904-011-00	69 10	1640-903-065-00	73 9

1683-097-110-00

PART CODE	FIG. KEY	PART CODE	FIG. KEY	PART CODE	FIG. KEY
1640-903-066-00	73 11	1640-905-012-00	75 7	1672-105-001-10	5 13
1640-903-067-00	73 10	1640-905-013-00	75 8	1672-105-210-00	5 1
1640-903-069-00	73 12	1640-905-015-00	75 9	1672-111-001-00	6 18
1640-903-072-00	74 14	1640-905-016-00	75 10	1672-111-002-00	6 4
1640-903-075-10	74 15	1640-905-017-00	75 11	1672-111-200-00	6 1
1640-903-076-00	74 2	1640-905-019-00	75 12	1672-111-210-10	6 5
1640-903-077-00	74 3	1640-905-022-00	76 14	1672-111-230-00	6 21
1640-903-078-00	74 4	1640-905-025-10	76 15	1672-120-002-10	9 14
1640-903-079-00	74 5	1640-905-026-00	76 2	1672-120-003-00	9 15
1640-903-081-00	74 6	1640-905-027-00	76 3	1672-120-004-00	9 16
1640-903-082-00	74 7	1640-905-028-00	76 4	1672-120-006-00	9 20
1640-903-083-00	74 8	1640-905-029-00	76 5	1672-120-220-00	9 12
1640-903-085-00	74 9	1640-905-031-00	76 6	1672-201-003-00	11 30
1640-903-086-00	74 10	1640-905-032-00	76 7	1672-208-001-00	23 47
1640-903-087-00	74 11	1640-905-033-00	76 8		24 16
1640-903-089-00	74 12	1640-905-035-00	76 9		51 6
1640-903-091-00	74 16	1640-905-036-00	76 10	1672-208-220-00	23 45
1640-903-092-00	75 16	1640-905-037-00	76 11		24 14
1640-903-093-00	76 16	1640-905-039-00	76 12	1672-211-009-10	18 17
1640-903-094-00	77 16	1640-905-042-00	77 14	1672-212-001-00	19 1
1640-904-005-10	70 14	1640-905-045-10	77 15	1672-212-002-10	19 4
1640-904-006-00	70 2	1640-905-046-00	77 2	1672-301-001-00	28 29
1640-904-007-00	70 3	1640-905-047-00	77 3	1672-301-002-00	28 8
1640-904-008-00	70 4	1640-905-048-00	77 4	1672-403-003-00	35 11
1640-904-009-10	70 5	1640-905-049-00	77 5	1672-407-220-00	36 4
1640-904-011-00	70 6	1640-905-051-00	77 6	1672-408-001-30	37 1
1640-904-012-00	70 8	1640-905-052-00	77 7	1672-408-200-00	37 8
1640-904-013-00	70 7	1640-905-053-00	77 8	1672-408-210-00	37 6
1640-904-016-00	70 10	1640-905-055-00	77 9	1672-433-200-00	41 9
1640-904-019-00	70 9	1640-905-056-00	77 10	1672-434-002-00	42 5
1640-904-022-00	70 1	1640-905-057-00	77 11	1672-434-003-00	42 8
1640-904-023-10	71 1	1640-905-059-00	77 12	1672-502-002-00	48 10
1640-904-024-00	72 1	1650-104-201-00	3 5	1672-503-200-00	49 11
1640-904-025-00	73 1		4 5	1672-503-210-00	49 18
1640-904-026-00	74 1	1650-203-011-10	14 4	1672-505-002-00	51 3
1640-904-027-00	75 1	1650-253-003-00	16 3	1672-505-200-00	50 1
1640-904-028-00	76 1		17 3	1672-505-210-10	50 4
1640-904-029-00	77 1		17 6	1672-508-250-00	52 26
1640-905-002-00	75 14	1650-432-001-00	40 4	1672-508-262-00	52 13
1640-905-005-10	75 15	1650-508-002-00	80 10	1672-508-263-00	52 14
1640-905-006-00	75 2	1650-650-246-00	66 19	1672-508-264-00	52 16
1640-905-007-00	75 3	1650-652-253-20	66 20	1672-508-270-10	52 12
1640-905-008-00	75 4	1656-401-220-00	34 1	1672-601-001-00	57 17
1640-905-009-00	75 5	1656-401-222-00	34 2	1672-601-002-00	57 18
1640-905-011-00	75 6	1672-102-004-00	1 12	1672-602-002-00	55 18

PART CODE	FIG. KEY	PART CODE	FIG. KEY	PART CODE	FIG. KEY
1672-602-003-10	55 1	1675-102-200-00	1 1	1682-306-002-00	29 2
1672-602-210-00	55 10	1675-104-001-00	3 7	1682-307-001-00	30 1
1672-602-230-00	55 16	1675-104-002-00	3 9	1682-312-004-10	32 26
1672-602-240-00	55 11		4 9	1682-312-260-00	32 12
1672-602-250-10	55 19	1675-104-200-10	3 11	1682-312-300-00	32 22
1672-603-005-00	56 19	1675-104-210-00	3 1	1682-312-310-00	32 24
1672-603-006-00	56 15		4 1	1682-403-001-30	35 15
1672-603-007-00	56 21	1675-104-211-00	3 2	1682-403-200-30	35 1
1672-603-200-00	56 18		4 2	1682-403-250-20	35 7
1672-604-003-00	57 9	1675-104-213-00	3 3	1682-407-200-10	36 1
1672-604-005-00	57 16		4 3	1682-407-210-10	36 7
1672-604-006-00	57 21	1675-117-210-10	8 9	1682-408-220-00	27 9
1672-604-007-00	57 20	1675-601-003-00	54 5		37 12
1672-604-008-00	57 19	1675-602-001-00	55 6	1682-410-200-10	38 1
1672-604-220-00	57 23	1675-602-004-00	55 4	1682-432-200-00	40 1
1672-606-001-00	58 4	1675-602-005-00	55 5	1682-433-001-20	41 1
1672-606-002-00	58 5	1675-602-007-00	55 9	1682-434-001-20	42 1
1672-608-003-00	59 7	1678-901-004-00	58 5	1682-434-004-20	42 32
1672-608-200-00	59 5	1682-102-003-00	1 6	1682-434-005-30	42 33
1672-608-210-00	59 1	1682-102-004-00	1 23	1682-434-006-30	42 31
1672-608-220-00	59 3	1682-103-200-00	2 1	1682-436-210-00	43 1
1672-611-200-10	60 1	1682-103-300-00	2 5	1682-437-210-00	45 1
1672-611-210-10	60 5	1682-104-001-00	4 7	1682-437-220-00	45 6
1672-616-002-00	61 5	1682-104-200-00	4 11	1682-441-210-00	46 1
1672-616-003-00	61 7	1682-111-210-00	6 9	1682-441-220-00	46 6
1672-670-200-00	64 3	1682-111-300-00	6 8	1682-508-002-00	52 4
1674-619-300-00	62 1	1682-112-001-00	7 14	1682-508-240-00	52 25
1674-652-200-00	63 1	1682-112-005-00	7 4	1682-603-006-00	56 5
1674-652-202-00	63 2	1682-218-200-10	21 1	1682-604-007-10	57 22
1674-654-200-00	63 3	1682-255-001-00	22 27	1682-606-230-10	58 14
1674-654-211-00	63 4	1682-255-002-00	22 7	1682-606-250-20	58 1
	63 10		23 8	1682-606-260-20	58 2
	63 13	1682-255-201-00	22 1	1682-606-270-10	58 12
1674-654-212-00	63 5		23 2	1682-616-320-50	61 12
	63 11	1682-255-202-00	22 6	1682-616-330-30	61 13
	63 14		23 7	1682-640-210-10	62 2
1674-654-240-00	63 9	1682-255-203-00	22 5	1682-660-003-00	63 15
1674-654-260-00	63 12		23 6	1682-660-220-00	63 7
1674-654-270-00	63 18	1682-255-204-00	22 10	1682-670-001-00	64 1
1674-654-271-00	63 19		23 11	1682-670-210-00	64 7
1674-654-272-00	63 20	1682-255-205-10	22 11	1682-670-220-00	64 9
1674-664-200-00	65 29		23 12	1682-670-230-00	64 11
1675-102-002-00	1 8	1682-255-210-30	22 21	1682-670-250-10	64 2
1675-102-004-00	1 17		23 22	1682-690-240-10	66 29
1675-102-006-00	1 20	1682-306-001-00	29 1	1682-690-300-30	66 1

1683-097-110-00

PART CODE	FIG. KEY	PART CODE	FIG. KEY	PART CODE	FIG. KEY
1682-690-310-30	66 12	1683-209-500-10	16 1	1683-273-590-00	27 2
1682-690-340-00	66 18	1683-209-510-00	16 14	1683-273-610-10	27 4
1682-690-350-00	65 27	1683-209-520-00	16 8	1683-273-630-10	27 11
1682-690-360-10	66 24		20 6	1683-273-640-00	12 2
1682-690-370-00	67 6	1683-210-051-00	17 1	1683-301-500-00	28 28
1682-902-001-00	69 7	1683-210-052-00	17 2	1683-301-510-00	28 33
1682-902-004-00	69 12	1683-210-053-00	17 5	1683-312-002-00	32 14
1682-902-006-00	69 9	1683-211-051-00	18 5	1683-312-003-00	32 16
1682-902-007-10	69 15	1683-211-052-20	18 8	1683-312-510-40	32 1
1682-902-013-00	69 16	1683-211-053-10	18 9	1683-312-530-30	32 27
1682-902-014-00	69 5	1683-211-054-00	18 10	1683-312-560-00	32 28
1683-102-002-00	1 7	1683-211-057-00	18 1	1683-312-570-00	32 9
1683-102-200-20	1 14	1683-211-058-00	18 2	1683-431-051-00	39 1
1683-102-210-20	1 15	1683-216-051-10	20 14	1683-431-510-00	39 7
1683-112-200-20	7 12	1683-216-052-00	20 9	1683-508-200-00	52 8
1683-120-051-00	9 24	1683-216-053-00	20 21	1683-508-210-10	52 28
1683-120-052-00	39 13	1683-216-500-00	20 16	1683-601-001-00	54 6
1683-120-500-10	9 1	1683-216-520-00	20 12	1683-601-002-00	54 3
1683-120-530-10	9 25	1683-255-510-00	23 1	1683-601-200-10	54 1
1683-120-610-00	39 14	1683-255-600-00	23 31	1683-602-001-00	55 3
1683-122-051-20	10 12	1683-265-051-00	23 35	1683-602-002-00	55 2
1683-122-500-20	10 1		24 4	1683-602-220-00	55 14
1683-201-051-00	11 1	1683-265-500-10	23 38	1683-603-052-00	56 4
1683-201-052-10	11 18	1683-265-510-00	23 32	1683-603-510-00	56 3
1683-201-053-10	11 22		24 1	1683-604-004-00	57 15
1683-202-051-00	13 1	1683-265-520-00	24 7	1683-604-200-20	57 7
1683-202-500-00	12 1	1683-271-001-30	25 19	1683-604-210-20	57 8
1683-203-051-00	13 2	1683-271-052-10	25 11	1683-604-230-00	57 24
1683-203-052-00	13 4	1683-271-500-20	25 10	1683-604-240-10	57 1
1683-203-053-00	13 5	1683-271-510-30	25 1	1683-604-250-10	57 2
1683-203-054-00	13 6	1683-271-560-00	25 4	1683-611-500-30	59 8
1683-203-055-00	13 11	1683-271-580-00	25 17	1683-616-500-20	61 1
1683-203-500-00	13 10	1683-272-052-00	26 5	1683-616-510-30	61 2
1683-205-051-00	14 1	1683-272-053-00	26 15	1683-616-520-10	61 14
1683-205-052-00	14 6	1683-272-054-00	26 14	1683-690-620-00	66 15
1683-205-053-00	14 7	1683-272-510-30	26 4	1683-901-005-00	68 1
1683-205-054-10	14 12	1683-272-530-20	26 1	1683-901-006-00	68 2
1683-205-055-10	14 13	1683-272-550-00	26 13	1683-901-007-00	68 3
1683-208-051-10	15 10	1683-272-560-00	26 10	1683-901-008-00	68 4
1683-208-053-00	15 15	1683-273-055-00	27 3	1683-902-001-00	69 1
1683-208-500-00	15 1	1683-273-057-20	27 17	1683-902-002-00	69 2
	20 1	1683-273-058-00	27 10	1683-902-003-00	69 6
1683-208-510-00	15 7	1683-273-520-30	27 16	1683-902-004-00	69 3
1683-208-520-20	15 13	1683-273-570-10	27 8	1683-902-005-00	69 8
1683-209-051-00	16 11	1683-273-580-10	27 1	2101-230-001-00	16 16

PART CODE	FIG. KEY	PART CODE	FIG. KEY	PART CODE	FIG. KEY
2101-230-001-00	20 17 28 34				
2130-208-004-00	15 20				
2130-931-200-00	78 9				
2130-931-210-00	78 4				
2139-505-002-00	61 4				
2144-419-022-00	15 18 16 17 23 40 24 9				
2144-519-007-00	20 19				
2149-601-031-00	20 18				
2500-901-027-00	68 7				
2502-105-002-00	5 14				
2703-101-020-00	22 22				
3505-605-007-00	23 23 59 6				
3560-503-302-00	61 9				
3610-440-018-00	8 8				
3625-701-003-00	22 20				
3643-420-004-00	23 21 25 12				
3650-261-261-00	66 4				
3650-270-214-00	64 4				
3652-271-220-00	64 5				
3652-283-006-00	65 22				
3656-107-004-00	14 9				
3656-271-001-00	20 23				
3667-354-220-10	27 5				
3667-354-240-00	27 6				
3668-612-001-00	15 14 16 15 20 13 23 39 24 8				
3670-236-003-00	32 23 32 25 58 20				
3747-342-002-00	25 13				
3768-185-022-10	35 14				
4101-102-038-00	56 11				
7955-201-026-00	29 10 42 18				

DESCRIPTION	REF. NO	DESCRIPTION	REF. NO	DESCRIPTION	REF. NO	DESCRIPTION	REF. NO	DESCRIPTION	REF. NO	DESCRIPTION	REF. NO
ADAPTER(90°/PUMP)	35	BEARING	14	BOLT(S) M10X30	13	BOLT(S) M10X30	14	BOLT(S) M10X30	13	BOLT(S) M10X30	14
ADAPTER/HOSE/L/12	27		10		40	BOLT(S) 7	18	BOLT(S) 7	40	BOLT(S) 7	18
ADAPTER/HOSE/PFI/4	27		2		42	BOLT(S) M8X20	11	BOLT(S) M8X20	42	BOLT(S) M8X20	11
ADAPTER/L/PP1/4 ASSY	37	BEARING KT253224	6		14		2		14		2
ADAPTER/L/PP3/8 ASSY	12		2		18		6		18		6
ADAPTER/L/PT3/8	27	BEARING/BALL 6205SH2	3		40		2		40		2
ADAPTER/PP3/8 ASSY	52	BEARING/BALL 6305SH2	26		13		13		13		13
ADAPTER/PT3/8	27	BEARING/NEEDLE	17		19		3		19		3
ARM	25		17		22		3		22		3
ARM/DANPER	26		13		23		8		23		8
ARM/DIFFLOCK	28	BEARING, CLUTCH RS	27		9		18		9		18
ARM/DIFFROCK	28	BEARING, NR/KT20254	28		14		8		14		8
ARM/KNUCKLE/LH	42	BEARING, NR/KT303824	32		18		11		18		11
ARM/KNUCKLE/RH	42	BEARING, RB	33		13	BOLT(SP)/M6X16	3	BOLT(SP)/M6X16	13	BOLT(SP)/M6X16	3
ARM/MID	24	BEARING, RB/6006	7		18		3		18		3
ARM/MID	23	BEARING, RB/6005	38		42		9		42		9
ARM/NEUTRAL	25		10		42		21		42		21
ARM/PARKING/RH	32	BEARING, RB/6008	28		42		12		42		12
ARM/PARKING/LH	32	BEARING, RB/6009	27		28		12		28		12
ARM/POSITION	50	BEARING, RB/6010	4		28		13		28		13
ARM/PTO	51		1		40	BOLT/KNOB	12	BOLT/KNOB	40	BOLT/KNOB	12
ARM/SHIFT	16	BEARING, RB/6204	8		14	BOLT/M 6X55	15	BOLT/M 6X55	14	BOLT/M 6X55	15
	20		6		18	BOLT/M 8X130	4	BOLT/M 8X130	18	BOLT/M 8X130	4
ARM/SHIFT/MID	22	BEARING, RB/6204NR	21		18	BOLT/M 8X16	9	BOLT/M 8X16	18	BOLT/M 8X16	9
	23	BEARING, RB/6205	22		13	BOLT/M 8X25	16	BOLT/M 8X25	13	BOLT/M 8X25	16
	23		32		22		16		22		16
	24		1		23		17		23		17
ARM/SHIFT/SUB	15		7		42		25		42		25
ARM, LIFT	48	BEARING, RB/6206	4		28		17		28		17
BALL	15		5		42		26		42		26
	16	BEARING, RB/6208	4		30		6		30		6
	17	BEARING, RB/6304	4		13	BOLT/M06X08/APSET	8	BOLT/M06X08/APSET	13	BOLT/M06X08/APSET	8
	17		7		13	BOLT/M06X32	8	BOLT/M06X32	13	BOLT/M06X32	8
	22		13		18	BOLT/M10X1.25X20	12	BOLT/M10X1.25X20	18	BOLT/M10X1.25X20	12
	23		13		18		15		18		15
	52		19		22	BOLT/M10X100	15	BOLT/M10X100	22	BOLT/M10X100	15
BAND/CLEANER	3	BEARING, RB/6304NR	6		23	BOLT/M10X20	16	BOLT/M10X20	23	BOLT/M10X20	16
	4	BEARING, RB/6305	6		19	BOLT/M10X30	6	BOLT/M10X30	19	BOLT/M10X30	6
BAND, WIRE/140	27	BEARING, RB/6306	14		42		6		42		6
	66	BOLT	9		30	BOLT/M10X35	5	BOLT/M10X35	30	BOLT/M10X35	5
	66		14		1	BOLT/M10X45	29	BOLT/M10X45	1	BOLT/M10X45	29
BAND, WIRE/250	66		16		2	BOLT/M10X55	3	BOLT/M10X55	2	BOLT/M10X55	3
	66		10		2	BOLT/M10X90	7	BOLT/M10X90	2	BOLT/M10X90	7
BASE/BATTERY	7		12		12		5		12		5
BASE/STEERING	36		17		12	BOLT/M12X20	6	BOLT/M12X20	12	BOLT/M12X20	6
BATTERY	7		1		35		20		35		20
	52		7		38		2		38		2
	52		1		47	BOLT/M12X25	17	BOLT/M12X25	47	BOLT/M12X25	17

DESCRIPTION	REF. NO	DESCRIPTION	REF. NO	DESCRIPTION	REF. NO	DESCRIPTION	REF. NO	DESCRIPTION	REF. NO	DESCRIPTION	REF. NO
BOLT, SEMS	1	BOOT	24	BUSH/S2X67X30	41	CASE, OIL FILTER	52				
	15	BOOT/HORN	65	BUSH, COLUMN	36	CASE, SYLINDER	47				
	32	BOOT/STEERING	56	BUSH, LEVER	7	CHAIN/CHECK/148 COMP	53				
	42	BRACKET/AXLE COMP	38	CABLE/ACCELERATOR	8	CHAIN, CHECK RH	53				
	59	BRACKET/CLEANER COMP	3	CABLE, BATTERY	7	CHAIN, LW LINK	53				
	67		4	CABLE, EARTH	7	CLAMP/WIRE/10-12	5				
BOLT, SEMS (SP)	1	BRACKET/COUPLER/7P	67	CABLE, METER	64	CLAMP/WIRE/10-15	1				
	1	BRACKET/FUSE COMP	56	CAM, DIFF-LOCK	28	CLAMP/WIRE/24-32	1				
	6		66	CAP	1	CLAMP/WIRE/30-38	1				
	7	BRACKET/LAMP COMP	55		34	CLAMP/WIRE/36-44	1				
	13	BRACKET/LAMP/NUMBER	63		65	CLAMP/WIRE/42-50	1				
	15	BRACKET/LEVER COMP	6	CAP/FUEL ASSY	6	CLAMP/WIRE/42-50	3				
	16		7	CAP/OIL/30	60	CLAMP/WIRE/47-55	4				
	20	BRACKET/REFLECTOR	63	CAP/PARKING	56	CLAMP/WIRE/47-55	3				
	22	BRACKET/SEAT COMP	59	CAP/SEAL/47	42	CLAMP, HARNESS	4				
	23		60	CAP, BATTERY	7		1				
	23	BRACKET/SEAT/F COMP	60	CAP, BLANK/M10	16		27				
	24	BRACKET/TANK COMP	6	CAP, BLANK/M12	29		32				
	25		6	CAP, BLANK/52	22		58				
	26	BRAKE, SHOE ASSY	31		23		58				
	27		31	CAP, FUSE BOX	66		66				
	27	BULB	46	CAP, OIL ASSY	41	CLAMP, RADIATOR HOSE	27				
	51		46	CAP, PTO SHAFT	11		37				
	54		54	CAP, RUBBER (9)	23	CLEANER/AIR ASSY	3				
	56	BULB/12V 3W	64		57		4				
	57		64	CAP, TIRE VALVE	58	CLIP	3				
	58		64		33	CLIP	3				
	58		64		33	CLIP (B)	56				
	60	BULB/12V/45/40W	63	CARTRIDGE/80 ASSY	33	CLIP (B)	56				
	65		63	CASE/DIFF	33	CLIP/HOSE/11.1-12	5				
BOLT, SEMS (S)	6	BULB/12V/5W	63	CASE/FINAL	45	CLIP/HOSE/8.1-8.7	5				
	22	BULB/12V21W	63		45	CLUTCH ASSY	9				
	9		63	CASE/JOINT ASSY	33	CLUTCH	9				
	28		63	CASE/PTO/MID	33	CLUTCH, DIFF-LOCK	28				
	31	BULB/12V5W	63		44	COLLAR, DIFF-LOCK	16				
	39		63	CASE/TRANSMISSION/HS	44	COLLAR/07X11X11	61				
	52		63	CASE/TRANSMISSION/RE	44	COLLAR/10X14X09	61				
BOLT, SEMS (S) M8X16	9	BUSH	63	CASE, DIFF	45	COLLAR/21X36X1	22				
	13		63		45	COLLAR/25X32X3	23				
	21		15		46	COLLAR/25X35X02	40				
	52		16		46	COLLAR/25X35X09	14				
	52		20		27	COLLAR/25X46X3	18				
	52		23		40	COLLAR/41X55X10	13				
	63		24		42	COLLAR/48X52X17	40				
	63		32		42	COLLAR, PINION THRUST	28				
BOLT, SEMS/M6X45	52	BUSH/15X17X10	32		39	COLLAR, SHIFTER	22				
BOLT, SEMS/M8X25 7T	11	BUSH/20X38X26	25		22		23				
	42	BUSH/35X39X26	39		23		28				
BOLT SET COMP	52	BUSH/35X39X30	41		11		25				
BOLT, SN/M08X25	48	BUSH/40X43X30	47		11		1				
BOOT	23		47		28		27				

DESCRIPTION	REF . NO	DESCRIPTION	REF . NO	DESCRIPTION	REF . NO	DESCRIPTION	REF . NO	DESCRIPTION	REF . NO	DESCRIPTION	REF . NO
CONTROLLER/STEERING COMP	36	FILTER/FUEL ASSY	5	GRIP	58	HOUSING/AXLE/REAR/LH	29	HOUSING/AXLE/REAR/LH	29	HOUSING/AXLE/REAR/RH	29
COOLER/OIL COMP	27	FILTER/LINE/12X18X15 ASSY	80	GRIP/SUB	23	HOUSING/CLUTCH COMP	29	HOUSING/CLUTCH COMP	29	HOUSING/CLUTCH COMP	29
COVER	6	FLASHER ASSY	65	GRIP/THROTTLE	24	HST	12	HST	12	HUB/PTO/HST	18
COVER	3	FLOOR/LH COMP	61	GRIP/03X17X97	8	HUB/09X14X20	18	HUB/09X14X20	18	HUB/22X40X37 COMP	53
COVER/CHANGE COMP	4	FLOOR/RH COMP	61	GROMMET	51	INSULATOR	1	INSULATOR	1		30
COVER/DUSH/F	61	FORK	53	GUIDE/CHANGE	61		53		53		8
COVER/DUSH/R	56	FORK/BRACKET COMP	53	GUIDE/LEVER/LH COMP	20		1		1		8
COVER/DUSH/REAR COMP	56	FORK/RELEASE	9	GUIDE/LEVER/RH COMP	19		1		1		10
COVER/FUSE	56	FORK/SHIFT/DIFFLOCK	28	GUIDE/LEVER/RH COMP	59		1		1		11
COVER/HOOD	66	FORK/SHIFT/PTO	17	HANDLE/ADJUST	59		1		1		12
COVER/PLATE	54	FORK/SHIFT/SUB	17	HARNESSE/ENGINE	53		1		1		12
COVER/SHIELD COMP	22	FUNNEL, PL ASSY	78	HARNESSE/ENGINE/E4	66		6		6		16
COVER/SIDE/LH COMP	21	FUSE/SLOWBLOW	66	HARNESSE/FUSE ASSY	66		6		6		17
COVER/SIDE/RH COMP	57	FUSE/32V10A	66	HARNESSE/LAMP	66		7		7		14
COVER/TRUNNION	57	FUSE/32V20A	66	HARNESSE/MAIN/E4 ASSY	63		20		20		2
COVER/UNDER/LH COMP	25	FUSE, BLADE	66	HARNESSE/PANEL/E ASSY	66		12		12		14
COVER/UNDER/RH COMP	57	GASKET	66	HARNESSE/REAR/E4 ASSY	66		29		29		15
COVER/WHEEL	42	GEAR	2	HARNESSE/STARTER	66		15		15		16
COVER, BRAKE	42	GEAR/BEVEL/11 ASSY	2	HARNESSE, OIL PRESSURE	65		11		11		17
COVER, DUST	31	GEAR/BEVEL/12	52	HARNESSE, SOCKET	66	INSULATOR/LEVER/SUB	67	INSULATOR/LEVER/SUB	67	INSULATOR/LH	3
	31	GEAR/BEVEL/15	52	HEAD, SVLINDER	67	INSULATOR/RH	23	INSULATOR/RH	23	INSULATOR/TANK	47
	35	GEAR/BEVEL/17	6	HOLDER/FENDER/LH	47	INSULATOR/TANK	24	INSULATOR/TANK	24	INSULATOR/15X20X420	18
	35	GEAR/BEVEL/47	42	HOLDER/SHAFT/LH ASSY	58	INSULATOR/20X40X36	51	INSULATOR/20X40X36	51	INSULATOR/30X30X80	6
	8	GEAR/SPUR/14	42	HOLDER/SHAFT/RH ASSY	58	INSULATOR/36	57	INSULATOR/36	57	INSULATOR/565	21
COVER, SUB CONTROL	43	GEAR/SPUR/15	42	HOLDER/SLEEVE COMP	58	INSULATOR/575	57	INSULATOR/575	57	INSULATOR/75	19
CRANK, LIFT	47	GEAR/SPUR/17	40	HOOD	32	INSULATOR/75	57	INSULATOR/75	57	JOINT	20
CUP	48	GEAR/SPUR/18-25-35	42	HOOK, SPRING	32	INSULATOR/75	57	INSULATOR/75	57	JOINT BALL M08LH	18
CUSHION, B/ RUBBER	5	GEAR/SPUR/18-30	42	HOOK, TOP LINK	32	INSULATOR/75	57	INSULATOR/75	57	JOINT BALL M08RH	20
	26	GEAR/SPUR/19	18	HORN	32	INSULATOR/75	57	INSULATOR/75	57	KEY ASSY	6
	32	GEAR/SPUR/19	14	HOSE	58	INSULATOR/75	57	INSULATOR/75	57	KEY ASSY	14
	32	GEAR/SPUR/19	14	HOSE/CLEANER/OUTLET	65	INSULATOR/75	57	INSULATOR/75	57	KEY ASSY	6
CUSHION, RUBBER	3	GEAR/SPUR/19	13	HOSE/DERIVERY ASSY	1	INSULATOR/75	57	INSULATOR/75	57	KEY ASSY	14
	15	GEAR/SPUR/19	18	HOSE/1350 ASSY	3	INSULATOR/75	57	INSULATOR/75	57	KEY ASSY	4
	15	GEAR/SPUR/19	18	HOSE/210 ASSY	4	INSULATOR/75	57	INSULATOR/75	57	KEY ASSY	9
	4	GEAR/SPUR/19	19	HOSE/250	4	INSULATOR/75	57	INSULATOR/75	57	KEY ASSY	4
CYLINDER/TIEROD ASSY	35	GEAR/SPUR/19-29	13	HOSE/350	27	INSULATOR/75	57	INSULATOR/75	57	KEY ASSY	9
DAMPER(OIL) ASSY	26	GEAR/SPUR/24-30	13	HOSE/650	37	INSULATOR/75	57	INSULATOR/75	57	KEY ASSY	25
DIODE	66	GEAR/SPUR/25	18	HOUSING/AXLE	1	INSULATOR/75	57	INSULATOR/75	57	KEY ASSY	5
	66	GEAR/SPUR/32	13	HOUSING/AXLE	3	INSULATOR/75	57	INSULATOR/75	57	KEY ASSY	4
	66	GEAR/SPUR/34	18	HOUSING/AXLE	4	INSULATOR/75	57	INSULATOR/75	57	KEY ASSY	4
DISK, CLUTCH/184 COMP	9	GEAR/SPUR/34	19	HOUSING/AXLE	4	INSULATOR/75	57	INSULATOR/75	57	KEY ASSY	9
DRUM/BRAKE	31	GEAR/SPUR/34	22	HOUSING/AXLE	4	INSULATOR/75	57	INSULATOR/75	57	KEY ASSY	9
	31	GEAR/SPUR/34	22	HOUSING/AXLE	4	INSULATOR/75	57	INSULATOR/75	57	KEY ASSY	9
	13	GEAR/SPUR/34	23	HOUSING/AXLE	4	INSULATOR/75	57	INSULATOR/75	57	KEY ASSY	9
ELBOW/90° /L ASSY	37	GEAR/SPUR/34	23	HOUSING/AXLE	4	INSULATOR/75	57	INSULATOR/75	57	KEY ASSY	9
ELEMENT	5	GEAR, DIFF-SIDE/14T	28	HOUSING/AXLE	4	INSULATOR/75	57	INSULATOR/75	57	KEY ASSY	9
ELEMENT	3	GEAR, WHEEL/58	30	HOUSING/AXLE	4	INSULATOR/75	57	INSULATOR/75	57	KEY ASSY	9
	3	GREENIPPLE	26	HOUSING/AXLE	4	INSULATOR/75	57	INSULATOR/75	57	KEY ASSY	9
	4	GRILL	55	HOUSING/AXLE	4	INSULATOR/75	57	INSULATOR/75	57	KEY ASSY	9
FACING COMP	9			HOUSING/AXLE	4	INSULATOR/75	57	INSULATOR/75	57	KEY ASSY	9
FAN/HST COMP	9			HOUSING/AXLE	4	INSULATOR/75	57	INSULATOR/75	57	KEY ASSY	9
FENDER/LH COMP	58			HOUSING/AXLE	4	INSULATOR/75	57	INSULATOR/75	57	KEY ASSY	9
FENDER/RH COMP	58			HOUSING/AXLE	4	INSULATOR/75	57	INSULATOR/75	57	KEY ASSY	9
FILTER	52			HOUSING/AXLE	4	INSULATOR/75	57	INSULATOR/75	57	KEY ASSY	9
FILTER	27			HOUSING/AXLE	4	INSULATOR/75	57	INSULATOR/75	57	KEY ASSY	9

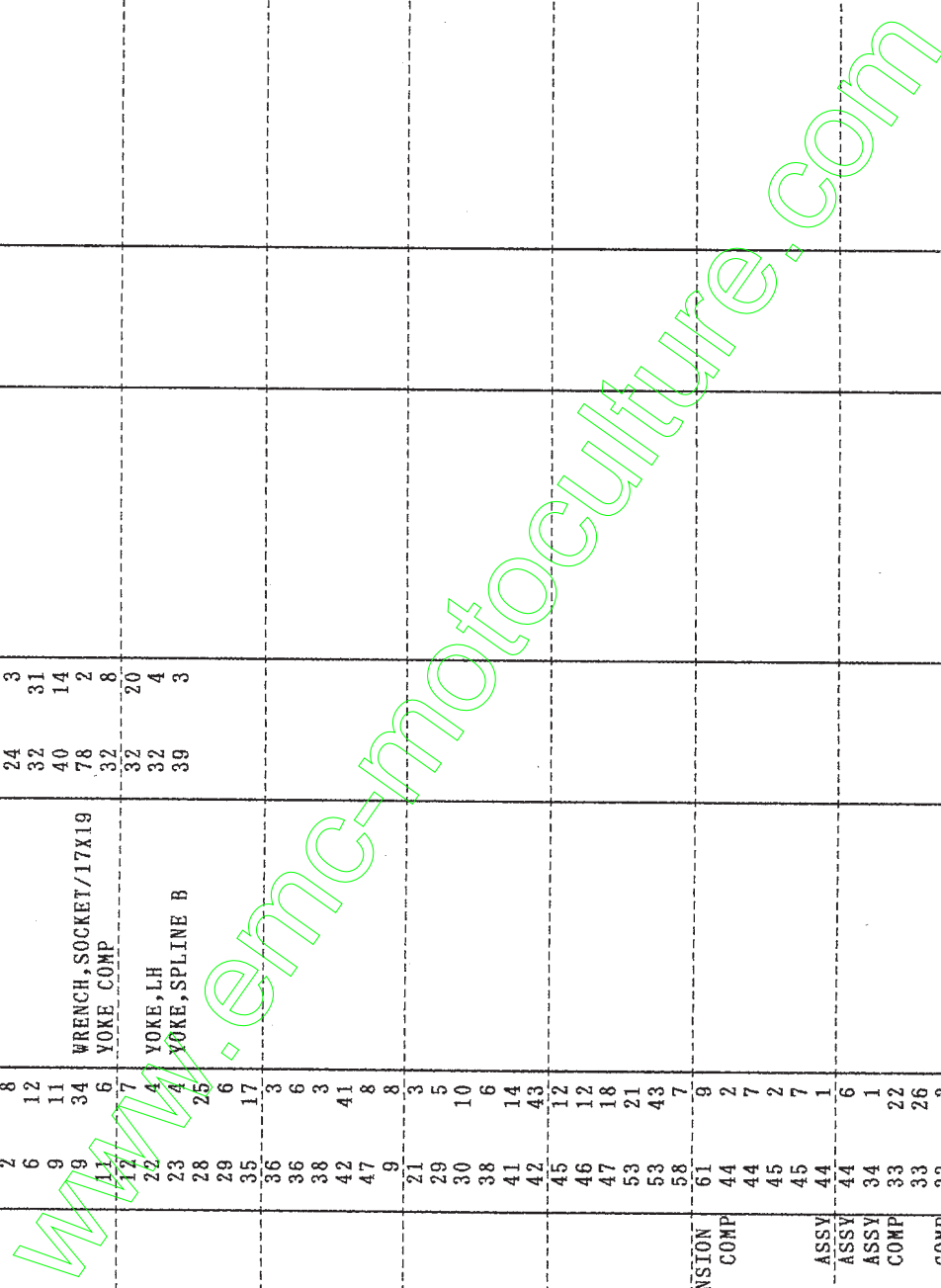
DESCRIPTION	REF . NO	DESCRIPTION	REF . NO	DESCRIPTION	REF . NO	DESCRIPTION	REF . NO
LABEL/C/BATTERY/A	74	LABEL/FUEL/V	77	LABEL/W/MUFFLER	73	LEVEL GAUGE	15
LABEL/C/BATTERY/H	76	LABEL/FUSE	69	LABEL/W/MUFFLER/A	74	LEVER	65
LABEL/C/BATTERY/T	75	LABEL/FUSE/MAIN	66	LABEL/W/MUFFLER/H	76	LEVER	8
LABEL/C/BATTERY/V	77	LABEL/FUSE/11	70	LABEL/W/MUFFLER/T	75	LEVER/DIFFLOCK	55
LABEL/C/DRIVE/A	74	LABEL/FUSE/11/V	71	LABEL/W/MUFFLER/V	77	LEVER/MID/HST SET	28
LABEL/C/DRIVE/D	72	LABEL/FUSE/4	72	LABEL/W/RADIATOR	70	LEVER/PARKING	23
LABEL/C/DRIVE/F	71	LABEL/FUSE/4/A	73	LABEL/W/RADIATOR/V	71	LEVER/POSITION	32
LABEL/C/DRIVE/G	70	LABEL/FUSE/11/A	74	LABEL/W/RADIATOR/A	72	LEVER/PTO	51
LABEL/C/DRIVE/H	76	LABEL/FUSE/11/H	76	LABEL/W/RADIATOR/H	73	LEVER/SUB	20
LABEL/C/DRIVE/P	73	LABEL/FUSE/11/T	75	LABEL/W/RADIATOR/T	74	LEVER/SUB	15
LABEL/C/DRIVE/T	75	LABEL/FUSE/11/V	77	LABEL/W/RADIATOR/V	76	LEVER/SUB	15
LABEL/C/DRIVE/V	77	LABEL/FUSE/4	73	LABEL/W/RADIATOR/V	75	LEVER/SUB	13
LABEL/C/SHIFT	71	LABEL/FUSE/4/A	74	LABEL/W/ROPS/A	77	LEVER/4WD	23
LABEL/C/SHIFT/A	72	LABEL/FUSE/4/H	76	LABEL/W/ROPS/E20	74	LEVER/4WD	14
LABEL/C/SHIFT/H	73	LABEL/FUSE/4/T	75	LABEL/W/ROPS/E30	72	LEVER/4WD	16
LABEL/C/SHIFT/T	74	LABEL/FUSE/4/V	77	LABEL/W/ROPS/E40P	70	LEVER/4WD	6
LABEL/C/SHIFT/V	76	LABEL/FUSE/4/V	69	LABEL/W/ROPS/E50	73	LEVER/4WD	8
LABEL/C/SHIFT/V	75	LABEL/PTO/MID	76	LABEL/W/ROPS/H	71	LEVER/4WD	41
LABEL/CE	68	LABEL/PTO/MID	69	LABEL/W/ROPS/H	76	LEVER/4WD	53
LABEL/COLUMN/LH	69	LABEL/START/A	74	LABEL/W/ROPS/V	75	LEVER/4WD	1
LABEL/COLUMN/RH	69	LABEL/START/D	72	LABEL/W/SHIELD	70	LEVER/4WD	49
LABEL/CONTROL/ADJUST	69	LABEL/START/F	71	LABEL/W/SHIELD/A	71	LEVER/4WD	18
LABEL/CONTROL/PARKIN	69	LABEL/START/H	76	LABEL/W/SHIELD/H	72	LEVER/4WD	37
LABEL/CONTROL/POSITI	69	LABEL/START/P	73	LABEL/W/SHIELD/V	77	LEVER/4WD	49
LABEL/CONTROL/PTO	69	LABEL/START/T	75	LABEL/W/SHIELD/V	75	LEVER/4WD	12
LABEL/CONTROL/SUB	69	LABEL/START/U	70	LABEL/W/SHIELD/V	77	LEVER/4WD	4
LABEL/D/BATTERY	71	LABEL/START/V	77	LABEL/W/SHIELD/V	77	LEVER/4WD	35
LABEL/D/BATTERY	72	LABEL/SWITCH/P	69	LABEL/W/SHIELD/V	72	LEVER/4WD	70
LABEL/D/BATTERY	72	LABEL/W/ETHER	70	LABEL/W/SHIELD/V	72	LEVER/4WD	11
LABEL/D/BATTERY	73	LABEL/W/ETHER	71	LABEL/W/SHIELD/V	73	LEVER/4WD	14
LABEL/D/BATTERY	74	LABEL/W/ETHER/A	72	LABEL/W/SHIELD/V	74	LEVER/4WD	18
LABEL/D/BATTERY	76	LABEL/W/ETHER/H	73	LABEL/W/SHIELD/V	76	LEVER/4WD	11
LABEL/D/BATTERY	75	LABEL/W/ETHER/H	74	LABEL/W/SHIELD/V	75	LEVER/4WD	41
LABEL/D/BATTERY	77	LABEL/W/ETHER/T	76	LABEL/W/SHIELD/V	77	LEVER/4WD	30
LABEL/D/BATTERY	70	LABEL/W/ETHER/V	75	LABEL/W/SHIELD/V	75	LEVER/4WD	1
LABEL/D/BATTERY	71	LABEL/W/FAN	77	LABEL/W/SHIELD/V	77	LEVER/4WD	25
LABEL/D/BATTERY	72	LABEL/W/FAN/A	70	LABEL/W/SHIELD/V	72	LEVER/4WD	11
LABEL/D/BATTERY	73	LABEL/W/FAN/H	71	LABEL/W/SHIELD/V	72	LEVER/4WD	26
LABEL/D/BATTERY	74	LABEL/W/FAN/T	72	LABEL/W/SHIELD/V	72	LEVER/4WD	64
LABEL/D/BATTERY	76	LABEL/W/FAN/V	71	LABEL/W/SHIELD/V	69	LEVER/4WD	2
LABEL/D/BATTERY	75	LABEL/W/FAN/V	72	LABEL/W/SHIELD/V	63	LEVER/4WD	1
LABEL/D/BATTERY	77	LABEL/W/FAN/V	73	LABEL/W/SHIELD/V	63	LEVER/4WD	4
LABEL/D/BATTERY	69	LABEL/W/FAN/V	74	LABEL/W/SHIELD/V	63	LEVER/4WD	5
LABEL/D/BATTERY	74	LABEL/W/FAN/V	76	LABEL/W/SHIELD/V	64	LEVER/4WD	9
LABEL/D/BATTERY	76	LABEL/W/FAN/V	75	LABEL/W/SHIELD/V	64	LEVER/4WD	3
LABEL/D/BATTERY	73	LABEL/W/FAN/V	77	LABEL/W/SHIELD/V	64	LEVER/4WD	2
LABEL/D/BATTERY	75	LABEL/W/FAN/V	72	LABEL/W/SHIELD/V	63	LEVER/4WD	1
LABEL/D/BATTERY	75	LABEL/W/FAN/V	72	LABEL/W/SHIELD/V	63	LEVER/4WD	5
LABEL/D/BATTERY	75	LABEL/W/FAN/V	72	LABEL/W/SHIELD/V	64	LEVER/4WD	6
LABEL/D/BATTERY	75	LABEL/W/FAN/V	72	LABEL/W/SHIELD/V	64	LEVER/4WD	1

DESCRIPTION	REF . NO	DESCRIPTION	REF . NO	DESCRIPTION	REF . NO	DESCRIPTION	REF . NO	DESCRIPTION	REF . NO	DESCRIPTION	REF . NO
NIPPLE/GREASE	9	NUT/M8	25	O-RING/P18	7	PIN SPLIT W 6.0X16	12		14		11
NIPPLE, GREASE	42		32		10		30	PIN/BRAKE CAM/L COMP	31		4
	43		52		24		7	PIN/BRAKE CAM/R COMP	31		11
NIPPLE, GREASE/PTA/4	35		61	O-RING/P20	11		9	PIN/SHIFT COMP	15		1
	35	NUT/SPRING	56		7		2		20		1
NIPPLE, GREASE/PTI/8	32	NUT/WASHER	26		12		9	PIN/SHIFT/FRONT COMP	16		1
NUT	8		37		15		8	PIN/SPLITED	28		22
	11		39	O-RING/P21	15		2	PIN/SUPPORT COMP	49		19
	28		57		14		5	PIN/06X31	20		19
	29		58	O-RING/P28	10		6	PIN/10X32	53		16
	34		63	O-RING/P36	8		10	PIN/12X75	9		20
	35		63	O-RING/P44	23		7		40		12
	50	NUT, LOCK M8	6		3		2	PIN/16X44	53		30
	58		55	O-RING/P71	13		11	PIN/16X63	53		33
	63		62	ORNAMENT/HYDRO	3		6	PIN/20X51	22		5
	65	NUT, LOCK/16	53	ORNAMENT/STEERING	27		5		23		6
NUT/M 6	7	NUT, RING	5	ORNAMENT/215/LH	6		1	PIN/22X384	53		7
NUT/M 8	10	NUT, RING/M28X1.0	65	ORNAMENT/215/RH	8		2	PIN/47X19	42		31
	10	NUT, SLOTTED	35	ORNAMENT/217/LH	3		3	PIN/5X17	49		16
	25		35	ORNAMENT/217/RH	9		4	PIN, ADJ	47		22
	26	NUT, SPEED/P6	54	PACKING	8		28	PIN, HAIR	53		34
	32		55		8		10	PIN, KNOCK	11		23
	32		56		6		3	PIN, LIFT ARM	48		7
	32	NUT, TOP LINK LOCK	53	PACKING/PISTON	38		13	PIN, LINK	53		6
	32	O-RING G60	47	PACKING/RUBBER	15		11		53		40
	48	O-RING /P41	42		34		6	PIN, ROD COMP	49		5
	52	O-RING P6 HS90	79		8		4	PIN, SPLIT/2 X15	49		13
	53	O-RING/G45	9	PACKING, OIL PUMP	22		20		49		16
	53	O-RING/G70	41	PAD (HST)	12		9		57		11
	55	O-RING/G90	42	PAD/120	2		4		10		8
NUT/M06	7	O-RING/P 7	47	PANEL/METER	23		1	PIN, SPLIT/2 X20	32		7
NUT/M10	9	O-RING/P10A	49	PEDAL/BRAKE COMP	20		1		32		18
	47		5	PEDAL/CLUTCH COMP	3		1		32		35
NUT/M10 7T P=1.25	6		28	PEDAL/HST/F SET	24		1		34		4
	9		49	PEDAL/HST/REAR COMP	23		4		55		21
NUT/M10X1.25	43	O-RING/P12	47	PIN	12		19	PIN, SPLIT/2 X25	35		13
NUT/M12	9		47		14		2		43		4
	28		47		7		5	PIN, SPLIT/2.5X15	8		11
	28	O-RING/P14	79		7		14	PIN, SPLIT/2.5X20	20		20
	29		12		3		8		53		17
	41		12		4		9	PIN, SPLIT/2.5X25	8		7
	53		15		2		7	PIN, SPLIT/3 X15	10		14
NUT/M20	23		20		2		36	PIN, SPLIT/3 X20	9		21
	24		22		23		18		15		12
NUT/M22	65		23		24		4		16		13
NUT/M6	57		52		27		29		20		11
	61		80		6		38		23		37
NUT/M6X15	56	O-RING/P18	31	PIN	5		11	COMP	24		6

DESCRIPTION	REF . NO	DESCRIPTION	REF . NO	DESCRIPTION	REF . NO	DESCRIPTION	REF . NO	DESCRIPTION	REF . NO
PIN, SPLIT/4 X25	53	PLATE/I/30X50	22	RING, SNAP/15 C	24	SCREW	18		64
PIN, SPLIT/4 X30	28	PLATE/I/32X63	23	RING, SNAP/18 C	26	SCREW/M5X30	15		66
PIN, SPRING 3X32	47	PLATE/I, 13X40	26		15	SCREW/M6X12	16		67
PIN, SPRING/5 X20 W	51	PLATE/L/50X117	20	COMP	23	SCREW/SOCKET	41		56
PIN, SPRING/5 X25 W	40	PLATE/LH	63	COMP	7	SCREW/SP	10		52
PIN, SPRING/5 X28 W	32	PLATE/LOCK	1	COMP	14		5		20
PIN, SPRING/5 X32 W	83	PLATE/RH	55	COMP	16		7		56
PIN, SPRING/6 X25 W	15	PLATE/STOPPER	1	COMP	15		10		20
	16	PLATE/Z/19X248	59	COMP	7		7		58
	20	PLATE/Z/19X326	16		11	SCREW, PLUS/M4X8	2		65
	23	PLATE/Z/19X326	23		35	SCREW, PLUS/M5X0.8X8	7		65
	24	PLATE/Z/53X134	24		4	SCREW, TAPPING	31		39
PIN, SPRING/6 X32 W	9	PLATE/4WD	20	RING, SNAP/25	21	SCREWDRIVER ASSY	15		78
	39	PLATE, L/38X116/LH	39	RING, SNAP/25 C	14	SEAL/DUST	5		35
PIN, SPRING/6 X40 W	22	PLATE, L/38X116/RH	53		18	SEAL/OIL	41		6
	23	PLIERS/G150	78		19	SEAL/QLNY35571116	14		42
PIN, SPRING/8 X28 W	32	PLUG	1		3	SEAL/RING	15		11
PIN, TAPER/8X50	26		1		27	SEAL/ROD	16		35
PIN, TOP LINK	53	PLUG/SCREW/SEAL	79		4	SEAL/OIL	5		42
PIN, YOKE A	32	PLUG/7P	80		5		27		52
	32	PLUG, DRAIN	23	RING, SNAP/28 C	28	SEAL, OIL/QLF488011.5	18		30
PINION/BEVEL	13		79	RING, SNAP/30 C	6	SEAL, OIL/TC20357	14		9
	40		67		1		7		14
PINION/BEVEL/11	40		9	RING, SNAP/35 C	3		13		28
PINION, DIFF/12T	28		11		16		17		22
PINION, WHEEL/11.L	28	PLUG, DRAIN (1/4)	37		5		6		23
PINION, WHEEL/11.R	28		29	RING, SNAP/47 C	10	SEAL, OIL/TC35558	17		19
PIPE/B2	27		42	RING, SNAP/52 C	18	SEAL, OIL/VC20325	18		39
PIPE/CLEANER/INLET	3	PTO/MID/HST	23	RIVET	1	SEAL, OIL/VC35506	7		48
	4	PUMP/GEAR	52		12	SEAL, OIL/21	31		40
PIPE/DEL/F/U	52	RADIATOR	1		1		7		53
PIPE/DERIVERY/R	52	REFLECTOR	63	RIVET, BLIND	16	SHACKLE	7		42
PIPE/SUCTION	52	RELAY/4P	65		26	SHAFT	11		42
PIPE/U	37	RIM/WHEEL	46	ROD	2	SHAFT/DRIVE/F	4		39
PIPE/123	30	RING/O	46		7	SHAFT/DRIVE/PTO	18		18
PISTON	49		35		12	SHAFT/INPUT	32		14
PIVOT/TRUNNION	25		37	ROD	7	SHAFT/PTO	9		9
PLATE	50		80	ROD/CLUTCH/B	9	SHAFT/PARKING	12		32
PLATE/BATTERY	7	RING/SNAP	9	ROD/LIFT/LH	17	SHAFT/PTO	22		19
PLATE/BUMPER	38		30	ROD/LIFT/RH	8	SHAFT/PTO/MID	28		22
PLATE/COVER	11		40	ROD/M08X110	16		4		23
PLATE/GRILLE	55		40	ROD/PISTON	17	SHAFT/STEERING/ COMP	7		36
PLATE/I/19X254	20		42	ROD/TIE	7	SHAFT/SUB	1		13
PLATE/I/19X288	15		42	ROD/130	14	SHAFT/WHEEL	29		30
PLATE/I/30X50	15	RING, BACKUP	48	ROD/80	5	SHAFT/4WD	16		14
	16	RING, SNAP/15 C	49	ROD, CLUTCH (A)	3	SHAFT, DIFF. PINION	9		28
	20		25	SCREW	15	SHAFT, FRONT WHEEL	24		42

DESCRIPTION	REF . NO	DESCRIPTION	REF . NO	DESCRIPTION	REF . NO	DESCRIPTION	REF . NO	DESCRIPTION	REF . NO
SHAFT, LIFT	48	STAY/INSULATOR	56	TRIM/570	56	WASHER/18X26X02	5		15
SHM, DIFF-CASE A	11	STAY/MIRROR	62	TRIM/70	54		5		18
SHM, DIFF-CASE B	11	STAY/PLATE	58	TUBE/ 8-16	33		4		17
SHROUD	1	STAY/RELAY	65	TUBE/ 8-18	33		9		23
SLEEVE	9	STAY/SHIFT/HST	17	TUBE/ 8-18	33		14		24
	19	STAY, SHIFTER	20		33		19		9
	22	STOPPER	59	TUBE/TIRE	45		4		6
	19	STOPPER/CRANK	48		45		4		3
SPACER	52	STOPPER/PARKING	32	TUBE/500-12	44		9		26
SPANNER/ 8X10	78	STUD/M12X35	28	TURNBUCKLE	44		9		56
SPANNER/12X14	78	SWITCH	65	TURNBUCKLE 12 COMP	53		12		14
SPANNER/13X17	78	SWITCH ASSY	65	TURNBUCKLE COMP	53		36		13
SPANNER/19X22	78	SWITCH/TRIM	20	UNITE/BEARING	39		13		18
SPANNER, BOX/22	80	SWITCH/PUSH	23	VALVE	3		4		26
SPOOL/FLOCON/1.8	80	SWITCH, HAZARD ASSY	65	VALVE CONTROL ASSY	79		1		55
SPOOL/STOPPER	54	SWITCH, LAMP ASSY	65	VALVE/FLOCON ASSY	49		8		7
SPRING	57	SWITCH, STARTER SET	65	VALVE/RELIEF ASSY	79		9		39
	79	SWITCH, STOP	15	VALVE, RELIEF ASSY	47		11		10
SPRING/GUIDE	80	TANK/FUEL	6	WASHER	5		4		15
SPRING/HC022	16	TIRE	45		8		8		16
	17		45		25		13		12
	17		45		25		13		20
SPRING/HC024	20	TIRE/FRONT/LH	45		40		11		23
SPRING/HC027	80	TIRE/FRONT/RH	45		52		16		36
SPRING/HC094	10	TIRE/TURF/LH	46		57		4		24
SPRING/HC64	9	TIRE/TURF/RH	46		65		9		28
SPRING/HE067	25	TIRE/4P 500-12	44		53		32		31
	32		44		7		5		6
	50	TIRE/4P 8-16	33		7		5		17
SPRING, PRESS/22	8	TIRE/4P 8-18	33		8		10		32
SPRING, PRESS/40	28		33		10		10		34
SPRING, SHIFTER	22		33		14		7		21
	22		33		18		7		20
	23		33		18		9		55
	14	TIRE, LW-LUG L8-16 4P	33		56		23		57
	2	TIRE, LW-LUG R8-16 4P	33		56		23		66
	9	TIRE, LW-LUG/L	33		9		7		28
	31	TIRE, LW-LUG/L	33		21		4		65
	28	TIRE, LW-LUG/R	33		53		44		3
	49	TIRE, TURF/L	33		58		13		11
	50	TIRE, TURF/R	33		6		5		17
	55	TIRE, TURF20.5X800-10	46		8		5		14
	5	TIRE, TURF20X12.00X15	46		9		36		12
SPRING, VALVE	57	TRIM/20	33		11		5		25
STAY/COVER/LH	57	TRIM/350	57		12		8		25
STAY/COVER/RH	35	TRIM/420	56		47		7		28
STAY/CYLINDER	58	TRIM/490	55		49		7		50
STAY/FENDER	61		56		50		8		27
STAY/FLOOR/LH	61		55		50		8		66
STAY/FLOOR/RH	61		56		56		8		66

DESCRIPTION	REF . NO	DESCRIPTION	REF . NO	DESCRIPTION	REF . NO	DESCRIPTION	REF . NO
WASHER, SP/M10	2	WIRE	23		34		
	2		24		3		
	6		32		31		
	9		40		14		
	9	WRENCH, SOCKET/17X19	78		2		
	11	YOKE COMP	32		8		
	12		32		20		
	22	YOKE, LH	32		4		
	23	YOKE, SPLINE B	32		4		
	28		39		3		
	29						
	35						
	17						
	36						
	36						
	38						
	42						
	47						
WASHER, SP/M12	9						
	21						
	29						
	30						
	38						
	41						
	42						
	43						
	45						
	46						
	47						
	53						
	53						
	58						
WASHER, WIRE TENSION	61						
WHEEL	44						
	44						
	45						
	45						
	44						
WHEEL/Front/LH ASSY	44						
WHEEL/Front/RH ASSY	44						
WHEEL/STEERING ASSY	34						
WHEEL/15X10LB COMP	33						
	33						
WHEEL/16X5JA COMP	33						
	33						
WHEEL/18XW6 COMP	33						
	33						
WIRE	15						
	16						
	20						





**Yvan Béal - 21, av. de l'Agriculture - B.P.16
Z.I. du Brézet - 63014 Clermont-Ferrand Cedex 2
Tél : 04 73 91 93 51 - Télécopie : 04 73 90 23 11
www.yvanbeal.fr - E-mail : info@yvanbeal.fr
R.C.S. Clermont-Fd B 304 973 886 - S.A.S. au capital de 612 000 €**