



# PIECES DETACHEES

Tracteur

## TM223

TM223 - FHSME4, FMUE4, FUE1, FUE4



Yves Béal 21, Av. de l'Agriculture - B.P. 10  
Z.I. du Breuil 63014 Clermont-Ferrand Cedex 2  
Tel: 04 73 91 93 51 Téléphone: 04 73 90 23 11  
www.yvesbeal.fr Email: info@yvesbeal.fr  
R.C. B 304 973 886 - SIREN 304 973 886

1685-097-1001-0

03-000201-050216



## Directions for use of Parts Catalogue

### 1. Applicable model of machines

All component and option parts used for TM223 tractors are listed in this parts catalogue.

#### 1) MODEL TYPE

- F ..... FOUR WHEEL DRIVE. STD
- FH ..... FOUR WHEEL DRIVE. HST
- S ..... INDEPENDENT PTO CLUTCH & POWER STEERING
- M ..... MID PTO
- U ..... POWER STEERING

#### 2) AREA CODE

- E 1 ..... ASIA
- E 4 ..... EUROPE AND OCEANIA

### 2. Explanation for head paragraph

KEY	PART CODE	DESCRIPTION	S P C	TYPE OF MODEL						I T C	C O L	G R P	REMARKS
				SSM48M	SSM48F	SSM48G	SRM48M	SRM48F	SRM48G				
1	8595-211-001-20	CASE/UPPER	*	1 -223									
1A	8657-201-081-00	CASE/UPPER	*	1 230-			1						
2	8595-211-002-10	CASE/LOWER	*	1			1						
3	V523-100-801-80	PIN	*	2			2						
4	V211-260-803-00	BOLT, SEMS	*	6			6						
			*	2 -223			2						
			*	2 230-			2						
			*	2			2						
			*	1			1						

- ① KEY shows the location of parts diagramed in the illustration.
- ② Parts numbers begin with `V` and `W` are standard parts of the market.
- ③ `LH` and `RH` on the parts name are described against the moving direction of the machine or are described on the condition how to install parts on the machines.

- ④ SPC : The following symbol classifies parts to be used for machines.
- ` \* ` means standard parts.
  - ` T ` shows that the parts can be installed as optional parts.
  - ` R ` shows that the parts can be used as applicable parts to replace originally equipped parts.
- ⑤ Upper column : QTY shows the number of parts to be used for one unit of machine.
- ` M ` is indicated for parts supplied by a meter long.
  - ` l ` is indicated for parts supplied by liter.
  - ` AR ` is indicated for parts need to be adjusted or regulated.
- Lower column : serial number
- 229 means serial number up to 229.
  - 230 means serial number 230 and after.
- ⑥ ITC : Interchangeability
- 1 ` ... OLD ← NEW  
New parts can be used in place of the old parts.
  - 2 ` ... OLD → NEW  
Old parts can be used in place of the new parts.
  - 3 ` ... OLD ↔ NEW  
Old parts and new parts can not be replaced each other.
- ⑦ COL : Color code
- Color is signified with color code number for colored parts.  
Please see the color list shown in the next page.
- ⑧ GRP : Parts shown in this column can be replaced by SET parts.
- Example : Parts marked ① can be replaced by parts marked ②, and ③ for ④, so the rest follow in the same alphabetical order.
- ⑨ Remarks
- \* Other maker's part code number is shown in this column.
  - \* When Fig. No. is shown in the Remark column of SET parts or ASSY parts, each of their component parts are listed in said Fig. No.

### 3. Color :

The following colors are used color parts.

COLOR CODE	COLOR	SPRAY TYPE CODE NUMBER	PAINTS 4K DRUM	PAINTS 16K DRUM
4 G	CRYSTAL BLUE	1300-957-001-10	1300-957-003-00	1300-957-004-00
5 I	SUNSET GRAY	130-959-001-10	1300-959-003-00	1300-959-004-00
6 G	SUMMER WHITE	1300-958-001-10	1300-958-003-00	1300-958-004-00
7 F	MIRROR BLACK	1300-954-001-10	1300-954-003-00	1300-954-004-00
8 E	SILVER MIST	1300-968-001-10	1300-968-003-00	1300-968-004-00
8 F	BRILLIANT BROWN METALLIC	1300-972-001-10	—————	—————

### 4. Serial Numbers :

- 1) For engines serial number is stamped on CYLINDER BLOCK ASSY.

Please see Fig. No. 5-1.

- 2) For chassies serial number is shown on the LABEL.

Please see



### 5. Parts Order

- 1) Parts numbers listed in the parts catalogue are all registered in "ISEKI on-line computer".
- 2) When you order parts, please make sure of correct numbers.
- 3) When substitute parts is available, the part number ordered will be automatically turned to a new part number.
- 4) Please be sure to use "ISEKI GENUINE PARTS".

Any other similar parts other than ISEKI parts when used may cause a trouble that makes us unable to repair or guarantee the warrant.

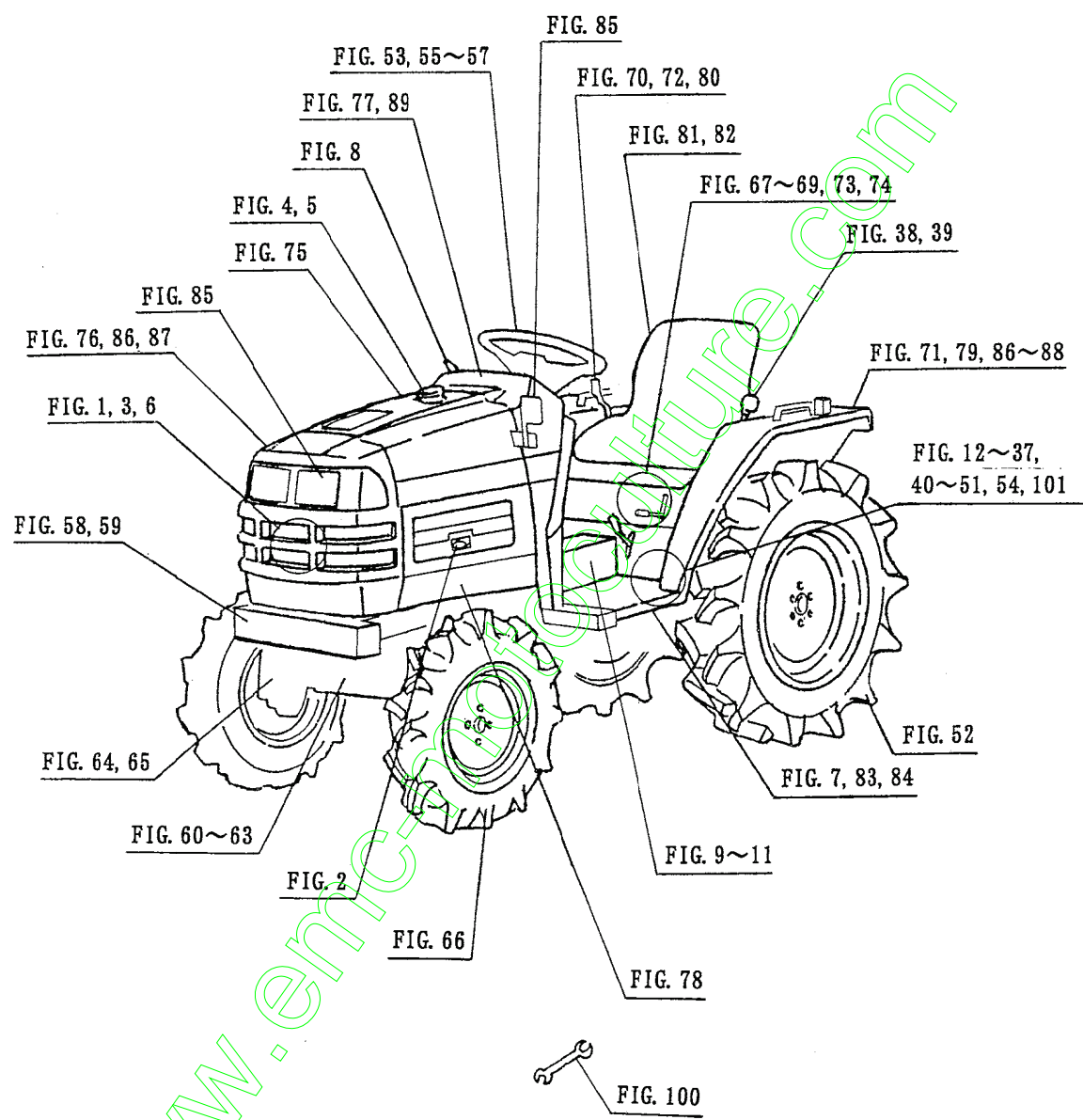
M O D E L F I G	T M 2FFFF 2HMUU 3SUEE ME14 E4 4											
1	****											
2	****											
3	****											
4	****											
5	****											
6	****											
7	***											
8	****											
9	***											
10	*											
11	****											
12	*											
13	* *											
14	*											
15	*											
16	****											
17	****											
18	*											
19	***											
20	***											
21	*											
22	***											
23	***											
24	*											
25	***											
26	*											
27	*											
28	***											
29	* *											
30	*											
31	*											
32	****											
33	*											
34	***											
35	****											
36	**											
37	* *											
38	*											
39	*											
40	*											
41	*											
42	*											
43	***											
44	*											
45	*											

www.emc-motoculture.com









## C O N T E N T S

TM223 (H TYPE)

ENGINE (E3112-B05)

CYLINDER HEAD .....	Fig. 1
CYLINDER HEAD COVER .....	Fig. 2
INLET MANIFOLD .....	Fig. 3
EXHAUST MANIFOLD .....	Fig. 4
CYLINDER BLOCK .....	Fig. 5
BEARING/UNDER SIZE (OPTION) .....	Fig. 6
OIL PAN .....	Fig. 7
REAR PLATE .....	Fig. 8
TIMING GEAR CASE .....	Fig. 9
HANGER .....	Fig. 10
VALVE .....	Fig. 11
CAM SHAFT .....	Fig. 12
PISTON .....	Fig. 13
PISTON/OVER SIZE (OPTION) .....	Fig. 14
CRANK SHAFT (No.1~153831) .....	Fig. 15
CRANK SHAFT (No.153832~) .....	Fig. 16
OIL PUMP .....	Fig. 17
WATER PUMP .....	Fig. 18
COOLING FAN .....	Fig. 19
INJECTION NOZZLE .....	Fig. 20
INJECTION PUMP .....	Fig. 21
FUEL PIPE .....	Fig. 22
ELECTRIC (1) .....	Fig. 23
ELECTRIC (2) .....	Fig. 24
COMPONENT PARTS FOR 6215 - 300 - 036 - 00 ON Fig.20 .....	Fig. 25
COMPONENT PARTS FOR 6215 - 600 - 103 - 10 ON Fig.21 .....	Fig. 26
COMPONENT PARTS FOR 6281 - 100 - 005 - 00 ON Fig.23 .....	Fig. 27
COMPONENT PARTS FOR 6281 - 200 - 005 - 00 ON Fig.23 .....	Fig. 28

# C O N T E N T S

TM223 (EXCEPT H TYPE)

ENGINE (E3112-B07)

CYLINDER HEAD .....	Fig. 1
CYLINDER HEAD COVER .....	Fig. 2
INLET MANIFOLD .....	Fig. 3
EXHAUST MANIFOLD .....	Fig. 4
CYLINDER BLOCK .....	Fig. 5
BEARING/UNDER SIZE (OPTION) .....	Fig. 6
OIL PAN .....	Fig. 7
REAR PLATE .....	Fig. 8
TIMING GEAR CASE .....	Fig. 9
HANGER .....	Fig. 10
VALVE .....	Fig. 11
CAM SHAFT .....	Fig. 12
PISTON .....	Fig. 13
PISTON/OVER SIZE (OPTION) .....	Fig. 14
CRANK SHAFT .....	Fig. 15
OIL PUMP .....	Fig. 16
WATER PUMP .....	Fig. 17
COOLING FAN .....	Fig. 18
INJECTION NOZZLE .....	Fig. 19
INJECTION PUMP .....	Fig. 20
FUEL PIPE .....	Fig. 21
ELECTRIC (1) .....	Fig. 22
ELECTRIC (2) .....	Fig. 23
COMPONENT PARTS FOR 6215-300-036-00 ON Fig.19 .....	Fig. 24
COMPONENT PARTS FOR 6215-600-103-10 ON Fig.20.....	Fig. 25
COMPONENT PARTS FOR 6281-100-005-10 ON Fig.22 .....	Fig. 26
COMPONENT PARTS FOR 6281-200-005-00 ON Fig.22 .....	Fig. 27

# CONTENTS

## CHASSIS

RADIATOR SYSTEM .....	Fig. 1
MUFFLER SYSTEM.....	Fig. 2
AIR CLEANER SYSTEM.....	Fig. 3
FILTER SYSTEM.....	Fig. 4
FUEL TANK SYSTEM .....	Fig. 5
BATTERY SYSTEM.....	Fig. 6
ACCELE PEDAL SYSTEM (EXCEPT H TYPE).....	Fig. 7
THROTTLE LEVER SYSTEM.....	Fig. 8
CLUTCH HOUSING SYSTEM (EXCEPT H TYPE) .....	Fig. 9
CLUTCH HOUSING SYSTEM (H TYPE).....	Fig. 10
CLUTCH PEDAL SYSTEM (EXCEPT H TYPE).....	Fig. 11
TRANSMISSION CASE SYSTEM (E1 TYPE).....	Fig. 12
TRANSMISSION CASE SYSTEM (E4 TYPE EXCEPT H) .....	Fig. 13
TRANSMISSION CASE SYSTEM (H TYPE) .....	Fig. 14
HST SYSTEM (H TYPE).....	Fig. 15
INPUT GEAR SYSTEM (EXCEPT H TYPE).....	Fig. 16
DRIVE PINION SYSTEM (EXCEPT H TYPE).....	Fig. 17
DRIVE GEAR SYSTEM (H TYPE) .....	Fig. 18
RIVERSE GEAR SYSTEM (EXCEPT H TYPE) .....	Fig. 19
4WD GEAR SYSTEM (EXCEPT H TYPE).....	Fig. 20
4WD GEAR SYSTEM (H TYPE) .....	Fig. 21
MAIN LEVER AND PLUG SYSTEM (EXCEPT H TYPE) .....	Fig. 22
SUB LEVER SYSTEM (EXCEPT H TYPE).....	Fig. 23
SUB LEVER SYSTEM (H TYPE) .....	Fig. 24
4WD CHANGE SYSTEM (EXCEPT H TYPE) .....	Fig. 25
4WD CHANGE SYSTEM (H TYPE).....	Fig. 26
SUB CHANGE SYSTEM (H TYPE).....	Fig. 27
SUB CHANGE SYSTEM (EXCEPT H TYPE) .....	Fig. 28
PTO GEAR SYSTEM (E4 TYPE EXCEPT H).....	Fig. 29
PTO GEAR SYSTEM (H TYPE).....	Fig. 30

PTO GEAR SYSTEM (E1 TYPE) .....	Fig. 31
PTO SHAFT SYSTEM.....	Fig. 32
PTO LEVER SYSTEM (H TYPE) .....	Fig. 33
PTO LEVER SYSTEM (EXCEPT H TYPE).....	Fig. 34
SHIELD COVER SYSTEM.....	Fig. 35
MID PTO SYSTEM (M TYPE) .....	Fig. 36
MID PTO SYSTEM (E4 TYPE EXCEPT M) .....	Fig. 37
MID PTO LEVER SYSTEM (M TYPE EXCEPT H) .....	Fig. 38
MID PTO LEVER SYSTEM (HM TYPE) .....	Fig. 39
LINK SYSTEM (H TYPE) .....	Fig. 40
PEDAL SYSTEM (H TYPE) .....	Fig. 41
PIPING SYSTEM (H TYPE) .....	Fig. 42
DIFF SYSTEM (EXCEPT H TYPE) .....	Fig. 43
DIFF SYSTEM (H TYPE).....	Fig. 44
REAR AXLE SYSTEM (H TYPE).....	Fig. 45
REAR AXLE SYSTEM (EXCEPT H TYPE).....	Fig. 46
WHEEL SHAFT SYSTEM.....	Fig. 47
BRAKE SYSTEM (1) .....	Fig. 48
BRAKE SYSTEM (2) (EXCEPT HE1 TYPE) .....	Fig. 49
BRAKE SYSTEM (2) (H TYPE).....	Fig. 50
BRAKE SYSTEM (2) (E1 TYPE) .....	Fig. 51
TIRE SYSTEM (OPTION) .....	Fig. 52
STEERING WHEEL SYSTEM.....	Fig. 53
CYLINDER SYSTEM.....	Fig. 54
STEERING SYSTEM.....	Fig. 55
PIPING SYSTEM (EXCEPT H TYPE).....	Fig. 56
PIPING SYSTEM (H TYPE) .....	Fig. 57
AXLE BRACKET,BUMPER SYSTEM .....	Fig. 58
FRONT HITCH SET (EXCEPT E1 TYPE – OPTION) .....	Fig. 59
DRIVE SHAFT SYSTEM (H TYPE).....	Fig. 60
DRIVE SHAFT SYSTEM (EXCEPT H TYPE) .....	Fig. 61
DRIVE PINION SYSTEM.....	Fig. 62
AXLE HOUSING SYSTEM .....	Fig. 63
FINAL GEAR,FINAL DRIVE SHAFT SYSTEM.....	Fig. 64

TIE ROD SYSTEM.....	Fig. 65
FRONT WHEEL,TIRE SYSTEM (OPTION) .....	Fig. 66
CYLINDER CASE SYSTEM.....	Fig. 67
LIFT ARM SYSTEM.....	Fig. 68
CYLINDER SYSTEM.....	Fig. 69
POSITION LEVER SYSTEM.....	Fig. 70
DAMPER SET (H TYPE - OPTION) .....	Fig. 71
AUX VALVE SET (H TYPE - OPTION) .....	Fig. 72
PIPING SYSTEM.....	Fig. 73
3P LINK SYSTEM.....	Fig. 74
HOOD SYSTEM.....	Fig. 75
GRILLE SYSTEM.....	Fig. 76
STEERING COVER SYSTEM.....	Fig. 77
SIDE COVER SYSTEM .....	Fig. 78
FENDER SYSTEM .....	Fig. 79
LEVER GUIDE,SEAT BRACKET SYSTEM.....	Fig. 80
SEAT SYSTEM (EXCEPT E1 TYPE) .....	Fig. 81
SEAT SYSTEM (E1 TYPE) .....	Fig. 82
STEP SYSTEM (EXCEPT H TYPE).....	Fig. 83
STEP SYSTEM (H TYPE).....	Fig. 84
MIRROR AND HEAD LAMP SYSTEM.....	Fig. 85
LAMP SYSTEM (EXCEPT E1 TYPE) .....	Fig. 86
LAMP SYSTEM (E1 TYPE).....	Fig. 87
REFLECTOR AND LAMP SYSTEM (E1 TYPE - OPTION) .....	Fig. 88
PANEL SYSTEM .....	Fig. 89
SWITCH SYSTEM (1).....	Fig. 90
SWITCH SYSTEM (2).....	Fig. 91
HARNESS SYSTEM (H TYPE) .....	Fig. 92
HARNESS SYSTEM (EXCEPT H TYPE) .....	Fig. 93
ORNAMENT,LABEL (CE).....	Fig. 94
LABEL (CONTROL) (H TYPE) .....	Fig. 95
LABEL (CONTROL) (EXCEPT H TYPE) .....	Fig. 96
LABEL (ENGLISH) (OPTION).....	Fig. 97
LABEL (FRENCH) (EXCEPT E1 TYPE - OPTION) .....	Fig. 98

LABEL (GERMAN) (EXCEPT E1 TYPE – OPTION) .....	Fig. 99
TOOL .....	Fig. 100

#### OPTIONAL PARTS

DRAW BAR HITCH SET (EXCEPT E1 TYPE – OPTION) .....	Fig. 101
--	----------

#### COMPONENT PARTS

COMPONENT PARTS FOR K200 – 053 – 000 – 00 ON Fig.57 .....	Fig. 102
COMPONENT PARTS FOR K211 – 001 – 000 – 00 ON Fig.69 .....	Fig. 103
COMPONENT PARTS FOR 1683 – 202 – 500 – 00 ON Fig.15 .....	Fig. 104
COMPONENT PARTS FOR 1685 – 211 – 500 – 00,10 ON Fig.30 .....	Fig. 105

WIRING DIAGRAM (STD) (A)

WIRING DIAGRAM (STD) (B)

WIRING DIAGRAM (STD) (C)

WIRING DIAGRAM (STD) (D)

WIRING DIAGRAM (HST) (A)

WIRING DIAGRAM (HST) (B)

WIRING DIAGRAM (HST) (C)

WIRING DIAGRAM (HST) (D)

www.emc-motoculture.com

# ENGINE

E3112 – B05...TM223

(H TYPE)

[www.emc-motoculture.com](http://www.emc-motoculture.com)



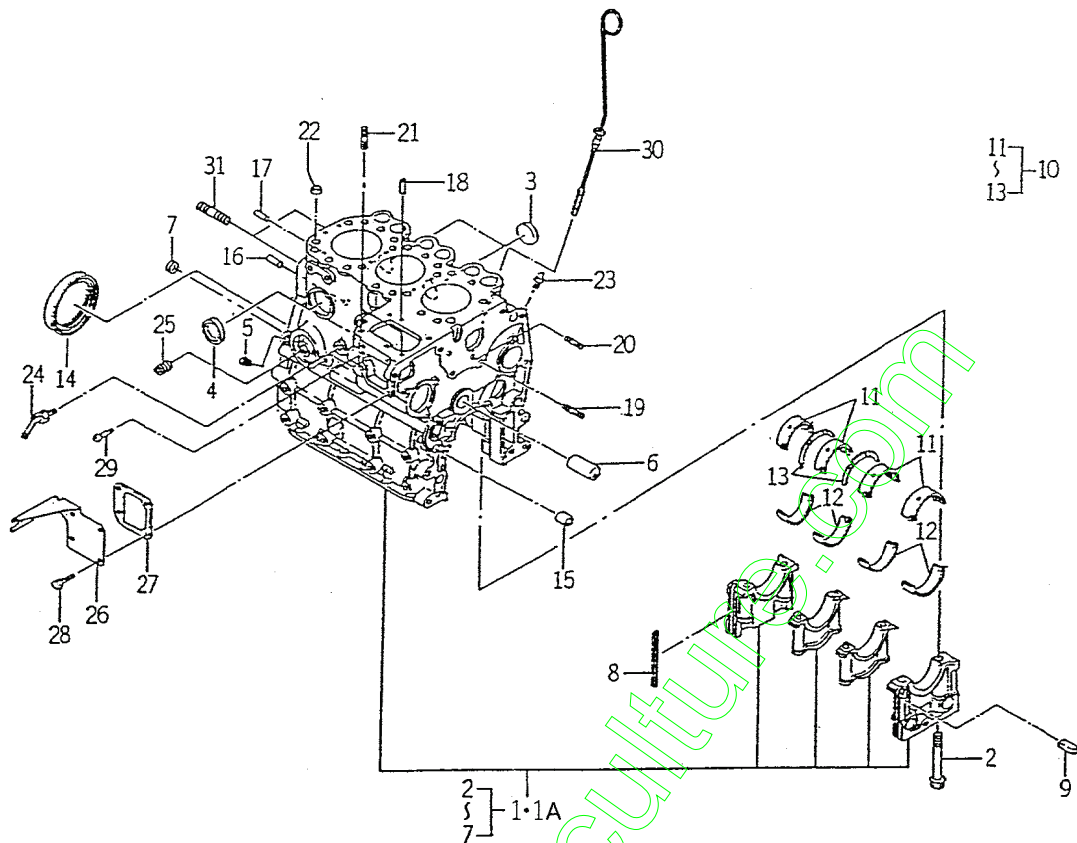








FIG. 5 CYLINDER BLOCK



6004-201T

KEY	PART CODE	DESCRIPTION	S P C	TYPE OF MODEL		I T C	C O L	G R P	REMARKS
				E3112B05					
1	6211-210-037-10	CYLINDERBLOCK ASSY	*	1					
1A	6211-210-037-20	CYLINDERBLOCK ASSY	*	-159738 159739-		1			
2	6209-000-004-10	BOLT	*	8					
3	6209-610-001-00	CAP, SEALING	*	2					
4	6911-219-195-00	CAP, SEALING	*	4					
5	6509-605-019-10	PLUG	*	3					
6	6212-531-005-10	PIN/IDLEGEAR	*	1					
7	6911-129-083-00	CAP, SEALING	*	2					
8	6211-258-001-00	SEAL, BEARING CAP	*	4					
9	6211-258-002-00	SEAL, BEARING CAP/7	*	2					
10	6211-510-001-00	METAL, CRANK SET	*	1					
11	6211-511-003-00	BEARING/CRANK/UPPER	*	4					
12	6211-511-004-00	BEARING/CRANK/LOWER	*	4					
13	6211-599-001-10	BEARING, THRUST CRANK	*	2					
14	6209-625-001-00	SEAL, OIL	*	1					
15	6209-749-001-20	PIN/TUBE	*	2					
16	6908-160-816-00	PIN	*	1					
17	V523-100-802-40	PIN	*	1					
18	6209-740-005-00	PIN	*	2					
19	6904-110-840-00	STUD/M8X40	*	1					
20	6904-110-818-00	STUD	*	1					
21	6904-110-822-00	STUD	*	2					
22	6294-453-002-00	DOWEL	*	2					
23	6909-902-299-00	NIPPLE	*	1					
24	6213-721-007-00	PIPE/WATERDRAIN	*	1					
25	6213-319-001-00	CONNECTOR, OIL FILTER	*	1					
26	6211-291-016-00	COVER/INJECTIONPUMP	*	1					
27	6211-292-001-20	GASKET/COVER	*	1					
28	6901-910-614-00	BOLT	*	4					
29	6215-549-013-00	PIN	*	1					



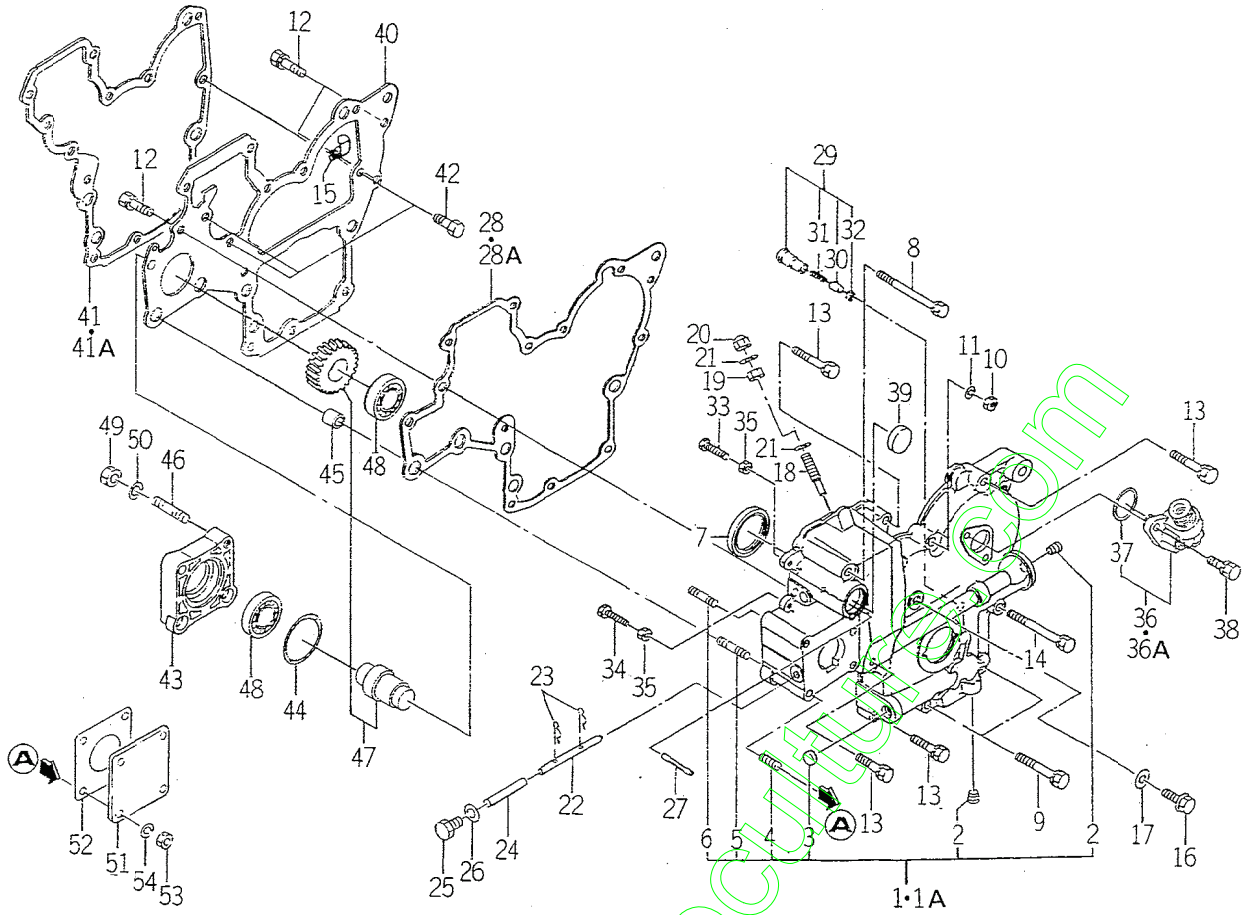








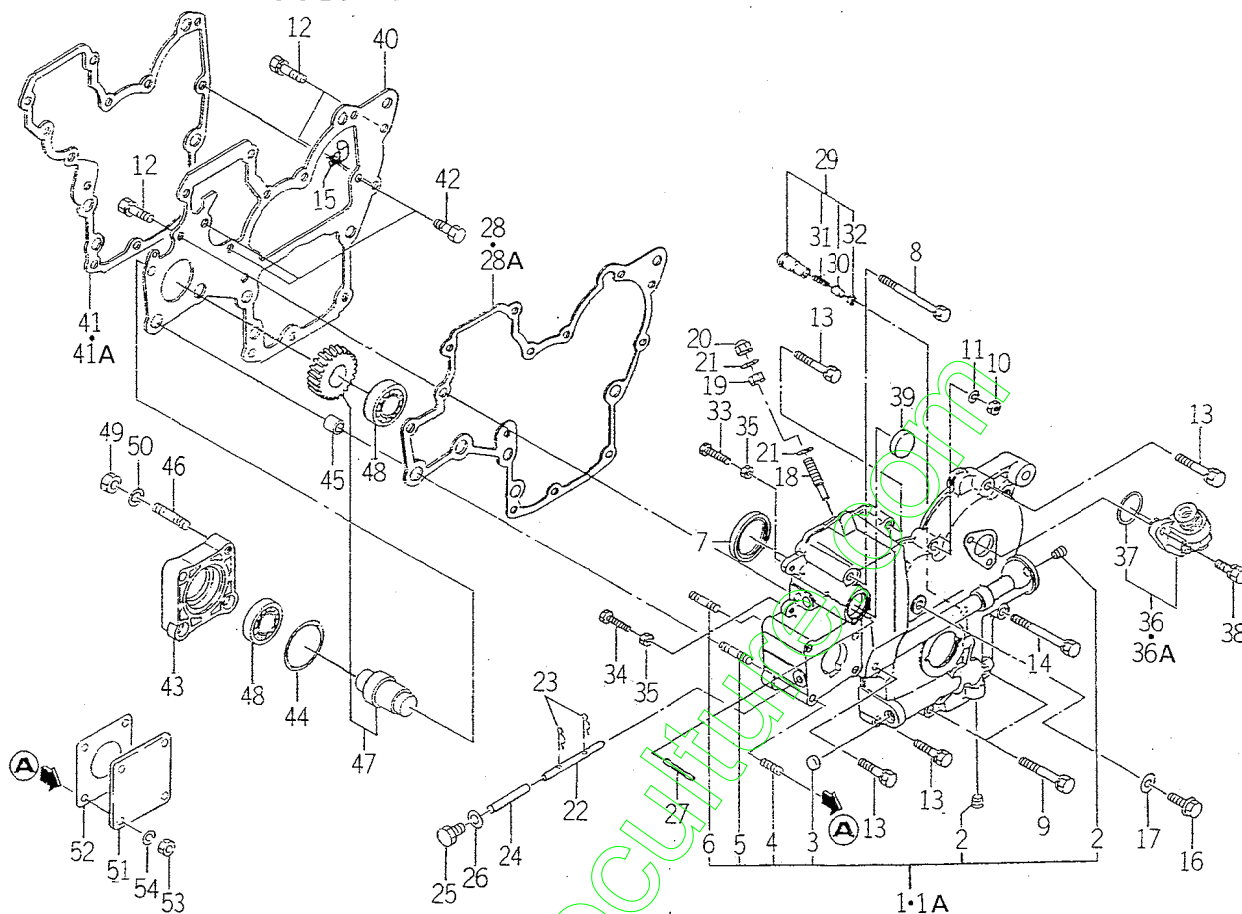
FIG. 9 TIMING GEAR CASE



6004-240D

KEY	PART CODE	DESCRIPTION	S P C	TYPE OF MODEL		I T C	C O L	G R P	REMARKS
				E3112B05					
1	6211-310-012-10	GEARCASE ASSY	*	1					
1A	6211-310-012-20	GEARCASE ASSY	*	-151792 1 151798- 2		1			
2	6509-605-019-10	PLUG	*						
3	6209-610-002-10	CUP/SEALING/16	*	1					
4	6904-110-822-00	STUD	*	4					
5	6904-110-855-00	STUD	*	2					
6	6904-110-850-00	STUD	*	1					
7	6209-625-002-00	SEAL, OIL	*	1					
8	6209-030-005-00	BOLT/M8X85	*	1					
9	6509-000-084-00	BOLT/L-55	*	2					
10	6909-110-508-00	NUT/M8	*	1					
11	6909-150-508-00	WASHER	*	1					
12	V211-560-802-00	BOLT/M8X20	*	3					
13	6901-910-845-00	BOLT, SEMS/M8X45	*	5					
14	6209-030-006-00	BOLT/M8X75	*	1					
15	1425-621-004-00	CLAMP, HARNESS	*	2					
16	6209-046-001-00	BOLT/M8X30	*	1					
17	6209-500-003-00	WASHER/08X14X01	*	1					
18	6215-546-003-00	STOPPER/FULLLOAD	*	1					
19	6209-409-001-00	NUT/M8	*	1					
20	V341-120-008-00	NUT, CAP/M 8	*	1					
21	6209-920-002-00	PACKING	*	2					
22	6215-542-004-20	PIN/ARM	*	1					
23	P117-303-003-00	PIN/SNAP	*	2					
24	6215-542-005-00	PIN	*	1					
25	6909-202-308-00	PLUG	*	1					
26	6209-500-003-00	WASHER/08X14X01	*	1					
27	6209-740-001-00	PIN, GROOVE	*	1					
28	6211-312-003-10	GASKET, GEAR CASE	*	1 -149771					
28A	6211-312-003-20	GASKET/GEARCASE	*	1 149772-		1			

FIG. 9 TIMING GEAR CASE

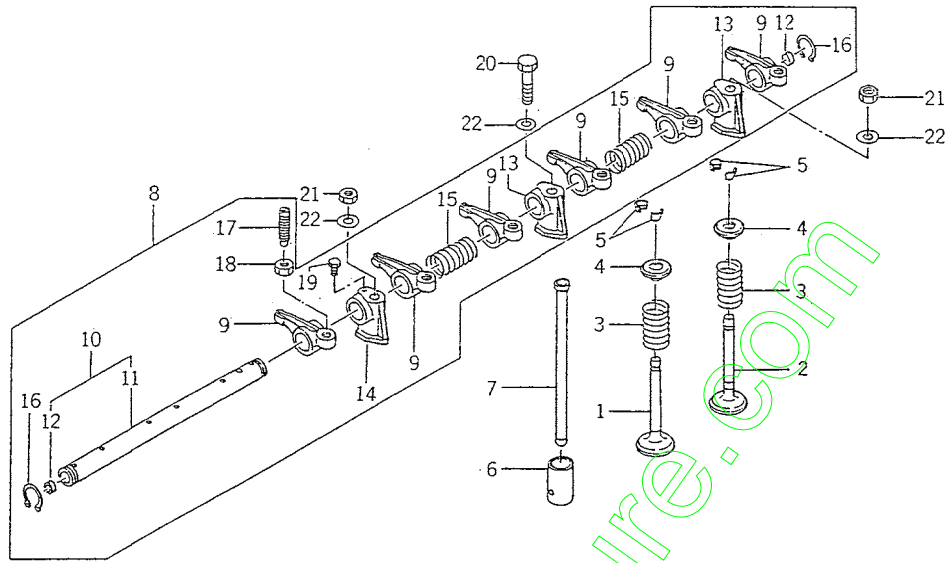


5034-240D

KEY	PART CODE	DESCRIPTION	S P C	TYPE OF MODEL		I T C	C O L	G R P	REMARKS
				E3112B05					
29	6213-160-002-00	VALVE/RELIEF ASSY	*	1					
30	6213-161-001-00	PISTON/RELIEF VALVE	*	1					
31	6213-164-001-00	SPRING/RELIEF VALVE	*	1					
32	V705-140-012-00	RING, SNAP/12 C	*	1					
33	6209-050-001-00	BOLT/M6	*	1					
34	6209-050-002-00	BOLT/M6	*	1					
35	6909-110-406-00	NUT	*	2					
36	6219-310-003-10	DRIVE/TACHOMETE ASSY	*	1	-159252				
36A	6219-310-003-20	DRIVE/TACHOMETE ASSY	*	1	159253		1		
37	V723-102-002-40	RING/O	*	1					
38	6901-910-616-00	BOLT, SEMS/M6X16	*	2					
39	3625-540-004-00	CAP, BLANK/30	*	1					
40	6211-311-007-20	PLATE, FRONT	*	1					
41	6211-312-004-10	GASKET, PLATEASE	*	1	-149771				
41A	6211-312-004-20	GASKET/PLATE	*	1	149772		1		
42	6902-050-816-00	BOLT	*	3					
43	6211-319-003-00	SPACER	*	1					
44	V723-102-005-00	O-RING 1A S50	*	1					
45	6209-749-001-20	PIN/TUBE	*	2					
46	6904-110-822-00	STUD	*	1					
47	6212-530-005-10	SHAFT/HYDRAULIC ASSY	*	1					
48	V600-110-600-50	BEARING, RB/6005	*	2					
49	6909-110-408-00	NUT/M8	*	4					
50	6909-150-508-00	WASHER	*	4					
51	6511-321-083-00	COVER	*	1					
52	6211-322-002-00	GASKET/COVER	*	1					
53	6909-110-408-00	NUT/M8	*	4					
54	6909-150-508-00	WASHER	*	4					



FIG. 11 VALVE



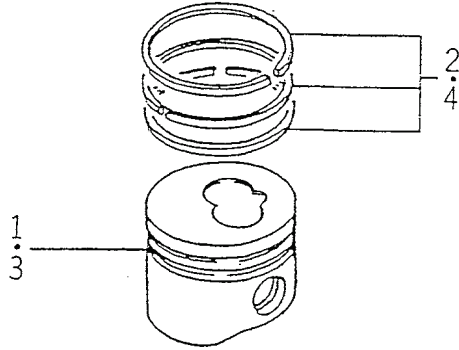
5004-301

KEY	PART CODE	DESCRIPTION	S P C	TYPE OF MODEL		I T C	C O L	G R P	REMARKS
				E3112B05					
1	6212-551-001-00	VALVE, INTAKE	*	3					
2	6212-552-001-00	VALVE, EXHAUST	*	3					
3	6212-561-001-00	SPRING, VALVE	*	6					
4	6212-563-001-00	SEAT, VALVE SPRING	*	6					
5	6212-565-001-00	CUTTER, VALVE	*	12					
6	6212-571-003-00	TAPPET	*	6					
7	6212-575-002-00	ROD, PUSH	*	6					
8	6212-600-002-00	SHAFT, ROCKER ASSY	*	1					
9	6212-611-004-10	ROCKERARM	*	6					
10	6212-620-001-10	SHAFT, ROCKER ARM ASSY	*	1					
11	6212-621-002-10	SHAFT/ROCKERARM	*	1					
12	6212-626-002-10	PLUG	*	2					
13	6212-628-004-00	BRACKET ROCKER SHAFT	*	2					
14	6212-628-005-00	BRACKET, ROCKER SHAFT	*	1					
15	6209-940-004-00	SPRING	*	2					
16	V704-140-016-00	RING, SNAP/16 C	*	2					
17	6212-616-002-00	SCREW ADJUST	*	6					
18	6209-409-003-00	NUT	*	6					
19	6209-000-002-00	BOLT	*	1					
20	6901-050-850-00	BOLT/M8X45	*	1					
21	6909-110-508-00	NUT/M8	*	2					
22	6209-500-005-00	WASHER/08X15.5X1.6	*	3					





FIG. 14 PISTON/OVER SIZE (OPTION)



6004-3491

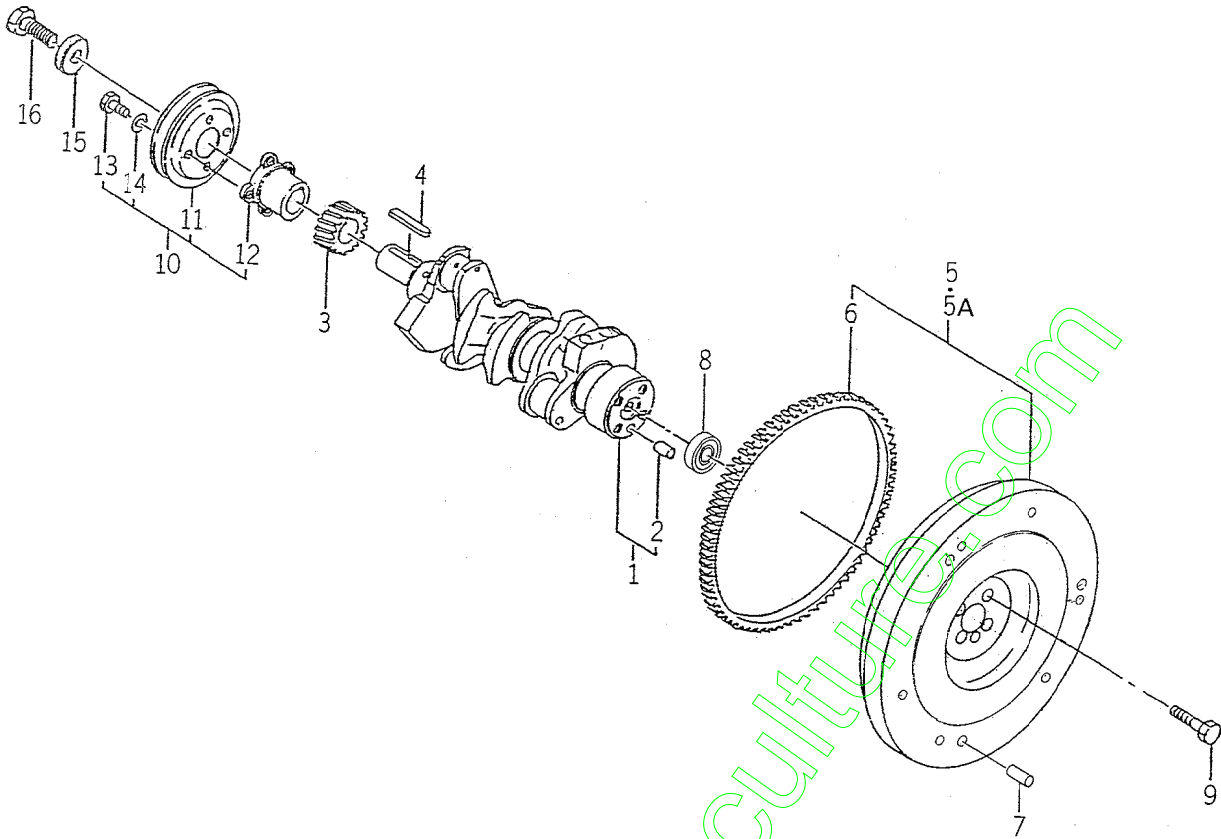
KEY	PART CODE	DESCRIPTION	S P C	TYPE OF MODEL		I T C	C O L	G R P	REMARKS
				E3112B05					
1	6212-114-055-10	PISTON/OV	T	3					050
2	6212-124-014-00	RING/PISTON/OV SET	T	3					050
3	6212-116-055-10	PISTON/OV	T	3					100
4	6212-126-014-00	RING/PISTON/OV SET	T	3					100

www.emc-motoculture.com





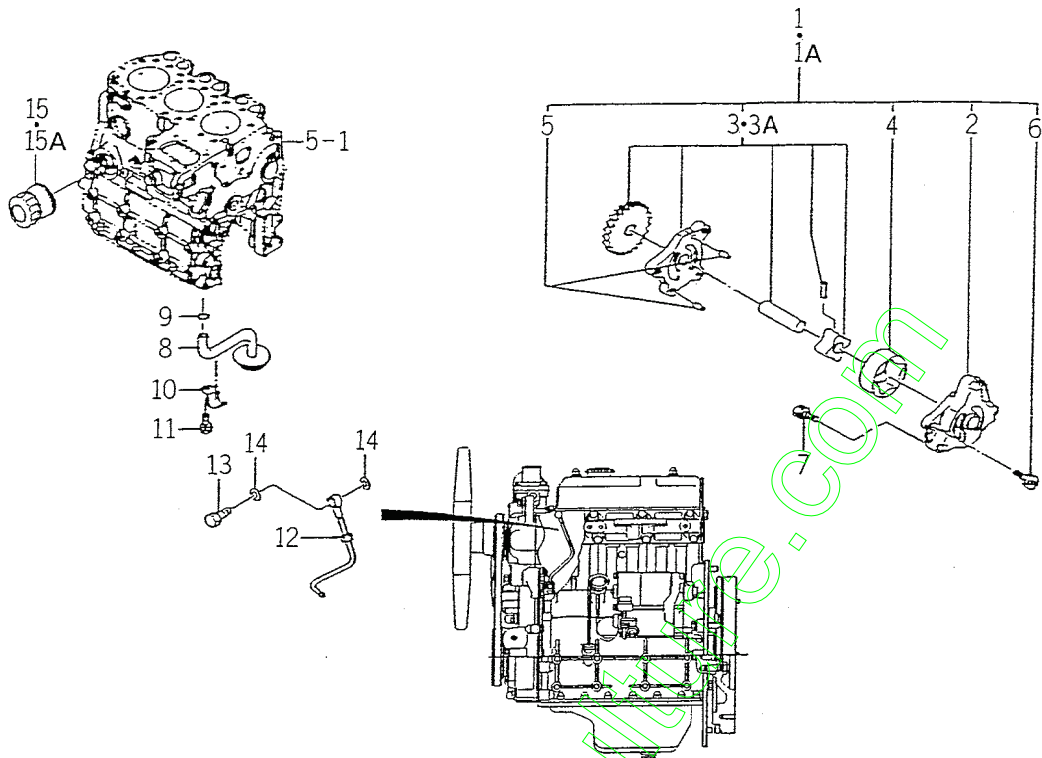
FIG. 16 CRANK SHAFT (No.153832~)



6004-350N

KEY	PART CODE	DESCRIPTION	S P C	TYPE OF MODEL		I T C	C O L	G R P	REMARKS
				E3112B05					
1	6212-310-009-00	SHAFT, CRANK ASSY	*	1	153832-				
2	V523-101-001-80	PIN	*	1	154747-				
3	6212-521-002-00	GEAR, CRANK SHAFT	*	1	153832-				
4	6908-000-750-00	KEY	*	1	153832-				
5	6212-330-049-00	FLYWHEEL ASSY	*	1	-154889				
5A	6212-330-049-10	FLYWHEEL ASSY	*	1	154890-	1			
6	6212-333-003-00	RINGGEAR	*	1	154747-				
7	6908-160-816-00	PIN	*	3	153832-				
8	V600-150-600-20	BEARING, RB/6002SS	*	1	153832-				
9	6209-000-013-00	BOLT	*	4	153832-				
10	6212-370-011-00	PULLEY ASSY	*	1	153832-				
11	6212-371-009-00	PULLEY	*	1	154747-				
12	6212-372-002-10	CENTER CRANK PULLEY	*	1	154747-				
13	6902-050-610-00	BOLT	*	4	154747-				
14	6909-150-506-00	WASHER, SP/M6	*	4	153832-				
15	6212-379-001-00	WASHER	*	1	153832-				
16	6901-066-645-00	BOLT	*	1	153832-				

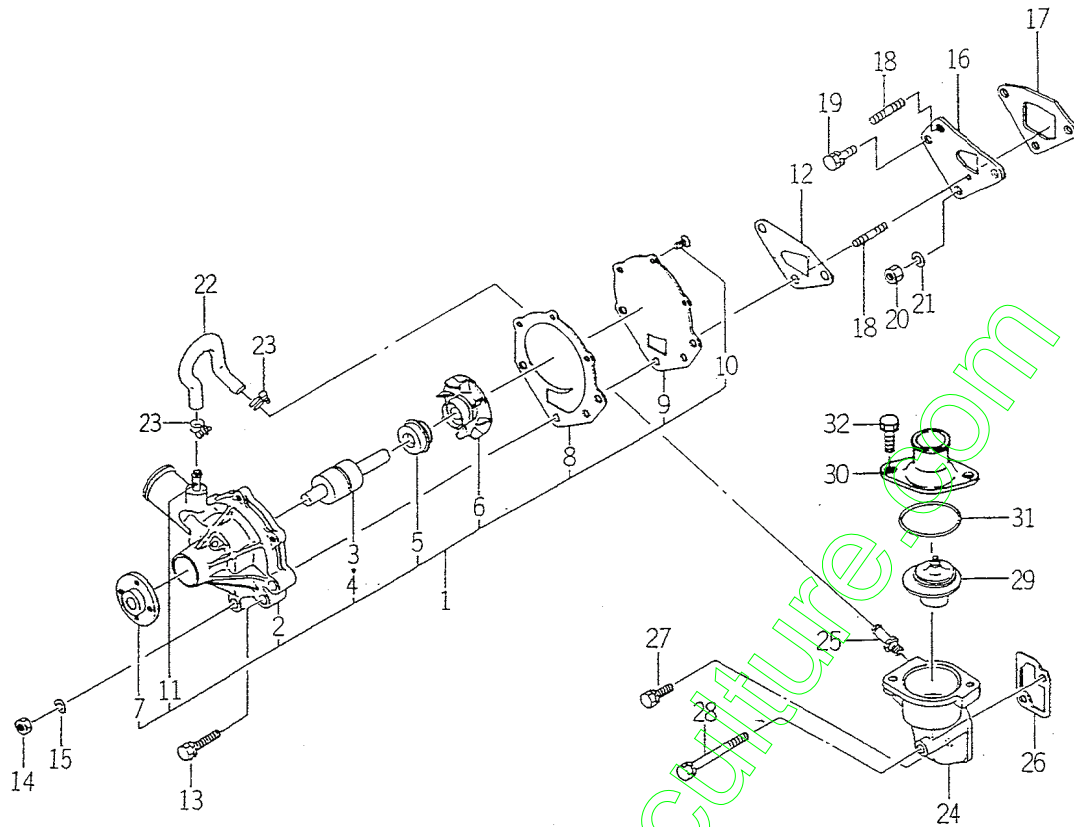
FIG. 17 OIL PUMP



6004-401B

KEY	PART CODE	DESCRIPTION	S P C	TYPE OF MODEL		I T C	C O L	G R P	REMARKS
				E3112B05					
1	6213-100-003-20	PUMP, OIL ASSY	*	1					
1A	6213-100-003-30	OILPUMP ASSY	*	-155834 1		1			
2	6213-111-001-30	BODY/OILPUMP	*	1					
3	6213-120-003-10	GEAR/OILPUMP ASSY	*	1					
3A	6213-120-003-20	GEAR/OILPUMP ASSY	*	-151089 1		1			
4	6213-125-001-00	ROTOR/OUTER	*	1					
5	6213-129-003-00	PIN/STRAIGHT	*	2					
6	6213-119-001-00	BOLT/WS	*	3					
7	6901-910-625-00	BOLT	*	3					
8	6213-140-008-00	STRAINER	*	1					
9	V720-102-401-50	O-RING/P15	*	1					
10	6213-149-002-00	CLAMP, STRAINER	*	1					
11	6901-910-816-00	BOLT, SEMS/M8X16	*	1					
12	6213-311-006-00	PIPE, OIL	*	1					
13	6909-906-105-10	BOLT, JOINT	*	1					
14	6209-920-002-00	PACKING	*	2					
15	6213-240-002-00	CARTRIDGE, OIL FILTER	*	1					
15A	6213-240-002-10	CARTRIDGE/OILFILTER	*	-156738 1		1			

FIG. 18 WATER PUMP



6004-120

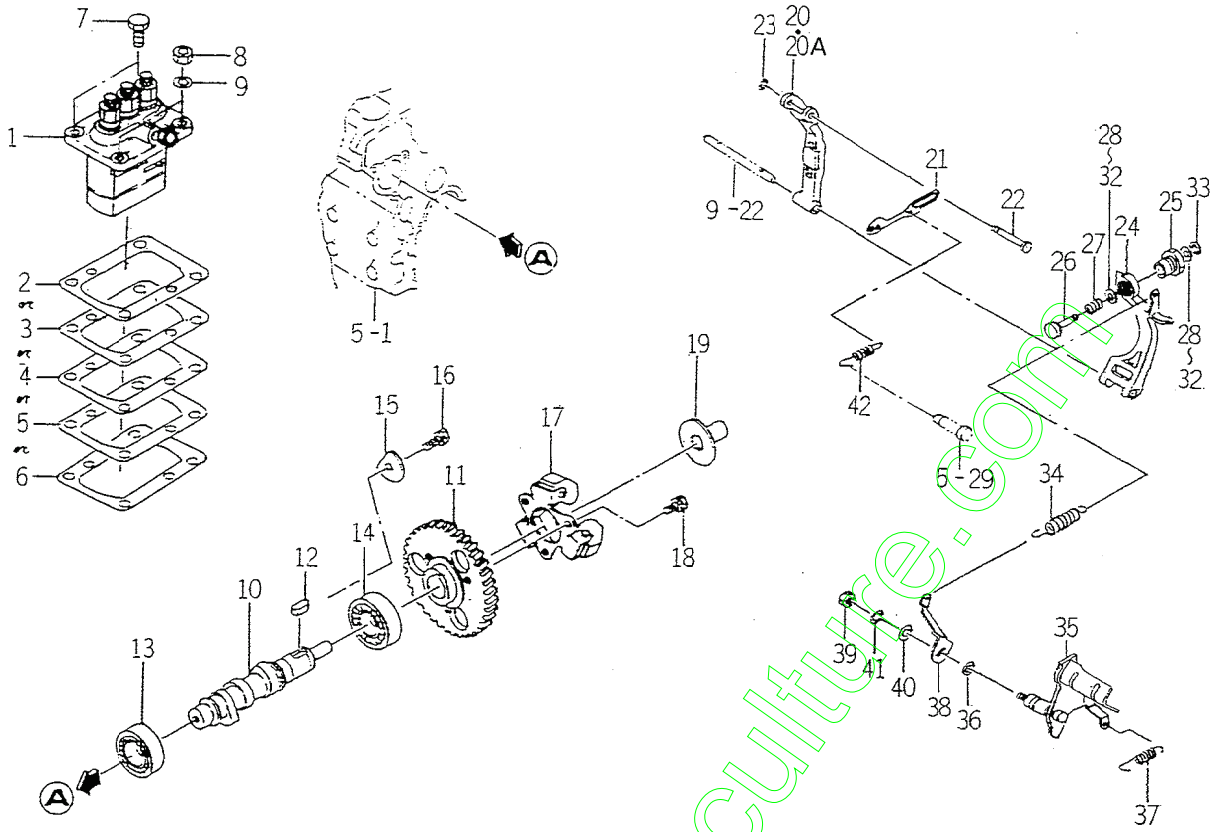
KEY	PART CODE	DESCRIPTION	S P C	TYPE OF MODEL		I T C	C O L	G R P	REMARKS
				E3112805					
1	6213-610-005-40	WATERPUMP ASSY	*	1					
2	6213-611-003-20	BODY/WATERPUMP	*	1					
3	6213-631-002-00	BEARING/WATER PUMP	*	1					
4	6213-631-005-00	BEARING/WATERPUMP	*	1					
5	6213-622-002-10	SEAL SET/WATER PUMP	*	1					
6	6213-621-003-00	ROTOR/WATERPUMP	*	1					
7	6213-642-002-00	SEAL/WATER PUMPPULLE	*	1					
8	6213-613-002-10	GASKET	*	1					
9	6213-612-004-00	PLATE/WATER PUMP	*	1					
10	6213-619-003-00	SCREW/WATER PUMP	*	3					
11	6213-619-002-00	PIPE/WATER PUMP	*	2					
12	6213-614-003-10	GASKET/WATER PUMP	*	1					
13	6901-910-845-00	BOLT, SEMS/M8X45	*	1					
14	6909-110-508-00	NUT/M8	*	2					
15	6909-150-508-00	WASHER	*	2					
16	6213-619-001-00	SPACER, PUMP. WATER	*	1					
17	6213-614-004-10	GASKET, SPACER	*	1					
18	6904-110-840-00	STUD/M8X40	*	2					
19	V211-560-802-00	BOLT/M8X20	*	1					
20	6909-110-508-00	NUT/M8	*	1					
21	6909-150-508-00	WASHER	*	1					
22	6213-729-013-10	HOSE/RUBBER	*	1					
23	J061-210-015-00	CLAMP/WIRE/10-15	*	2					
24	6213-716-001-40	HOUSING/THERMOSTAT	*	1					
25	6213-721-003-00	PIPE, PUMP HOUSING	*	1					
26	6213-743-002-10	GASKET/HOUSING	*	1					
27	V211-560-802-00	BOLT/M8X20	*	1					
28	6209-030-006-00	BOLT/M8X75	*	1					
29	6513-770-022-10	THERMOSTAT	*	1					
30	6213-711-003-20	PIPE, WATER OUTLET	*	1					







FIG. 21 INJECTION PUMP



6004-510S

KEY	PART CODE	DESCRIPTION	S P C	TYPE OF MODEL		I T C	C O L	G R P	REMARKS
				E3112B05					
1	6215-600-103-10	INJECTIONPUMP ASSY	*	1					FIG 026
2	6219-752-006-00	SHIM/PUMP, INJ	*	1					
3	6219-752-007-00	SHIM/PUMP, INJ	*	1					
4	6219-752-008-00	SHIM/PUMP, INJ	*	1					
5	6219-752-009-00	SHIM/PUMP, INJ	*	1					
6	6219-752-010-00	SHIM/PUMP, INJ	*	1					
7	V201-360-802-00	BOLT/M8X20	*	2					
8	6909-110-508-00	NUT/M8	*	2					
9	6909-150-508-00	WASHER	*	2					
10	6215-621-016-10	CAMSHAFT/INJ PUMP	*	1					
11	6212-524-002-00	GEAR, INJ PUMP	*	1					
12	6908-000-716-00	KEY	*	1					
13	V600-110-620-30	BEARING, RB/6203	*	1					
14	V600-110-600-40	BEARING, RB/6004	*	1					
15	6212-535-002-00	PLATE, THRUST INJPUMP	*	1					
16	6901-910-612-00	BOLT, SEMS/M6X12	*	1					
17	6215-520-001-00	FLYWEIGHT	*	1					
18	6209-030-043-00	BOLT/M6X10	*	3					
19	6215-526-001-10	PIECE, THRUST	*	1					
20	6215-541-001-00	ARM, FLOATING	*	1					
20A	6215-541-001-10	ARM/FLOATING COMP	*	1					
21	6215-543-002-10	RINK/CONTROL	*	1			1		
22	6215-542-006-00	PIN, CONTROL	*	1					
23	V710-140-004-00	RING, SNAP/ 4 E	*	1					
24	6215-541-016-30	ARM/TENSION	*	1					
25	6215-549-028-10	CASE/ADAPTER	*	1					
26	6215-549-027-10	PIN/ADAPTER	*	1					
27	6215-549-034-00	SPRING/ADAPTER	*	1					
28	6215-549-006-00	SHIM, ADAPTER	*	2					
29	6215-549-009-00	SHIM, ADAPTER	*	2					



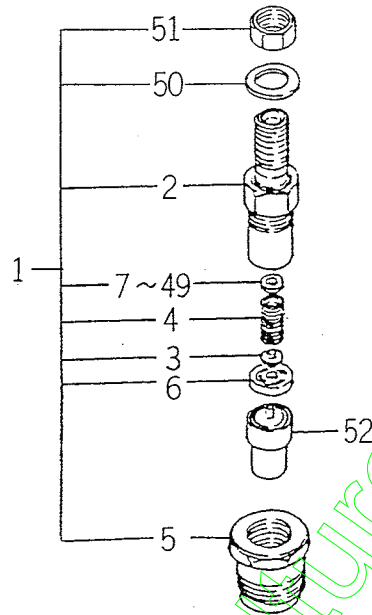








FIG. 25 COMPONENT PARTS FOR 6215 - 300 - 036 - 00 ON Fig.20

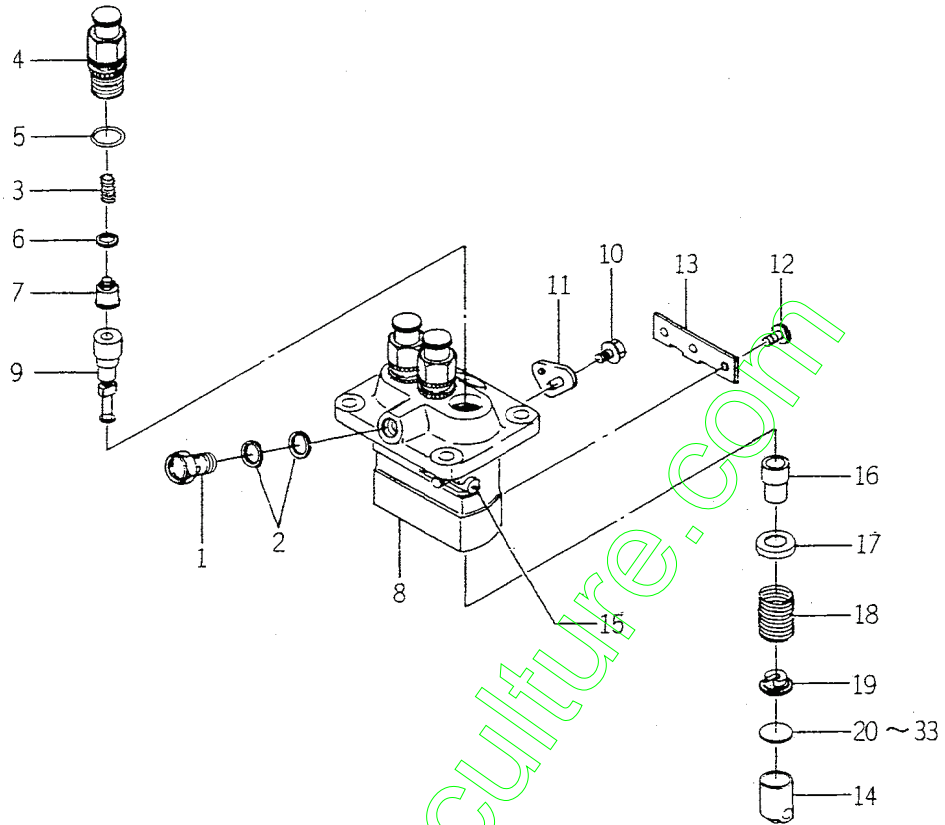


6215-3000

KEY	PART CODE	DESCRIPTION	S P C	TYPE OF MODEL		I T C	C O L	G R P	REMARKS
				E3112B05					
1	6215-330-024-00	HOLDER/NOZZLE ASSY	*	3					
2	6215-331-008-00	BODY/NOZZLE HOLDER	*	3					
3	6215-342-001-00	PIN, NOZZLE HOLDER	*	3					
4	6215-343-001-00	WASHER	*	3					
5	6215-332-013-00	NUT/NOZZLERETAINING	*	3					
6	6215-339-001-00	PIECE, DISTANCE	*	3					
7	6215-345-001-00	WASHER	*	3					
8	6215-345-002-00	WASHER	*	3					
9	6215-345-003-00	WASHER	*	3					
10	6215-345-004-00	WASHER	*	3					
11	6215-345-005-00	WASHER	*	3					
12	6215-345-006-00	WASHER	*	3					
13	6215-345-007-00	WASHER	*	3					
14	6215-345-008-00	WASHER	*	3					
15	6215-345-009-00	WASHER	*	3					
16	6215-345-010-00	WASHER	*	3					
17	6215-345-011-00	WASHER	*	3					
18	6215-345-012-00	WASHER	*	3					
19	6215-345-013-00	WASHER	*	3					
20	6215-345-014-00	WASHER	*	3					
21	6215-345-015-00	WASHER	*	3					
22	6215-345-016-00	WASHER	*	3					
23	6215-345-017-00	WASHER	*	3					
24	6215-345-018-00	WASHER	*	3					
25	6215-345-019-00	WASHER	*	3					
26	6215-345-020-00	WASHER	*	3					
27	6215-345-021-00	WASHER	*	3					
28	6215-345-022-00	WASHER	*	3					
29	6215-345-023-00	WASHER	*	3					
30	6215-345-024-00	WASHER	*	3					



FIG. 26 COMPONENT PARTS FOR 6215 - 600 - 103 - 10 ON Fig.21



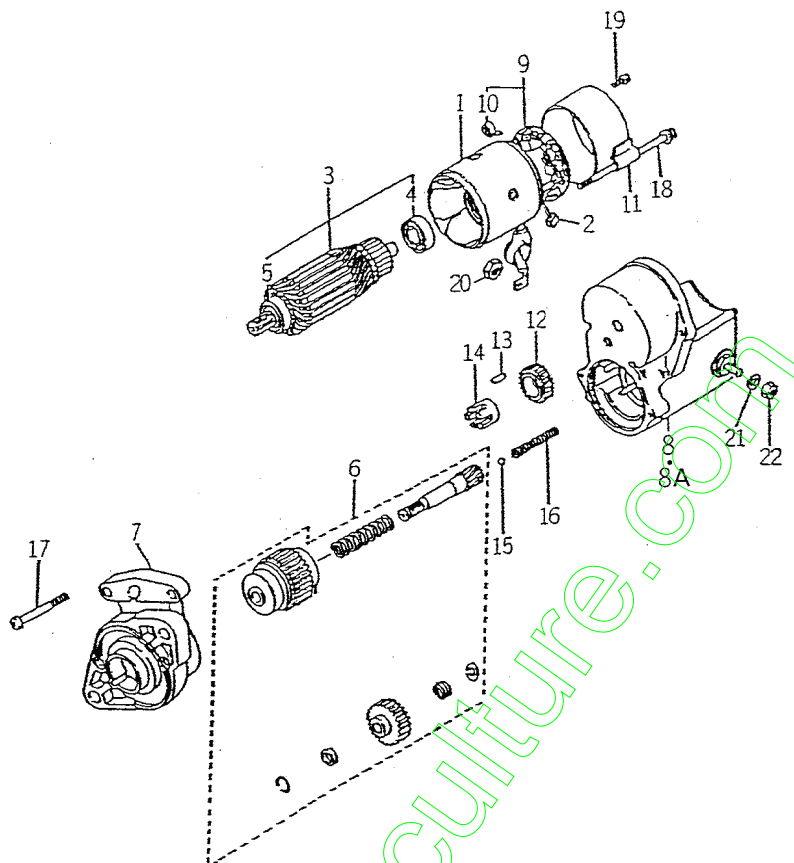
6215-6001

KEY	PART CODE	DESCRIPTION	S P C	TYPE OF MODEL		I T C	C O L	G R P	REMARKS
				E3112B05					
1	6215-619-009-00	SCREW/HOLLOW	*	1					
2	6215-619-010-00	WASHER/AIR BLEEDER	*	2					
3	6215-643-006-00	SPRING/DELIVERYVALVE	*	3					
4	6215-644-007-00	HOLDER/DELIVERYVALVE	*	3					
5	6215-649-001-00	ORING	*	3					
6	6215-649-002-00	GASKET/DELIVERYVALVE	*	3					
7	6215-641-006-00	VALVE ASSY	*	3					
8	6215-611-001-00	HOUSING ASSY	*	1					
9	6215-631-012-00	ELEMENT ASSY	*	3					
10	6215-619-022-00	BOLT/WASHERHEAD	*	2					
11	6215-612-001-00	PLATE/ADJUSTING	*	2					
12	6215-629-001-00	PIN/INJECTIONPUMP	*	3					
13	6215-629-002-00	PLATE	*	1					
14	6215-622-001-00	TAPPET/INJECTIO ASSY	*	3					
15	6215-637-001-00	RACK/CONTROL ASSY	*	1					
16	6215-635-001-00	SLEEVE/PLUNGER	*	3					
17	6215-639-004-00	SEAT/SPRING/UPPER	*	3					
18	6215-634-001-00	SPRING/PUMPPLUNGER	*	3					
19	6215-639-005-00	SEAT/SPRING/LOWER	*	3					
20	6215-629-003-00	PLATE/TAPPET/ADJUST	*	1					
21	6215-629-004-00	PLATE/TAPPET/ADJUST	*	1					
22	6215-629-005-00	PLATE/TAPPET/ADJUST	*	1					
23	6215-629-006-00	PLATE/TAPPET/ADJUST	*	1					
24	6215-629-007-00	PLATE/TAPPET/ADJUST	*	1					
25	6215-629-008-00	PLATE/TAPPET/ADJUST	*	1					
26	6215-629-009-00	PLATE/TAPPET/ADJUST	*	1					
27	6215-629-010-00	PLATE/TAPPET/ADJUST	*	1					
28	6215-629-011-00	PLATE/TAPPET/ADJUST	*	1					
29	6215-629-012-00	PLATE/TAPPET/ADJUST	*	1					
30	6215-629-013-00	PLATE/TAPPET/ADJUST	*	1					





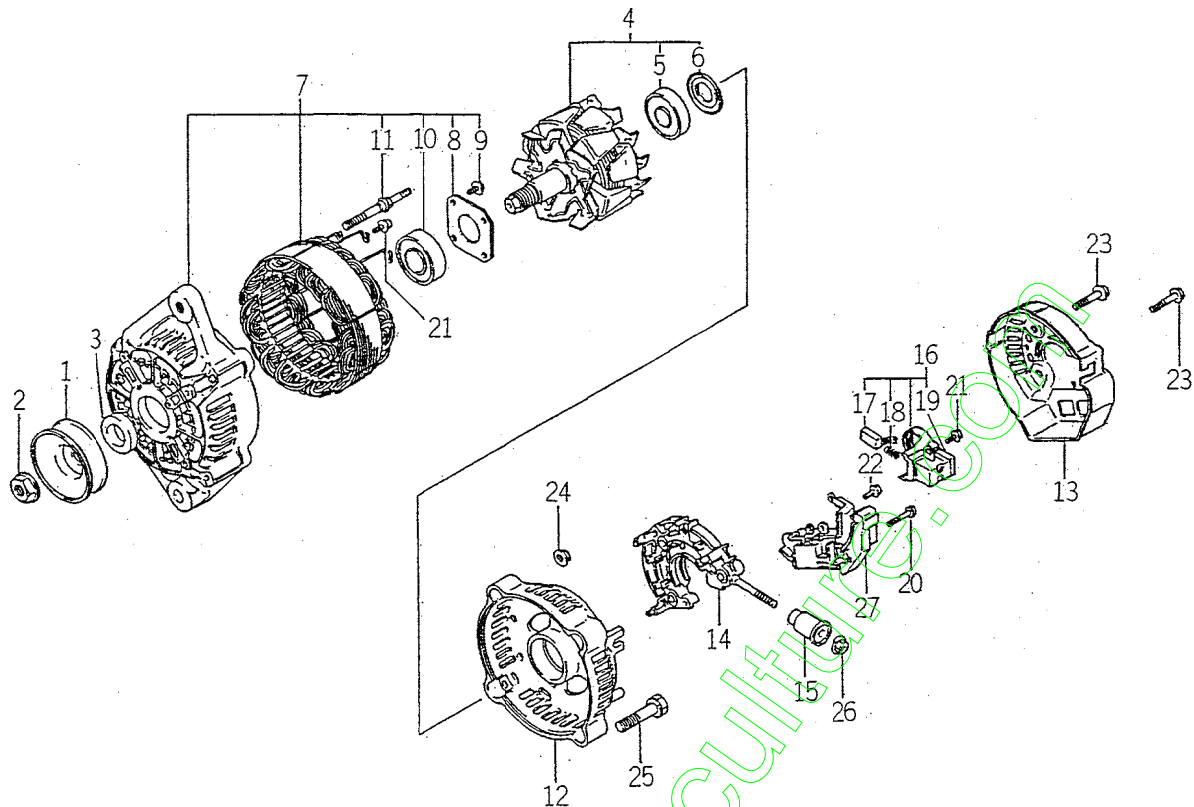
FIG. 27 COMPONENT PARTS FOR 6281 - 100 - 005 - 00 ON Fig.23



6281-1000

KEY	PART CODE	DESCRIPTION	S P C	TYPE OF MODEL		I T C	C O L	G R P	REMARKS
				E3112B05					
1	6281-111-002-00	YOKE/STARTER	*	1					
2	6281-116-002-00	STARTER KIT	*	2					
3	6281-121-003-00	ARMATURE	*	1					
4	6281-129-010-00	BEARING, BALL	*	1					
5	6281-129-011-00	BEARING, BALL	*	1					
6	6281-124-001-00	STARTER KIT	*	1					
7	6281-129-020-00	HOUSING, STARTER ASSY	*	1					
8	6281-151-005-00	SWITCH, STARTER ASSY	*	1	-157915				
8A	6281-151-005-10	SWITCH/STARTER ASSY	*	1	157916-	1			
9	6281-118-002-00	HOLDER BRUSH ASSY	*	1					
10	6581-117-007-00	SPRING, BRUSH	*	4					
11	6281-115-005-00	FRAME, STARTER END	*	1					
12	6581-123-011-00	PINION, STARTER	*	1					
13	6581-129-099-00	RORA	*	5					
14	6581-129-100-00	RETAINER	*	1					
15	6581-129-092-00	BALL	*	1					
16	6581-129-096-00	SPRING	*	1					
17	6281-129-006-00	SCREW	*	2					
18	6281-129-008-00	BOLT/WS	*	2					
19	6281-129-009-00	SCREW/WS	*	2					
20	6909-111-508-00	NUT	*	1					
21	6909-150-508-00	WASHER	*	1					
22	6909-110-408-00	NUT/M8	*	1					

FIG. 28 COMPONENT PARTS FOR 6281 - 200 - 005 - 00 ON Fig.23



6281-2000

KEY	PART CODE	DESCRIPTION	S P C	TYPE OF MODEL		I T C	C O L	G R P	REMARKS
				E3112805					
1	6281-222-004-00	PULLEY	*	1					
2	6281-229-002-00	NUT	*	1					
3	6281-229-003-00	COLLOR	*	1					
4	6281-221-001-00	ROTOR ASSY	*	1					
5	6281-229-005-00	BEARING	*	1					
6	6281-229-004-00	COVER, BEARING	*	1					
7	6281-213-006-00	FRAME ASSY	*	1					
8	6281-229-006-00	PLATE	*	1					
9	6281-229-007-00	BOLT	*	4					
10	6281-229-009-00	BEARING	*	1					
11	6281-229-008-00	BOLT	*	2					
12	6281-214-003-00	FRAME	*	1					
13	6281-214-004-00	COVER	*	1					
14	6281-229-029-00	HOLDER ASSY	*	1					
15	6281-229-011-00	BUSH	*	1					
16	6281-217-001-00	HOLDER, BRUSH ASSY	*	1					
17	6281-215-001-00	BRUSH	*	2					
18	6281-216-001-00	SPRING	*	2					
19	6281-229-019-00	SEAL/RING	*	1					
20	6281-229-012-00	BOLT	*	2					
21	6281-229-013-00	BOLT	*	6					
22	6281-229-014-00	BOLT	*	1					
23	6281-229-015-00	BOLT	*	3					
24	6281-229-016-00	NUT	*	2					
25	6281-229-017-00	BOLT	*	2					
26	6281-229-018-00	NUT	*	1					
27	6281-271-002-00	REGULATOR ASSY	*	1					

**ENGINE**  
**E3112 – B07...TM223**  
**(EXCEPT H TYPE)**

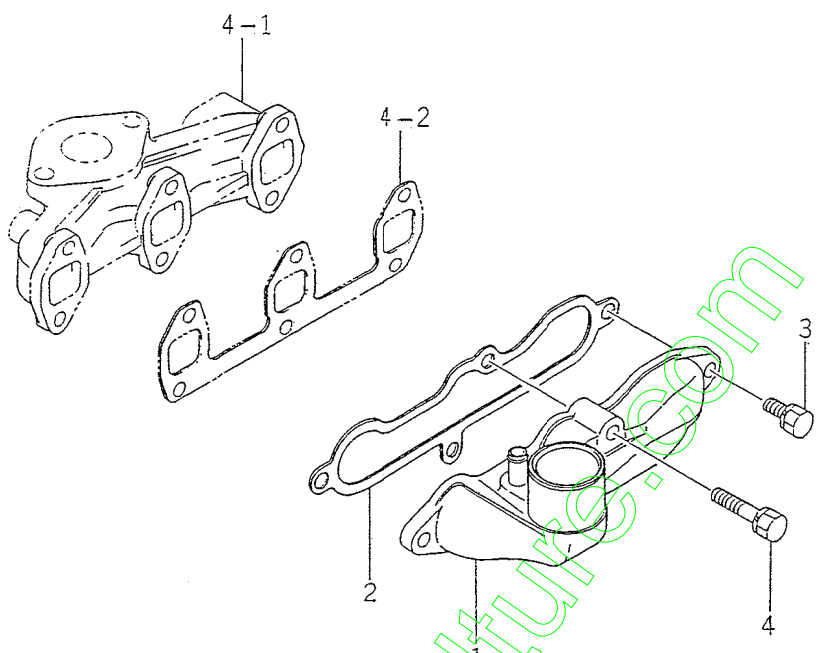
[www.emc-motoculture.com](http://www.emc-motoculture.com)

**ENGINE**





FIG. 3 INLET MANIFOLD

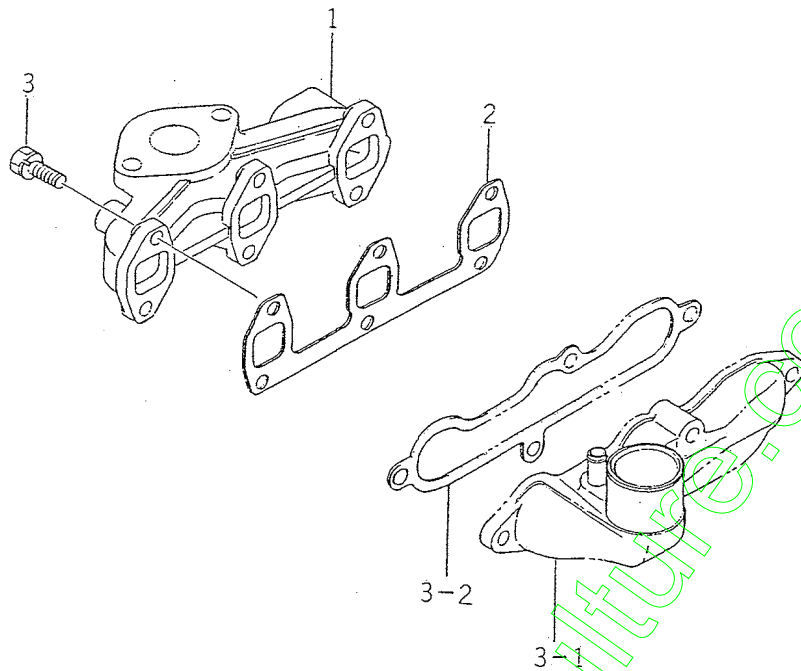


6003-120B

KEY	PART CODE	DESCRIPTION	S P C	TYPE OF MODEL		I T C	C O L	G R P	REMARKS
				E3112B07					
1	6214-111-011-20	MANIFOLD (INLET) ASSY	*	1					
2	6214-115-001-20	GASKET, INLET MANIFOL	*	1					
3	V211-560-802-00	BOLT/M8X20	*	3					
4	6901-910-840-00	BOLT	*	1					

www.encyclo-culture.com

FIG. 4 EXHAUST MANIFOLD

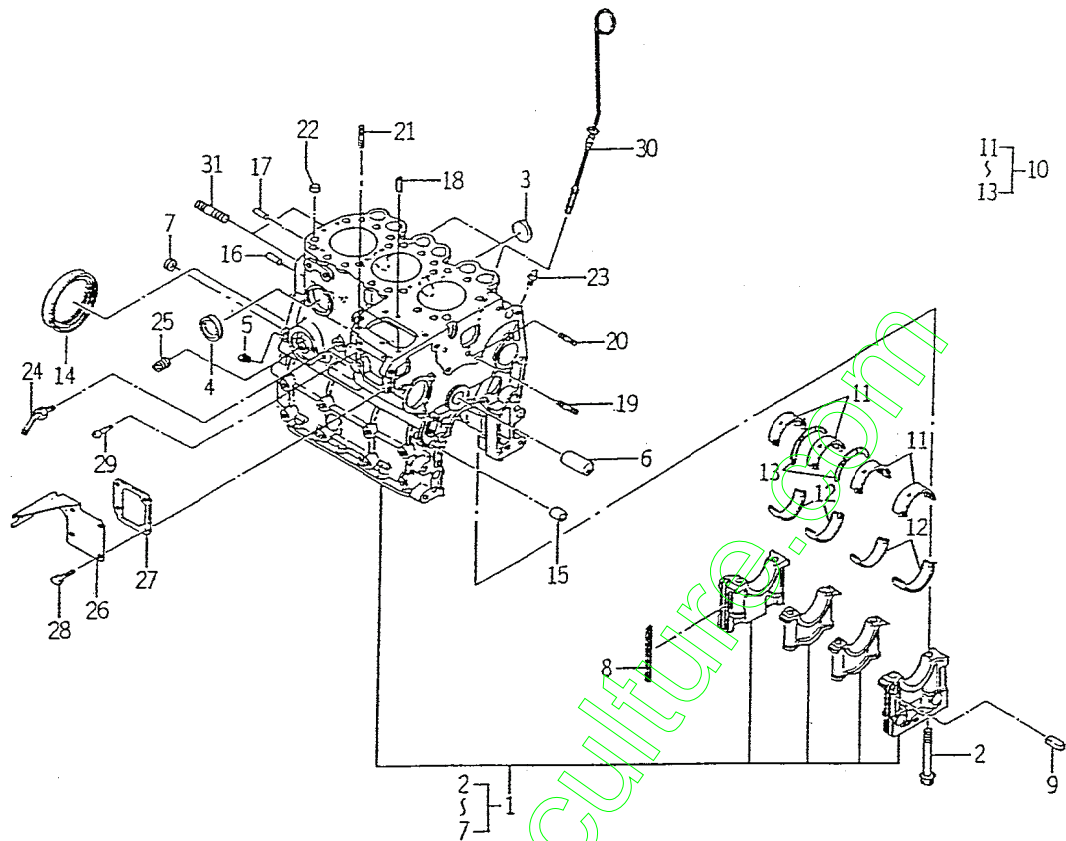


6004-140

KEY	PART CODE	DESCRIPTION	S P C	TYPE OF MODEL		I T C	C O L	G R P	REMARKS
					E3112B07				
1	6214-141-010-10	MANIFOLD, EXH	*	1					
2	6214-145-001-30	GASKET, EXH. MANIFOLD	*	1					
3	V211-560-802-50	BOLT, SEMS/M8X25 7F	*	6					

www.emc-motoculture.com

FIG. 5 CYLINDER BLOCK



6004-201T

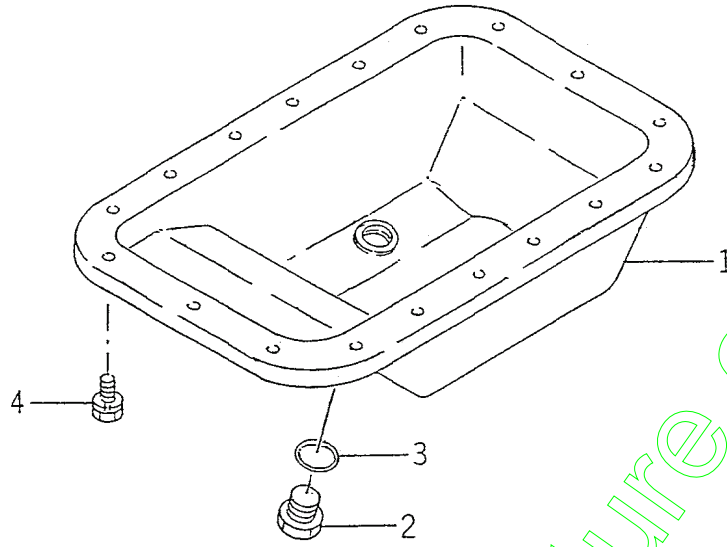
KEY	PART CODE	DESCRIPTION	S P C	TYPE OF MODEL		I T C	C O L	G R P	REMARKS
				E3112B07					
1	6211-210-037-20	CYLINDERBLOCK ASSY	*	1					
2	6209-000-004-10	BOLT	*	8					
3	6209-610-001-00	CAP, SEALING	*	2					
4	6911-219-195-00	CAP, SEALING	*	4					
5	6509-605-019-10	PLUG	*	3					
6	6212-531-005-10	PIN/IDLEGEAR	*	1					
7	6911-129-083-00	CAP, SEALING	*	2					
8	6211-258-001-00	SEAL, BEARING CAP	*	4					
9	6211-258-002-00	SEAL, BEARING CAP/7	*	2					
10	6211-510-001-00	METAL, CRANK SET	*	1					
11	6211-511-003-00	BEARING/CRANK/UPPER	*	4					
12	6211-511-004-00	BEARING/CRANK/LOWER	*	4					
13	6211-599-001-10	BEARING, THRUST CRANK	*	2					
14	6209-625-001-00	SEAL, OIL	*	1					
15	6209-749-001-20	PIN/TUBE	*	2					
16	6908-160-816-00	PIN	*	1					
17	V523-100-802-40	PIN	*	1					
18	6209-740-005-00	PIN	*	2					
19	6904-110-840-00	STUD/M8X40	*	1					
20	6904-110-818-00	STUD	*	1					
21	6904-110-822-00	STUD	*	2					
22	6294-453-002-00	DOWEL	*	2					
23	6909-902-299-00	NIPPLE	*	1					
24	6213-721-007-00	PIPE/WATERDRAIN	*	1					
25	6213-319-001-00	CONNECTOR, OIL FILTER	*	1					
26	6211-291-016-00	COVER/INJECTIONPUMP	*	1					
27	6211-292-001-20	GASKET/COVER	*	1					
28	6901-910-614-00	BOLT	*	4					
29	6215-549-013-00	PIN	*	1					
30	6211-760-012-20	LEVELGAGE	*	1					







FIG. 7 OIL PAN



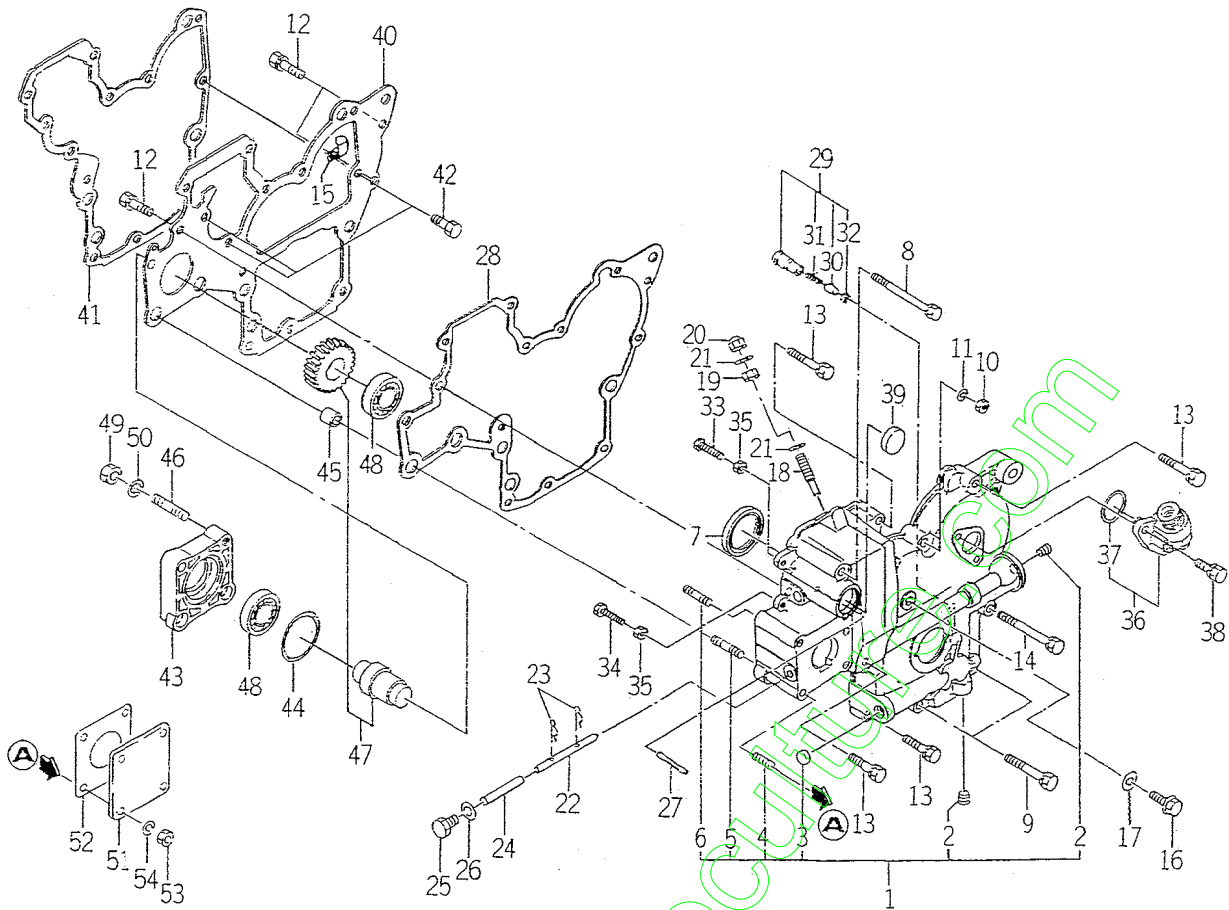
6004-210

KEY	PART CODE	DESCRIPTION	S P C	TYPE OF MODEL	I T C	C O L	G R P	REMARKS
				E3112807				
1	6211-361-010-10	PAN, OIL COMP	*	1				
2	3625-301-002-00	PLUG (M14X15)	*	1				
3	V720-102-401-80	O-RING/P18	*	1				
4	6901-910-612-00	BOLT, SEMS/M6X12	*	18				

www.emc-motoculture.com



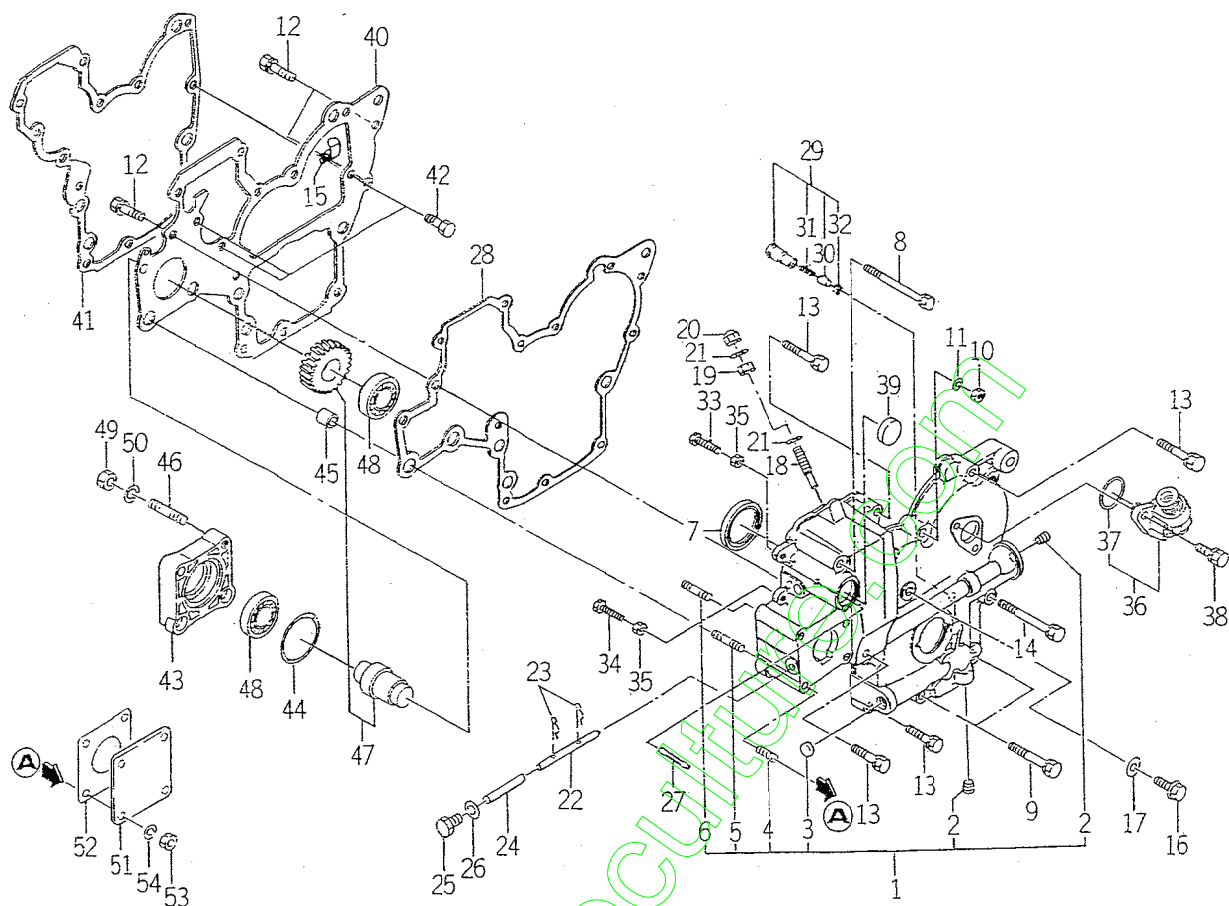
FIG. 9 TIMING GEAR CASE



6004-240D

KEY	PART CODE	DESCRIPTION	S P C	TYPE OF MODEL		I T C	C O L	G R P	REMARKS
				E3112B07					
1	6211-310-012-20	GEARCASE ASSY	*	1					
2	6509-605-019-10	PLUG	*	2					
3	6209-610-002-10	CUP/SEALING/16	*	1					
4	6904-110-822-00	STUD	*	4					
5	6904-110-855-00	STUD	*	2					
6	6904-110-850-00	STUD	*	1					
7	6209-625-002-00	SEAL, OIL	*	1					
8	6209-030-005-00	BOLT/M8X85	*	1					
9	6509-000-084-00	BOLT/L=55	*	2					
10	6909-110-508-00	NUT/M8	*	1					
11	6909-150-508-00	WASHER	*	1					
12	V211-560-802-00	BOLT/M8X20	*	3					
13	6901-910-845-00	BOLT, SEMS/M8X45	*	5					
14	6209-030-006-00	BOLT/M8X75	*	1					
15	1425-621-004-00	CLAMP, HARNESS	*	2					
16	6209-046-001-00	BOLT/M8X30	*	1					
17	6209-500-003-00	WASHER/08X14X01	*	1					
18	6215-546-003-00	STOPPER/FULLLOAD	*	1					
19	6209-409-001-00	NUT/M8	*	1					
20	V341-120-008-00	NUT, CAP/M 8	*	1					
21	6209-920-002-00	PACKING	*	2					
22	6215-542-004-20	PIN/ARM	*	1					
23	P117-303-003-00	PIN/SNAP	*	2					
24	6215-542-005-00	PIN	*	1					
25	6909-202-308-00	PLUG	*	1					
26	6209-500-003-00	WASHER/08X14X01	*	1					
27	6209-740-001-00	PIN, GROOVE	*	1					
28	6211-312-003-20	GASKET/GEARCASE	*	1					
29	6213-160-002-10	VALVE/RELIEF ASSY	*	1					
30	6213-161-001-10	PISTON/VALVE/RELIEF	*	1					

FIG. 9 TIMING GEAR CASE

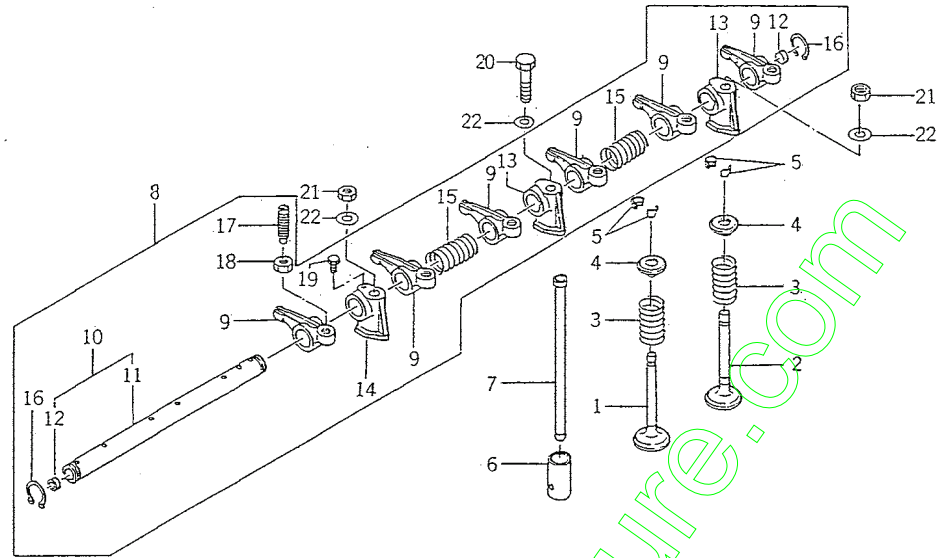


6004-240D

KEY	PART CODE	DESCRIPTION	S P C	TYPE OF MODEL		I T C	C O L	G R P	REMARKS
				E3112B07					
31	6213-164-001-00	SPRING/RELIEF VALVE	*	1					
32	V705-140-012-00	RING, SNAP/12 C	*	1					
33	6209-050-001-00	BOLT/M6	*	1					
34	6209-050-002-00	BOLT/M6	*	1					
35	6909-110-406-00	NUT	*	2					
36	6219-310-003-20	DRIVE/TACHOMETE ASSY	*	1					
37	V723-102-002-40	RING/O	*	1					
38	6901-910-616-00	BOLT, SEMS/M6X16	*	2					
39	3625-540-004-00	CAP, BLANK/30	*	1					
40	6211-311-007-20	PLATE, FRONT	*	1					
41	6211-312-004-20	GASKET/PLATE	*	1					
42	6902-050-816-00	BOLT	*	3					
43	6211-319-003-00	SPACER	*	1					
44	V723-102-005-00	O-RING 1A S50	*	1					
45	6209-749-001-20	PIN/TUBE	*	2					
46	6904-110-822-00	STUD	*	1					
47	6212-530-005-10	SHAFT/HYDRAULIC ASSY	*	1					
48	V600-110-600-50	BEARING, RB/6005	*	2					
49	6909-110-408-00	NUT/M8	*	4					
50	6909-150-508-00	WASHER	*	4					
51	6511-321-083-00	COVER	*	1					
52	6211-322-002-00	GASKET/COVER	*	1					
53	6909-110-408-00	NUT/M8	*	4					
54	6909-150-508-00	WASHER	*	4					



FIG. 11 VALVE



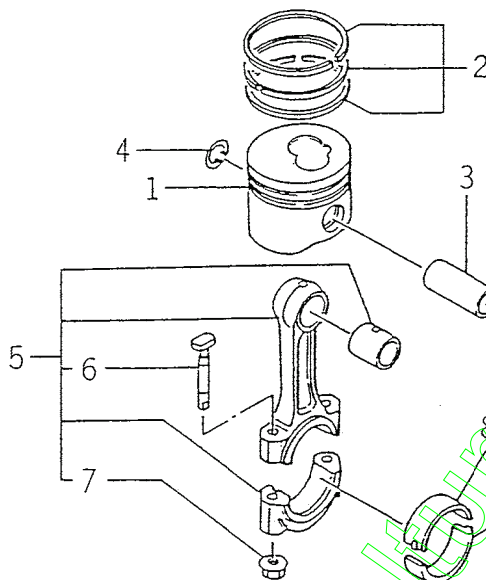
6004-301

KEY	PART CODE	DESCRIPTION	S P C	TYPE OF MODEL		I T C	C O L	G R P	REMARKS
				E3112B07					
1	6212-551-001-00	VALVE, INTAKE	*	3					
2	6212-552-001-00	VALVE, EXHAUST	*	3					
3	6212-561-001-00	SPRING, VALVE	*	6					
4	6212-563-001-00	SEAT, VALVE SPRING	*	6					
5	6212-565-001-00	CUTTER, VALVE	*	12					
6	6212-571-003-00	TAPPET	*	6					
7	6212-575-002-00	ROD, PUSH	*	6					
8	6212-600-002-00	SHAFT, ROCKER ASSY	*	1					
9	6212-611-004-10	ROCKERARM	*	6					
10	6212-620-001-10	SHAFT, ROCKER ARM ASSY	*	1					
11	6212-621-002-10	SHAFT/ROCKERARM	*	1					
12	6212-626-002-10	PLUG	*	2					
13	6212-628-004-00	BRACKET ROCKER SHAFT	*	2					
14	6212-628-005-00	BRACKET, ROCKER SHAFT	*	1					
15	6209-940-004-00	SPRING	*	2					
16	V704-140-016-00	RING, SNAP/16 C	*	2					
17	6212-616-002-00	SCREW ADJUST	*	6					
18	6209-409-003-00	NUT	*	6					
19	6209-000-002-00	BOLT	*	1					
20	6901-050-850-00	BOLT/M8X45	*	1					
21	6909-110-508-00	NUT/M8	*	2					
22	6209-500-005-00	WASHER/08X15.5X1.6	*	3					





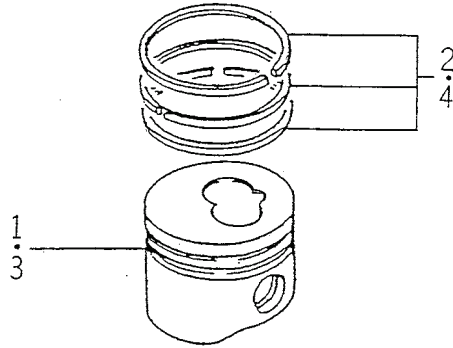
## FIG. 13 PISTON



8004-3401

KEY	PART CODE	DESCRIPTION	S P C	TYPE OF MODEL		I T C	C O L	G R P	REMARKS
				E3112807					
1	6 2 1 2 - 1 1 1 - 0 5 5 - 1 0	PISTON	*	3					
2	6 2 1 2 - 1 2 1 - 0 1 4 - 0 0	RING/PISTON SET	*	3					
3	6 2 1 2 - 2 1 1 - 0 0 1 - 1 0	PIN, PISTON	*	3					
4	6 2 0 9 - 5 8 7 - 0 0 1 - 0 0	RING, SNAP	*	6					
5	6 2 1 2 - 2 3 0 - 0 0 4 - 0 0	ROD, CONN	*	3					
6	6 2 1 2 - 2 3 5 - 0 0 1 - 1 0	BOLT/CONNECTINGROD	*	6					
7	6 2 0 9 - 4 4 0 - 0 0 3 - 0 0	NUT/FLANGE	*	6					
8	6 2 1 2 - 2 6 1 - 0 0 6 - 0 0	BEARING/CONN ROD	*	6					

FIG. 14 PISTON/OVER SIZE (OPTION)

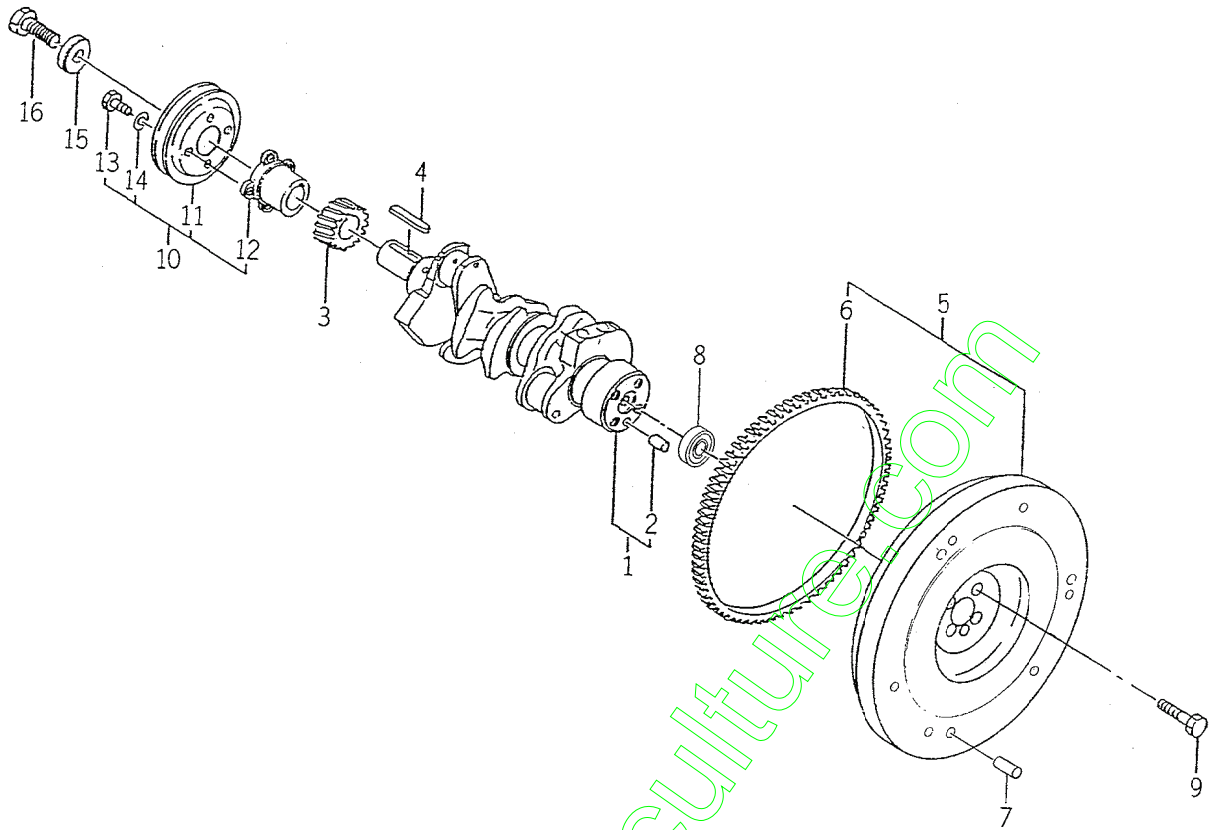


6064-3491

KEY	PART CODE	DESCRIPTION	S P C	TYPE OF MODEL		I T C	C O L	G R P	REMARKS
				E3112807					
1	6 2 1 2 - 1 1 4 - 0 5 5 - 1 0	PISTON/OV	T	3					050
2	6 2 1 2 - 1 2 4 - 0 1 4 - 0 0	RING/PISTON/OV SET	T	3					050
3	6 2 1 2 - 1 1 6 - 0 5 5 - 1 0	PISTON/OV	T	3					100
4	6 2 1 2 - 1 2 6 - 0 1 4 - 0 0	RING/PISTON/OV SET	T	3					100

www.emc-motoculture.com

FIG. 15 CRANK SHAFT

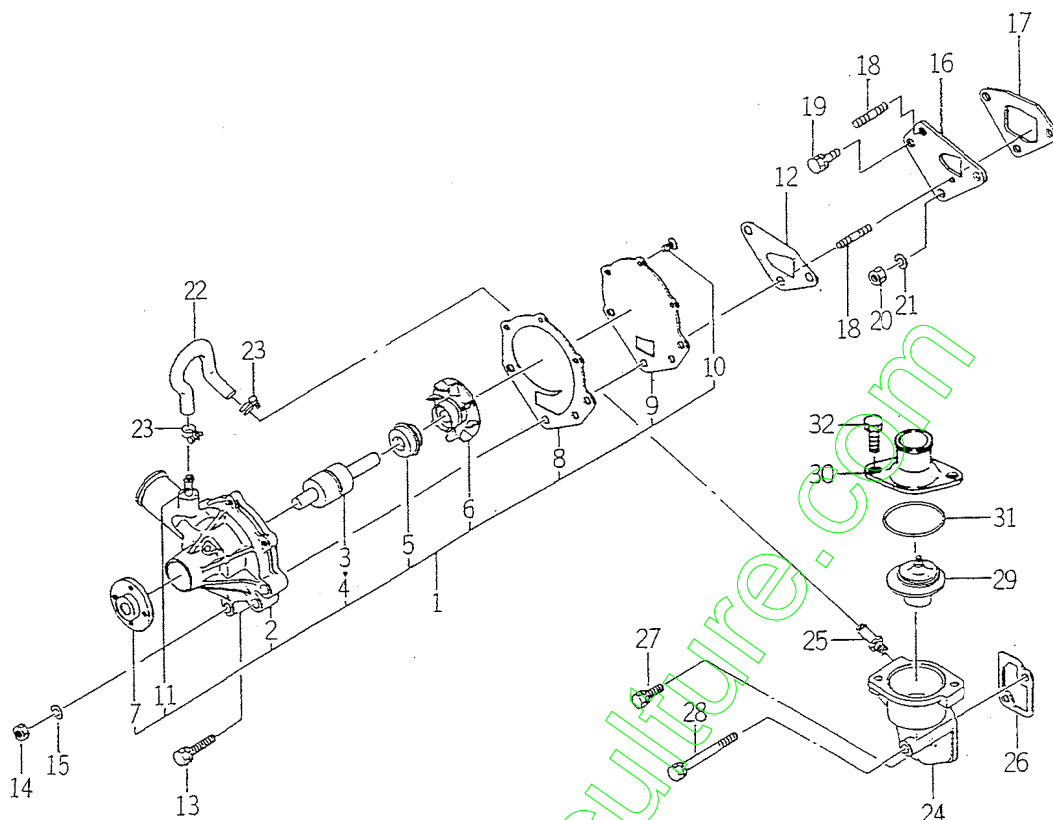


6004-3500

KEY	PART CODE	DESCRIPTION	S P C	TYPE OF MODEL		I T C	C O L	G R P	REMARKS
				E3112B07					
1	6212-310-009-00	SHAFT, CRANK ASSY	*	1					
2	V523-101-001-80	PIN	*	1					
3	6212-521-002-00	GEAR, CRANK SHAFT	*	1					
4	6908-000-750-00	KEY	*	1					
5	6212-330-049-10	FLYWHEEL ASSY	*	1					
6	6212-333-003-00	RINGGEAR	*	1					
7	6908-160-816-00	PIN	*	3					
8	V600-150-600-20	BEARING, RB/6002SS	*	1					
9	6209-000-013-00	BOLT	*	4					
10	6212-370-011-00	PULLEY ASSY	*	1					
11	6212-371-009-00	PULLEY	*	1					
12	6212-372-002-10	CENTER CRANK PULLEY	*	1					
13	6902-050-610-00	BOLT	*	4					
14	6909-150-506-00	WASHER, SP/M6	*	4					
15	6212-379-001-00	WASHER	*	1					
16	6901-066-645-00	BOLT	*	1					



FIG. 17 WATER PUMP



8004-420

KEY	PART CODE	DESCRIPTION	S P C	TYPE OF MODEL		I T C	C O L	G R P	REMARKS
				E3112B07					
1	6213-610-005-40	WATERPUMP ASSY	*	1					
2	6213-611-003-20	BODY/WATERPUMP	*	1					
3	6213-631-002-00	BEARING/WATER PUMP	*	1					
4	6213-631-005-00	BEARING/WATERPUMP	*	1					
5	6213-622-002-10	SEAL SET/WATER PUMP	*	1					
6	6213-621-003-00	ROTOR/WATERPUMP	*	1					
7	6213-642-002-00	SEAL/WATER PUMPPULLE	*	1					
8	6213-613-002-10	GASKET	*	1					
9	6213-612-004-00	PLATE/WATER PUMP	*	1					
10	6213-619-003-00	SCREW/WATER PUMP	*	3					
11	6213-619-002-00	PIPE/WATER PUMP	*	2					
12	6213-614-003-10	GASKET/WATER PUMP	*	1					
13	6901-910-845-00	BOLT, SEMS/M8X45	*	1					
14	6909-110-508-00	NUT/M8	*	2					
15	6909-150-508-00	WASHER	*	2					
16	6213-619-001-00	SPACER, PUMP. WATER	*	1					
17	6213-614-004-10	GASKET, SPACER	*	1					
18	6904-110-840-00	STUD/M8X40	*	2					
19	V211-560-802-00	BOLT/M8X20	*	1					
20	6909-110-508-00	NUT/M8	*	1					
21	6909-150-508-00	WASHER	*	1					
22	6213-729-013-10	HOSE/RUBBER	*	1					
23	J061-210-015-00	CLAMP/WIRE/10-15	*	2					
24	6213-716-001-40	HOUSING/THERMOSTAT	*	1					
25	6213-721-003-00	PIPE, PUMP HOUSING	*	1					
26	6213-743-002-10	GASKET/HOUSING	*	1					
27	V211-560-802-00	BOLT/M8X20	*	1					
28	6209-030-006-00	BOLT/M8X75	*	1					
29	6513-770-022-10	THERMOSTAT	*	1					
30	6213-711-003-20	PIPE, WATER OUTLET	*	1					

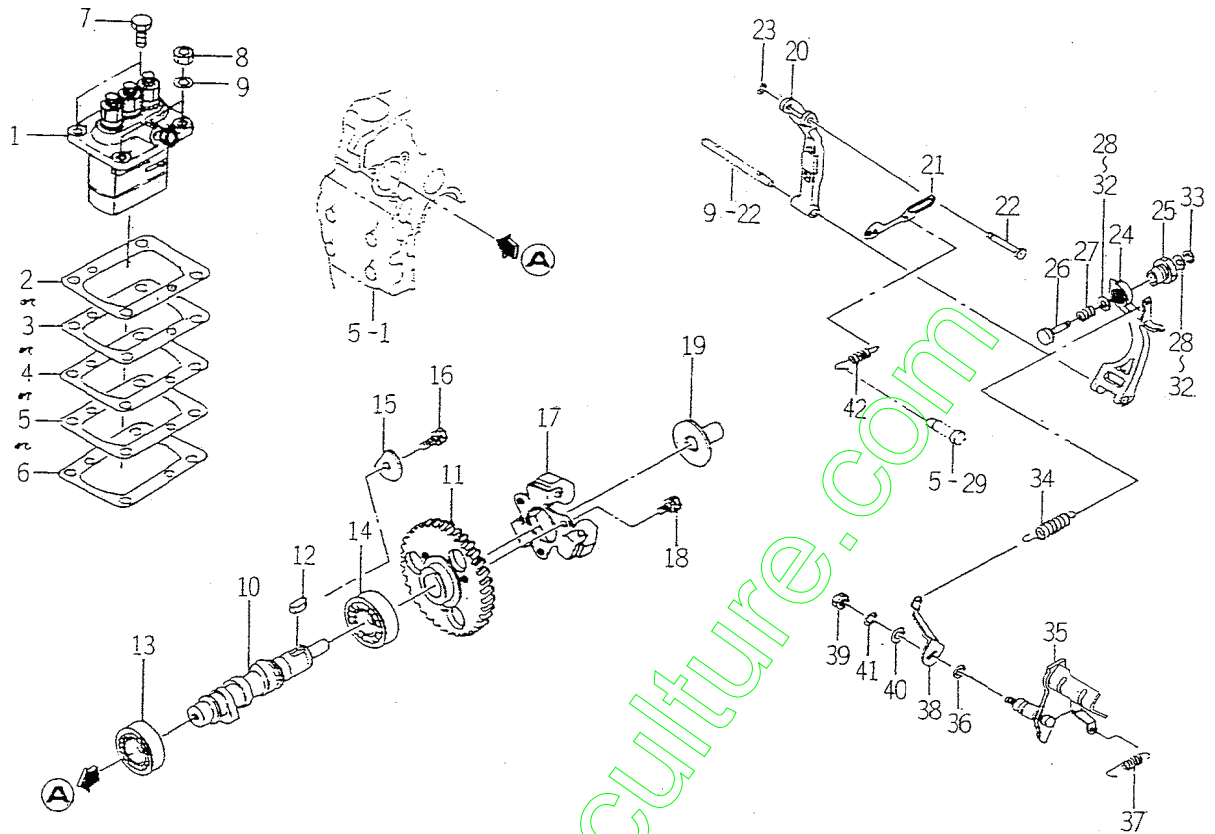








FIG. 20 INJECTION PUMP



6064-5105

KEY	PART CODE	DESCRIPTION	S P C	TYPE OF MODEL		I T C	C O L	G R P	REMARKS
				E3112B07					
1	6215-600-103-10	INJECTIONPUMP ASSY	*	1					FIG 025
2	6219-752-006-00	SHIM/PUMP, INJ	*	1					
3	6219-752-007-00	SHIM/PUMP, INJ	*	1					
4	6219-752-008-00	SHIM/PUMP, INJ	*	1					
5	6219-752-009-00	SHIM/PUMP, INJ	*	1					
6	6219-752-010-00	SHIM/PUMP, INJ	*	1					
7	V201-360-802-00	BOLT/M8X20	*	2					
8	6909-110-508-00	NUT/M8	*	2					
9	6909-150-508-00	WASHER	*	2					
10	6215-621-016-10	CAMSHAFT/INJ PUMP	*	1					
11	6212-524-002-00	GEAR, INJ PUMP	*	1					
12	6908-000-716-00	KEY	*	1					
13	V600-110-620-30	BEARING, RB/6203	*	1					
14	V600-110-600-40	BEARING, RB/6004	*	1					
15	6212-535-002-00	PLATE, THRUST INJPUMP	*	1					
16	6901-910-612-00	BOLT, SEMS/M6X12	*	1					
17	6215-520-001-00	FLYWEIGHT	*	1					
18	6209-030-043-00	BOLT/M6X10	*	3					
19	6215-526-001-10	PIECE, THRUST	*	1					
20	6215-541-001-10	ARM/FLOATING COMP	*	1					
21	6215-543-002-10	RINK/CONTROL	*	1					
22	6215-542-006-00	PIN, CONTROL	*	1					
23	V710-140-004-00	RING, SNAP/ 4 E	*	1					
24	6215-541-016-30	ARM/TENSION	*	1					
25	6215-549-028-10	CASE/ADAPTER	*	1					
26	6215-549-027-10	PIN/ADAPTER	*	1					
27	6215-549-034-00	SPRING/ADAPTER	*	1					
28	6215-549-006-00	SHIM, ADAPTER	*	2					
29	6215-549-009-00	SHIM, ADAPTER	*	2					
30	6215-549-010-00	SHIM, ADAPTER	*	2					

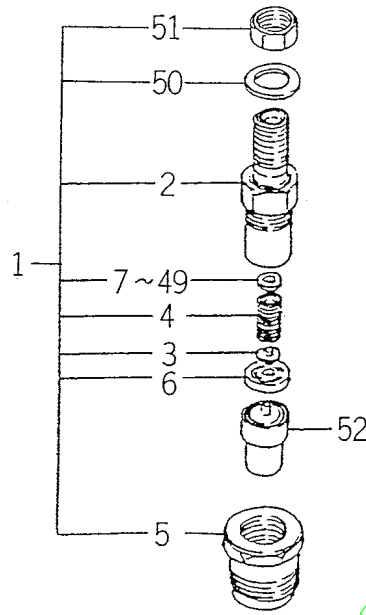








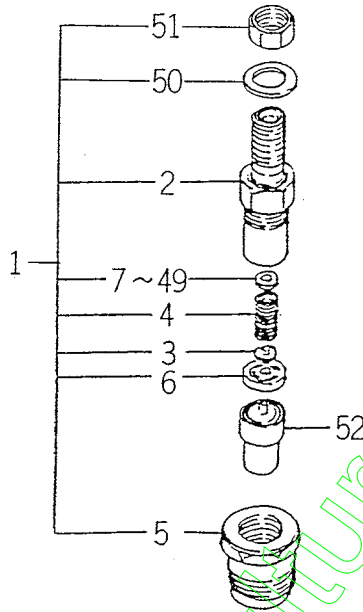
FIG. 24 COMPONENT PARTS FOR 6215 - 300 - 036 - 00 ON Fig.19



6215-3000

KEY	PART CODE	DESCRIPTION	S P C	TYPE OF MODEL		I T C	C O L	G R P	REMARKS
				E3112B07					
1	6215-330-024-00	HOLDER/NOZZLE ASSY	*	3					
2	6215-331-008-00	BODY/NOZZLE HOLDER	*	3					
3	6215-342-001-00	PIN, NOZZLE HOLDER	*	3					
4	6215-343-001-00	WASHER	*	3					
5	6215-332-013-00	NUT/NOZZLERETAINING	*	3					
6	6215-339-001-00	PIECE, DISTANCE	*	3					
7	6215-345-001-00	WASHER	*	3					
8	6215-345-002-00	WASHER	*	3					
9	6215-345-003-00	WASHER	*	3					
10	6215-345-004-00	WASHER	*	3					
11	6215-345-005-00	WASHER	*	3					
12	6215-345-006-00	WASHER	*	3					
13	6215-345-007-00	WASHER	*	3					
14	6215-345-008-00	WASHER	*	3					
15	6215-345-009-00	WASHER	*	3					
16	6215-345-010-00	WASHER	*	3					
17	6215-345-011-00	WASHER	*	3					
18	6215-345-012-00	WASHER	*	3					
19	6215-345-013-00	WASHER	*	3					
20	6215-345-014-00	WASHER	*	3					
21	6215-345-015-00	WASHER	*	3					
22	6215-345-016-00	WASHER	*	3					
23	6215-345-017-00	WASHER	*	3					
24	6215-345-018-00	WASHER	*	3					
25	6215-345-019-00	WASHER	*	3					
26	6215-345-020-00	WASHER	*	3					
27	6215-345-021-00	WASHER	*	3					
28	6215-345-022-00	WASHER	*	3					
29	6215-345-023-00	WASHER	*	3					
30	6215-345-024-00	WASHER	*	3					

FIG. 24 COMPONENT PARTS FOR 6215 - 300 - 036 - 00 ON Fig.19

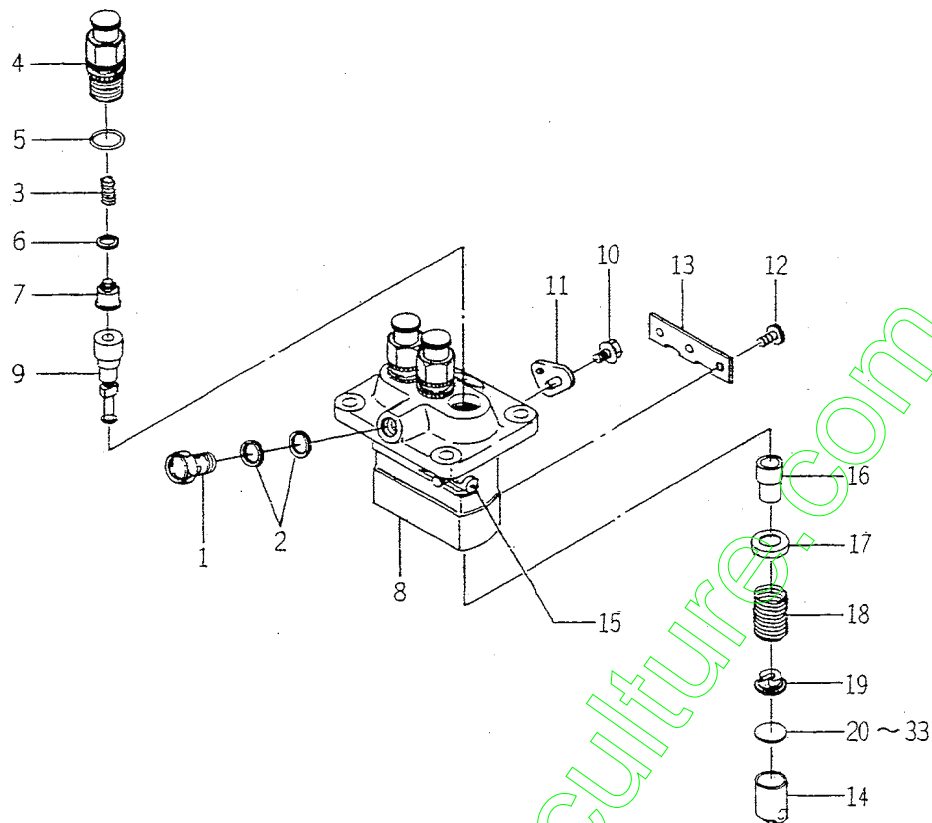


6215-3000

KEY	PART CODE	DESCRIPTION	S P C	TYPE OF MODEL		I T C	C O L	G R P	REMARKS
				E3112B07					
31	6215-345-025-00	WASHER	*		3				
32	6215-345-026-00	WASHER	*		3				
33	6215-345-027-00	WASHER	*		3				
34	6215-345-028-00	WASHER	*		3				
35	6215-345-029-00	WASHER	*		3				
36	6215-345-030-00	WASHER	*		3				
37	6215-345-031-00	WASHER	*		3				
38	6215-345-032-00	WASHER	*		3				
39	6215-345-033-00	WASHER	*		3				
40	6215-345-034-00	WASHER	*		3				
41	6215-345-035-00	WASHER	*		3				
42	6215-345-036-00	WASHER	*		3				
43	6215-345-037-00	WASHER	*		3				
44	6215-345-038-00	WASHER	*		3				
45	6215-345-039-00	WASHER	*		3				
46	6215-345-040-00	WASHER	*		3				
47	6215-345-041-00	WASHER	*		3				
48	6215-345-042-00	WASHER	*		3				
49	6215-345-043-00	WASHER	*		3				
50	6215-359-001-00	WASHER	*		3				
51	6215-359-002-00	NUT	*		3				
52	6215-311-027-00	NOZZLE ASSY	*		3				



FIG. 25 COMPONENT PARTS FOR 6215 - 600 - 103 - 10 ON Fig.20

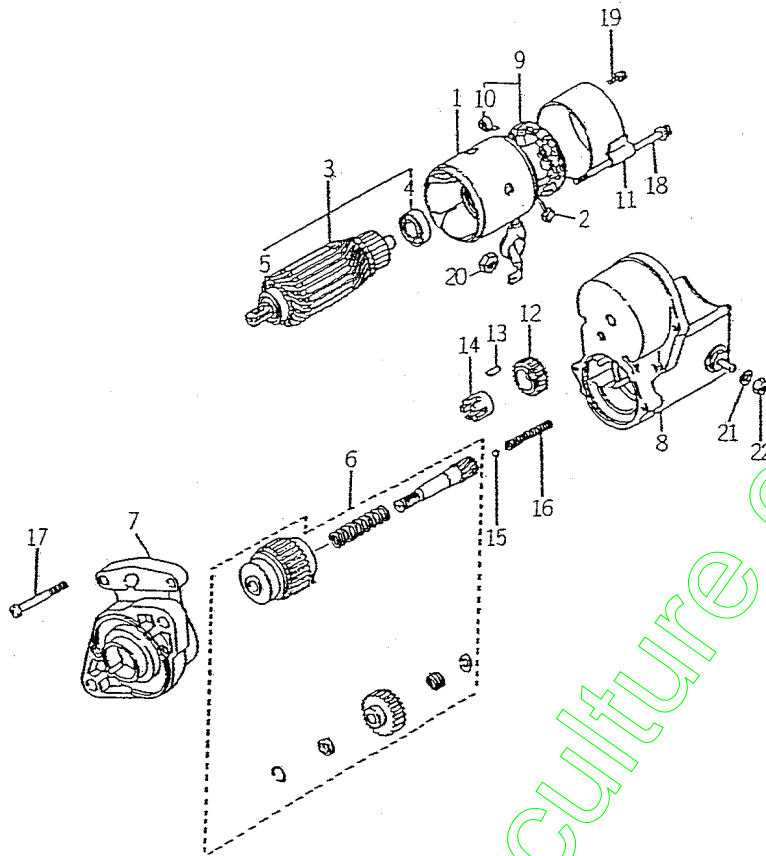


6215-6001

KEY	PART CODE	DESCRIPTION	S P C	TYPE OF MODEL		I T C	C O L	G R P	REMARKS
				E3112807					
1	6215-619-009-00	SCREW/HOLLOW	*	1					
2	6215-619-010-00	WASHER/AIR BLEEDER	*	2					
3	6215-643-006-00	SPRING/DELIVERYVALVE	*	3					
4	6215-644-007-00	HOLDER/DELIVERYVALVE	*	3					
5	6215-649-001-00	ORING	*	3					
6	6215-649-002-00	GASKET/DELIVERYVALVE	*	3					
7	6215-641-006-00	VALVE ASSY	*	3					
8	6215-611-001-00	HOUSING ASSY	*	1					
9	6215-631-012-00	ELEMENT ASSY	*	3					
10	6215-619-022-00	BOLT/WASHERHEAD	*	2					
11	6215-612-001-00	PLATE/ADJUSTING	*	2					
12	6215-629-001-00	RIN/INJECTIONPUMP	*	3					
13	6215-629-002-00	PLATE	*	1					
14	6215-622-001-00	TAPPET/INJECTIO ASSY	*	3					
15	6215-637-001-00	RACK/CONTROL ASSY	*	1					
16	6215-635-001-00	SLEEVE/PLUNGER	*	3					
17	6215-639-004-00	SEAT/SPRING/UPPER	*	3					
18	6215-634-001-00	SPRING/PUMPPLUNGER	*	3					
19	6215-639-005-00	SEAT/SPRING/LOWER	*	3					
20	6215-629-003-00	PLATE/TAPPET/ADJUST	*	1					
21	6215-629-004-00	PLATE/TAPPET/ADJUST	*	1					
22	6215-629-005-00	PLATE/TAPPET/ADJUST	*	1					
23	6215-629-006-00	PLATE/TAPPET/ADJUST	*	1					
24	6215-629-007-00	PLATE/TAPPET/ADJUST	*	1					
25	6215-629-008-00	PLATE/TAPPET/ADJUST	*	1					
26	6215-629-009-00	PLATE/TAPPET/ADJUST	*	1					
27	6215-629-010-00	PLATE/TAPPET/ADJUST	*	1					
28	6215-629-011-00	PLATE/TAPPET/ADJUST	*	1					
29	6215-629-012-00	PLATE/TAPPET/ADJUST	*	1					
30	6215-629-013-00	PLATE/TAPPET/ADJUST	*	1					



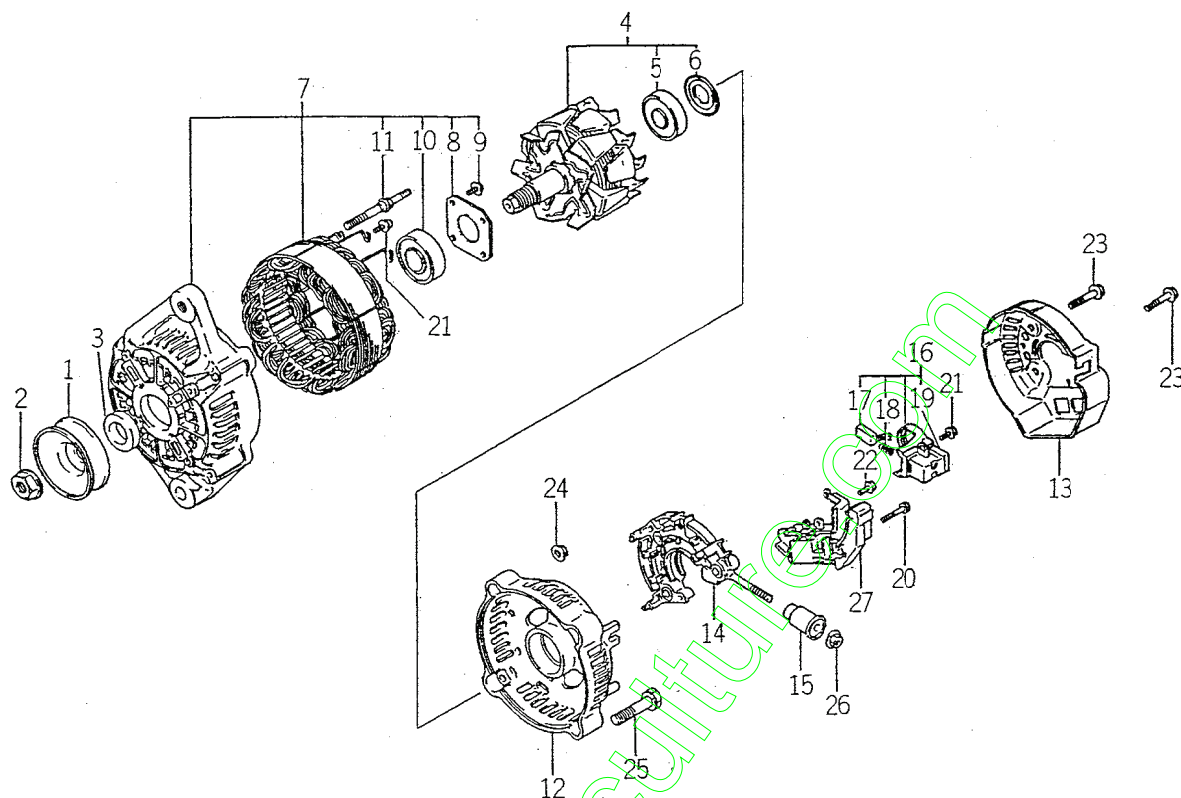
FIG. 26 COMPONENT PARTS FOR 6281 - 100 - 005 - 10 ON Fig.22



6281-1000

KEY	PART CODE	DESCRIPTION	S P C	TYPE OF MODEL		I T C	C O L	G R P	REMARKS
				E3112807					
1	6281-111-002-00	YOKE/STARTER	*	1					
2	6281-116-002-00	STARTER KIT	*	2					
3	6281-121-003-00	ARMATURE	*	1					
4	6281-129-010-00	BEARING, BALL	*	1					
5	6281-129-011-00	BEARING, BALL	*	1					
6	6281-124-001-00	STARTER KIT	*	1					
7	6281-129-020-00	HOUSING, STARTER ASSY	*	1					
8	6281-151-005-10	SWITCH/STARTER ASSY	*	1					
9	6281-118-002-00	HOLDER BRUSH ASSY	*	1					
10	6581-117-007-00	SPRING, BRUSH	*	4					
11	6281-115-005-00	FRAME, STARTER END	*	1					
12	6581-123-011-00	PINION, STARTER	*	1					
13	6581-129-099-00	ROTOR	*	5					
14	6581-129-100-00	RETAINER	*	1					
15	6581-129-092-00	BALL	*	1					
16	6581-129-096-00	SPRING	*	1					
17	6281-129-006-00	SCREW	*	2					
18	6281-129-008-00	BOLT/WS	*	2					
19	6281-129-009-00	SCREW/WS	*	2					
20	6909-111-508-00	NUT	*	1					
21	6909-150-508-00	WASHER	*	1					
22	6909-110-408-00	NUT/M8	*	1					

FIG. 27 COMPONENT PARTS FOR 6281 - 200 - 005 - 00 ON Fig.22



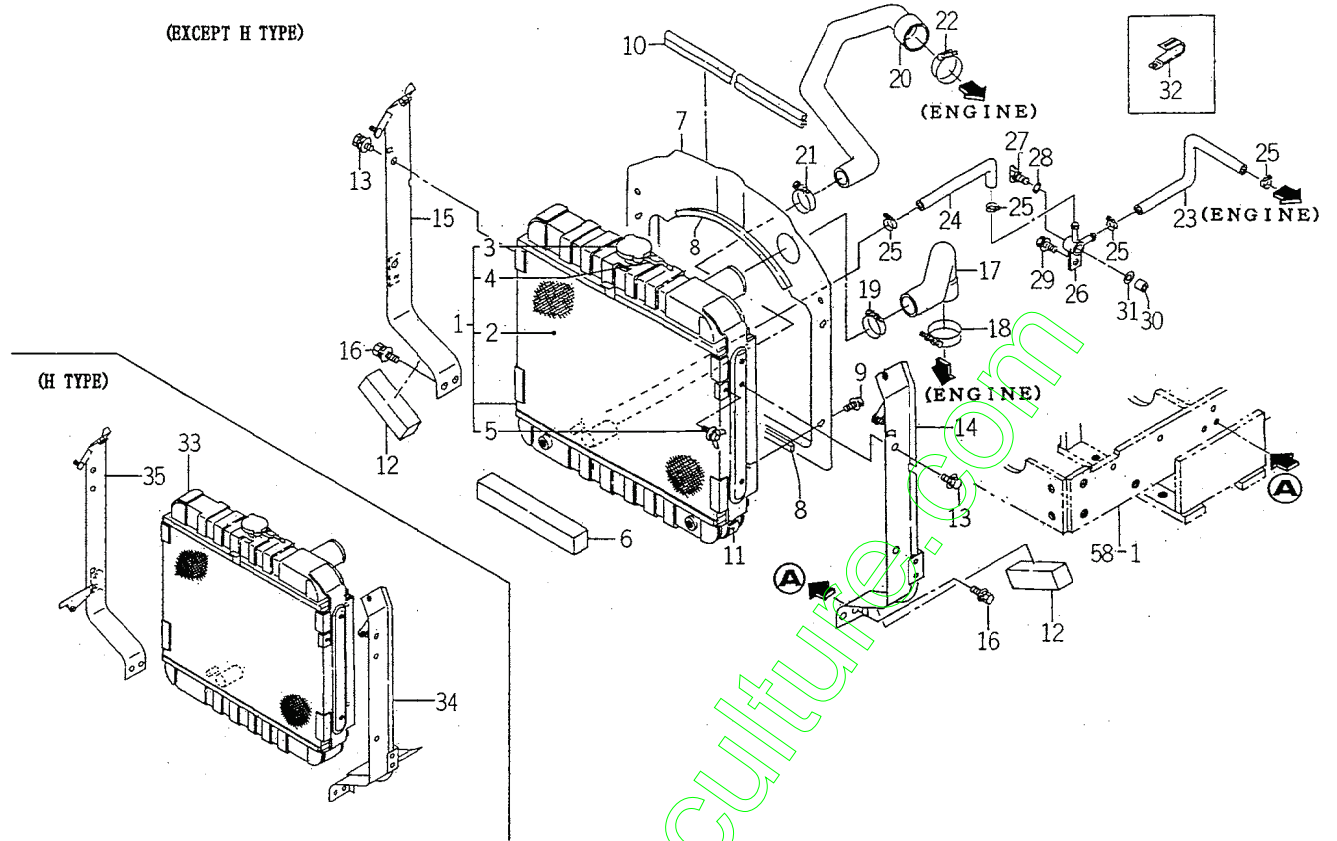
6281-2000

KEY	PART CODE	DESCRIPTION	S P C	TYPE OF MODEL		I T C	C O L	G R P	REMARKS
				E3112B07					
1	6281-222-004-00	PULLEY	*	1					
2	6281-229-002-00	NUT	*	1					
3	6281-229-003-00	COLLOR	*	1					
4	6281-221-001-00	ROTOR ASSY	*	1					
5	6281-229-005-00	BEARING	*	1					
6	6281-229-004-00	COVER BEARING	*	1					
7	6281-213-006-00	FRAME ASSY	*	1					
8	6281-229-006-00	PLATE	*	1					
9	6281-229-007-00	BOLT	*	4					
10	6281-229-009-00	BEARING	*	1					
11	6281-229-008-00	BOLT	*	2					
12	6281-214-003-00	FRAME	*	1					
13	6281-214-004-00	COVER	*	1					
14	6281-229-029-00	HOLDER ASSY	*	1					
15	6281-229-011-00	BUSH	*	1					
16	6281-217-001-00	HOLDER, BRUSH ASSY	*	1					
17	6281-215-001-00	BRUSH	*	2					
18	6281-216-001-00	SPRING	*	2					
19	6281-229-019-00	SEAL, RING	*	1					
20	6281-229-012-00	BOLT	*	2					
21	6281-229-013-00	BOLT	*	5					
22	6281-229-014-00	BOLT	*	1					
23	6281-229-015-00	BOLT	*	3					
24	6281-229-016-00	NUT	*	2					
25	6281-229-017-00	BOLT	*	2					
26	6281-229-018-00	NUT	*	1					
27	6281-271-002-00	REGULATOR ASSY	*	1					

# CHASSIS

[www.emc-motoculture.com](http://www.emc-motoculture.com)

FIG. 1 RADIATOR SYSTEM



1685-102

KEY	PART CODE	DESCRIPTION	S P C	TYPE OF MODEL		I T C	C O L	G R P	REMARKS
				TM223					
1	1684-102-200-10	RADIATOR ASSY	*	1		1			
2	1639-102-202-00	NET/WIRE COMP	*	1					
3	1614-102-213-00	CAP	*	1					
4	1614-102-214-00	HOSE	*	1					
5	V273-360-601-20	BOLT/WING/SP	*	1					
6	1682-102-003-00	INSULATOR/15X20X420	*	1					
7	1685-102-241-00	SHROUD	*	1					
8	1675-102-002-00	INSULATOR	*	2					
9	V210-360-601-20	BOLT SEMS	*	4					
10	1612-111-001-00	INSULATOR	*	1					
11	1612-102-005-00	INSULATOR	*	1					
12	1672-102-004-00	INSULATOR	*	2					
13	V211-360-801-60	BOLT, SEMS (SP)	*	4					
14	1685-102-210-00	PLATE/LH COMP	*	1					
15	1685-102-220-00	PLATE/RH COMP	*	1					
16	V211-360-801-60	BOLT, SEMS (SP)	*	4					
17	1675-102-004-00	HOSE/RADIATOR/INLET	*	1					
18	J061-236-044-00	CLAMP/WIRE/36-44	*	1					
19	J061-230-038-00	CLAMP/WIRE/30-38	*	1					
20	1614-102-002-00	HOSE/RADIATOR/OUTLET	*	1					
21	J061-224-032-00	CLAMP/WIRE/24-32	*	1					
22	J061-236-044-00	CLAMP/WIRE/36-44	*	1					
23	1682-102-004-00	HOSE/250	*	1					
24	1593-102-004-20	HOSE/210	*	1					
25	J061-210-015-00	CLAMP/WIRE/10-15	*	4					
26	1560-104-010-40	CONNECTOR	*	1					
27	1424-101-203-00	PLUG	*	1					
28	1424-101-204-00	PACKING	*	1					
29	V211-360-804-00	BOLT	*	1					
30	1617-102-006-00	HUB/09X14X20	*	1					

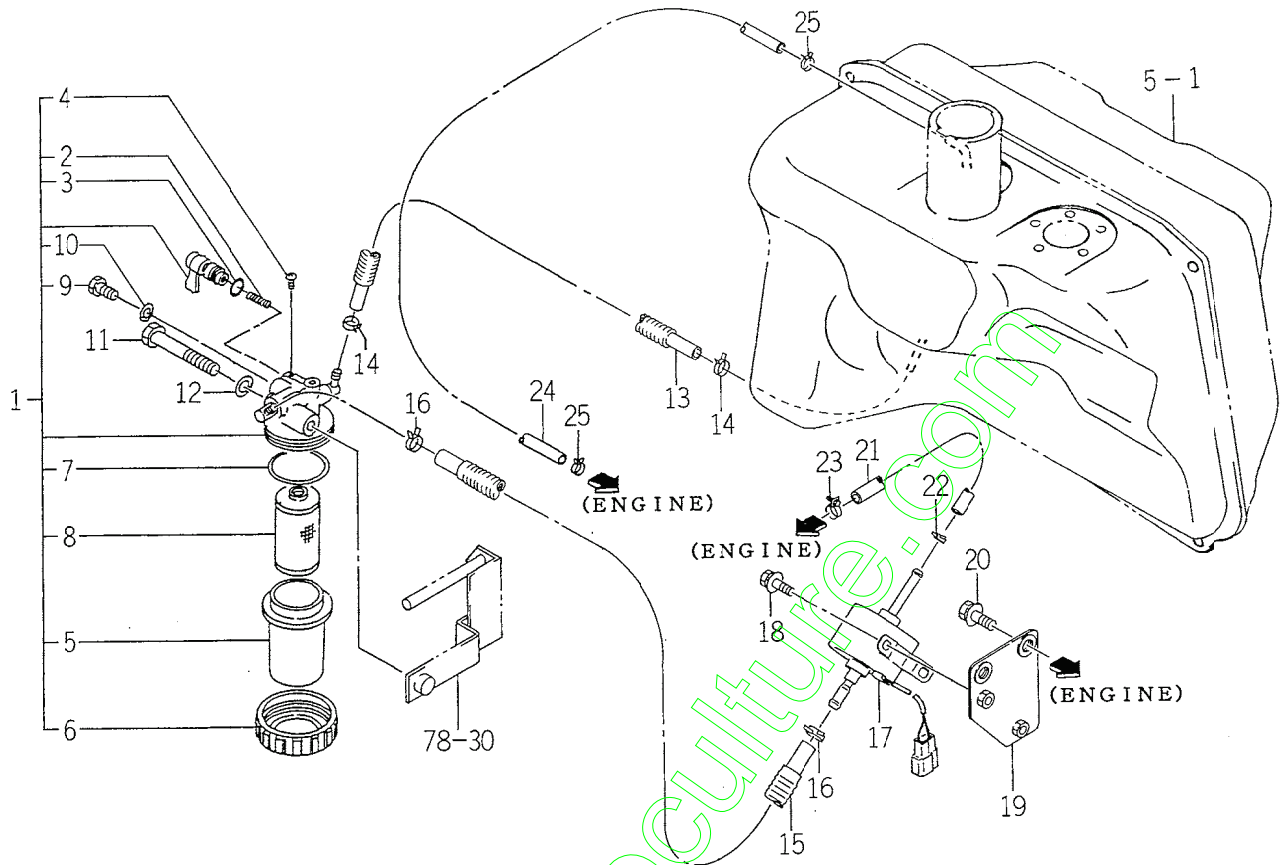








FIG. 4. FILTER SYSTEM

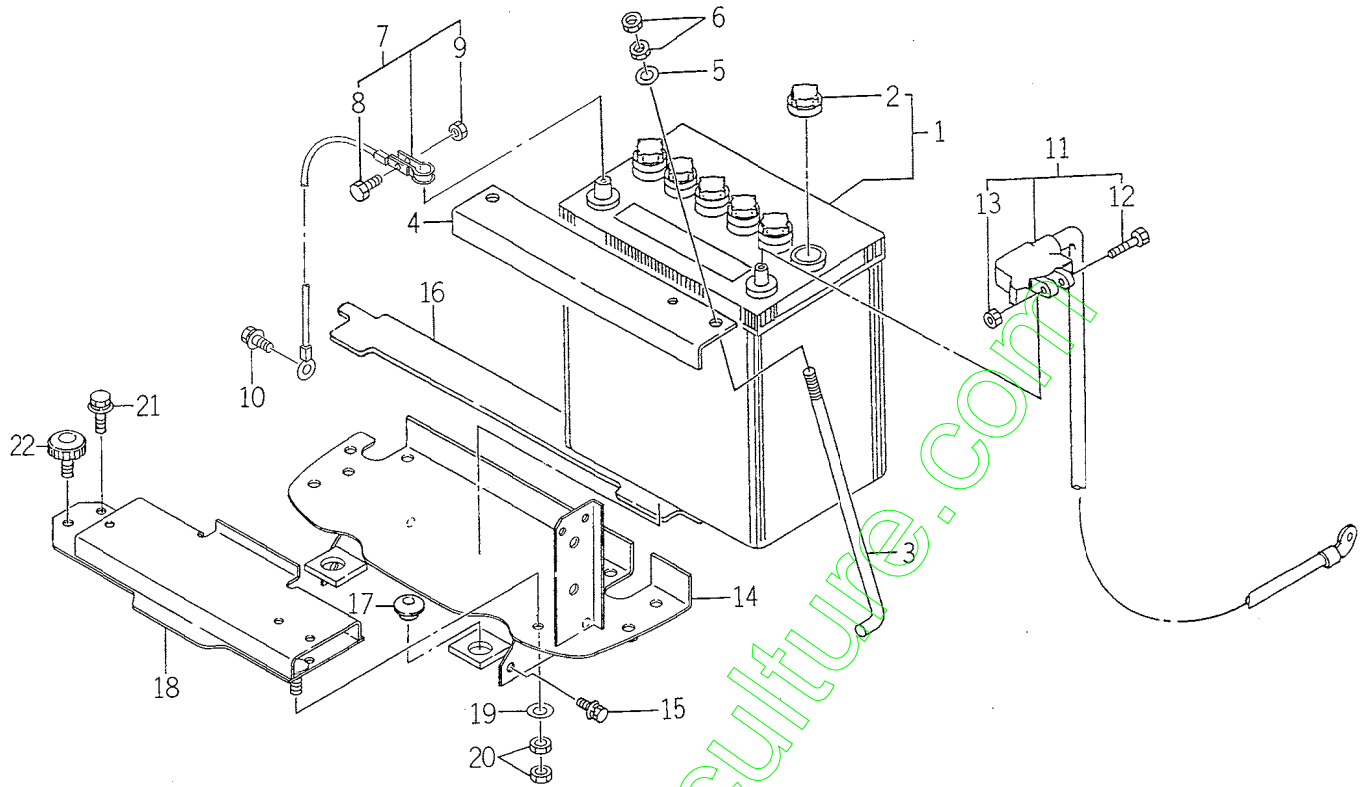


1685-105

KEY	PART CODE	DESCRIPTION	S P C	TYPE OF MODEL		I T C	C O L	G R P	REMARKS
				TM223					
1	1672-105-210-00	FILTER/FUEL ASSY	*	1					
2	1415-102-007-00	SPRING, VALVE	*	1					
3	V720-102-401-00	O-RING/P10A	*	1					
4	1415-102-008-00	VIS	*	1					
5	1415-102-009-00	CUP	*	1					
6	1444-102-204-00	NUT, RING	*	1					
7	V720-103-504-40	O-RING/P44	*	1					
8	1415-102-011-00	ELEMENT	*	1					
9	1572-102-003-00	BOLT/M06X08/APSET	*	2					
10	1415-102-013-00	PACKING	*	2					
11	V201-260-806-50	BOLT/M 8X65	*	1					
12	V401-160-008-00	WASHER, SP/M 8	*	1					
13	1685-105-001-00	HOSE/06X10X350	*	1					
14	J062-111-120-00	CLIP/HOSE/11.1-12	*	2					
15	1614-105-003-10	HOSE/06X10X250	*	1					
16	J062-111-120-00	CLIP/HOSE/11.1-12	*	2					
17	3805-311-210-00	PUMP/FUEL	*	1					
18	V210-360-601-20	BOLT, SEMS	*	2					
19	1685-105-210-00	BRACKET/FUEL COMP	*	1					
20	V211-360-801-60	BOLT, SEMS (SP)	*	2					
21	1608-201-008-10	HOSE/320	*	1					
22	J062-104-111-00	CLIP/HOSE/10.4-11.1	*	1					
23	J061-210-012-00	CLAMP/WIRE/10-12	*	1					
24	1612-105-002-00	HOSE/650	*	1					
25	J062-087-093-00	CLIP/HOSE/8.7-9.3	*	2					



FIG. 6 BATTERY SYSTEM



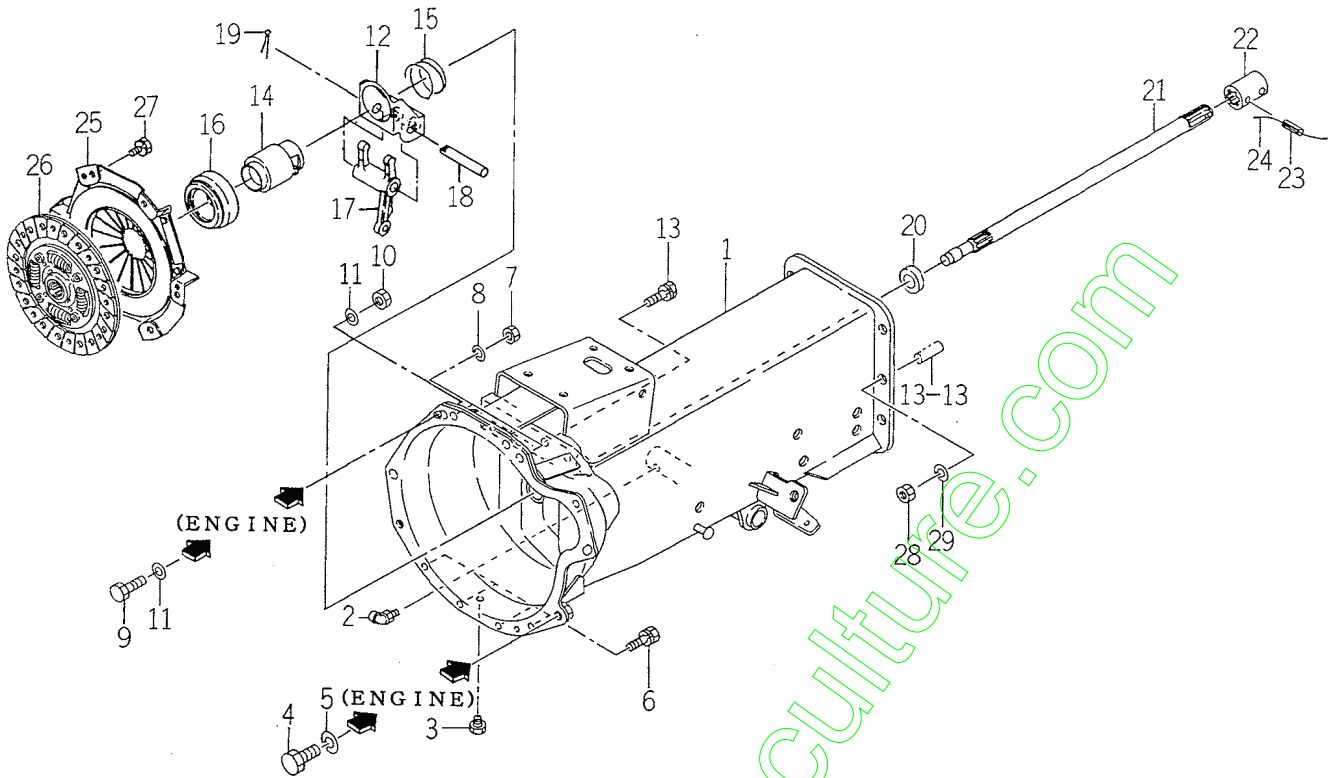
1685-112

KEY	PART CODE	DESCRIPTION	S P C	TYPE OF MODEL		I T C	C O L	G R P	REMARKS
				TM223					
1	1604-112-200-00	BATTERY/55B24R-LF	*	1					
2	1604-112-202-00	BATTERYCAP	*	1					
3	1593-112-002-50	BOLT, BATTERY	*	2					
4	1682-112-006-00	PLATE/BATTERY	*	1					
5	V411-260-006-00	WASHER / M6	*	2					
6	V301-260-006-00	NUT/M 6	*	4					
7	1685-112-220-00	CABLE/BATTERY/660	*	1					
8	1685-112-222-00	BOLT	*	1					
9	1685-112-223-00	NUT	*	1					
10	V211-360-801-60	BOLT, SEMS (SP)	*	1					
11	1480-112-003-10	CABLE, BATTERY	*	1					
12	1600-112-231-00	BOLT/M06X32	*	1					
13	1600-112-232-00	NUT/M06	*	1					
14	1685-112-200-00	BASE/BATTERY COMP	*	1					
15	V211-360-801-60	BOLT, SEMS (SP)	*	8					
16	1682-112-001-00	INSULATOR	*	1					
17	1421-603-004-00	BUSH, LEVER	*	2					
18	1685-112-210-00	TABLE/BATTERY COMP	*	1					
19	V411-260-008-00	WASHER, PL/M 8	*	1					
20	V304-260-008-00	NUT/M 8	*	2					
21	V211-360-801-60	BOLT, SEMS (SP)	*	1					
22	3623-820-013-00	KNOB, SET/12	*	1					





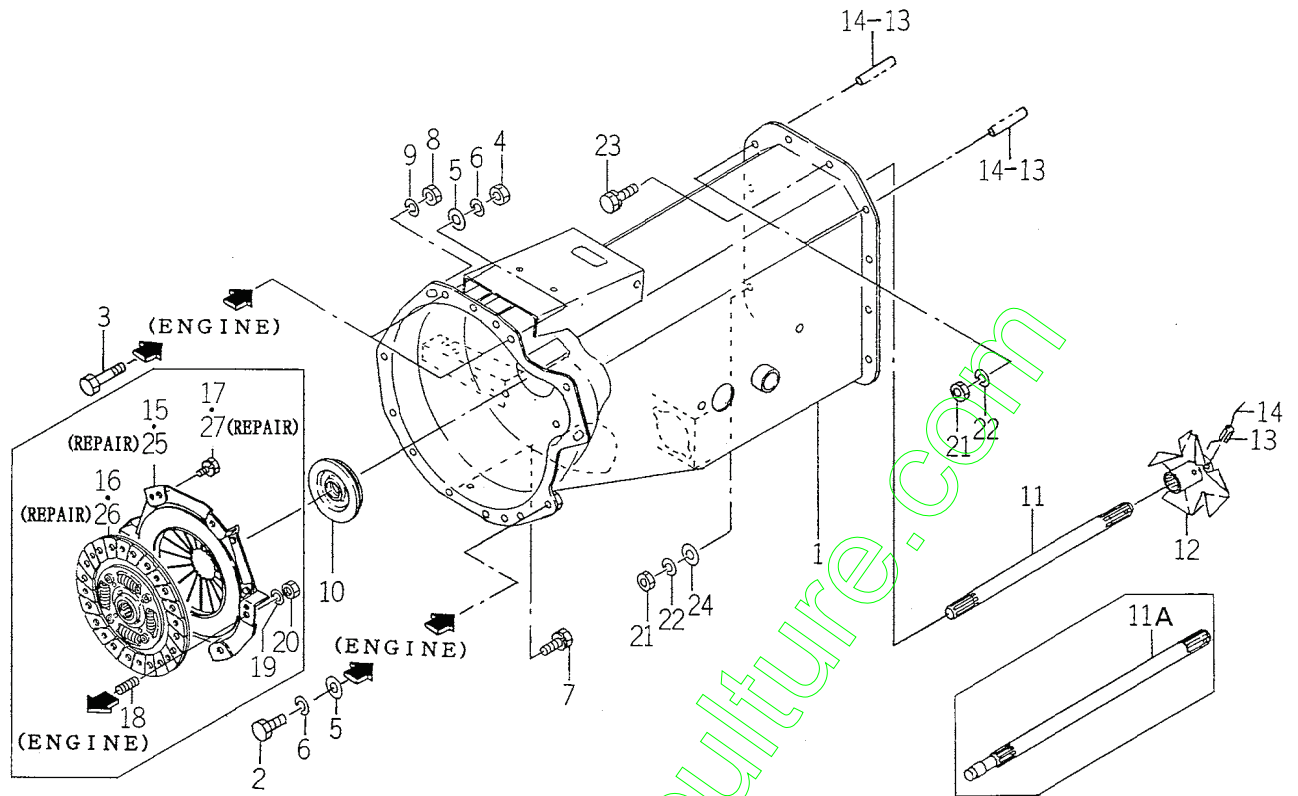
FIG. 9 CLUTCH HOUSING SYSTEM (EXCEPT H TYPE)



1684-120

KEY	PART CODE	DESCRIPTION	S P C	TYPE OF MODEL		I T C	C O L	G R P	REMARKS
				TM223					
1	1684-120-200-10	HOUSING/CLUTCH COMP	*	1					
2	V763-150-000-00	NIPPLE, GREASE/PT1/8	*	1					
3	1326-706-002-10	PLUG, DRAIN	*	1					
4	V201-361-202-50	BOLT/M12X25	*	2					
5	V401-160-012-00	WASHER, SP/M12	*	2					
6	V211-260-801-60	BOLT, SEMS (S) M8X16	*	4					
7	V334-460-010-00	NUT/M10 7T P=1.25	*	2					
8	V401-160-010-00	WASHER, SP/M10	*	4					
9	V203-361-003-50	BOLT	*	2					
10	V334-460-010-00	NUT/M10 7T P=1.25	*	2					
11	V411-260-010-00	WASHER/M10	*	4					
12	1434-122-230-10	BRACKET COMP	*	1					
13	V211-260-801-60	BOLT, SEMS (S) M8X16	*	2					
14	1672-120-007-00	SLEEVE	*	1					
15	1434-120-005-00	SPRING/HC50	*	1					
16	1491-120-001-00	BEARING, CLUTCH RS	*	1					
17	1435-122-002-00	FORK/RELEASE	*	1					
18	1672-120-006-00	PIN/12X75	*	1					
19	V500-163-002-00	PIN, SPLIT/3 X20	*	1					
20	V744-120-350-70	SEAL, OIL/TC20357	*	1					
21	1682-120-001-00	SHAFT/INPUT	*	1					
22	1435-120-002-30	COUPLING/16X27X62	*	1					
23	V580-140-603-20	PIN, SPRING/6 X32 W	*	2					
24		WIRE	*	1					
25	1684-120-210-00	COVER/CLUTCH ASSY	*	1					
26	1684-120-220-00	DISK/CLUTCHCOMP	*	1					
27	V211-260-802-00	BOLT, SEMS (S)	*	6					
28	V304-460-012-00	NUT/M12	*	8					
29	V401-160-012-00	WASHER, SP/M12	*	8					

FIG. 10 CLUTCH HOUSING SYSTEM (H TYPE)

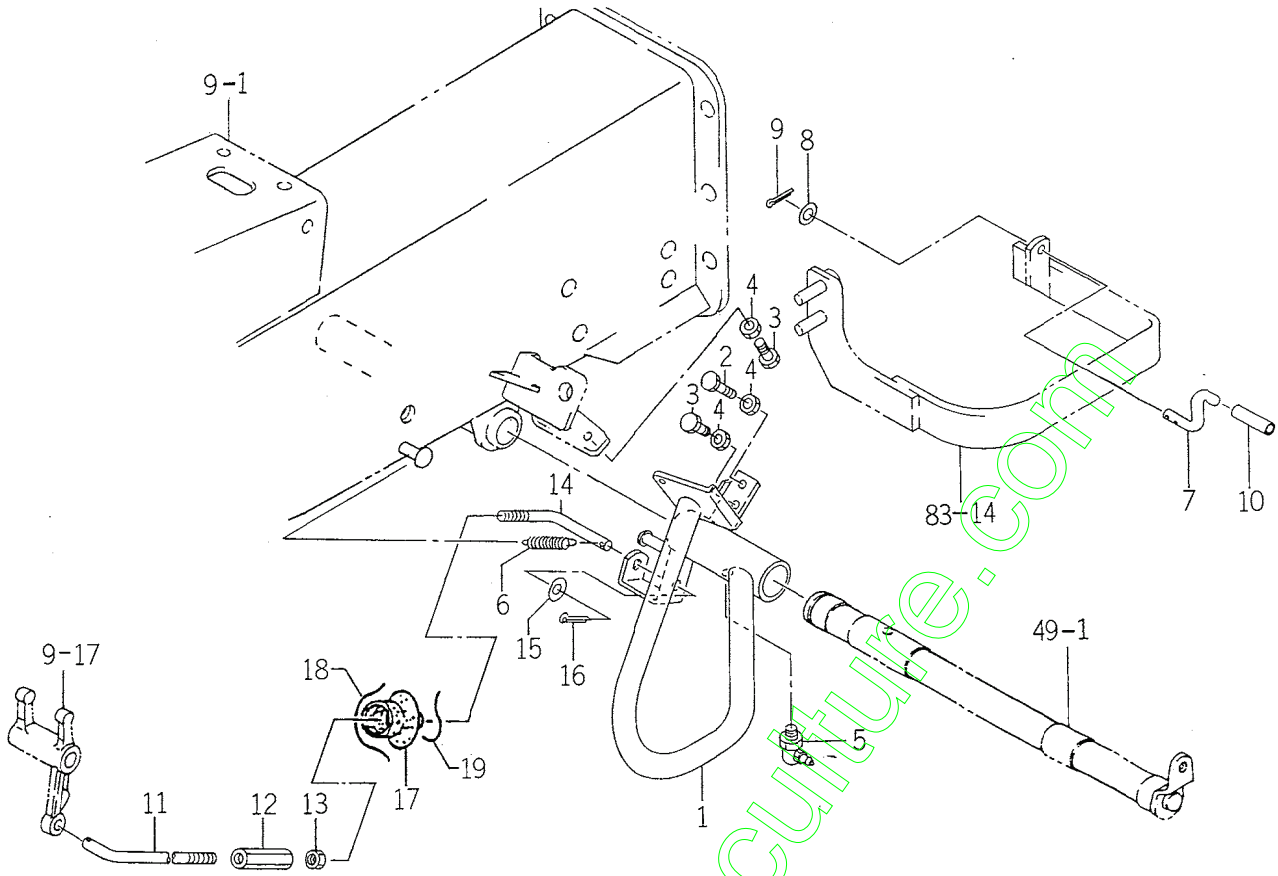


1688-120

KEY	PART CODE	DESCRIPTION	S P C	TYPE OF MODEL		I T C	C O L	G R P	REMARKS
				TM223					
1	1685-120-500-20	HOUSING/CLUTCH COMP	*	1		1			
2	V201-361-202-50	BOLT/M12X25	*	2					
3	V201-361-204-00	BOLT/M12X40	*	2					
4	V304-460-012-00	NUT/M12	*	2					
5	V411-260-012-00	WASHER /M12	*	4					
6	V401-160-012-00	WASHER, SP/M12	*	4					
7	V211-260-801-60	BOLT, SEMS (S) M8X16	*	4					
8	V334-460-010-00	NUT/M10 7T P=1.25	*	2					
9	V401-160-010-00	WASHER, SP/M10	*	2					
10	1688-120-052-00	GROMMET/25X70X03	*	1					
11	1685-120-051-10	SHAFT/INPUT	*	1-58					
11A	1685-120-061-00	SHAFT/INPUT	*	1-59					
12	1683-120-530-20	FAN/HST COMP	*	1					
13	V580-140-603-20	PIN, SPRING/6 X32 W	*	2					
14		WIRE	*	2					
15	1685-120-210-00	COVER/CLUTCH/20 ASSY	*	1-59					
16	1685-120-220-00	DISK/CLUTCH/200 COMP	*	1-59					
17	V211-260-802-00	BOLT, SEMS (S)	*	6-59					
18	V251-340-802-50	BOLT/STUD/SEAL	*	2-59					
19	V401-160-008-00	WASHER, SP/M 8	*	2-59					
20	V304-460-008-00	NUT/M8	*	2-59					
21	V304-460-010-00	NUT/M10	*	3					
22	V401-160-010-00	WASHER, SP/M10	*	3					
23	V211-561-003-50	BOLT/S	*	10					
24	V411-260-010-00	WASHER/M10	*	1					
25	1685-120-210-00	COVER/CLUTCH/20 ASSY	R	1					
26	1685-120-220-00	DISK/CLUTCH/200 COMP	R	1					
27	V211-260-802-00	BOLT, SEMS (S)	R	6					



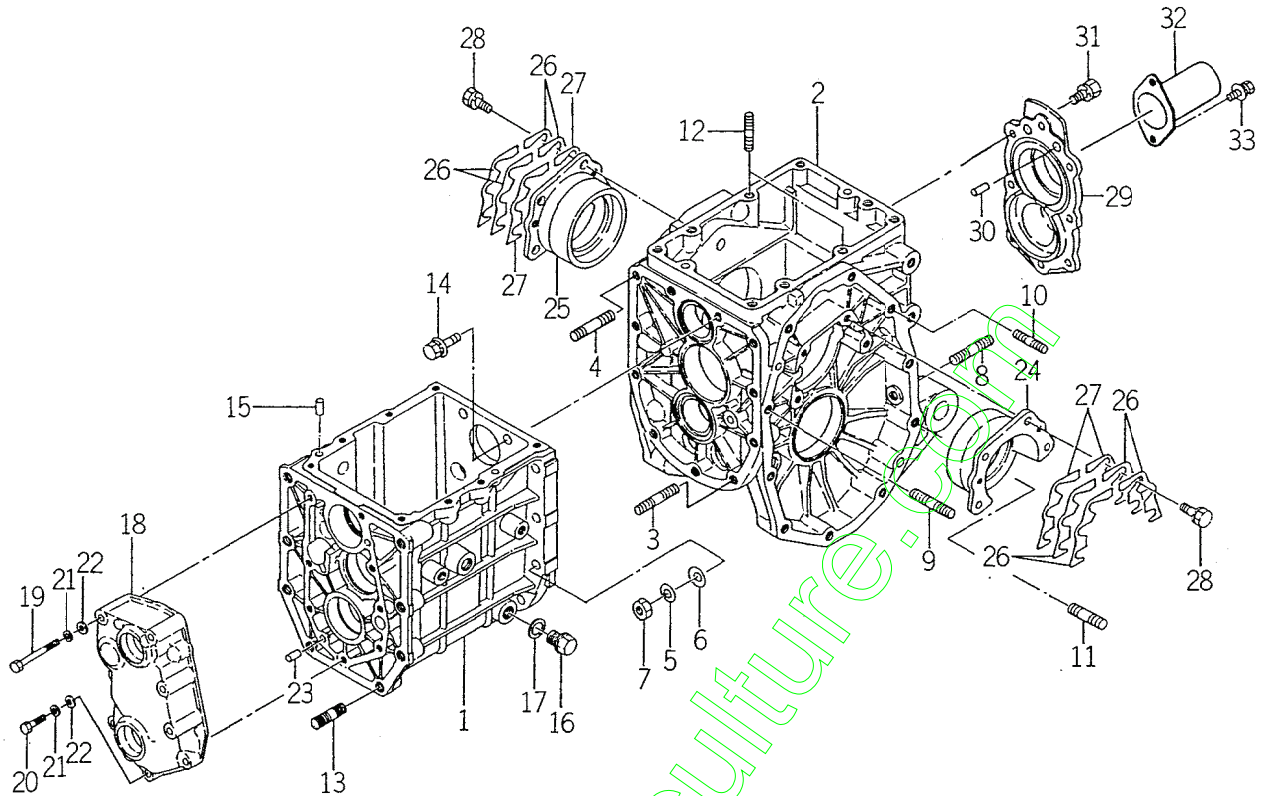
FIG. 11 CLUTCH PEDAL SYSTEM (EXCEPT H TYPE)



1684-122

KEY	PART CODE	DESCRIPTION	S P C	TYPE OF MODEL		I T C	C O L	G R P	REMARKS
				TM223					
1	1684-122-200-00	PEDAL/CLUTCH COMP	*	1					
2	1672-122-003-00	BOLT/TRIMED	*	1					
3	V201-260-802-50	BOLT/M 8X25	*	2					
4	V304-260-008-00	NUT/M 8	*	3					
5	V763-150-000-00	NIPPLE, GREASE/PT1/8	*	1					
6	1105-106-001-00	SPRING/HC094	*	1					
7	1544-123-005-00	ROD	*	1					
8	V411-260-006-00	WASHER / M6	*	1					
9	V500-162-002-00	PIN, SPLIT/2 X20	*	1					
10	1672-122-002-00	TUBE/Ø35	*	1					
11	1684-122-001-00	ROD/CLUTCH/A	*	1					
12	1421-122-003-00	TURNBUCKLE	*	1					
13	V304-260-008-00	NUT/M 8	*	1					
14	1672-122-001-20	ROD/CLUTCH/B	*	1					
15	V411-260-008-00	WASHER, PL/M 8	*	2					
16	V500-163-001-50	PIN, SPLIT/3 X15	*	2					
17	1434-122-005-00	BOOT	*	1					
18		WIRE	*	1					
19		WIRE	*	1					

FIG. 12 TRANSMISSION CASE SYSTEM (E1 TYPE)

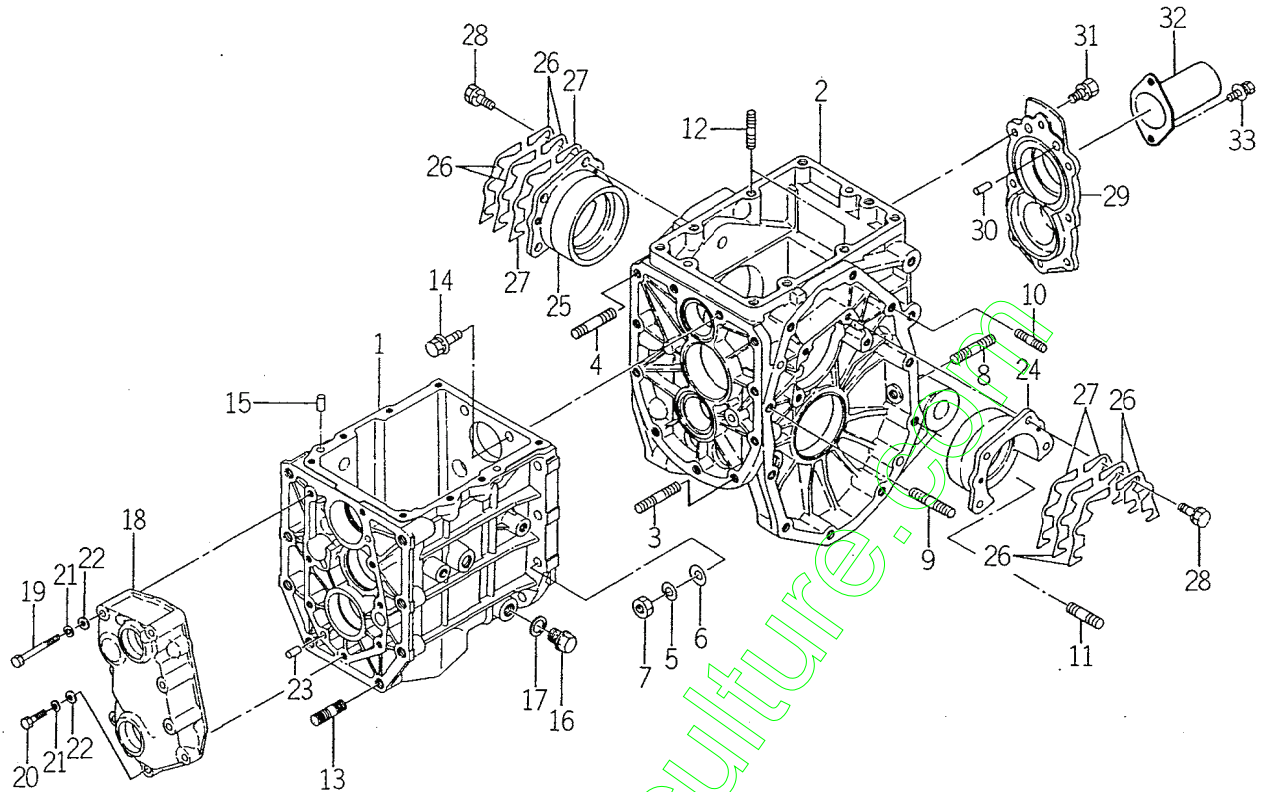


1672-201

KEY	PART CODE	DESCRIPTION	S P C	TYPE OF MODEL		I T C	C O L	G R P	REMARKS
				TM223					
1	1672-201-004-00	CASE/TRANSMISSION/FR	*	1					
2	1688-201-055-00	CASE/TRANSMISSION/RE	*	1					
3	V252-341-003-00	BOLT/STUD	*	2					
4	V252-341-003-50	BOLT/M10X35	*	7					
5	V401-160-010-00	WASHER, SP/M10	*	9					
6	V411-260-010-00	WASHER/M10	*	9					
7	V304-260-010-00	NUT	*	9					
8	V251-261-202-5D	BOLT/STUD/SEAL	*	2					
9	V252-261-004-00	BOLT/STUD	*	2					
10	V252-261-005-50	BOLT/M10X55	*	2					
11	V252-261-204-50	BOLT/M12X45	*	2					
12	V252-341-003-00	BOLT/STUD	*	2					
13	V252-341-203-00	BOLT/M12X30	*	8					
14	V211-361-003-50	BOLT/M10X35	*	2					
15	V522-100-801-80	PIN	*	2					
16	1427-201-007-00	PLUG, DRAIN	*	1					
17	1427-201-008-00	WASHER, SEAL/16	*	1					
18	1427-201-005-00	METAL/INPUT	*	1					
19	V201-260-806-00	BOLT/M 8X60	*	4					
20	V201-260-803-50	BOLT/M 8X35	*	4					
21	V401-160-008-00	WASHER, SP/M 8	*	8					
22	V411-260-008-00	WASHER, PL/M 8	*	8					
23	V522-100-801-80	PIN	*	2					
24	1427-201-012-00	METAL, DIFF-CASE LH	*	1					
25	1427-201-013-00	METAL, DIFF-CASE RH	*	1					
26	1427-201-014-00	SHIM, DIFF-CASE A	*	8					
27	1427-201-015-00	SHIM, DIFF-CASE B	*	4					
28	V211-560-802-50	BOLT, SEMS/M8X25 7T	*	8					
29	1688-201-056-00	METAL/PTO	*	1					
30	V523-101-002-40	PIN	*	2					



FIG. 13 TRANSMISSION CASE SYSTEM (E4 TYPE EXCEPT H)

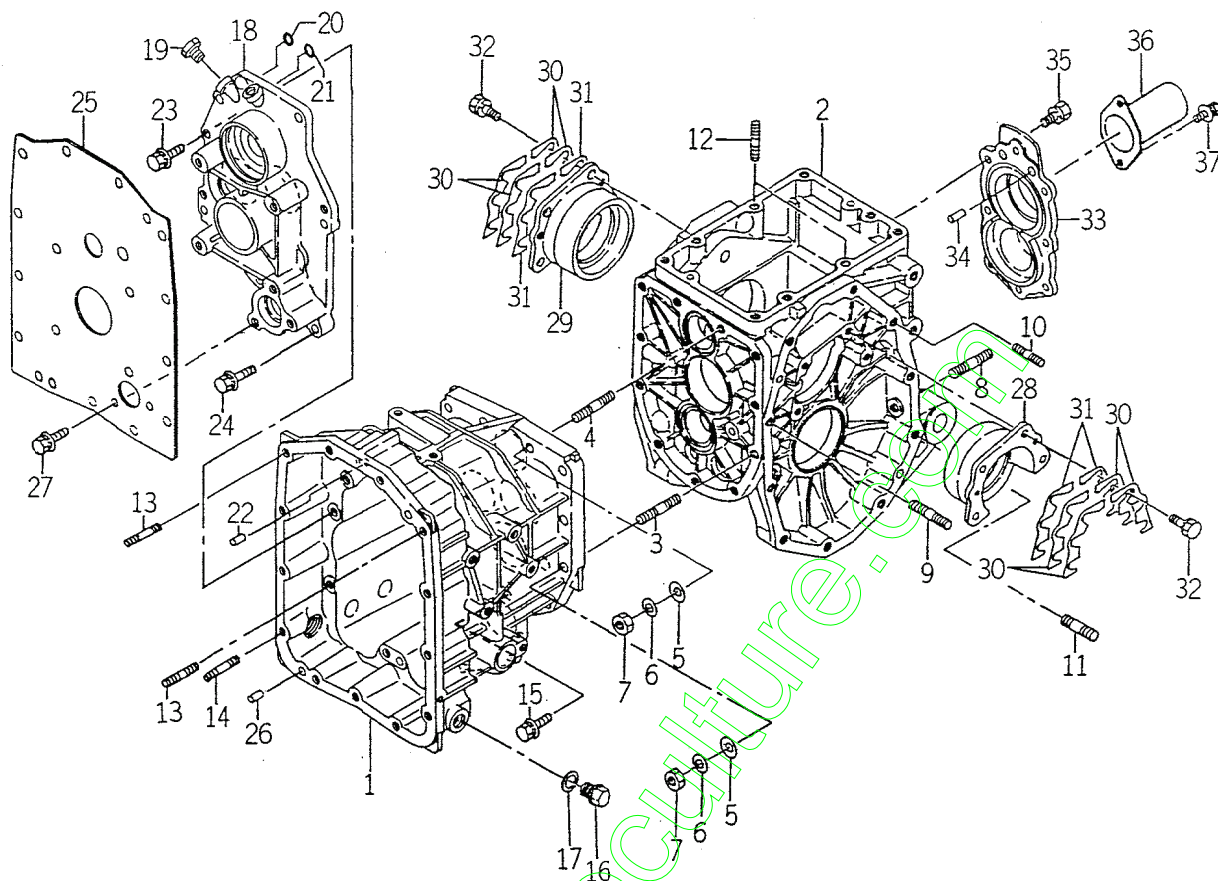


1682-201

KEY	PART CODE	DESCRIPTION	S P C	TYPE OF MODEL		I T C	C O L	G R P	REMARKS
				TM223					
1	1682-201-001-10	CASE/TRANSMISSION/F	*	1					
2	1688-201-055-00	CASE/TRANSMISSION/RE	*	1					
3	V252-341-003-00	BOLT/STUD	*	2					
4	V252-341-003-50	BOLT/M10X35	*	7					
5	V401-160-010-00	WASHER, SP/M10	*	8					
6	V411-260-010-00	WASHER/M10	*	9					
7	V304-460-010-00	NUT/M10	*	9					
8	V251-261-202-5D	BOLT/STUD/SEAL	*	2					
9	V252-261-004-00	BOLT/STUD	*	2					
10	V252-261-005-50	BOLT/M10X55	*	2					
11	V252-341-204-50	BOLT/STUD	*	2					
12	V252-341-003-00	BOLT/STUD	*	2					
13	V252-341-203-00	BOLT/M12X30	*	8					
14	V211-661-003-50	BOLT/SP	*	2					
15	V522-100-801-80	PIN	*	4					
16	1427-201-007-00	PLUG, DRAIN	*	2					
17	1427-201-008-00	WASHER, SEAL/16	*	2					
18	1427-201-005-00	METAL/INPUT	*	1					
19	V201-260-806-00	BOLT/M 8X60	*	4					
20	V201-260-803-50	BOLT/M 8X35	*	4					
21	V401-160-008-00	WASHER, SP/M 8	*	8					
22	V411-260-008-00	WASHER, PL/M 8	*	8					
23	V522-100-801-80	PIN	*	2					
24	1427-201-012-00	METAL, DIFF-CASE LH	*	1					
25	1427-201-013-00	METAL, DIFF-CASE RH	*	1					
26	1427-201-014-00	SHIM, DIFF-CASE A	*	8					
27	1427-201-015-00	SHIM, DIFF-CASE B	*	4					
28	V211-560-802-50	BOLT, SEMS/M8X25 7T	*	8					
29	1688-201-056-00	METAL/PTO	*	1					
30	V523-101-002-40	PIN	*	2					



FIG. 14 TRANSMISSION CASE SYSTEM (H TYPE)



1688-201

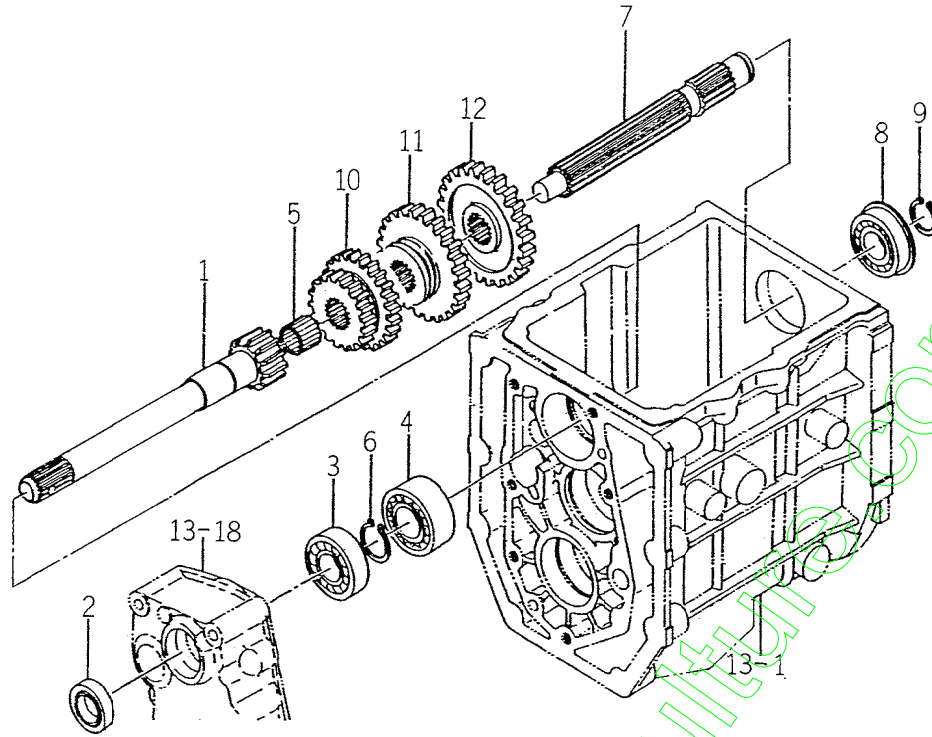
KEY	PART CODE	DESCRIPTION	S P C	TYPE OF MODEL		I T C	C O L	G R P	REMARKS
				TM223					
1	1688-201-051-10	CASE/TRANSMISSION/HS	*	1					
2	1688-201-055-00	CASE/TRANSMISSION/RE	*	1					
3	V252-341-003-50	BOLT/M10X35	*	8					
4	V251-341-003-5D	BOLT/STUD/SEAL	*	2					
5	V411-260-010-00	WASHER/M10	*	10					
6	V401-160-010-00	WASHER, SP/M10	*	10					
7	V304-260-010-00	NUT	*	10					
8	V251-261-202-5D	BOLT/STUD/SEAL	*	2					
9	V252-261-004-00	BOLT/STUD	*	2					
10	V252-261-005-50	BOLT/M10X55	*	2					
11	V252-341-204-50	BOLT/STUD	*	2					
12	V252-341-003-00	BOLT/STUD	*	2					
13	V252-341-002-00	BOLT/STUD	*	2					
14	V251-341-002-50	BOLT/STUD	*	1					
15	V211-661-005-00	BOLT/SP	*	1					
16	1427-201-007-00	PLUG, DRAIN	*	2					
17	1427-201-008-00	WASHER, SEAL/16	*	2					
18	1688-201-052-00	METAL/HST	*	1					
19	1326-706-002-10	PLUG, DRAIN	*	2					
20	V720-111-900-70	O-RING/P 7	*	1					
21	V720-111-900-50	O-RING/P5 HS90	*	1					
22	V523-101-002-40	PIN	*	2					
23	V211-661-003-50	BOLT/SP	*	6					
24	V211-661-004-00	BOLT/SP	*	1					
25	1683-201-053-10	PLATE/COVER	*	1					
26	1421-433-004-00	PIN, KNOCK	*	2					
27	V211-660-802-00	BOLT/8X20	*	2					
28	1427-201-012-00	METAL, DIFF-CASE LH	*	1					
29	1427-201-013-00	METAL, DIFF-CASE RH	*	1					
30	1427-201-014-00	SHIM, DIFF-CASE A	*	8					







FIG. 16 INPUT GEAR SYSTEM (EXCEPT H TYPE)



1684-202

KEY	PART CODE	DESCRIPTION	S P C	TYPE OF MODEL		I T C	C O L	G R P	REMARKS
				TM223					
1	1684-202-001-00	GEAR/SPUR/14	*	1					
2	V744-120-350-70	SEAL, OIL/TC20357	*	1					
3	V600-110-620-40	BEARING, RB/6204	*	1					
4	V606-110-520-50	BEARING, RB/5205	*	1					
5	V654-416-201-70	BEARING, NR/RT162017	*	1					
6	V704-140-025-00	RING, SNAP/25 C	*	1					
7	1672-202-002-10	SHAFT/CHANGE	*	1					
8	V607-110-620-40	BEARING, RB/6204NR	*	1					
9	V704-140-020-00	RING, SNAP/20 C	*	1					
10	1684-202-002-00	GEAR/SPUR/19-25	*	1					
11	1684-202-003-00	GEAR/SPUR/32	*	1					
12	1684-202-004-00	GEAR/SPUR/14-33	*	1					



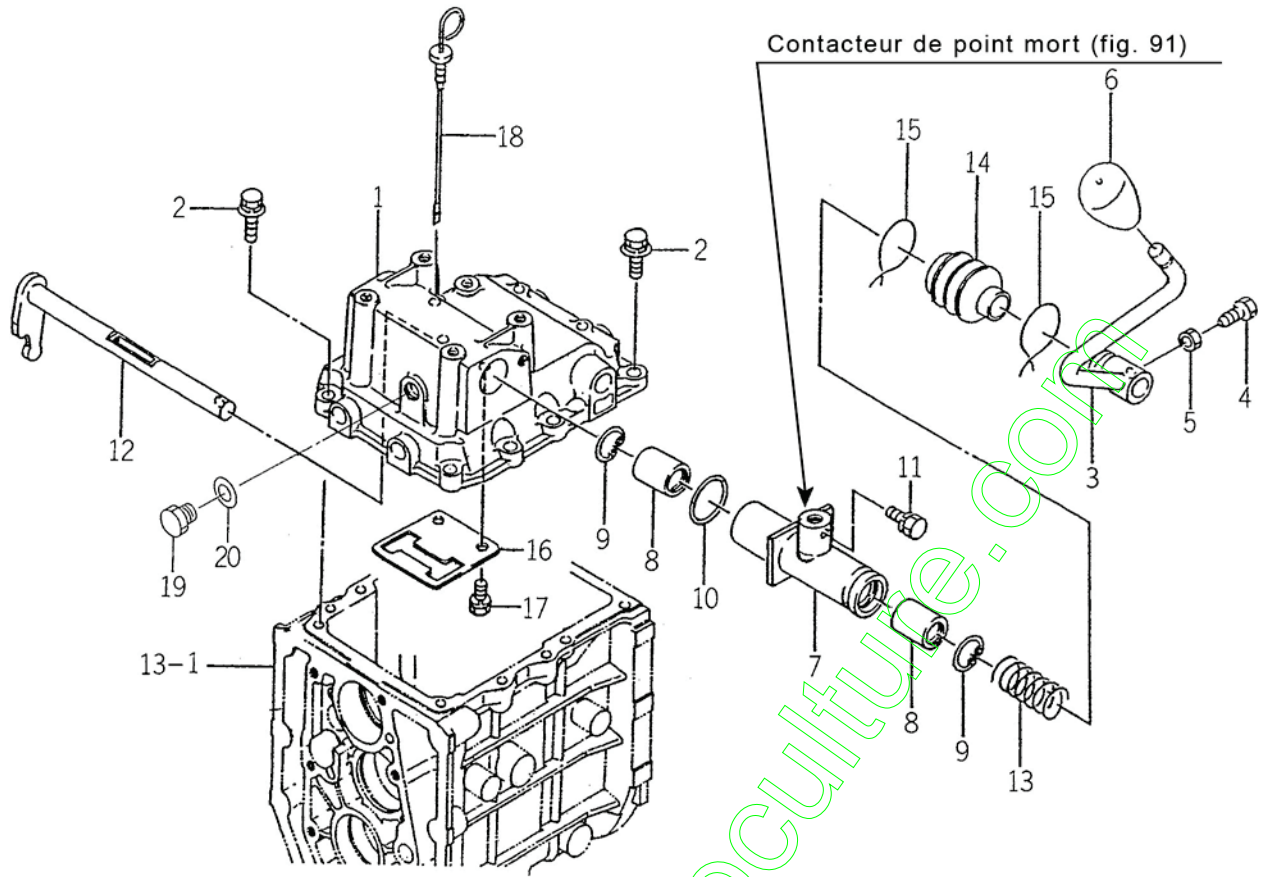








FIG. 22 MAIN LEVER AND PLUG SYSTEM (EXCEPT H TYPE)



1684-207

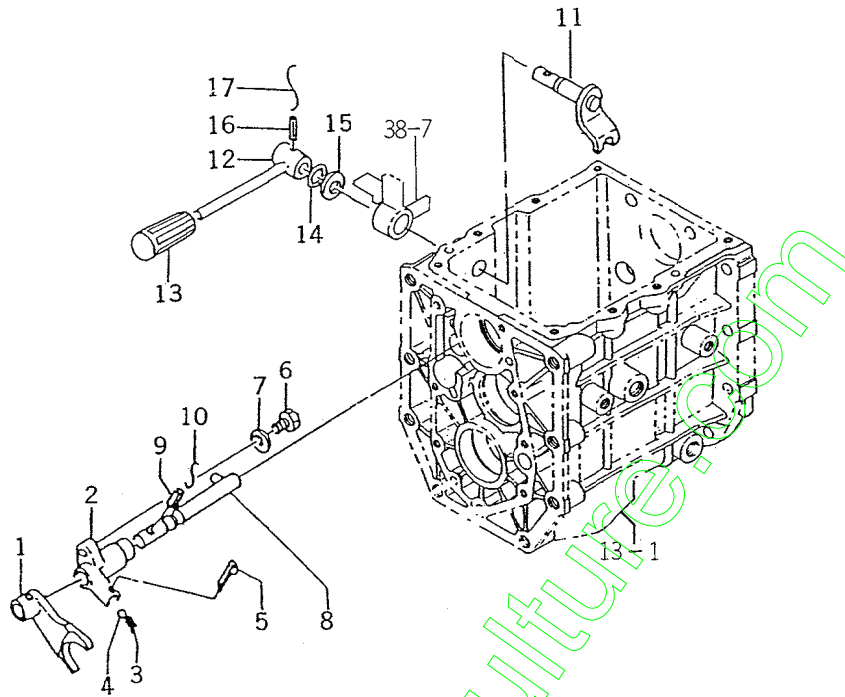
KEY	PART CODE	DESCRIPTION	S C	TYPE OF MODEL		I T C	C O L	G R P	REMARKS
				TM223					
1	1672-207-001-10	METAL/SHIFT	*	1					
2	V211-360-803-00	BOLT/M8X30	*	8					
3	1672-207-200-00	LEVER/MAIN COMP	*	1					
4	1600-502-003-00	BOLT, SM/M08X25	*	1					
5	V304-260-008-00	NUT/M 8	*	1					
6	1544-219-005-00	KNOB, LEVER/12	*	1					
7	1682-207-200-00	TUBE/SHIFT/MAIN	*	1					
8	1544-215-015-00	BEARING	*	2					
9	V705-140-028-00	RING, SNAP/28 C	*	2					
10	V723-102-003-00	O-RING	*	1					
11	V211-260-802-00	BOLT, SEMS (S)	*	1					
12	1682-207-210-00	ARM/SHIFT/MAIN COMP	*	1					
13	1614-215-006-00	SPRING/HCO60	*	1					
14	1544-215-016-00	BOOT, CHANGE	*	1					
15		WIRE	*	2					
16	1684-207-001-00	PLATE/GUIDE	*	1					
17	V211-560-802-00	BOLT/M8X20	*	2					
18	1564-304-003-00	GAUGE, OIL LEVEL	*	1					
19	1564-667-002-00	BLOT/M14X10	*	1					
20	1488-541-021-00	SHIM/T=0.7	*	1					







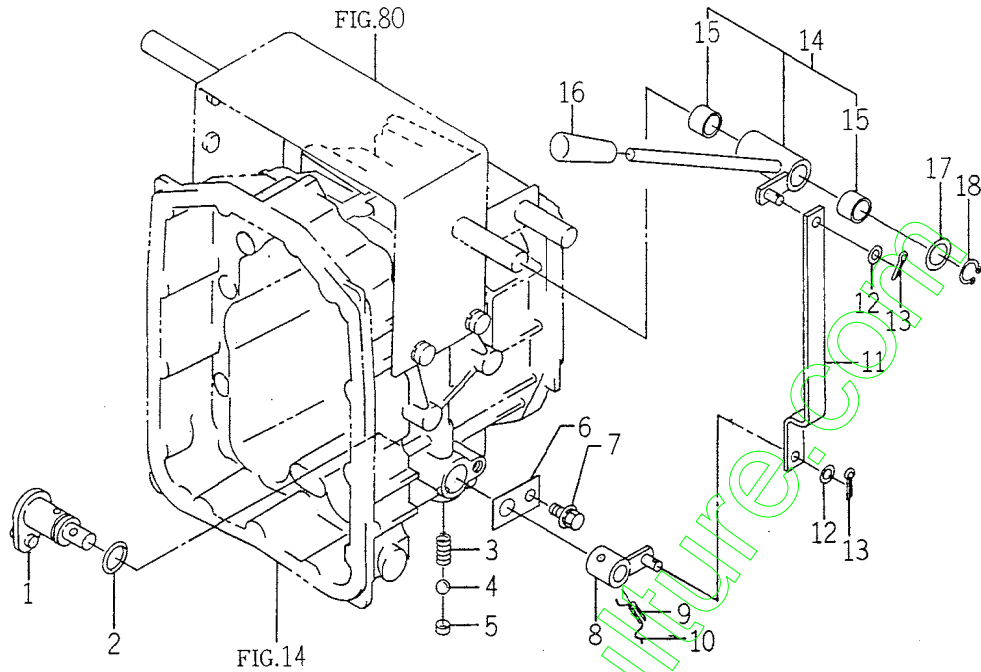
FIG. 25 4WD CHANGE SYSTEM (EXCEPT H TYPE)



1682-209

KEY	PART CODE	DESCRIPTION	S P C	TYPE OF MODEL		I T C	C O L	G R P	REMARKS
				TM223					
1	1427-210-008-10	FORK/SHIFT/FRONT	*	1					
2	1427-210-009-00	CASE, SPRING	*	1					
3	1302-225-003-00	SPRING, SHIFTER	*	1					
4	V682-200-001-00	BALL	*	1					
5	V500-162-002-00	PIN, SPLIT/2 X20	*	1					
6	1427-210-011-00	BOLT/M8X30	*	1					
7	V411-260-008-00	WASHER, PL/M 8	*	1					
8	1427-210-200-00	STAY, SHIFTER	*	1					
9	V580-140-502-00	PIN, SPRING/5 X20 W	*	1					
10		WIRE	*	1					
11	1427-209-200-00	ARM, SHIFT	*	1					
12	1682-209-200-20	LEVER/4WD COMP	*	1					
13	2101-230-001-00	KNOB	*	1					
14	V720-102-401-40	O-RING/P14	*	1					
15	1427-601-003-00	WASHER/15X24X2	*	1					
16	V580-140-503-20	PIN, SPRING/5 X32 W	*	1					
17		WIRE	*	1					

FIG. 26 4WD CHANGE SYSTEM (H TYPE)

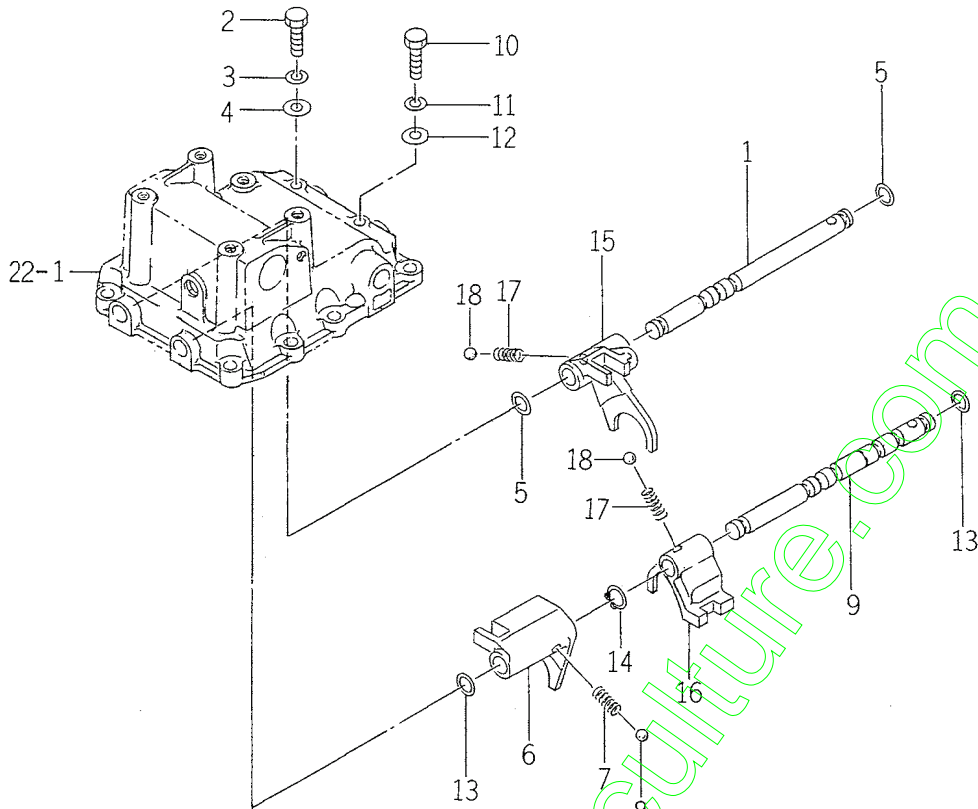


1685-209

KEY	PART CODE	DESCRIPTION	S P C	TYPE OF MODEL		I T C	C O L	G R P	REMARKS
				TM223					
1	1683-209-500-10	PIN/SHIFT/FRONT COMP	*	1					
2	V720-102-402-10	O-RING/P21	*	1					
3	1650-253-003-00	SPRING/HC022	*	1					
4	V682-200-001-00	BALL	*	1					
5	1427-251-004-00	CAP, BLANK/M10	*	1					
6	1620-255-208-00	PLATE/I/30X50	*	1					
7	V211-360-801-60	BOLT, SEMS (SP)	*	1					
8	1683-209-520-00	ARM/SHIFT COMP	*	1					
9	V580-140-602-50	PIN, SPRING/6 X25 W	*	1					
10		WIRE	*	1					
11	1685-209-051-00	PLATE/Z/19X261	*	1					
12	V411-260-008-00	WASHER, PL/M 8	*	2					
13	V500-163-002-00	PIN, SPLIT/3 X20	*	2					
14	1683-209-530-00	LEVER/4WD ASSY	*	1					
15	3668-612-001-00	BUSH	*	2					
16	2101-230-001-00	KNOB	*	1					
17	2144-419-022-00	WASHER/18X26X02	*	1					
18	V704-140-018-00	RING, SNAP/18 C	*	1					



FIG. 28 SUB CHANGE SYSTEM (EXCEPT H TYPE)

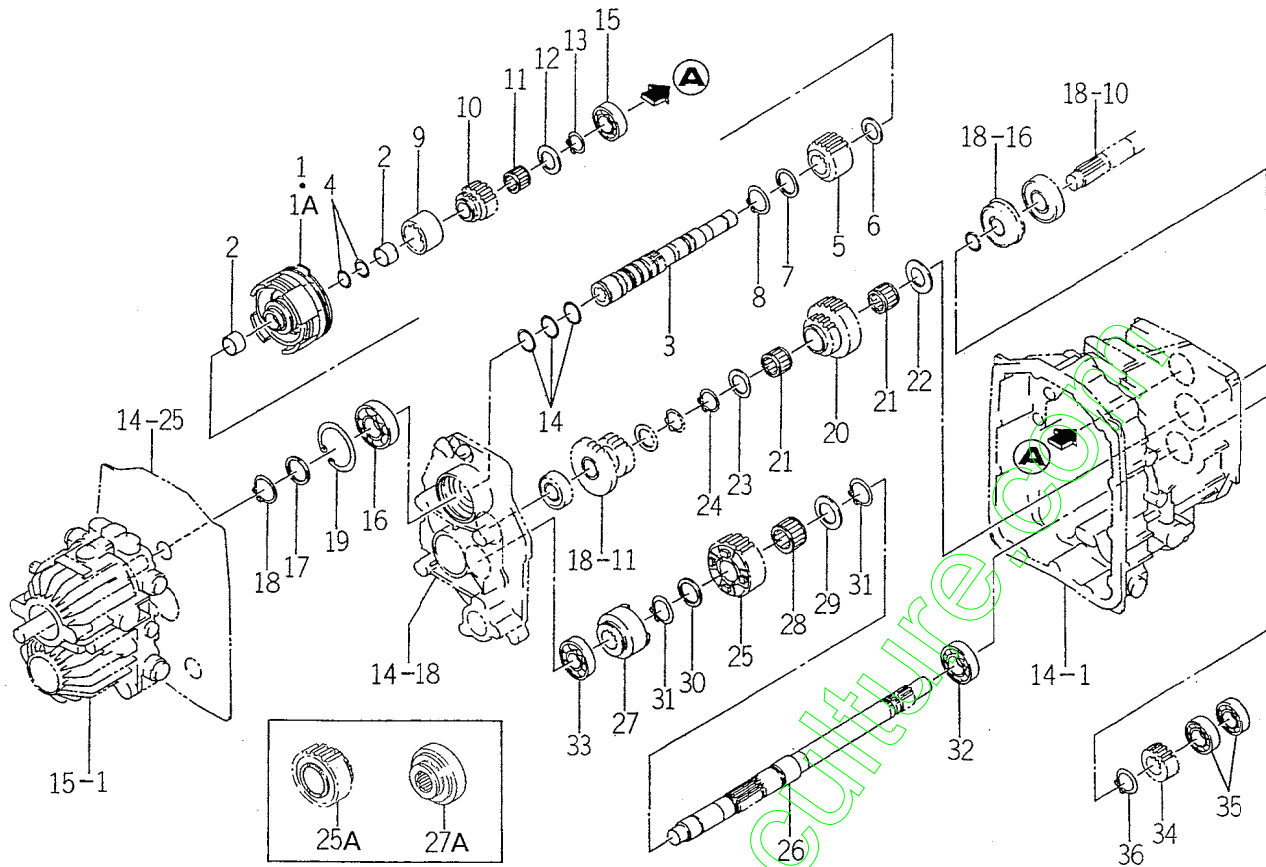


1684-210

KEY	PART CODE	DESCRIPTION	S P C	TYPE OF MODEL		I T C	C O L	G R P	REMARKS
				TM223					
1	1684-210-001-00	STAY/SHIFT/1ST	*	1					
2	1427-210-003-00	BOLT/M8X25	*	1					
3	V401-160-008-00	WASHER, SP/M 8	*	1					
4	V411-260-008-00	WASHER, PL/M 8	*	1					
5	V720-102-401-00	O-RING/P10A	*	2					
6	1672-210-002-00	FORK/SHIFT/1ST	*	1					
7	1650-259-010-00	SPRING/HCO23	*	1					
8	V682-200-001-00	BALL	*	1					
9	1684-210-002-00	STAY/SHIFT/2ND	*	1					
10	1427-210-003-00	BOLT/M8X25	*	1					
11	V401-160-008-00	WASHER, SP/M 8	*	1					
12	V411-260-008-00	WASHER, PL/M 8	*	1					
13	V720-102-401-00	O-RING/P10A	*	2					
14	V704-140-014-00	RING, SNAP/14 C	*	1					
15	1672-210-004-00	FORK/SHIFT/2ND	*	1					
16	1672-210-005-00	FORK/SHIFT/SUB	*	1					
17	1650-259-010-00	SPRING/HCO23	*	2					
18	V682-200-001-00	BALL	*	2					



FIG. 30 PTO GEAR SYSTEM (H TYPE)



1685-211

KEY	PART CODE	DESCRIPTION	S P C	TYPE OF MODEL		I T C	C O L	G R P	REMARKS
				TM223					
1	1685-211-500-00	CLUTCH/PTO/3 ASSY	*	1					FIG 105
1A	1685-211-500-10	CLUTCH/PTO/3 ASSY	*	1		1			FIG 105
2	1688-211-058-00	BUSH/22X25X15	*	1					
3	1688-211-510-20	SHAFT/PTO COMP	*	1					
4	1688-211-057-00	RING/22	*	2					
5	1688-211-051-10	GEAR/SPUR/33	*	1					
6	1480-207-012-00	COLLAR 23X34X2	*	1					
7	1544-322-002-00	WASHER/30X40X2	*	1					
8	V704-140-030-00	RING, SNAP/30 C	*	1					
9	1688-211-053-00	COUPLING/37X50X35	*	1					
10	1688-211-052-00	GEAR/SPUR/18	*	1					
11	1682-255-002-20	BEARING/NEEDLE	*	1					
12	3656-107-004-00	WASHER/21X38X02	*	1					
13	V704-140-020-00	RING, SNAP/20C	*	1					
14	1650-203-008-00	RING/30	*	3					
15	V600-110-620-40	BEARING, RB/6204	*	1					
16	V600-110-620-60	BEARING, RB/6206	*	1					
17	1544-322-002-00	WASHER/30X40X2	*	1					
18	V704-140-030-00	RING, SNAP/30 C	*	1					
19	V707-140-062-00	RING/SNAP	*	1					
20	1688-211-054-00	GEAR/SPUR/31-20	*	1					
21	V654-425-322-40	BEARING KT253224	*	2					
22	1435-203-001-00	COLLAR/25X46X3	*	1					
23	1415-205-013-00	COLLAR/25X42X4	*	1					
24	V704-140-025-00	RING, SNAP/25 C	*	1					
25	1688-211-055-00	GEAR/SPUR/30	*	1					
25A	1688-211-055-10	GEAR/SPUR/30	*	1		3			
26	1688-211-056-20	SHAFT/DRIVE/PTO	*	1					
27	1688-211-059-00	HUB/CLUTCH	*	1					
27A	1688-211-310-00	HUB/CLUTCH COMP	*	1					



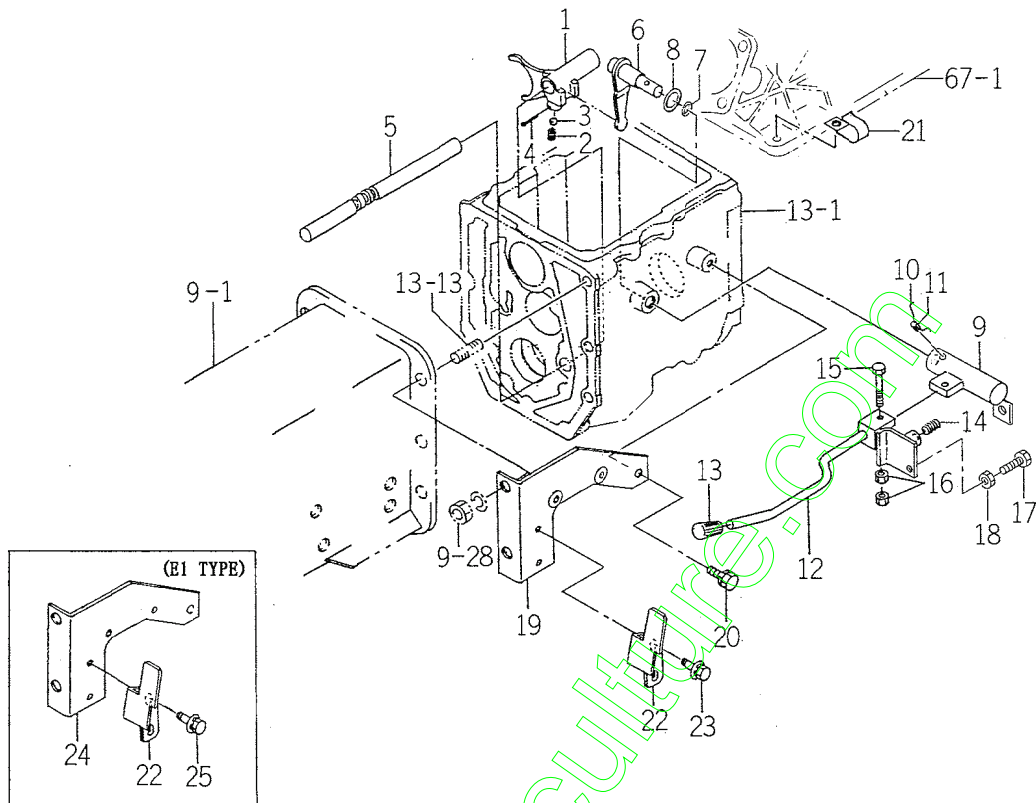








FIG. 34 PTO LEVER SYSTEM (EXCEPT H TYPE)

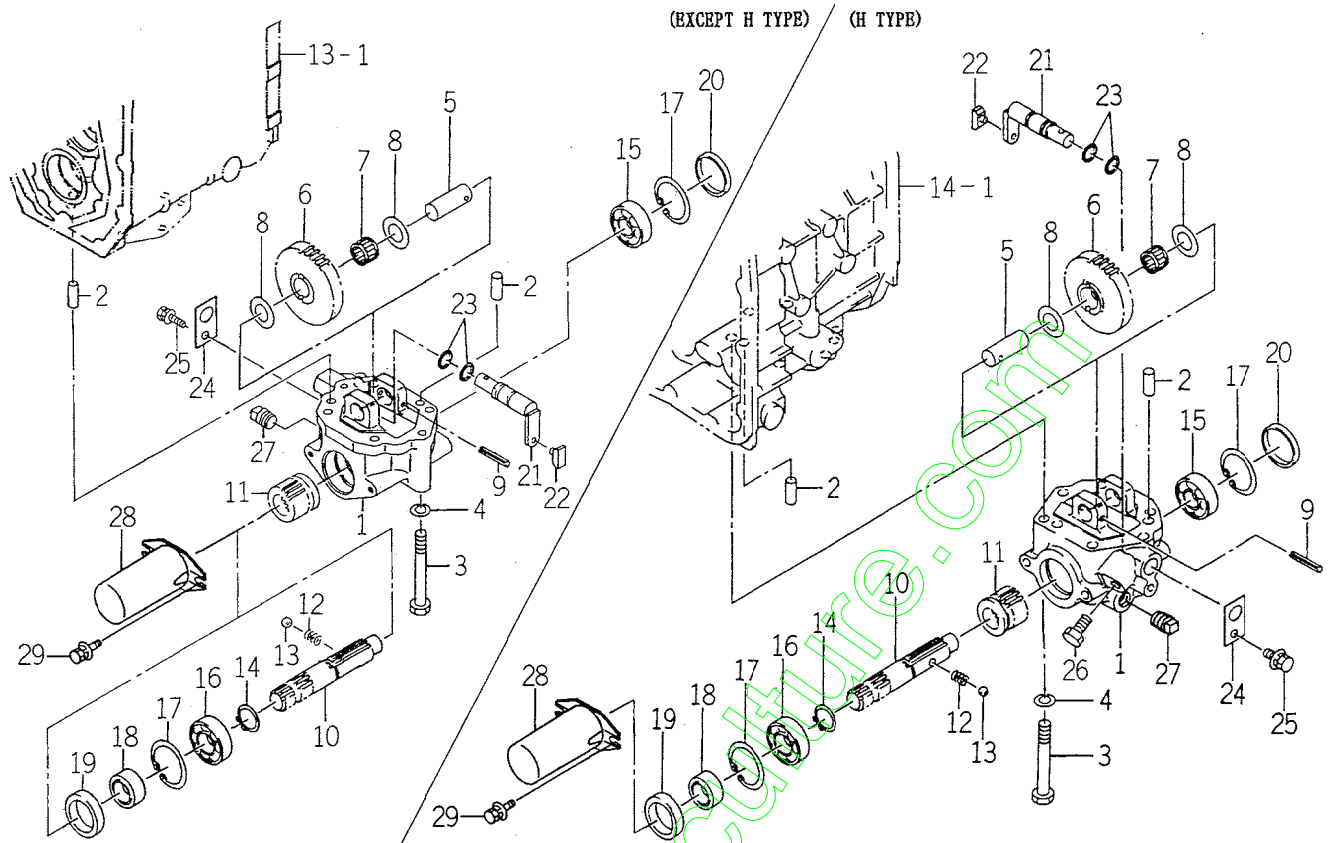


1684-216

KEY	PART CODE	DESCRIPTION	S P C	TYPE OF MODEL		I T C	C O L	G R P	REMARKS
				TM223					
1	1682-216-006-00	SHIFTER/PTO	*	1					
2	1302-225-003-00	SPRING, SHIFTER	*	1					
3	V682-200-001-00	BALL	*	1					
4	V500-162-502-50	PIN, SPLIT/2.5X25	*	1					
5	1682-216-001-10	STAY/SHIFT/PTO	*	1					
6	1672-216-310-00	ARM/SHIFT/PTO COMP	*	1					
7	V720-102-401-40	O-RING/P14	*	1					
8	1427-601-003-00	WASHER/15X24X2	*	1					
9	1682-216-270-10	ARM/PTO COMP	*	1					
10		WIRE	*	1					
11	V580-140-502-50	PIN, SPRING/5 X25 W	*	1					
12	1682-216-260-10	LEVER/PTO COMP	*	1					
13	3640-585-001-00	GLIP/YELLOW	*	1					
14	2149-601-031-00	SPRING/HCO24	*	1					
15	1682-216-007-10	BOLT/M8X45	*	1					
16	V304-460-008-00	NUT/M8	*	2					
17	1672-122-003-00	BOLT/TRINED	*	1					
18	V304-260-008-00	NUT/M 8	*	1					
19	1682-216-220-30	STAY/PTO/PARKIN COMP	*	1					
20	V211-261-002-00	BOLT, SEMS	*	1					
21	1425-621-004-00	CLAMP, HARNESS	*	1					
22	1684-216-001-00	GUIDE/CHANGE	*	1					
23	V211-360-802-50	BOLT, SEMS	*	2					
24	1682-216-230-20	STAY/PTO/PARKIN COMP	*	1					
25	V211-360-802-00	BOLT (SP) M8X20	*	2					



FIG. 36 MID PTO SYSTEM (M TYPE)



1682-255B

KEY	PART CODE	DESCRIPTION	S P C	TYPE OF MODEL		I T C	C O L	G R P	REMARKS
				TM223					
1	1682-255-201-10	CASE/PTO/MID	*	1					
2	V523-101-002-40	PIN	*	2					
3	V201-361-009-00	BOLT/M10X90	*	6					
4	V401-160-010-00	WASHER, SP/M10	*	6					
5	1682-255-203-00	PIN/20X54	*	1					
6	1682-255-202-00	GEAR/SPUR/34	*	1					
7	1682-255-002-20	BEARING/NEEDLE	*	1					
8	1480-212-003-00	COLLAR/21X36X1	*	2					
9	V580-140-604-00	PIN, SPRING/6 X40 W	*	1					
10	1682-255-204-00	SHAFT/PTO/MID	*	1					
11	1682-255-205-10	GEAR/SPUR/15	*	1					
12	1302-225-003-00	SPRING, SHIFTER	*	1					
13	V682-200-001-00	BALL	*	1					
14	V704-140-025-00	RING, SNAP/25 C	*	1					
15	V600-110-630-40	BEARING, RB/6304	*	1					
16	V600-110-620-50	BEARING, RB/6205	*	1					
17	V705-140-052-00	RING, SNAP/52 C	*	2					
18	1427-212-003-20	SLEEVE	*	1					
19	V744-135-520-80	SEAL, OIL/TC35528	*	1					
20	3625-701-003-00	CAP, BLANK/52	*	1					
21	1682-255-210-40	ARM/SHIFT/MID COMP	*	1					
22	2703-101-020-00	COLLAR, SHIFTER	*	1					
23	V720-102-401-40	O-RING/P14	*	2					
24	1620-255-208-00	PLATE/I/30X50	*	1					
25	V211-360-801-60	BOLT, SEMS (SP)	*	1					
26	V203-261-202-00	BOLT/M12X20	*	1					
27	V781-160-000-6B	PLUG/SCREW/SEAL	*	1					
28	1444-314-009-10	CAP, PTO SHAFT	*	1					
29	V210-360-602-00	BOLT/SP	*	1					

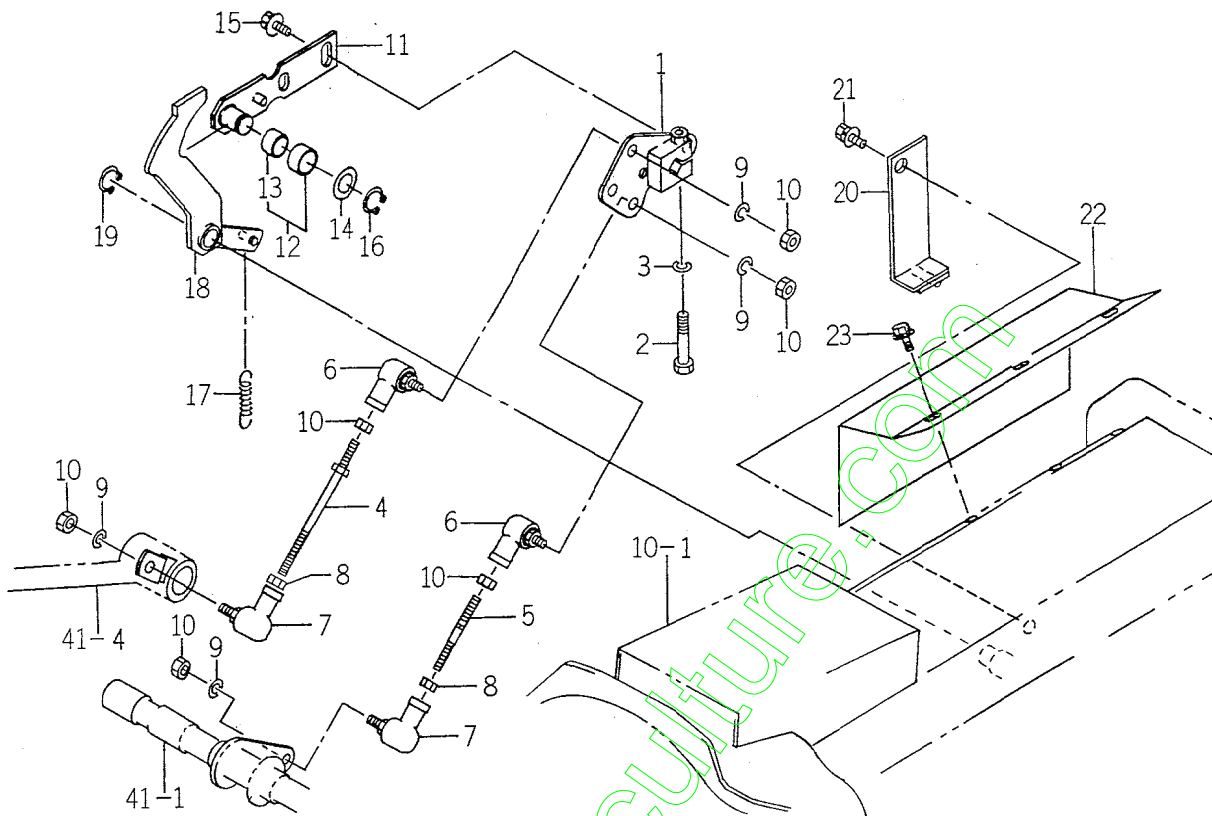








FIG. 40 LINK SYSTEM (H TYPE)



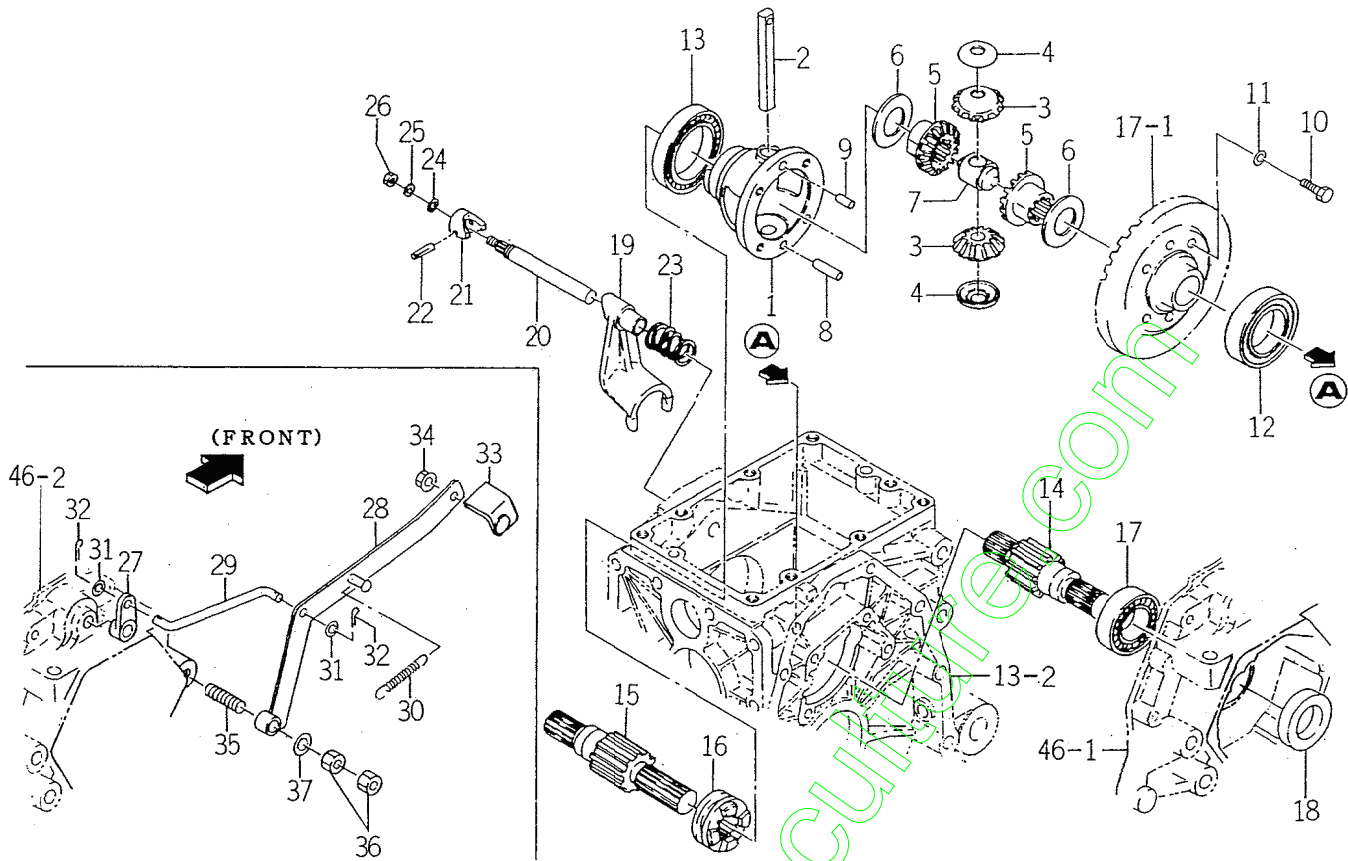
1685-271

KEY	PART CODE	DESCRIPTION	S P C	TYPE OF MODEL		I T C	C O L	G R P	REMARKS
				TM223					
1	1688-271-510-00	PIVOT/TRUNNION COMP	*	1					
2	V201-360-804-50	BOLT/M8X45/7T	*	1					
3	V401-160-008-00	WASHER, SP/M 8	*	1					
4	1685-271-510-00	ROD/M08X125 COMP	*	1					
5	1602-242-551-10	ROD/65	*	1					
6	1560-695-021-00	JOINT BALL M08RH	*	2					
7	1560-695-022-00	JOINT BALL M08LH	*	2					
8	1560-132-007-30	NUT/M8	*	2					
9	V401-160-008-00	WASHER, SP/M 8	*	4					
10	V304-260-008-00	NUT/M 8	*	6					
11	1683-271-500-30	ARM/NEUTRAL COMP	*	1					
12	1683-271-520-10	COLLAR/17X21X11 ASSY	*	1					
13	3643-420-004-00	BUSH/15X17X10	*	1					
14	3747-342-002-00	WASHER	*	1					
15	V211-360-801-60	BOLT, SEMS (SP)	*	2					
16	V704-140-015-00	RING, SNAP/15 C	*	1					
17	1105-410-003-00	SPRING/HE067	*	1					
18	1688-271-580-00	ARM COMP	*	1					
19	V704-140-015-00	RING, SNAP/15 C	*	1					
20	1688-271-590-10	PLATE COMP	*	1					
21	V211-361-002-50	BOLT/SP	*	1					
22	1685-271-051-00	COVER/TRUNNION	*	1					
23	V210-360-601-60	BOLT (SP) /M6X16	*	3					





FIG. 43 DIFF SYSTEM (EXCEPT H TYPE)

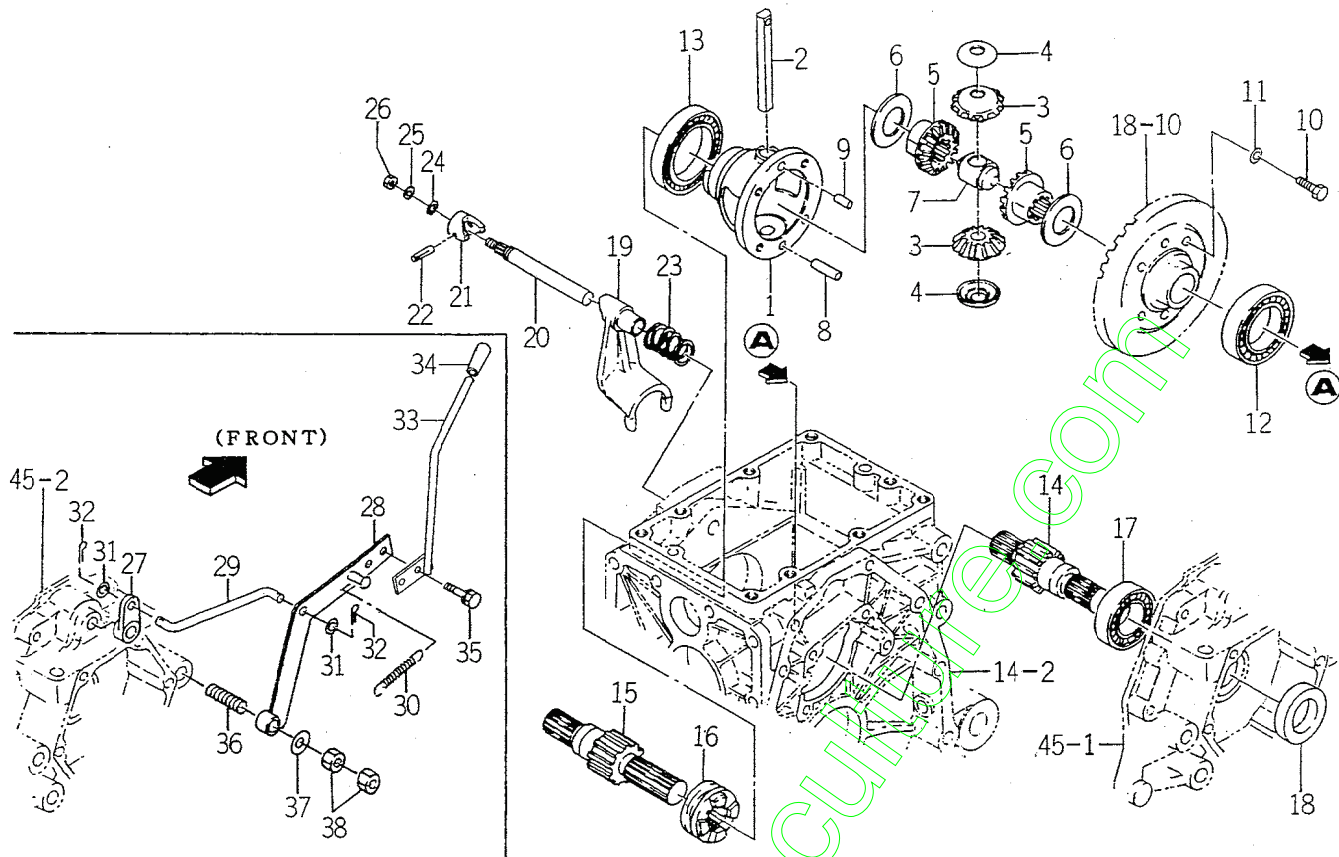


1684-301

KEY	PART CODE	DESCRIPTION	S P C	TYPE OF MODEL		I T C	C O L	G R P	REMARKS
				TM223					
1	1427-301-002-20	CASE, DIFF	*	1					
2	1444-411-006-00	SHAFT, DIFF. PINION	*	1					
3	1672-301-003-00	PINION/BEVEL/12	*	2					
4	1427-301-005-00	COLLAR, PINION THRUST	*	2					
5	1672-301-004-00	GEAR/BEVEL/14	*	2					
6	1427-301-007-00	COLLAR, THRUST	*	2					
7	1427-301-009-00	HOLDER, PINION SHAFT	*	1					
8	1672-301-002-00	PIN	*	1					
9	V522-100-801-60	PIN	*	1					
10	1544-304-006-10	BOLT/M8X25	*	4					
11	V401-160-008-00	WASHER, SP/M 8	*	4					
12	1600-301-004-00	BEARING/BALL	*	1					
13	V600-110-601-00	BEARING, RB/6010	*	1					
14	1684-301-001-00	GEAR/SPUR/11/LH	*	1					
15	1684-301-002-00	GEAR/SPUR/11/RH	*	1					
16	1427-301-013-20	CLUTCH/DIFFLOCK	*	1					
17	V600-110-620-60	BEARING, RB/6206	*	2					
18	V744-130-450-80	SEAL, OIL/TC30458	*	2					
19	1427-301-014-10	FORK/SHIFT/DIFFLOCK	*	1					
20	1427-301-015-00	STAY, SHIFTER	*	1					
21	1427-301-016-00	CAM, DIFF-LOCK	*	1					
22	V530-240-502-40	PIN/SLITTED	*	1					
23	1427-301-018-00	SPRING, PRESS/40	*	1					
24	V720-102-401-00	O-RING/P10A	*	1					
25	V401-160-010-00	WASHER, SP/M10	*	1					
26	V304-260-010-00	NUT	*	1					
27	1427-301-019-00	ARM/DIFFLOCK	*	1					
28	1682-301-200-00	PEDAL/DIFFROCK COMP	*	1					
29	1672-301-001-00	ROD/130	*	1					
30	1427-301-021-00	SPRING, TENSION/121	*	1					



FIG. 44 DIFF SYSTEM (H TYPE)



1685-301

KEY	PART CODE	DESCRIPTION	S P C	TYPE OF MODEL		I T C	C O L	G R P	REMARKS
				TM223					
1	1427-301-002-20	CASE, DIFF	*	1					
2	1444-411-006-00	SHAFT, DIFF. PINION	*	1					
3	1672-301-003-00	PINION/BEVEL/12	*	2					
4	1427-301-005-00	COLLAR, PINION THRUST	*	2					
5	1672-301-004-00	GEAR/BEVEL/14	*	2					
6	1427-301-007-00	COLLAR, THRUST	*	2					
7	1427-301-009-00	HOLDER, PINION SHAFT	*	1					
8	1672-301-002-00	PIN	*	1					
9	V522-100-801-60	PIN	*	1					
10	1544-304-006-10	BOLT/M8X25	*	4					
11	V401-160-008-00	WASHER, SP/M 8	*	4					
12	V600-110-600-90	BEARING, RB/6009	*	1					
13	V600-110-601-00	BEARING, RB/6010	*	1					
14	1427-301-011-10	PINION, WHEEL/11. L	*	1					
15	1427-301-012-10	PINION, WHEEL/11. R	*	1					
16	1427-301-013-10	CLUTCH, DIFF-LOCK	*	1					
17	V600-110-620-60	BEARING, RB/6206	*	2					
18	V744-130-450-80	SEAL, OIL/TC30458	*	2					
19	1427-301-014-10	FORK/SHIFT/DIFFLOCK	*	1					
20	1427-301-015-00	STAY, SHIFTER	*	1					
21	1427-301-016-00	CAM, DIFF-LOCK	*	1					
22	V530-240-502-40	PIN/SLITTED	*	1					
23	1427-301-018-00	SPRING, PRESS/40	*	1					
24	V720-102-401-00	O-RING/P10A	*	1					
25	V401-160-010-00	WASHER, SP/M10	*	1					
26	V304-260-010-00	NUT	*	1					
27	1427-301-019-00	ARM/DIFFLOCK	*	1					
28	1683-301-500-00	ARM/DIFFLOCK COMP	*	1					
29	1672-301-001-00	ROD/130	*	1					
30	1427-301-021-00	SPRING, TENSION/121	*	1					



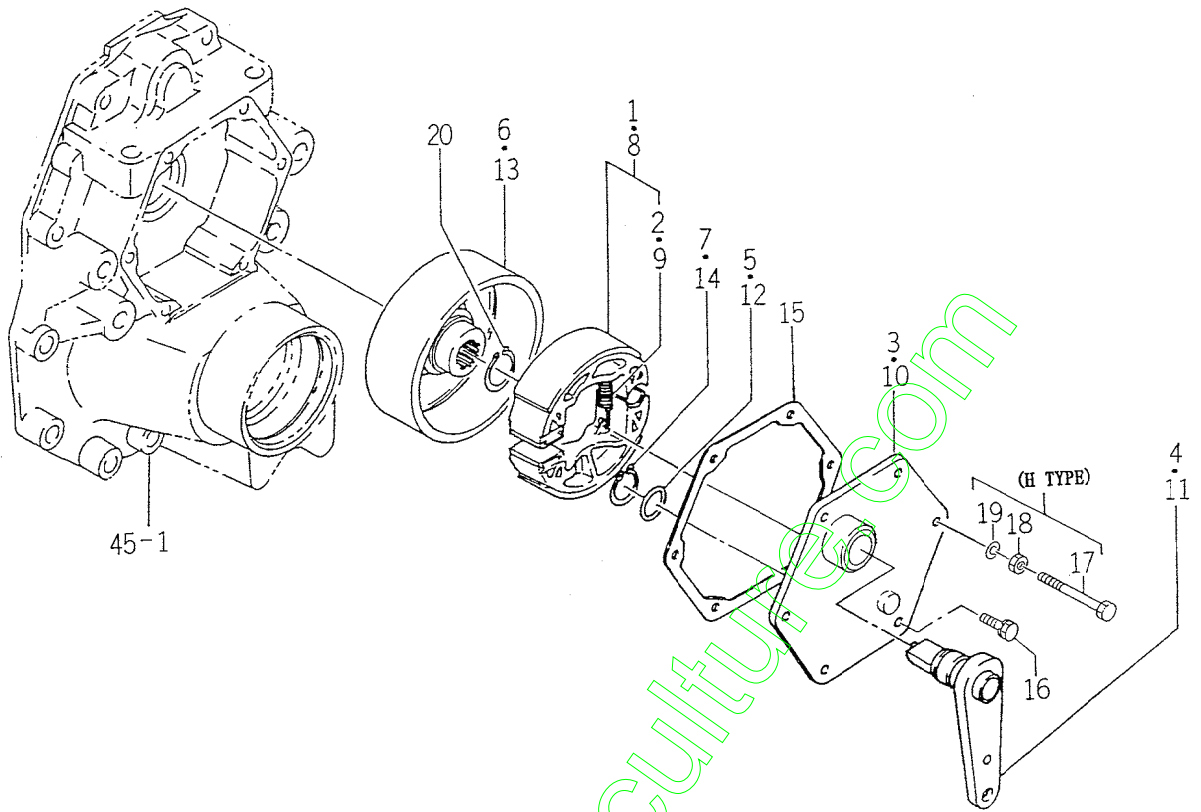








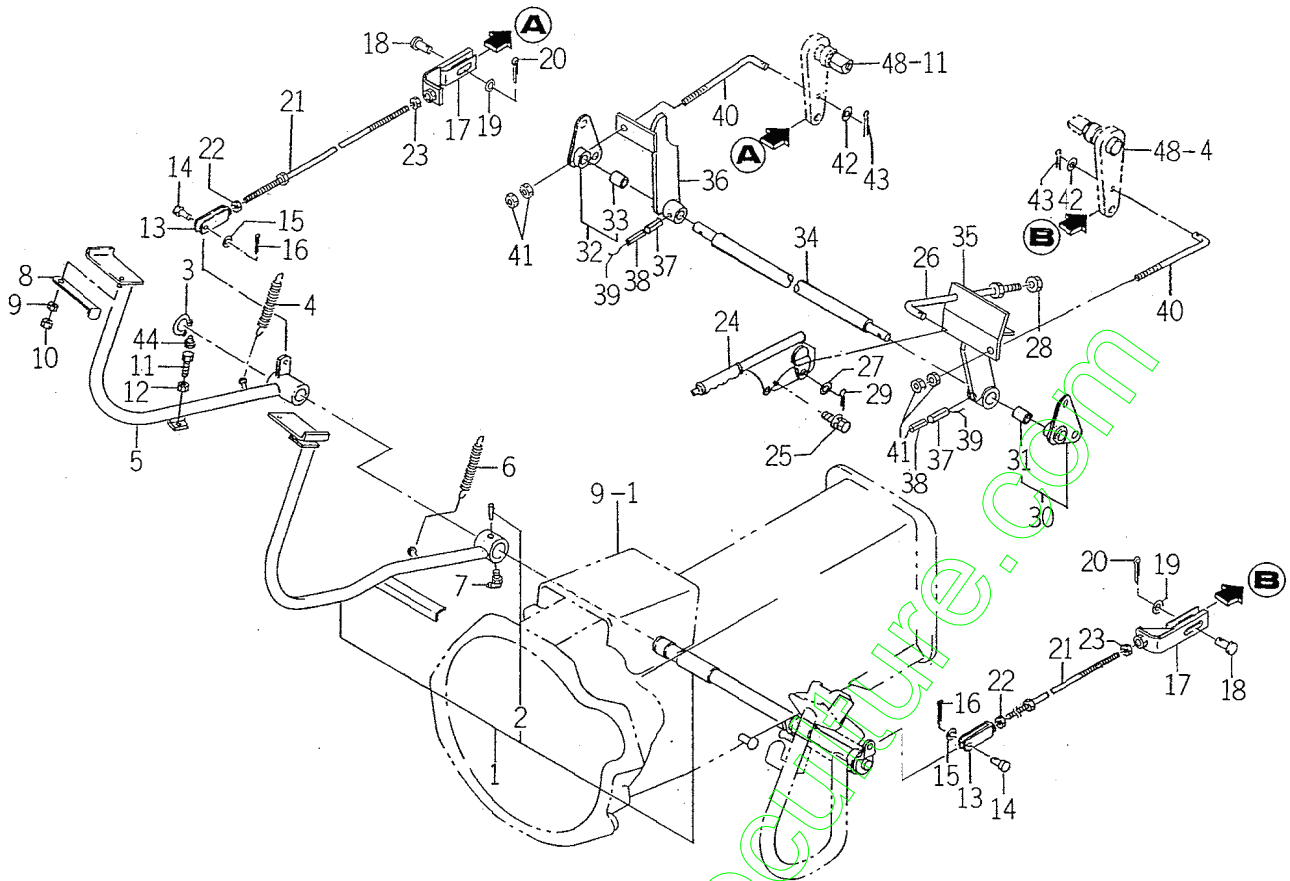
FIG. 48 BRAKE SYSTEM (1)



1682-310A

KEY	PART CODE	DESCRIPTION	S P C	TYPE OF MODEL		I T C	C O L	G R P	REMARKS
				TM223					
1	1434-310-220-00	BRAKE/SHOE ASSY	*	1					
2	1427-310-001-00	SPRING, TENSION	*	2					
3	1427-310-220-10	COVER, BRAKE	*	1					
4	1427-310-230-00	PIN/BRAKE CAM/L COMP	*	1					
5	V720-102-401-80	O-RING/P18	*	1					
6	1427-310-003-10	DRUM/BRAKE	*	1					
7	V704-140-022-00	RING, SNAP/22 C	*	1					
8	1434-310-220-00	BRAKE/SHOE ASSY	*	1					
9	1427-310-001-00	SPRING, TENSION	*	2					
10	1427-310-220-10	COVER, BRAKE	*	1					
11	1427-310-270-00	PIN/BRAKE CAM/R COMP	*	1					
12	V720-102-401-80	O-RING/P18	*	1					
13	1427-310-003-10	DRUM/BRAKE	*	1					
14	V704-140-022-00	RING, SNAP/22 C	*	1					
15	1427-310-002-10	PACKING/COVER BRAKE	*	2					
16	V211-260-802-00	BOLT, SEMS (S)	*	11					
16	V211-260-802-00	BOLT, SEMS (S)	*	12					
17	1688-310-001-00	BOLT/M8X80	*	1					
18	V304-260-008-00	NUT/M 8	*	1					
19	V401-160-008-00	WASHER, SP/M 8	*	1					
20	V704-140-025-00	RING, SNAP/25 C	*	2					

FIG. 49 BRAKE SYSTEM (2) (EXCEPT H,E1 TYPE)

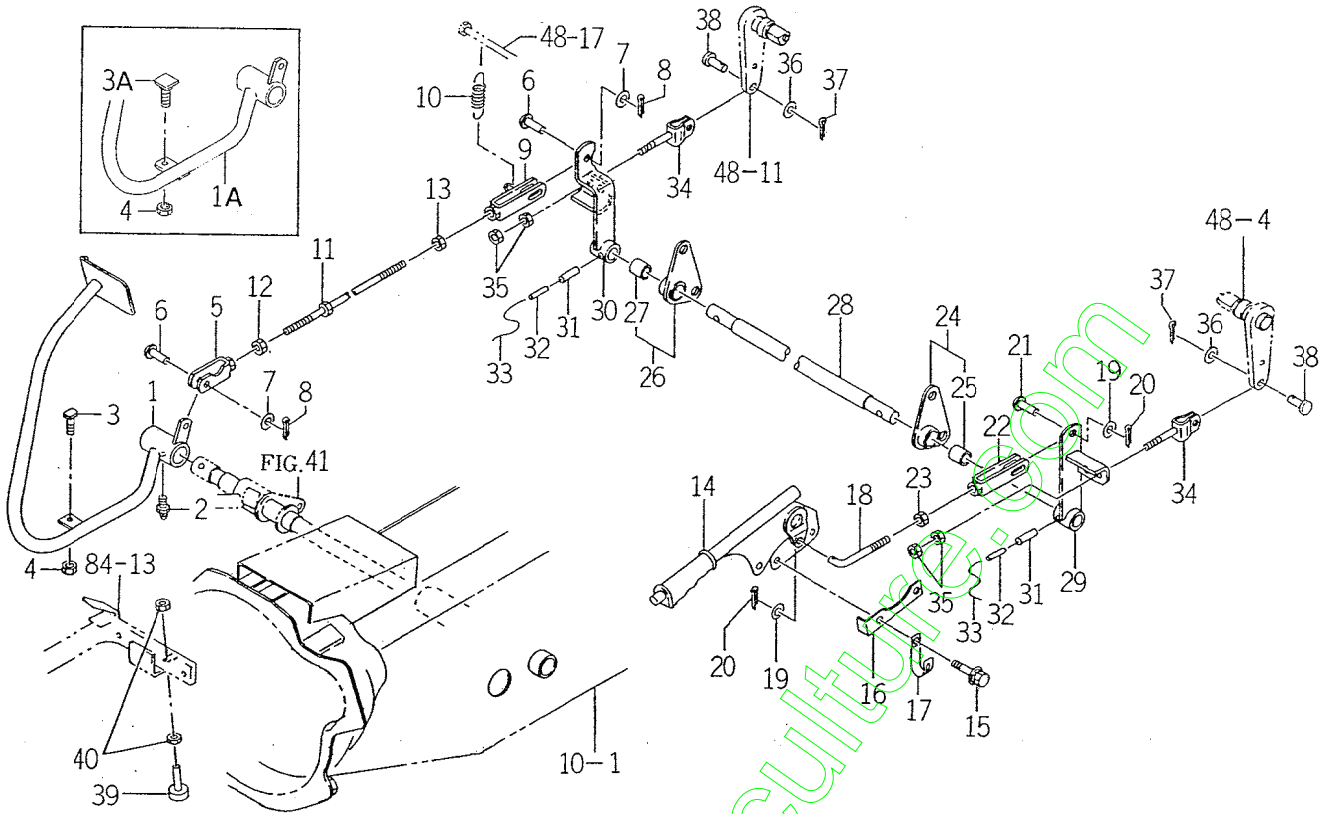


1684-312

KEY	PART CODE	DESCRIPTION	S P C	TYPE OF MODEL		I T C	C O L	G R P	REMARKS
				TM223					
1	1684-312-300-10	PEDAL/BRAKE/LH SET	*	1					
2	V511-100-805-00	PIN, TAPER/8X50	*	1					
3	V704-140-022-00	RING, SNAP/22 C	*	1					
4	1105-106-001-00	SPRING/HC094	*	1					
5	1682-312-240-20	PEDAL/BRAKE/RH COMP	*	1					
6	1105-106-001-00	SPRING/HC094	*	1					
7	V763-150-000-00	NIPPLE, GREASE/PT1/8	*	1					
8	1684-312-001-00	PLATE/LOCK	*	1					
9	V304-260-008-00	NUT/M 8	*	1					
10	P120-605-031-00	U-NUT	*	1					
11	1672-122-003-00	BOLT/TRIMED	*	1					
12	V304-260-008-00	NUT/M 8	*	1					
13	1415-312-500-00	YOKE, LH	*	2					
14	1404-312-006-00	PIN, YOKE A	*	2					
15	V411-260-008-00	WASHER, PL/M 8	*	2					
16	V500-162-002-00	PIN, SPLIT/2 X20	*	2					
17	1684-312-260-10	YOKE COMP	*	2					
18	1404-312-006-00	PIN, YOKE A	*	2					
19	V411-260-008-00	WASHER, PL/M 8	*	2					
20	V500-163-002-00	PIN, SPLIT/3 X20	*	2					
21	1684-312-230-00	ROD/BRAKE COMP	*	2					
22	1560-132-007-30	NUT/M8	*	2					
23	V304-260-008-00	NUT/M 8	*	2					
24	1682-312-260-00	LEVER/PARKING COMP	*	1					
25	V211-360-802-50	BOLT, SEMS	*	2					
26	1682-312-005-10	ROD/150	*	1					
27	V411-260-008-00	WASHER, PL/M 8	*	1					
28	V304-260-008-00	NUT/M 8	*	1					
29	V500-162-502-00	PIN, SPLIT/2.5X20	*	1					
30	1682-312-300-00	HOLDER/SHAFT/LH ASSY	*	1					



FIG. 50 BRAKE SYSTEM (2) (H TYPE)



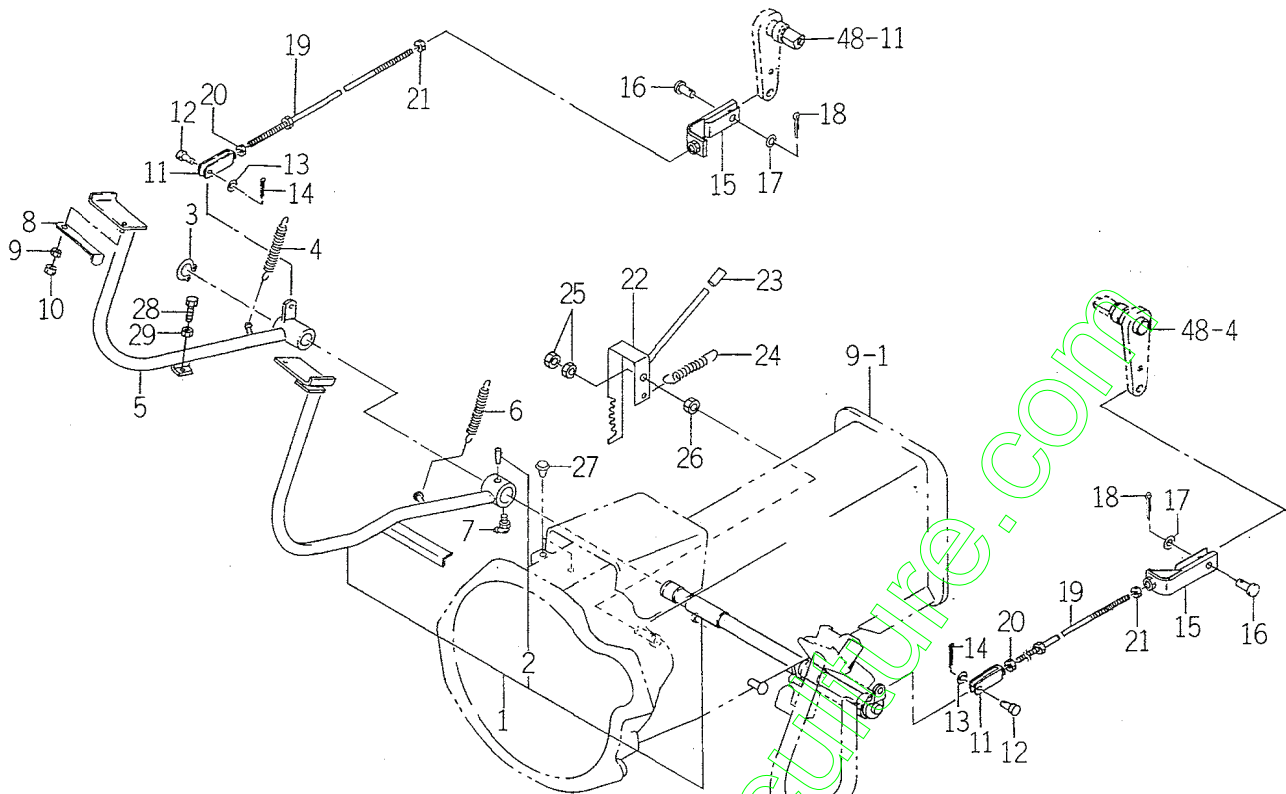
1688-312

KEY	PART CODE	DESCRIPTION	S P C	TYPE OF MODEL		I T C	C O L	G R P	REMARKS
				TM223					
1	1688-312-510-20	PEDAL/BRAKE COMP	*	1	-51				
1A	1688-312-510-30	PEDAL/BRAKE COMP	*	1	52-		1		
2	V763-150-000-00	NIPPLE, GREASE/PT1/8	*	1					
3	1688-312-001-00	BOLT/ADJUST	*	1	-51				
3A	1688-312-260-00	BOLT/ADJUST COMP	*	1	52-				
4	V304-260-008-00	NUT/M 8	*	1					
5	1415-312-500-00	YOKE, LH	*	1					
6	1404-312-006-00	PIN, YOKE A	*	2					
7	V411-260-008-00	WASHER, PL/M 8	*	2					
8	V500-162-002-00	PIN, SPLIT/2 X20	*	2					
9	1683-312-580-00	FORK/BRAKE COMP	*	1					
10	1560-404-002-30	SPRING	*	1					
11	1683-312-570-00	ROD/BRAKE COMP	*	1					
12	1560-132-007-30	NUT/M8	*	1					
13	V304-260-008-00	NUT/M 8	*	1					
14	1682-312-260-00	LEVER/PARKING COMP	*	1					
15	V211-360-802-50	BOLT, SEMS	*	2					
16	1683-312-002-00	STOPPER/PARKING	*	1					
17	1425-621-004-00	CLAMP, HARNESS	*	1					
18	1683-312-003-00	ROD/80	*	1					
19	V411-260-008-00	WASHER, PL/M 8	*	2					
20	V500-162-002-00	PIN, SPLIT/2 X20	*	2					
21	1404-312-006-00	PIN, YOKE A	*	1					
22	1510-328-260-00	YOKE COMP	*	1					
23	V304-260-008-00	NUT/M 8	*	1					
24	1682-312-300-00	HOLDER/SHAFT/LH ASSY	*	1					
25	3668-612-001-00	BUSH	*	1					
26	1682-312-310-00	HOLDER/SHAFT/RH ASSY	*	1					
27	3668-612-001-00	BUSH	*	1					
28	1682-312-004-10	SHAFT/PARKING	*	1					





FIG. 51 BRAKE SYSTEM (2) (E1 TYPE)



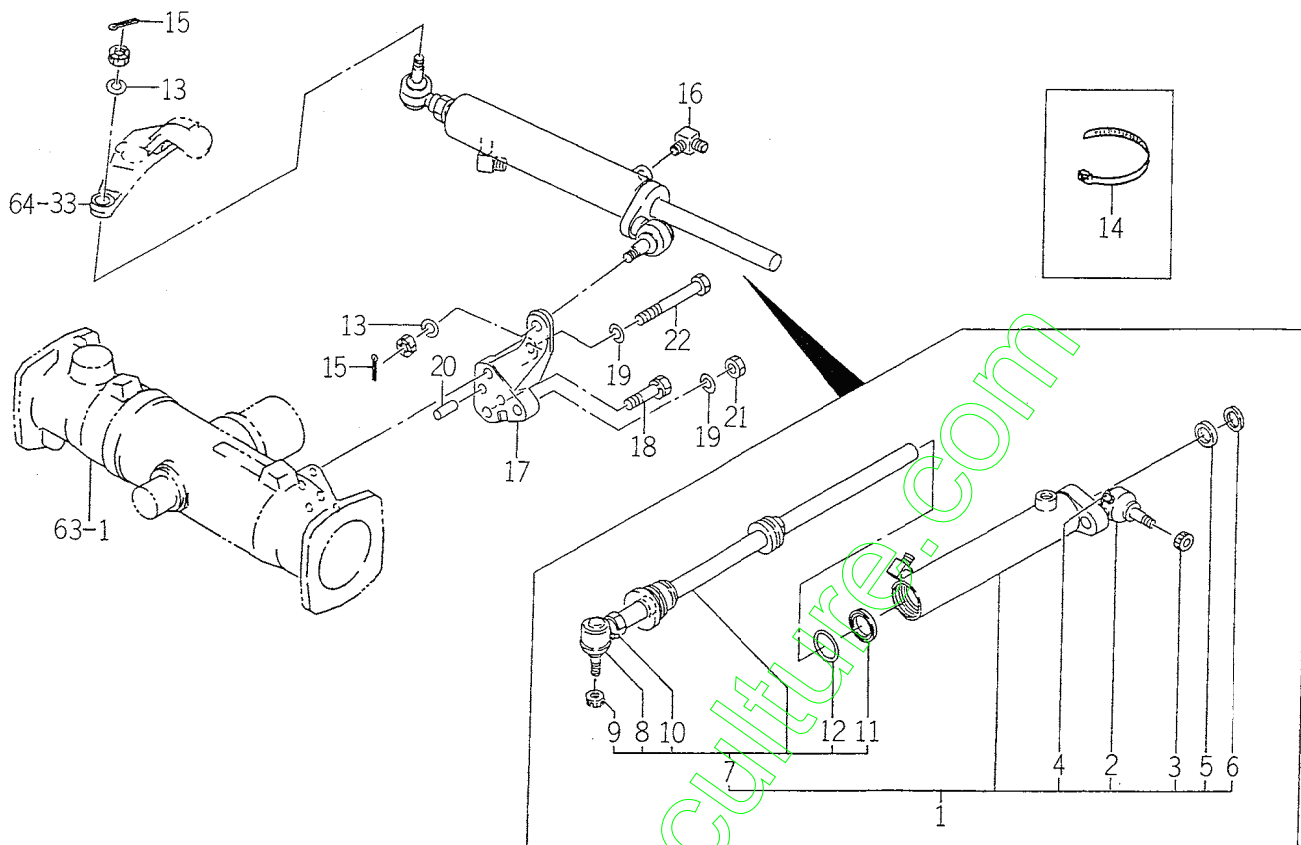
1684-312A

KEY	PART CODE	DESCRIPTION	S P C	TYPE OF MODEL		I T C	C O L	G R P	REMARKS
				TM223					
1	1684-312-300-10	PEDAL/BRAKE/LH SET	*	1					
2	V511-100-805-00	PIN, TAPER/8X50	*	1					
3	V704-140-022-00	RING, SNAP/22 C	*	1					
4	1105-106-001-00	SPRING/HC094	*	1					
5	1682-312-240-20	PEDAL/BRAKE/RH COMP	*	1					
6	1105-106-001-00	SPRING/HC094	*	1					
7	V763-150-000-00	NIPPLE, GREASE/PT1/8	*	1					
8	1675-312-051-00	LOCKPLATE	*	1					
9	V304-260-008-00	NUT/M 8	*	1					
10	P120-605-031-00	U-NUT	*	1					
11	1415-312-500-00	YOKE, LH	*	2					
12	1404-312-006-00	PIN, YOKE A	*	2					
13	V411-260-008-00	WASHER, PL/M 8	*	2					
14	V500-162-002-00	PIN, SPLIT/2 X20	*	2					
15	1684-312-280-10	YORK COMP	*	2					
16	1404-312-006-00	PIN, YOKE A	*	2					
17	V411-260-008-00	WASHER, PL/M 8	*	2					
18	V500-163-002-00	PIN, SPLIT/3 X20	*	2					
19	1684-312-230-00	ROD/BRAKE COMP	*	2					
20	1560-132-007-30	NUT/M8	*	2					
21	V304-260-008-00	NUT/M 8	*	2					
22	1682-312-340-10	ARM/PARKING COMP	*	1					
23	1672-312-001-00	TUBE/10X13X30	*	1					
24	3631-671-003-00	SPRING, ROD COVER	*	1					
25	V304-260-010-00	NUT	*	2					
26	V305-260-012-00	NUT/M12	*	1					
27	1432-616-002-00	RUBBER, CUSHION	*	2					
28	1672-122-003-00	BOLT/TRIMED	*	1					
29	V304-260-008-00	NUT	*	1					





FIG. 54 CYLINDER SYSTEM

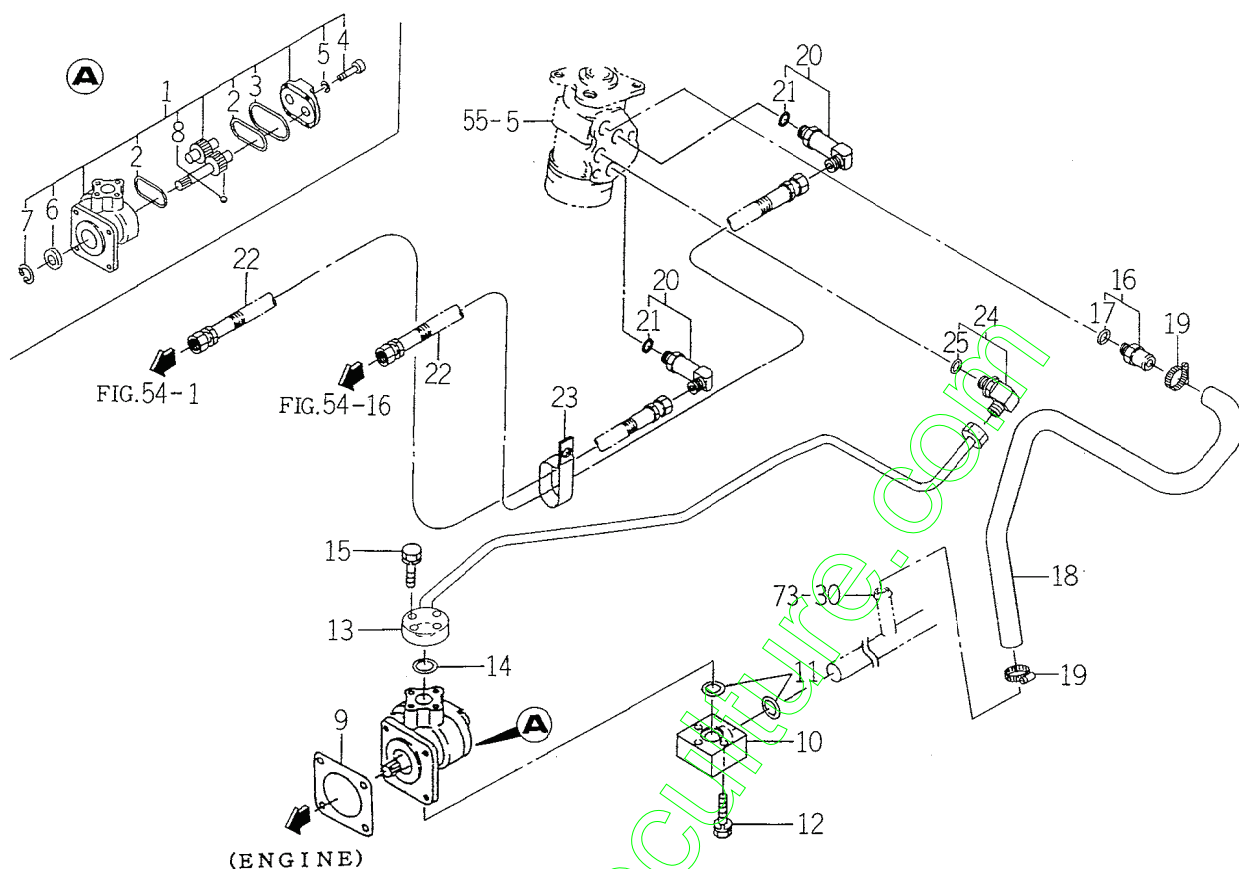


1682-403

KEY	PART CODE	DESCRIPTION	S P C	TYPE OF MODEL		I T C	C O L	G R P	REMARKS
				TM223					
1	1682-403-200-30	CYLINDER/TIEROD ASSY	*	1					
2	1404-402-001-00	COVER, DUST	*	1					
3	1404-402-002-00	NUT, SLOTTED	*	1					
4	1427-433-241-00	NIPPLE, GREASE/PT1/4	*	1					
5	K185-031-302-00	SEAL/ROD	*	1					
6	K185-031-303-00	SEAL/DUST	*	1					
7	1682-403-250-20	ROD/PISTON ASSY	*	1					
8	1404-402-001-00	COVER, DUST	*	1					
9	1404-402-002-00	NUT, SLOTTED	*	1					
10	1427-433-241-00	NIPPLE, GREASE/PT1/4	*	1					
11	1672-403-003-00	PACKING/PISTON	*	1					
12	V720-113-502-90	RING/O	*	1					
13	V401-160-012-00	WASHER, SP/M12	*	2					
14	1342-402-006-00	BAND, WIRE/250	*	1					
15	V500-162-002-50	PIN, SPLIT/2 X25	*	2					
16	3768-185-022-10	ADAPTER (90° /PUMP)	*	1					
17	1682-403-001-30	STAY/CYLINDER	*	1					
18	V211-561-003-50	BOLT/S	*	1					
19	V401-160-010-00	WASHER, SP/M10	*	2					
20	V523-101-002-40	PIN	*	2					
21	V304-260-010-00	NUT	*	1					
22	V201-361-008-50	BOLT	*	1					



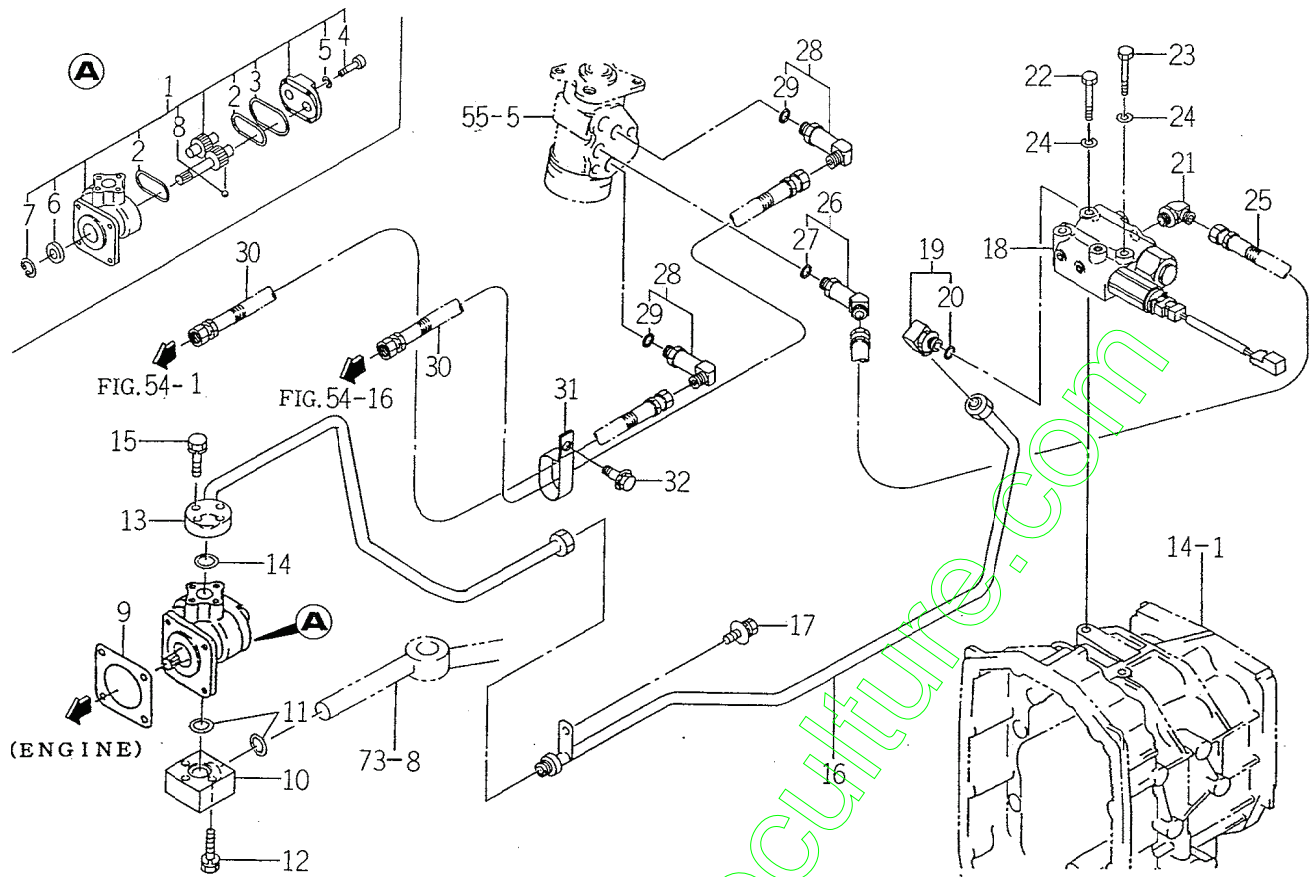
FIG. 56 PIPING SYSTEM (EXCEPT H TYPE)



1684-408

KEY	PART CODE	DESCRIPTION	S P C	TYPE OF MODEL		I T C	C O L	G R P	REMARKS
				TM223					
1	1685-408-200-00	PUMP/GEAR/R ASSY	*	1					
2	1672-508-262-00	GASKET	*	2					
3	1672-508-263-00	GASKET	*	1					
4	V220-540-802-50	SCREW/SOCKET	*	4					
5	1672-508-264-00	WASHER	*	4					
6	V744-114-280-70	SEAL, OIL	*	1					
7	V705-140-028-00	RING, SNAP/28 C	*	1					
8	V682-200-001-00	BALL	*	2					
9	1404-503-006-00	PACKING, OIL PUMP	*	1					
10	1685-408-002-00	FLANGE/SUC	*	1					
11	V720-112-402-00	O-RING/P20	*	2					
12	V210-260-604-50	BOLT, SEMS/M64X45	*	3					
13	1684-408-210-00	PIPE/U COMP	*	1					
14	V720-112-402-00	O-RING/P20	*	1					
15	V210-260-603-00	BOLT(S) M6X30	*	4					
16	1682-408-230-00	ADAPTER/PF1/4 ASSY	*	1					
17	V720-112-401-10	RING/O	*	1					
18	1672-408-002-00	HOSE/TANK	*	1					
19	J061-116-025-00	CLAMP/WORM/16-25	*	2					
20	P113-211-330-00	ELBOW/90°/L ASSY	*	2					
21	V720-112-401-10	RING/O	*	2					
22	1682-408-220-00	HOSE/DERIVERY ASSY	*	2					
23	1444-101-016-10	CLAMP, RADIATOR HOSE	*	1					
24	1672-408-210-00	ADAPTER/L/PF1/4 ASSY	*	1					
25	V720-112-401-10	O-RING/P10	*	1					

FIG. 57 PIPING SYSTEM (H TYPE)



1685-408

KEY	PART CODE	DESCRIPTION	S P C	TYPE OF MODEL		I T C	C O L	G R P	REMARKS
				TM223					
1	1685-408-200-00	PUMP/GEAR/R ASSY	*	1					
2	1672-508-262-00	GASKET	*	2					
3	1672-508-263-00	GASKET	*	1					
4	V220-540-802-50	SCREW/SOCKET	*	4					
5	1672-508-264-00	WASHER	*	4					
6	V744-114-280-70	SEAL, OIL	*	1					
7	V705-140-028-00	RING, SNAP/28 C	*	1					
8	V682-200-001-00	BALL	*	2					
9	1404-503-006-00	PACKING, OIL PUMP	*	1					
10	1685-408-002-00	FLANGE/SUC	*	1					
11	V720-112-402-00	O-RING/P20	*	2					
12	V210-260-604-50	BOLT, SEMS/M64X45	*	3					
13	1685-408-210-00	PIPE/VALVE/F COMP	*	1					
14	V720-112-402-00	O-RING/P20	*	1					
15	V210-260-603-00	BOLT(S) M6X30	*	4					
16	1685-408-220-10	PIPE/VALVE/R COMP	*	1		1			
17	V211-360-801-60	BOLT, SEMS (SP)	*	1					
18	K200-053-000-00	VALVE ASSY	*	1					FIG 102
19	1672-408-210-00	ADAPTER/L/PF1/4 ASSY	*	1					
20	V720-112-401-10	RING/O	*	1					
21	P117-202-015-00	ELBOW	*	1					
22	V201-260-806-00	BOLT/M 8X60	*	2					
23	V201-260-805-50	BOLT/M 8X55	*	1					
24	V401-160-008-00	WASHER, SP/M 8	*	3					
25	1683-273-570-10	HOSE/1350 ASSY	*	1					
26	P113-211-300-00	ELBOW/45° ASSY	*	1					
27	V720-112-401-10	RING/O	*	1					
28	P113-211-330-00	ELBOW/90°/L ASSY	*	2					
29	V720-112-401-10	RING/O	*	2					
30	1682-408-220-00	HOSE/DERIVERY ASSY	*	2					





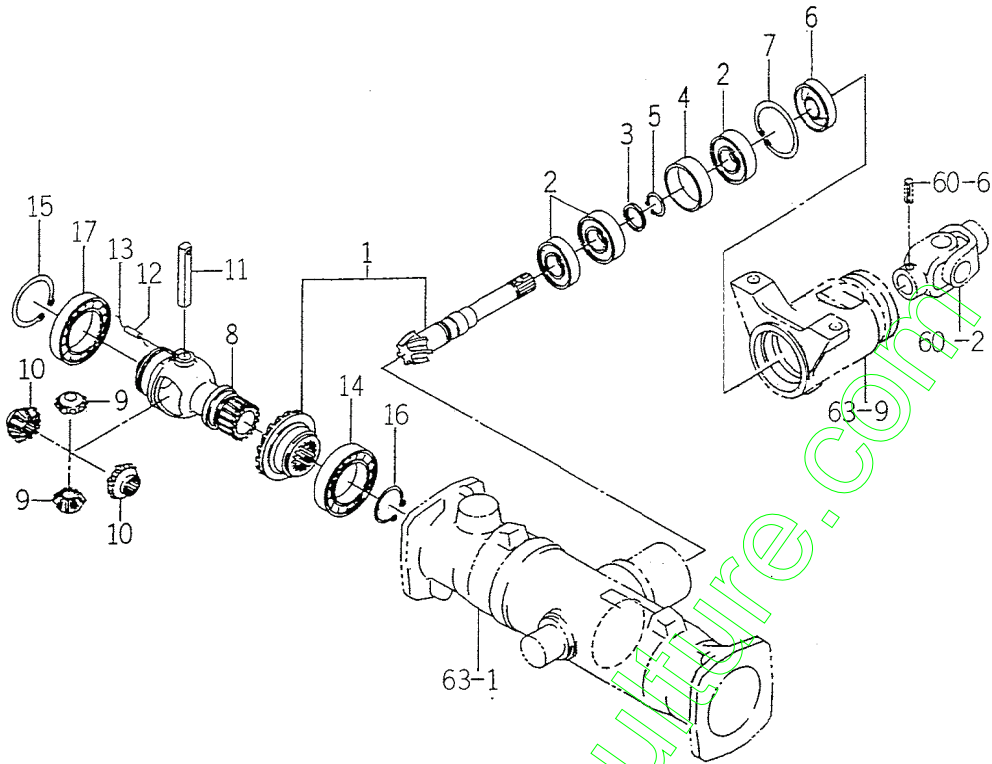








FIG. 62 DRIVE PINION SYSTEM

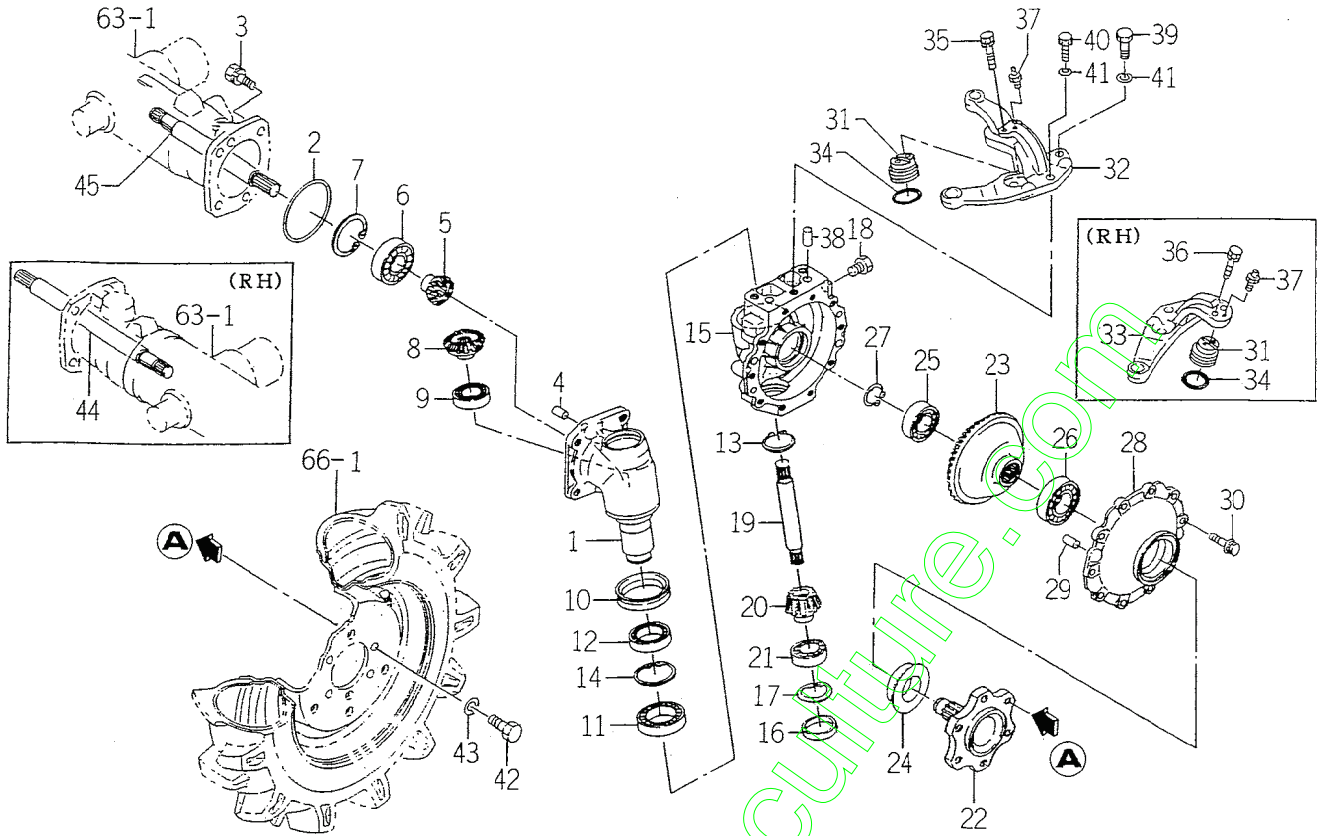


1682-432

KEY	PART CODE	DESCRIPTION	S T C	TYPE OF MODEL		I T C	C O L	G R P	REMARKS
				TM223					
1	1682-432-200-00	PINION/BEVEL SET	*	1					
2	1594-221-001-00	BEARING/BALL 6205SH2	*	3					
3	1507-216-004-10	COLLAR/25X32X3	*	1					
4	1650-432-001-00	COLLAR/48X52X17	*	1					
5	V704-140-025-00	RING, SNAP/25 C	*	1					
6	1427-432-016-00	SEAL, OIL/21	*	1					
7	V705-140-052-00	RING, SNAP/52 C	*	1					
8	1614-432-002-00	CASE/DIFF	*	1					
9	1672-432-001-00	PINION/BEVEL/11	*	2					
10	1672-432-002-10	GEAR/BEVEL/15	*	2		1			
11	1614-432-006-00	PIN/12X75	*	1					
12	V580-140-502-50	PIN SPRING/5 X25 W	*	1					
13		WIRE	*	1					
14	V600-110-601-00	BEARING, RB/6010	*	1					
15	V706-140-055-00	RING/SNAP	*	1					
16	V706-140-040-00	RING/SNAP	*	1					
17	V600-110-691-10	BEARING	*	1					



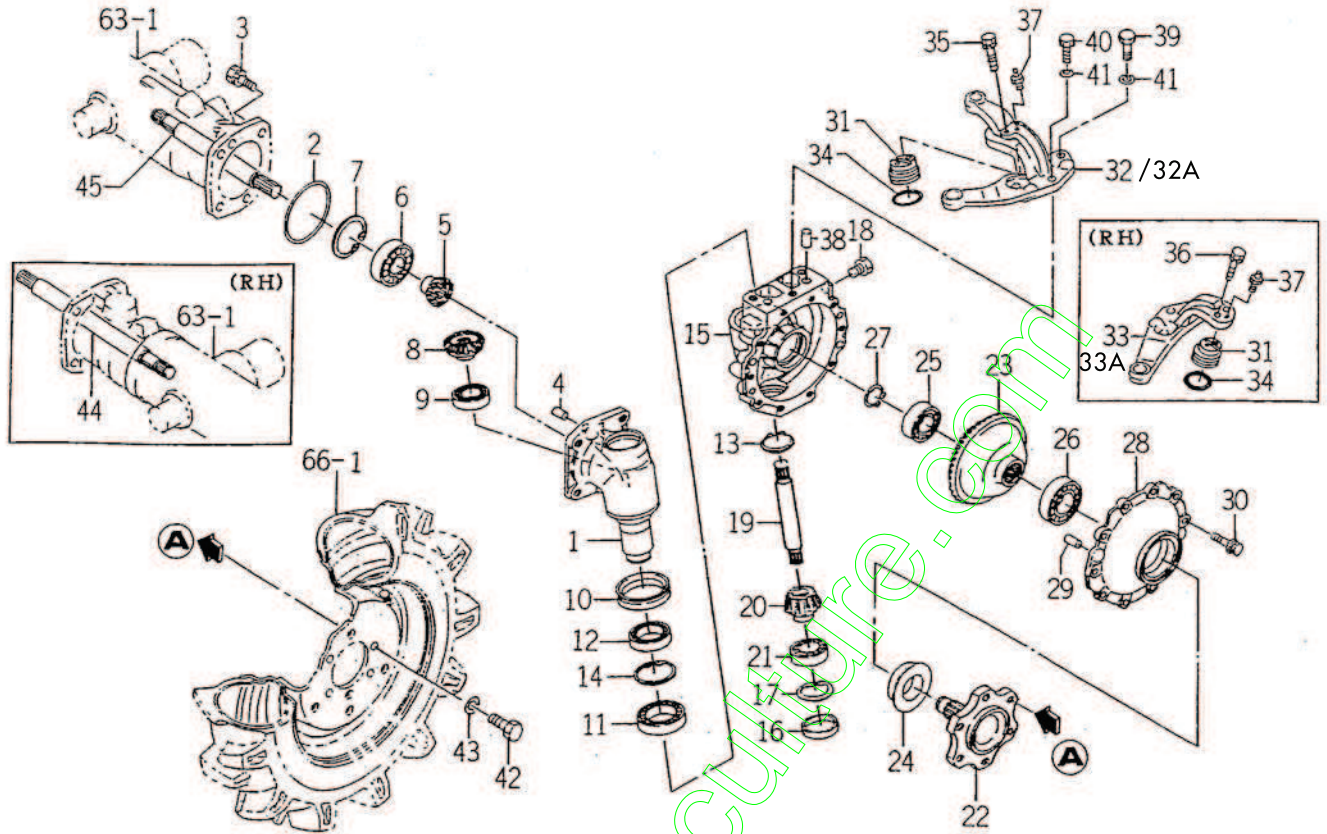
FIG. 64 FINAL GEAR, FINAL, DRIVE SHAFT SYSTEM



1682-434

KEY	PART CODE	DESCRIPTION	S P C	TYPE OF MODEL		I T C	C O L	G R P	REMARKS
				TM223					
1	1682-434-001-30	CASE/FINAL	*	2			3		
2	V721-103-109-00	O-RING/G90	*	2					
3	V211-561-003-00	BOLT/M10X30	*	8					
4	V523-101-002-40	PIN	*	4					
5	1672-434-002-00	GEAR/BEVEL/11	*	2					
6	V600-110-630-50	BEARING, RB/6305	*	2					
7	V707-140-062-00	RING/SNAP	*	2					
8	1672-434-003-00	GEAR/BEVEL/15	*	2					
9	V600-110-600-50	BEARING, RB/6005	*	2					
10	1488-413-023-10	SEAL, OIL	*	2					
11	V600-110-690-70	BEARING	*	2					
12	V600-110-600-80	BEARING, RB/6008	*	2					
13	V704-140-035-00	RING, SNAP/35 C	*	2					
14	V707-140-055-00	RING/SNAP	*	2					
15	1672-434-011-00	CASE/FINAL	*	2					
16	1564-201-003-00	CAP/SEAL/47	*	2					
17	V705-140-047-00	RING, SNAP/47 C	*	2					
18	7955-201-026-00	PLUG, DRAIN (1/4)	*	4					
19	1612-434-006-00	SHAFT	*	2					
20	1672-434-007-00	GEAR/BEVEL/12	*	2					
21	V600-110-600-50	BEARING, RB/6005	*	2					
22	1682-434-007-00	SHAFT/WHEEL	*	2					
23	1672-434-008-00	GEAR/BEVEL/47	*	2					
24	1491-434-017-00	SEAL/QLNY35571116	*	2					
25	V600-110-620-50	BEARING, RB/6205	*	2					
26	V600-110-620-60	BEARING, RB/6206	*	2					
27	V704-140-025-00	RING, SNAP/25 C	*	2					
28	1612-434-009-00	COVER/WHEEL	*	2					
29	V523-101-002-40	PIN	*	4					
30	V211-360-802-50	BOLT, SEMS	*	20					

FIG. 64 FINAL GEAR, FINAL DRIVE SHAFT SYSTEM

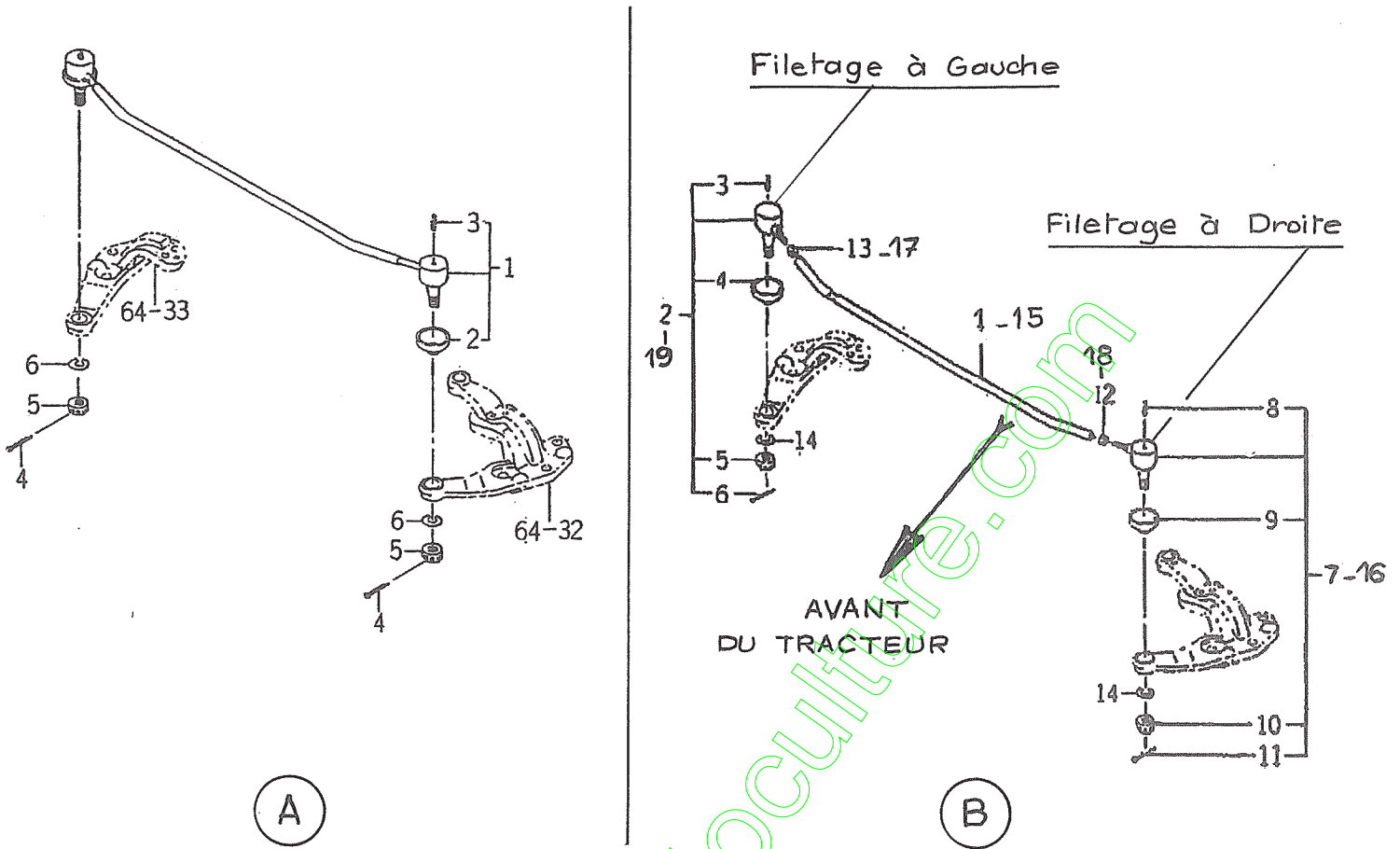


1682-434

KEY	PART CODE	DESCRIPTION	S P C	TYPE OF MODEL		I T C	C O L	G R P	REMARKS
				TM223					
31	1682-434-006-30	PIN/47X19	*	2					
32	1682-434-004-20	ARM/KNUCKLE/LH	*	1					
33	1682-434-005-30	ARM/KNUCKLE/RH	*	1					
34	V720-103-504-10	O-RING /P41	*	2					
35	V211-560-802-50	BOLT, SEMS/M8X25 7T	*	2					
36	V211-560-802-00	BOLT/M8X20	*	2					
37	V760-150-000-00	NIPPLE, GREASE	*	2					
38	V523-101-002-40	PIN	*	4					
39	V201-361-003-00	BOLT/M10X30	*	4					
40	V201-361-003-08	BOLT/SEAL	*	2					
41	V401-160-010-00	WASHER, SP/M10	*	6					
42	V201-361-202-50	BOLT/M12X25	*	12					
43	V401-160-012-00	WASHER, SP/M12	*	12					
44	1617-435-002-00	SHAFT	*	1					
45	1614-435-004-00	SHAFT	*	1					
* 32A	1684 434 0110 0	Pivot gauche diamètre 17	*	1					} NM diamètre des rotules
* 33A	1684 434 0121 0	Pivot droit diamètre 17	*	1					



FIG. 65 TIE ROD SYSTEM



(A)

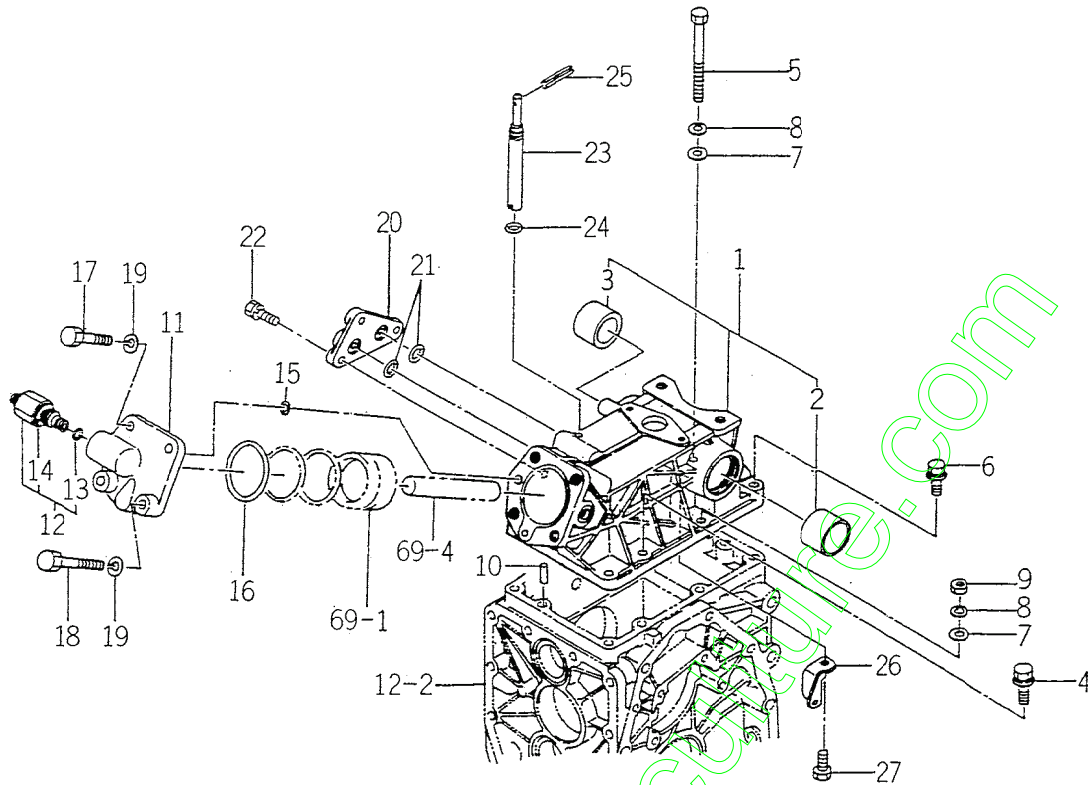
(B)

1682-436

KEY	PART CODE	DESCRIPTION	S P C	TYPE OF MODEL		I T C	C O L	G R P	REMARKS
				TM223					
1	1682-436-210-00	ROD/TIE ASSY	*	1					A
2	1427-406-018-00	COVER, DUST	*	2					
3	V760-150-000-00	NIPPLE, GREASE	*	2					
4	V500-162-002-50	PIN, SPLIT/2 X25	*	2					
5	V327-262-110-00	NUT/M10X1.25	*	2					
6	V401-160-010-00	WASHER, SP/M10	*	2					
1	1683 436 2010 0	Barre d'accouplement		1					ø 12
2	1427 433 2401 0	Rotule G.		1					
3	1404 402 0050 0	Graisneur		1					
4	1427 433 0250 0	Pare - poussière		1					
5	V327 262 1100 0	Ecrou à créneaux		1					
6	V500 162 5025 0	Goupille fendue		1					
7	1427 433 2501 0	Rotule D.		1					
8	1404 402 0050 0	Graisneur		1					
9	1427 433 0250 0	Pare - poussière		1					B
10	V327 262 1100 0	Ecrou à créneaux		1					
11	V500 162 5025 0	Goupille fendue		1					
12	1427 433 0220 0	Ecrou M12		1					
13	1427 433 0230 0	Ecrou M12 à G		1					
14	V401 160 0100 0	Rondelle - frein		2					
15	1685 436 2010 0	Barre d'accouplement		1					ø 17
16	1421 400 0550 1	Rotule D		1					
17	1421 403 0020 0	Ecrou à G		1					
18	1421 403 0010 0	Ecrou		1					
19	1421 400 0541 0	Rotule G		1					



FIG. 67 CYLINDER CASE SYSTEM

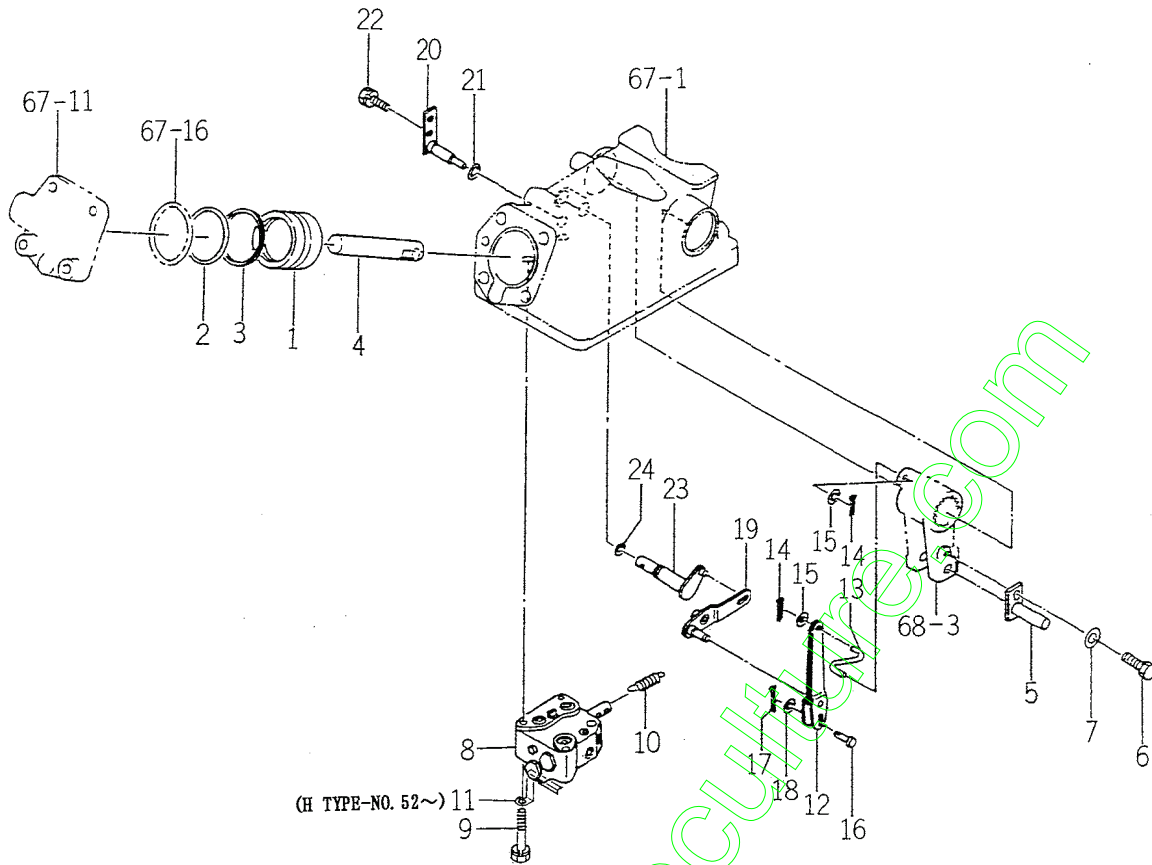


1682-501

KEY	PART CODE	DESCRIPTION	S P C	TYPE OF MODEL		I T C	C O L	G R P	REMARKS
				TM223					
1	1579-501-200-00	CASE, SYLINDER	*	1					
2	1480-501-003-00	BUSH/40X43X30	*	1					
3	1427-501-003-00	BUSH/35X39X30	*	1					
4	V211-661-004-00	BOLT/SP	*	4					
5	V201-361-010-00	BOLT/M10X100	*	1					
6	V211-661-004-50	BOLT/SP	*	2					
7	V411-260-010-00	WASHER/M10	*	3					
8	V401-160-010-00	WASHER, SP/M10	*	3					
9	V304-460-010-00	NUT/M10	*	2					
10	V522-100-801-80	PIN	*	2					
11	1579-501-002-00	HEAD, SYLINDER	*	1					
12	K250-001-000-00	VALVE, RELIEF ASSY	*	1					
13	V720-112-401-20	O-RING/P12	*	1					
14	K250-001-009-00	PACKING	*	1					
15	V720-112-401-20	O-RING/P12	*	2					
16	V721-113-106-00	O-RING G60	*	1					
17	V201-361-204-00	BOLT/M12X40	*	2					
18	V201-361-206-00	BOLT	*	2					
19	V401-160-012-00	WASHER, SP/M12	*	4					
20	1434-501-003-00	COVER, SUB CONTROL	*	1					
21	V720-112-401-20	O-RING/P12	*	2					
22	V211-260-802-50	BOLT/S	*	3					
23	1434-501-004-00	PIN, ADJ	*	1					
24	V720-101-900-70	O-RING/P 7	*	1					
25	V580-140-403-60	PIN, SPRING 3X32	*	1					
26	1434-501-005-00	HOOK, SPRING	*	1					
27	V201-260-801-60	BOLT/M 8X16	*	1					



FIG. 69 CYLINDER SYSTEM

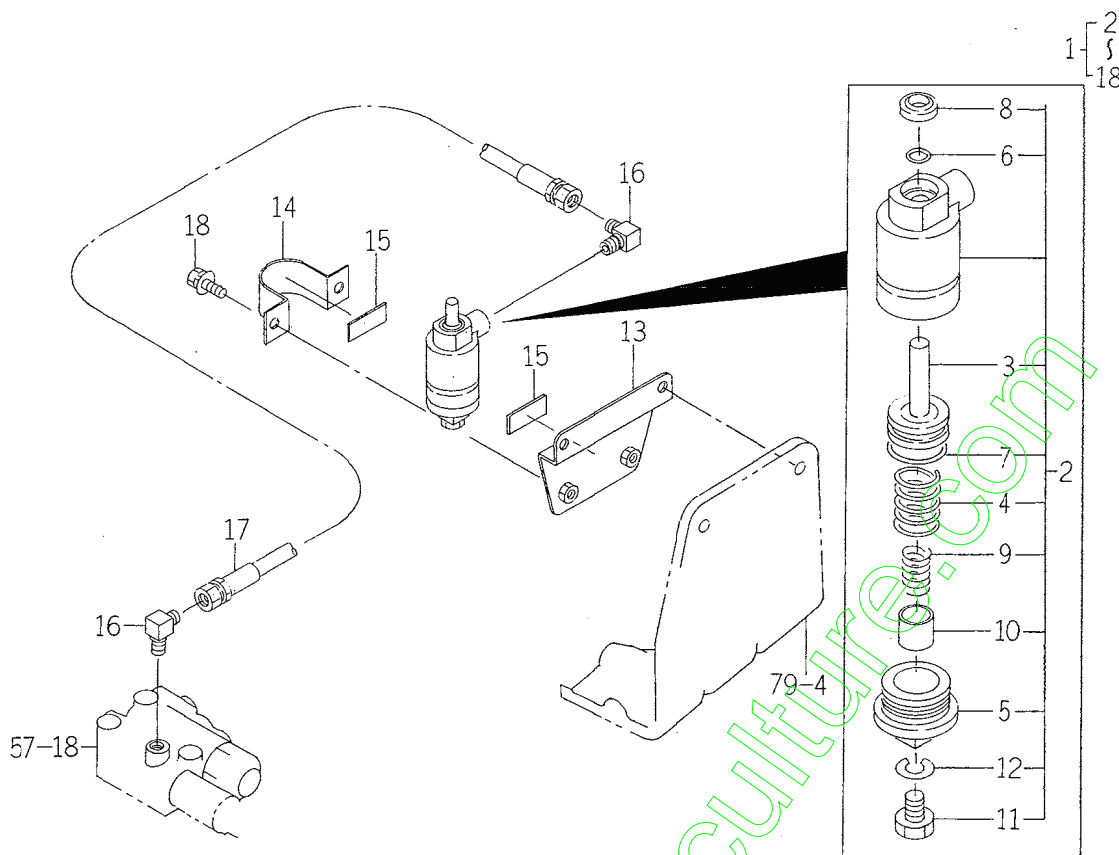


1612-533

KEY	PART CODE	DESCRIPTION	S P C	TYPE OF MODEL		I T C	C O L	G R P	REMARKS
				TM223					
1	1421-507-002-10	PISTON	*	1					
2	V720-105-705-50	O-RING/P55	*	1					
3	1416-501-011-00	RING, BACKUP	*	1					
4	1544-503-001-20	ROD	*	1					
5	1544-503-200-20	PIN, ROD COMP	*	1					
6	V211-561-001-60	BOLT(S) 7	*	1					
7	V411-260-010-00	WASHER/M10	*	1					
8	K211-001-000-00	VALVE CONTROL ASSY	*	1					FIG 103
9	V211-260-805-00	BOLT/M8X50	*	3					
10	1434-501-006-00	SPRING, TENSION/31	*	1					
11	1682-503-001-00	COVER/PLATE	*	1 52-					
12	1672-503-200-00	LINK/SPOOL COMP	*	1					
13	1434-503-001-00	LINK, CRANK	*	1					
14	V500-162-001-50	PIN, SPLIT/2 X15	*	2					
15	V411-260-006-00	WASHER / M6	*	2					
16	1434-503-002-00	PIN/5X17	*	1					
17	V500-162-001-50	PIN, SPLIT/2 X15	*	1					
18	V411-260-005-00	WASHER, PL/M 5	*	1					
19	1672-503-210-00	LINK/SUPPORT COMP	*	1					
20	1434-503-250-10	PIN/SUPPORT COMP	*	1					
21	V720-101-900-70	O-RING/P 7	*	1					
22	V211-260-801-60	BOLT, SEMS (S) M8X16	*	1					
23	1434-503-260-20	LINK SHIFT ARM	*	1					
24	V720-102-401-00	O-RING/P10A	*	1					



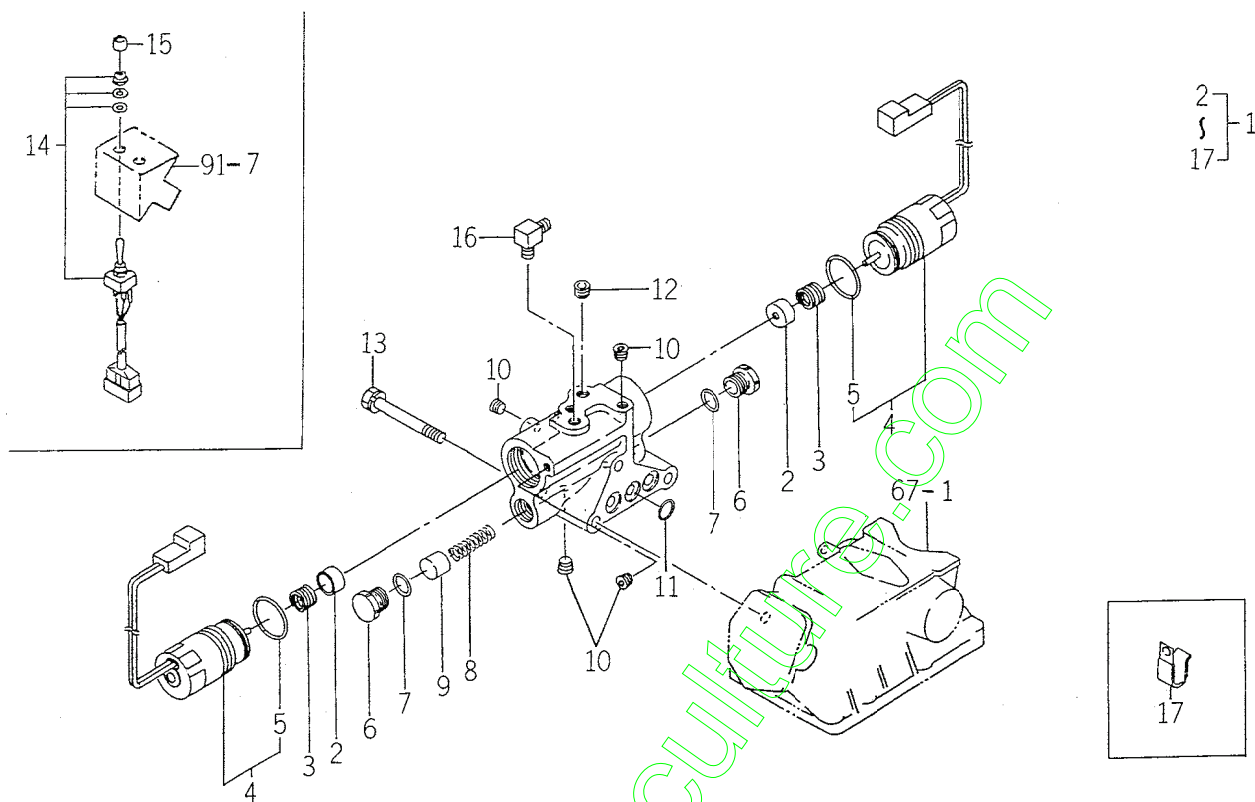
FIG. 71 DAMPER SET (H TYPE – OPTION)



1688-505Z

KEY	PART CODE	DESCRIPTION	SPEC	TYPE OF MODEL		ITC	COL	GRP	REMARKS
				TM223					
1	1688-505-900-00	DAMPER SET	T	1					
2	K193-003-000-00	CYLONDER, PULL ASSY	T	1					
3	K193-003-001-00	ROD, PISTON SET	T	1					
4	K193-003-002-00	SPRING/HCO40	T	1					
5	K193-001-004-00	COVER	T	1					
6	V720-101-901-00	O-RING	T	1					
7	V720-103-502-80	O-RING/P28	T	1					
8	K231-001-008-00	SEAL, DUST	T	1					
9	K193-003-003-00	SPRING/HCO23	T	1					
10	K193-003-004-00	CO; ; AR/15X19X16	T	1					
11	V201-261-001-60	BOLT/M10X16	T	1					
12	V401-700-010-00	WASHER/LOCK	T	1					
13	1688-505-910-00	PLATE/A COMP	T	1					
14	1688-505-091-00	PLATE/B	T	1					
15	1688-505-092-00	CUSHIONGUM	T	2					
16	1675-506-002-00	ADAPTER/L/PT1/8	T	2					
17	P113-211-018-00	HOSE/TRAVEL/SLEW/RH	T	1					
18	V211-360-801-60	BOLT, SEMS (SP)	T	2					

FIG. 72 AUX VALVE SET (H TYPE – OPTION)

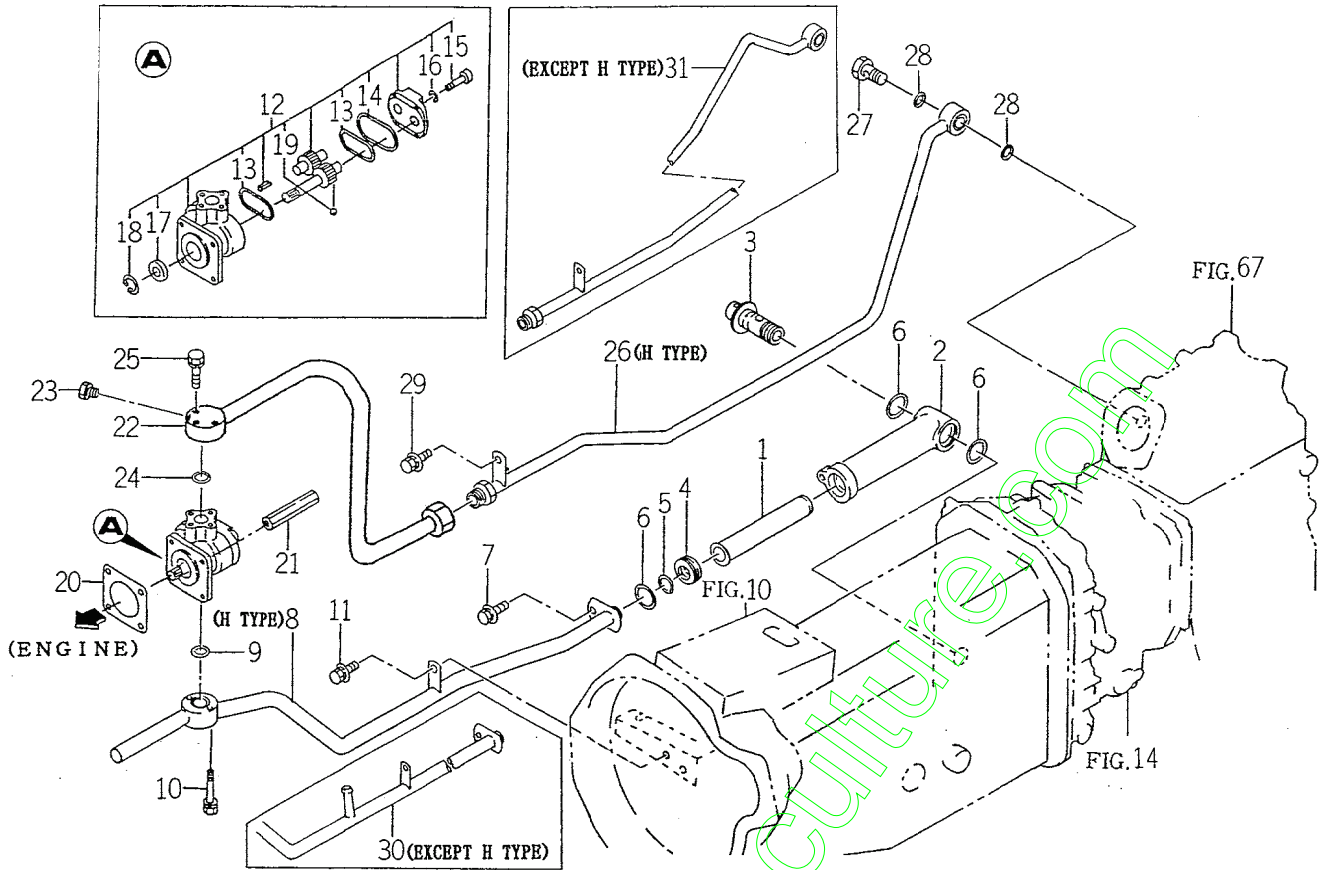


1685-507

KEY	PART CODE	DESCRIPTION	S P C	TYPE OF MODEL		I T C	C O L	G R P	REMARKS
				TM223					
1	1685-507-200-00	VALVE/AUX SET	T	1					
2	K270-001-004-00	PLATE/SPRING	T	2					
3	K270-001-003-10	SPRING/HCO12	T	2					
4	K270-001-200-00	SOLENOID SET	T	2					
5	V723-112-002-90	RING/O	T	2					
6	K211-008-011-00	PLUG	T	2					
7	V720-112-401-40	O-RING/P14	T	2					
8	K233-001-004-00	SPRING/HCO36	T	1					
9	K200-014-005-00	COLLAR	T	1					
10	V780-140-000-1T	PLUG/SCREW/SEAL	T	10					
11	V720-112-401-20	O-RING/P12	T	3					
12	V780-140-000-2T	PLUG/SCREW/SEAL	T	1					
13	V211-260-806-50	BOLT, SEMS/M8X65	T	3					
14	1560-530-250-00	SWITCH, TOGGLE	T	1					
15	3645-383-001-00	CAP	T	1					
16	1675-506-002-00	ADAPTER/L/PT1/8	T	1					
17	3737-172-011-00	CLAMP, HARNESS	T	2					



FIG. 73 PIPING SYSTEM

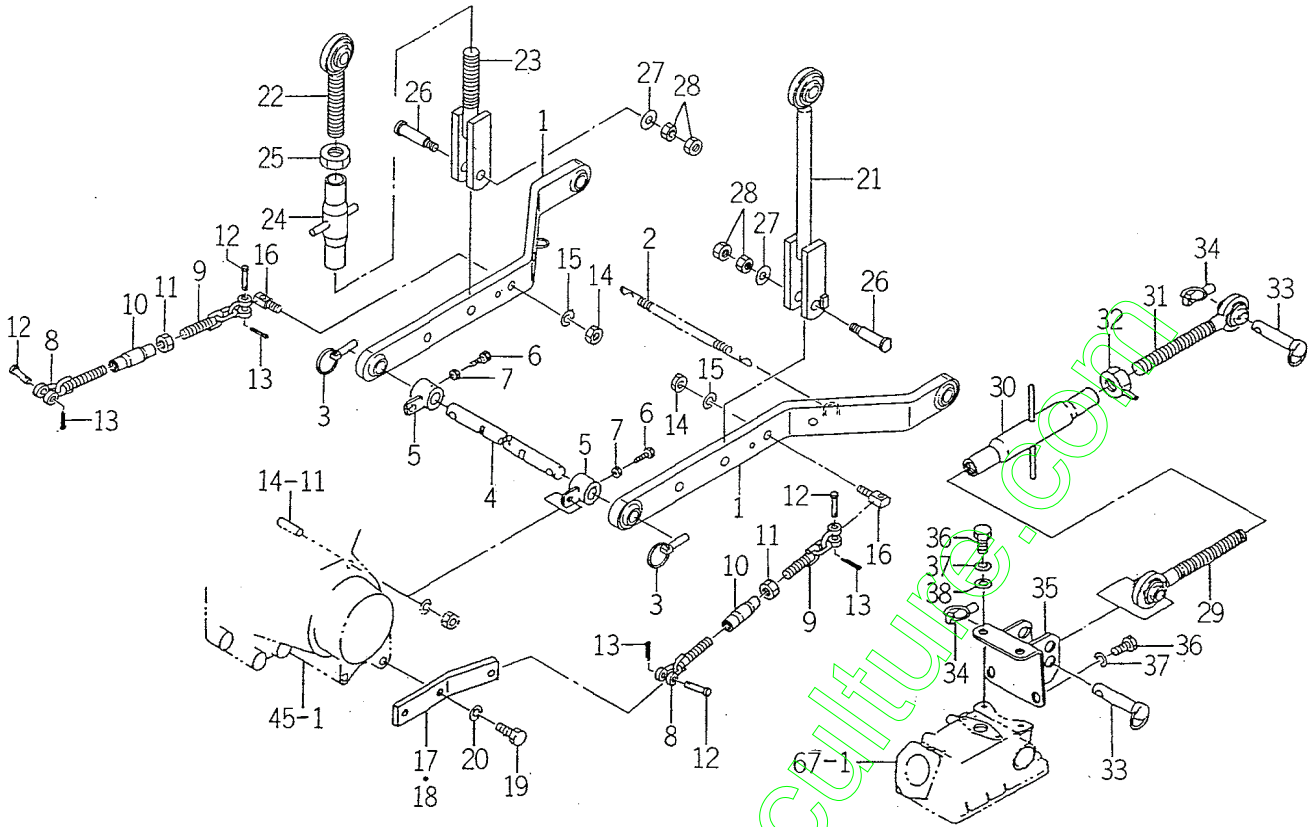


1684-508

KEY	PART CODE	DESCRIPTION	S P C	TYPE OF MODEL		I T C	C O L	G R P	REMARKS
				TM223					
1	1685-508-220-00	FILTER COMP	*	1					
2	1685-508-001-00	CASE/FILTER	*	1					
3	1434-503-330-00	BOLT, SET COMP	*	1					
4	1682-508-002-00	SPACER	*	1					
5	V720-102-402-10	O-RING/P21	*	1					
6	V720-103-502-80	O-RING/P28	*	3					
7	V211-360-801-60	BOLT, SEMS (SP)	*	1					
8	1685-508-200-00	PIPE/SUCTION COMP	*	1					
9	V720-112-402-00	O-RING/P20	*	1					
10	V210-260-604-50	BOLT, SEMS/M64X45	*	2					
11	V211-360-801-60	BOLT, SEMS (SP)	*	1					
12	1672-508-270-10	PUMP/GEAR ASSY	*	1					
13	1672-508-262-00	GASKET	*	2					
14	1672-508-263-00	GASKET	*	1					
15	V220-540-802-50	SCREW/SOCKET	*	4					
16	1672-508-264-00	WASHER	*	4					
17	V744-114-280-70	SEAL, OIL	*	1					
18	V705-140-028-00	RING, SNAP/28 C	*	1					
19	V682-200-001-00	BALL	*	2					
20	1404-503-006-00	PACKING, OIL PUMP	*	1					
21	1560-515-004-40	NUT/M8	*	2					
22	1682-508-230-10	PIPE/DEL/F COMP	*	1		1			
23	1326-706-002-10	PLUG, DRAIN	*	1					
24	V720-112-402-00	O-RING/P20	*	1					
25	V210-260-603-00	BOLT(S) M6X30	*	4					
26	1685-508-210-10	PIPE/DERIVERY/R COMP	*	1		1			
27	1415-505-014-00	BOLT, CONNECTOR	*	1					
28	V720-112-401-80	O-RING/P18	*	2					
29	V211-360-801-60	BOLT, SEMS (SP)	*	1					
30	1684-508-200-00	PIPE/SUCTION COMP	*	1					



FIG. 74 3P LINK SYSTEM



1685-511

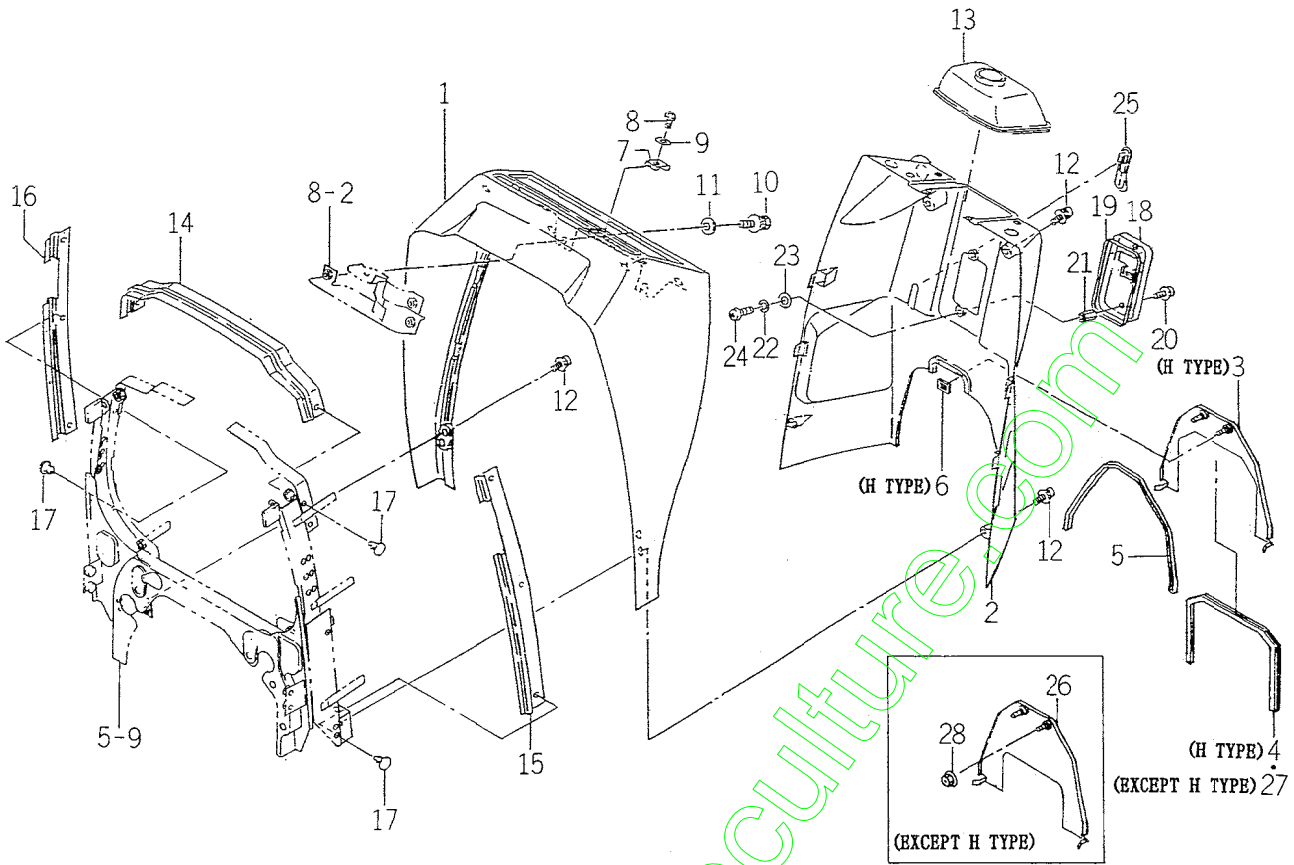
KEY	PART CODE	DESCRIPTION	S P C	TYPE OF MODEL		I T C	C O L	G R P	REMARKS
				TM223					
1	1685-511-210-00	LINK/LOWER COMP	*	2					
2	1560-525-001-40	SPRING	*	1					
3	1421-502-002-00	PIN, LINK	*	2					
4	1600-514-001-00	PIN/22X384	*	1					
5	1435-511-260-00	HUB/22X40X37 COMP	*	2					
6	V201-360-802-50	BOLT/M 8X25	*	2					
7	V305-260-008-00	NUT/M 8	*	2					
8	7963-611-230-00	CHAIN, CHECK/A	*	2					
9	7963-611-240-00	CHAIN CHECK, B COMP	*	2					
10	7963-611-002-00	TURNBUCKLE	*	2					
11	V304-260-016-00	NUT/M16	*	2					
12	7963-611-003-00	PIN/12X48	*	4					
13	V500-163-002-50	PIN SPLIT/3 X25	*	4					
14	V304-260-016-00	NUT/M16	*	2					
15	V401-160-016-00	WASHER, SP/M16	*	2					
16	7963-611-001-00	PIN, CHAIN	*	2					
17	1600-514-002-00	PLATE, L/38X116/LH	*	1					
18	1600-514-003-00	PLATE, L/38X116/RH	*	1					
19	V201-361-203-00	BOLT/M12X30	*	4					
20	V401-160-012-00	WASHER, SP/M12	*	4					
21	1685-511-230-00	ROD/LIFT/LH COMP	*	1					
22	1600-515-210-10	SCREW, RH/M24 COMP	*	1					
23	1685-511-220-00	LIFTROD/L COMP	*	1					
24	1600-515-240-00	BUCKLE, TURN/M24 COMP	*	1					
25	V304-460-024-00	NUT	*	1					
26	1600-515-001-00	PIN/16X73	*	2					
27	1427-431-003-00	WASHER/13X32X3	*	2					
28	V304-460-012-00	NUT/M12	*	4					
29	1427-511-250-10	LINK, TOP LH COMP	*	1					
30	1550-514-290-00	TURNBUCKLE COMP	*	1					







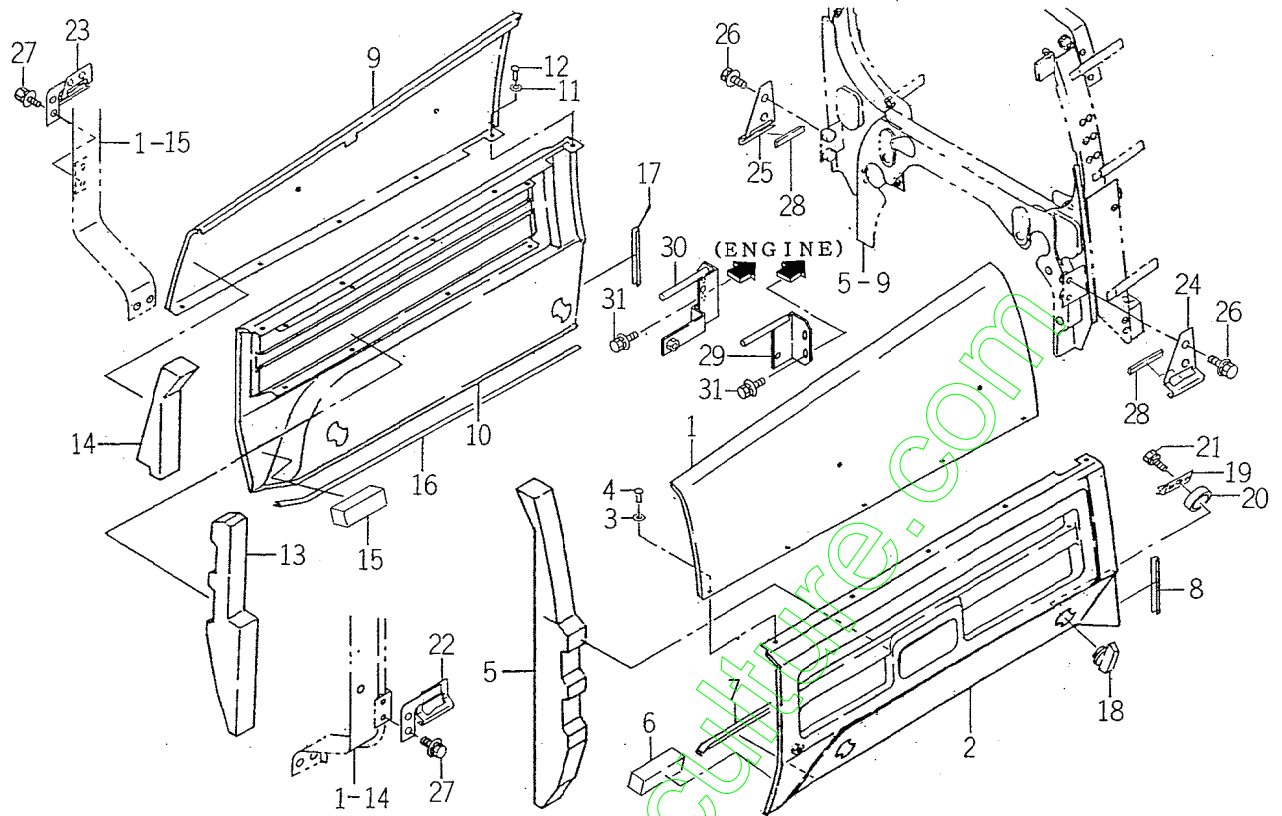
FIG. 77 STEERING COVER SYSTEM



1685-603

KEY	PART CODE	DESCRIPTION	S P C	TYPE OF MODEL		I T C	C O L	G R P	REMARKS
				TM223					
1	1614-603-051-00	COVER/DUSH/F	*	1					
2	1614-603-052-00	COVER/DUSH/R	*	1					
3	1685-603-510-00	COVER/DUSH/REAR COMP	*	1					
4	1685-603-001-00	TRIM/470	*	1					
5	1682-603-006-00	TRIM/570	*	1					
6	V350-160-006-00	NUT, SPEED/P6	*	2					
7	1614-603-018-00	NUT/SPRING	*	2					
8	1560-401-004-40	BOLT/M5X16	*	2					
9	V411-260-006-00	WASHER / M6	*	2					
10	V211-360-801-60	BOLT, SEMS (SP)	*	2					
11	4101-102-038-00	WASHER/24X9X3.2	*	2					
12	V120-376-002-00	SCREW/SP	*	6					
13	1612-603-002-00	BOOT/STEERING	*	1					
14	1614-603-201-10	INSULATOR	*	1					
15	1685-603-002-10	INSULATOR/LH	*	1					
16	1685-603-003-20	INSULATOR/RH	*	1		1			
17	1527-604-002-00	CLIP (B)	*	8					
18	1672-603-200-00	BRACKET/FUSE COMP	*	1					
19	1672-603-005-00	TRIM/350	*	1					
20	V120-376-001-20	SCREW/SP	*	2					
21	1672-603-007-00	NUT/M6X15	*	2					
22	V401-160-006-00	WASHER, SP/M 6	*	2					
23	V411-260-006-00	WASHER / M6	*	2					
24	V111-166-001-20	SCREW/M6X12	*	2					
25	1612-603-005-00	CAP/PARKING	*	1					
26	1684-603-210-00	COVER/DUSH/REAR COMP	*	1					
27	1684-603-001-00	TRIM/405	*	1					
28	V360-260-006-00	NUT/M6	*	2					

FIG. 78 SIDE COVER SYSTEM



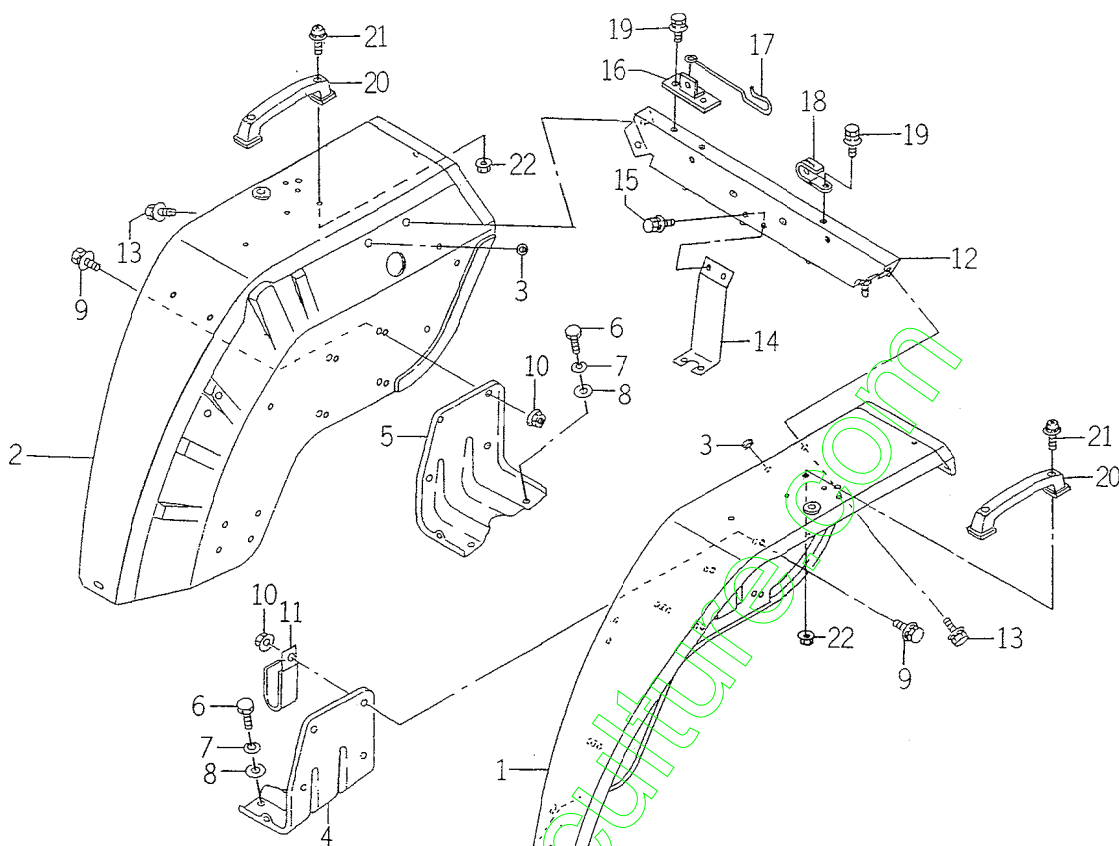
1685-604

KEY	PART CODE	DESCRIPTION	S P C	TYPE OF MODEL		I T C	C O L	G R P	REMARKS
				TM223					
1	1675-604-201-10	COVER/SIDE/LH	*	1			4G		
2	1685-604-001-10	COVER/UNDER/LH	*	1		1	8F		
3	1480-604-204-00	WASHER	*	5					
4	W296-134-007-00	RIVET, BLIND	*	5					
5	1672-604-006-00	INSULATOR/LH	*	1					
6	1682-604-007-10	INSULATOR/30X30X80	*	1					
7	1684-604-003-00	INSULATOR/645	*	1					
8	1685-604-003-00	INSULATOR/90	*	1					
9	1675-604-221-10	COVER/SIDE/RH	*	1			4G		
10	1685-604-002-10	COVER/UNDER/RH	*	1		1	8F		
11	1480-604-204-00	WASHER	*	5					
12	W296-134-007-00	RIVET, BLIND	*	5					
13	1672-604-007-00	INSULATOR/RH	*	1					
14	1672-604-008-00	INSULATOR/RH	*	1					
15	1682-604-007-10	INSULATOR/30X30X80	*	1					
16	1684-604-003-00	INSULATOR/645	*	1					
17	1685-604-003-00	INSULATOR/90	*	1					
18	3650-841-001-00	KNOB	*	4					
19	1637-604-009-00	SPRING/KNOB	*	4					
20	3650-841-003-00	COLLAR/31X38X10	*	4					
21	V210-260-601-20	BOLT, SEMS	*	4					
22	1685-604-220-00	PLATE/LOCK/LH COMP	*	1					
23	1685-604-230-00	PLATE/LOCK/RH COMP	*	1					
24	1675-604-003-00	PLATE/LOCK/LH	*	1					
25	1675-604-004-00	PLATE/LOCK/RH	*	1					
26	V211-360-801-60	BOLT, SEMS (SP)	*	4					
27	V211-360-801-60	BOLT, SEMS (SP)	*	4					
28	1640-604-011-10	SEAL	*	4					
29	1685-604-240-00	STAY/COVER/LH COMP	*	1					
30	1685-604-210-00	STAY/COVER/RH COMP	*	1					





FIG. 79 FENDER SYSTEM



1685-606

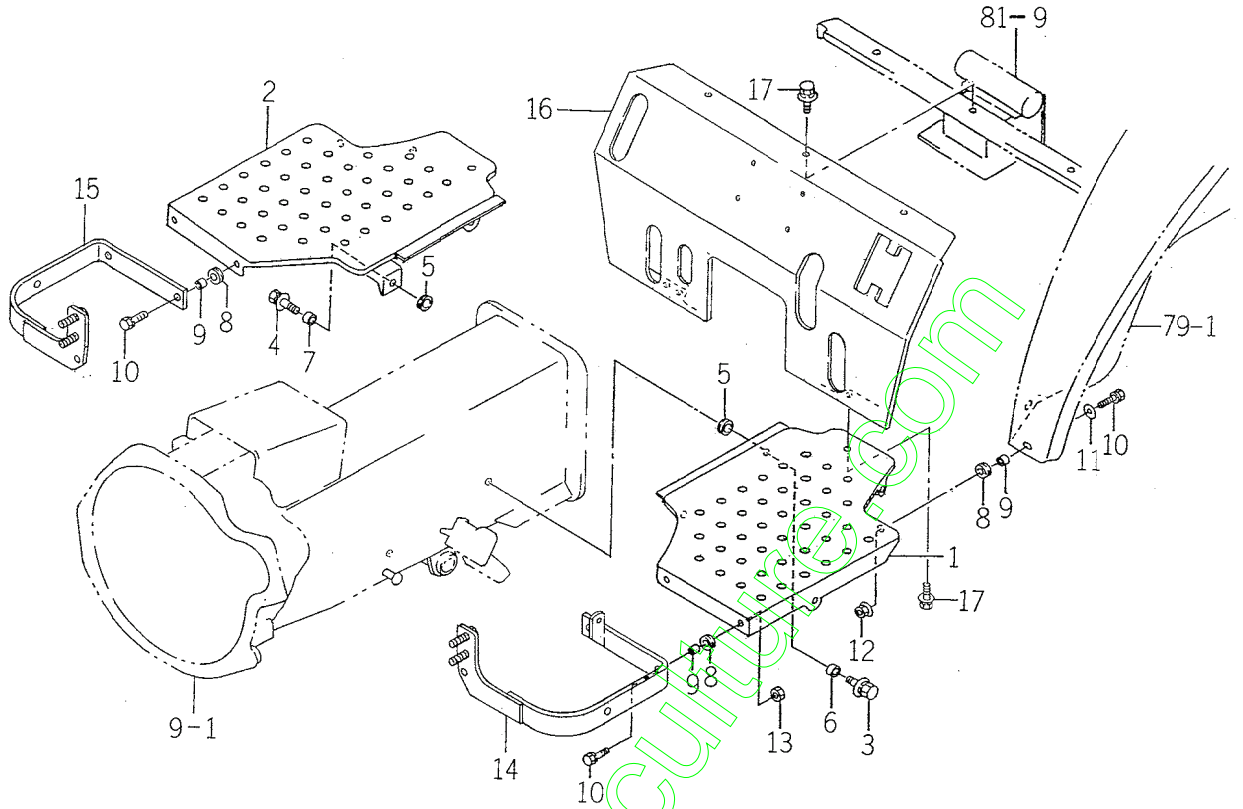
KEY	PART CODE	DESCRIPTION	S P C	TYPE OF MODEL		I T C	C O L	G R P	REMARKS
				TM223					
1	1685-606-210-10	FENDER/LH COMP	*	1			4G		
2	1685-606-220-10	FENDER/RH COMP	*	1			4G		
3	1444-621-016-00	CAP, RUBBER (9)	*	10					
4	1672-606-001-00	HOLDER/FENDER/LH	*	1					
5	1672-606-002-00	HOLDER/FENDER/RH	*	1					
6	V201-261-202-50	BOLT/M12X25	*	4					
7	V401-160-012-00	WASHER, SP/M12	*	4					
8	V411-260-012-00	WASHER /M12	*	4					
9	V211-360-801-60	BOLT, SEMS (SP)	*	8					
10	V362-260-008-00	NUT/WASHER	*	8					
11	1425-621-004-00	CLAMP, HARNESS	*	2					
12	1682-606-270-10	STAY/FENDER COMP	*	1			7F		
13	V211-360-802-00	BOLT (SP) M8X20	*	2					
14	1682-606-230-10	STAY/PLATE COMP	*	1					
15	V211-360-802-00	BOLT (SP) M8X20	*	2					
16	1620-626-600-00	PLATE COMP	*	1					
17	1566-525-101-00	HOOK, TOP LINK	*	1					
18	1425-621-004-00	CLAMP, HARNESS	*	1					
19	V211-360-801-60	BOLT, SEMS (SP)	*	3					
20	3670-236-003-00	GRIP	*	2					
21	V120-376-002-00	SCREW/SP	*	4					
22	V361-260-006-00	NUT	*	4					







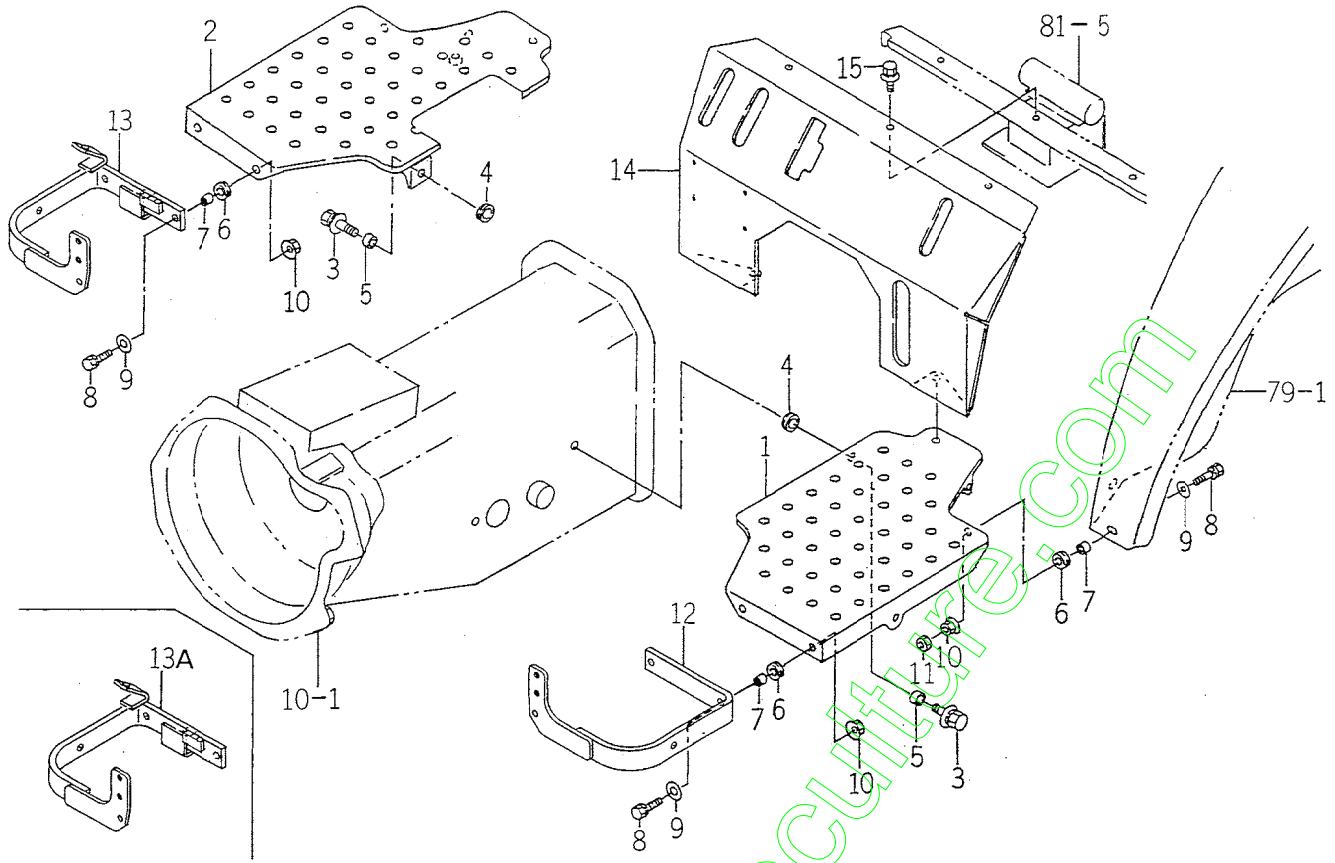
FIG. 83 STEP SYSTEM (EXCEPT H TYPE)



1684-616

KEY	PART CODE	DESCRIPTION	S P C	TYPE OF MODEL		I T C	C O L	G R P	REMARKS
				TM223					
1	1682-616-300-30	FLOOR/LH COMP	*	1					
2	1682-616-310-40	FLOOR/RH COMP	*	1					
3	V211-361-002-50	BOLT/SP	*	2					
4	V211-361-005-00	BOLT/SP	*	2					
5	2139-505-002-00	GROMMET	*	4					
6	1672-616-002-00	COLLAR/10X14X09	*	2					
7	1682-616-002-00	COLLAR/10X22X35	*	2					
8	1427-621-012-00	GROMMET	*	8					
9	1672-616-003-00	COLLAR/07X11X11	*	8					
10	V210-560-603-00	BOLT/S	*	8					
11	3560-503-302-00	WASHER, WIRE TENSION	*	8					
12	V360-260-006-00	NUT/M6	*	8					
13	V301-260-006-00	NUT/M 6	*	4					
14	1684-616-210-00	STAY/FLOOR/LH COMP	*	1					
15	1684-616-220-00	STAY/FLOOR/RH COMP	*	1					
16	1684-616-200-00	COVER/CHANGE COMP	*	1					
17	V211-360-802-00	BOLT (SP) M8X20	*	5					

FIG. 84 STEP SYSTEM (H TYPE)



1685-616

KEY	PART CODE	DESCRIPTION	S P C	TYPE OF MODEL		I T C	C O L	G R P	REMARKS
				TM223					
1	1683-616-500-20	FLOOR/LH COMP	*	1			7F		
2	1685-616-510-00	FLOOR/RH COMP	*	1			7F		
3	V211-361-002-50	BOLT/SP	*	3					
4	2139-505-002-00	GROMMET	*	3					
5	1672-616-002-00	COLLAR/10X14X09	*	3					
6	1427-621-012-00	GROMMET	*	8					
7	1672-616-003-00	COLLAR/07X11X11	*	8					
8	V210-560-603-00	BOLT/S	*	8					
9	3560-503-302-00	WASHER, WIRE TENSION	*	8					
10	V360-260-006-00	NUT/M6	*	8					
11	V304-260-008-00	NUT/M8	*	4					
12	1685-616-210-00	STAY/FLOOR/LH COMP	*	1					
13	1685-616-220-00	STAY/FLOOR/RH COMP	*	1 -270					
13A	1685-616-220-10	STAY/FLOOR/RH COMP	*	1 271-		1			
14	1683-616-520-10	COVER/CHANGE COMP	*	1			7F		
15	V211-360-802-00	BOLT (SP) M8X20	*	4					



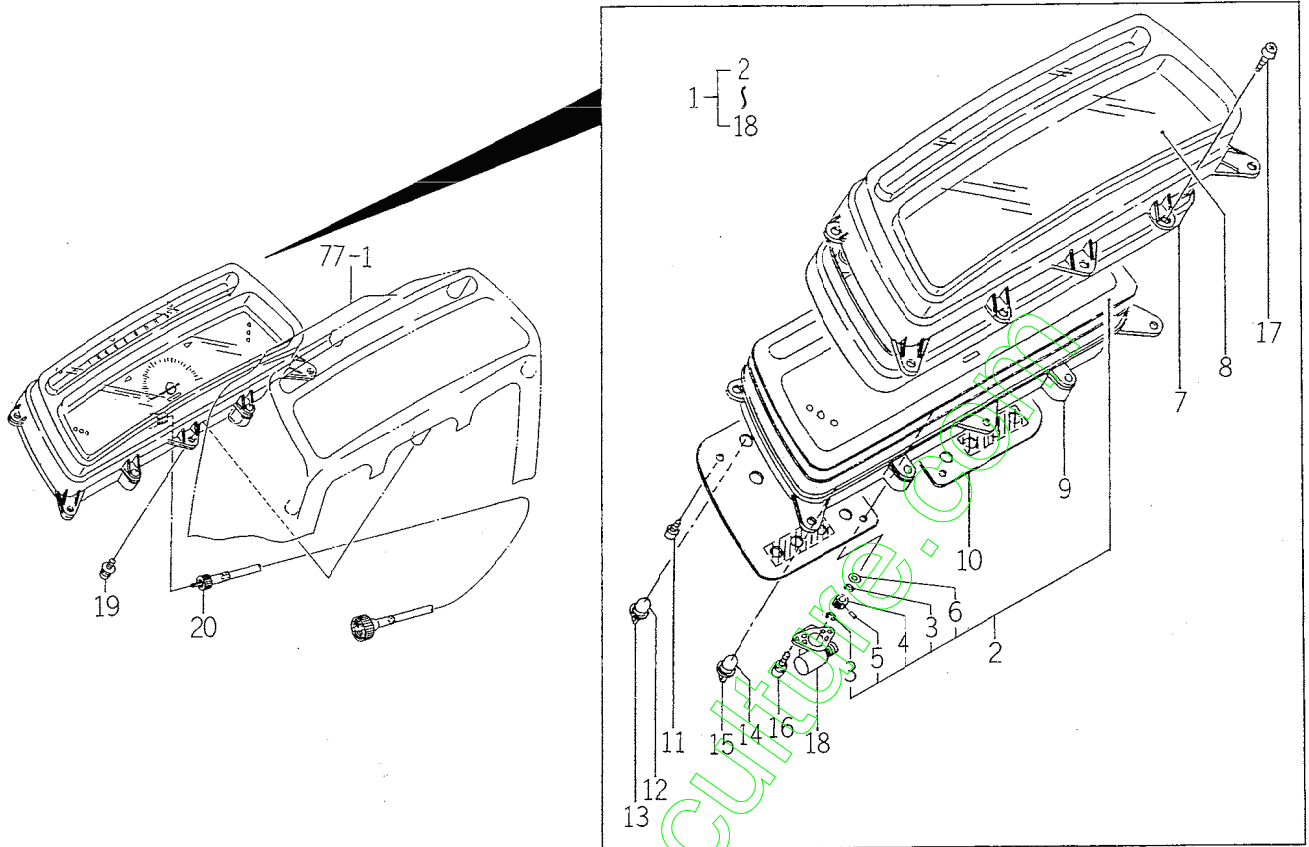








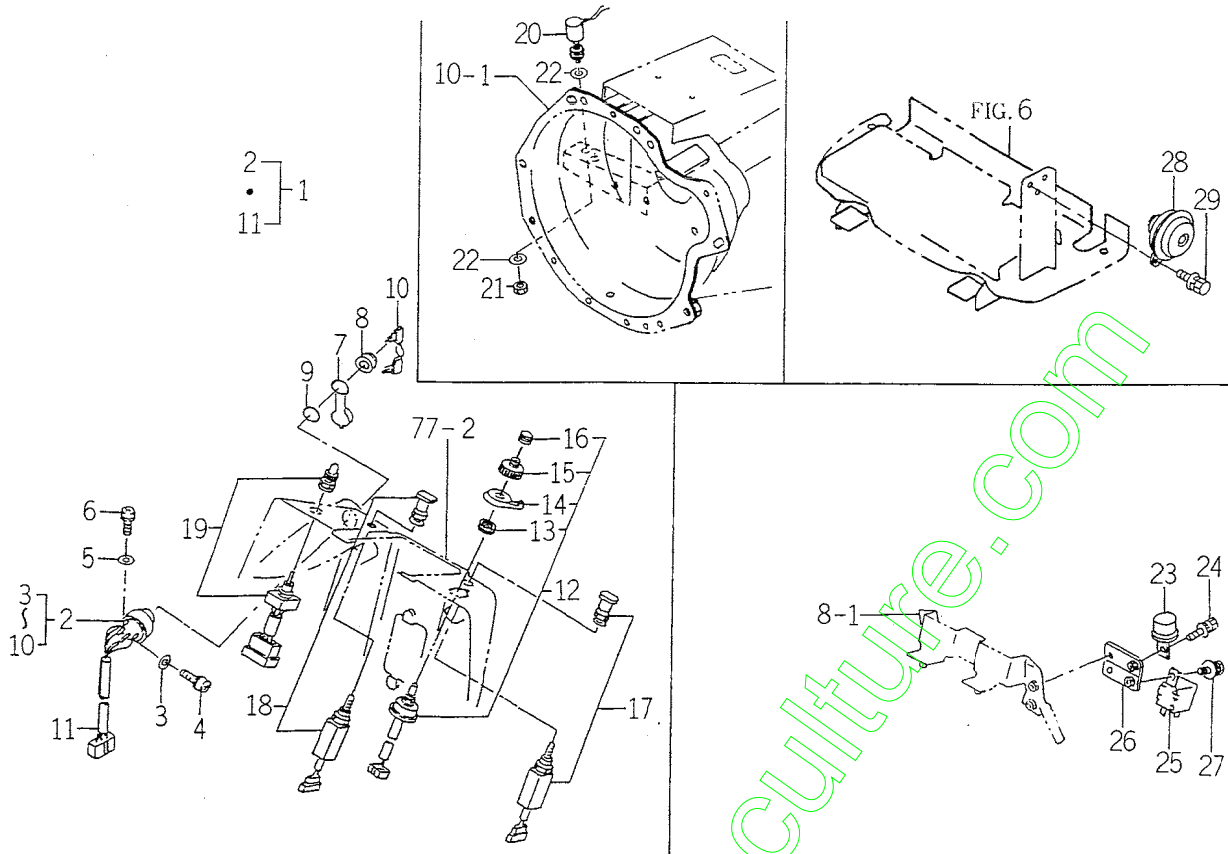
FIG. 89 PANEL SYSTEM



1685-670

KEY	PART CODE	DESCRIPTION	S P C	TYPE OF MODEL		I T C	C O L	G R P	REMARKS
				TM223					
1	1685-670-210-10	PANEL/INSTRUMEN ASSY	*	1					
2	1685-670-220-00	HOUR METER ASSY	*	1					
3	1640-658-322-00	RING/E	*	2					
4	1673-658-214-00	GEAR	*	1					
5	1640-658-324-00	PIN	*	1					
6	1640-658-325-00	WASHER	*	1					
7	1614-670-240-00	ESCUTCHEON	*	1					
8	1614-670-201-00	GLASS	*	1					
9	1614-670-250-00	HOUSING ASSY	*	1					
10	1614-670-260-00	BOARD/WIREING ASSY	*	1					
11	V195-163-010-40	SCREW/TAPPING	*	5					
12	3650-270-214-00	BULB	*	10					
13	1560-658-282-40	SOCKET	*	10					
14	1614-670-281-00	VALVE/LAMP/12V/1.7W	*	2					
15	1560-658-282-40	SOCKET	*	2					
16	V120-264-001-20	BOLT/M4X12	*	2					
17	V195-164-016-40	SCREW/4X16	*	4					
18	1675-670-230-00	CASE ASSY	*	1					
19	V120-366-001-60	SCREW	*	4					
20	1614-670-001-10	CABLE ASSY	*	1					

FIG. 90 SWITCH SYSTEM (1)

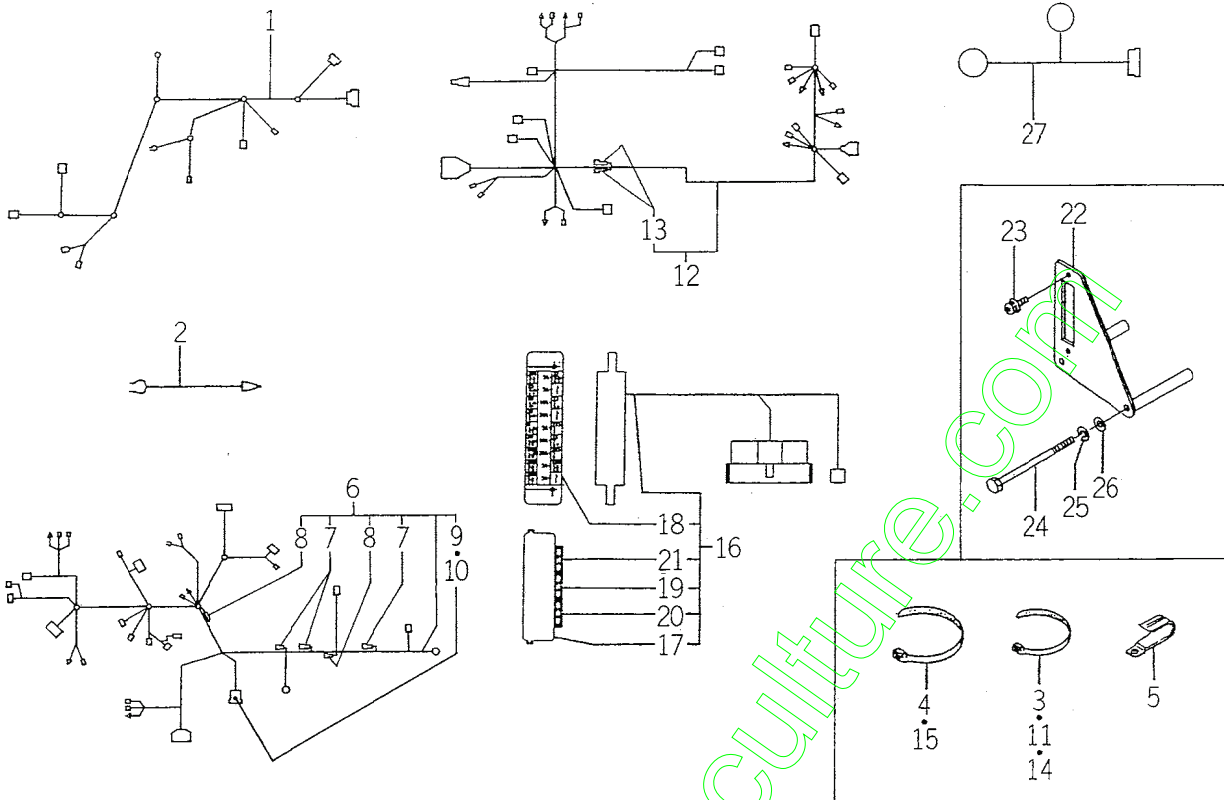


1683-680A

KEY	PART CODE	DESCRIPTION	S T C	TYPE OF MODEL		I T C	C O L	G R P	REMARKS
				TM223					
1	1575-623-210-00	SWITCH, STARTER ASSY	*	1					
2	1488-621-220-10	SWITCH, STARTER SET	*	1					
3	V411-260-004-00	WASHER, PL/M4	*	3					
4	V120-264-000-80	SCREW, PLUS/M4X8	*	3					
5	V411-260-005-00	WASHER, PL/M 5	*	3					
6	V120-265-001-00	SCREW, PLUS/M5X10.8X8	*	3					
7	1444-621-311-00	CAP	*	1					
8	1444-621-312-00	NUT, RING/M28X1.0	*	1					
9	1444-621-313-00	WASHER	*	1					
10	1444-621-320-00	KEY ASSY	*	1					
11	1575-623-211-00	HARNES/STARTER	*	1					
12	1544-623-001-00	SWITCH ASSY	*	1					
13	1544-623-232-00	NUT/M22	*	1					
14	1544-623-233-00	LEVER	*	1					
15	1544-623-234-00	KNOB	*	1					
16	1544-623-235-00	BOOT/HORN	*	1					
17	1600-623-200-00	SWITCH	*	1					
18	1600-623-210-00	SWITCH, LAMP ASSY	*	1					
19	1600-623-220-00	SWITCH, HAZARD ASSY	*	1					
20	1518-621-320-00	SWITCH, STOP	*	1					
21	V335-260-012-00	NUT	*	1					
22	2137-304-005-00	WASHER/13X24X01	*	2					
23	1600-623-002-00	FLASHER ASSY	*	1					
24	V210-360-601-60	BOLT (SP)/M6X16	*	1					
25	1581-621-290-00	RELAY/4P	*	1					
26	1682-690-350-00	STAY/RELAY COMP	*	1					
27	V210-360-601-60	BOLT (SP)/M6X16	*	1					
28	1674-664-200-00	HORN ASSY	*	1					
29	V211-360-801-60	BOLT, SEMS (SP)	*	1					



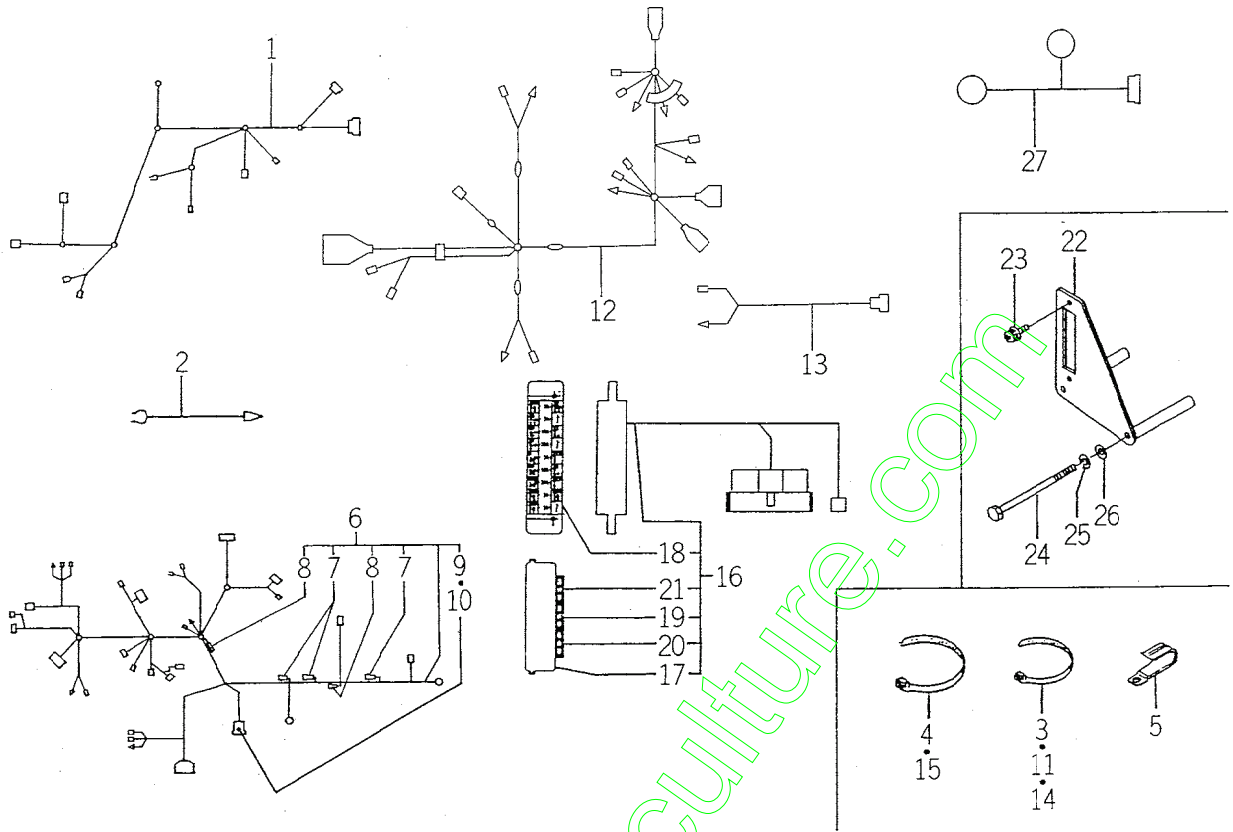
FIG. 92 HARNESS SYSTEM (H TYPE)



1685-690

KEY	PART CODE	DESCRIPTION	S P C	TYPE OF MODEL		I T C	C O L	G R P	REMARKS
				TM223					
1	1685-690-210-10	HARNESS/FRONT/E ASSY	*	1					
2	1600-624-004-00	HARNESS, OIL PRESSURE	*	1					
3	1376-402-003-00	BAND, WIRE/140	*	8					
4	1342-402-006-00	BAND, WIRE/250	*	2					
5	1425-621-004-00	CLAMP, HARNESS	*	1					
6	1685-690-220-00	HARNESS/MAIN/E4 ASSY	*	1					
7	1614-690-202-00	FUSE/SLOWBLOW	*	3					
8	1560-666-212-00	DIODE	*	2					
9	1560-664-264-00	FUSE, BLADE	*	4					
10	1593-623-503-00	CAP, FUSE BOX	*	1					
11	1376-402-003-00	BAND, WIRE/140	*	1					
12	1685-690-230-00	HARNESS/REAR/E4	*	1					
13	3659-270-221-00	DIODE/1.5A	*	2					
14	1376-402-003-00	BAND, WIRE/140	*	5					
15	1342-402-006-00	BAND, WIRE/250	*	1					
16	1688-690-340-10	HARNESS/FUSE ASSY	*	1					
17	1650-650-246-00	COVER/FUSE	*	1					
18	1650-652-253-20	LABEL/FUSE/MAIN	*	1					
19	1575-623-010-00	FUSE/32V10A	*	2					
20	1593-623-203-00	FUSE/32V20A	*	4					
21	1560-664-264-00	FUSE, BLADE	*	6					
22	1682-690-360-10	BRACKET/FUSE COMP	*	1					
23	V120-366-001-60	SCREW	*	2					
24	V201-260-813-00	BOLT/M 8X130	*	2					
25	V401-160-008-00	WASHER, SP/M 8	*	2					
26	V411-260-008-00	WASHER, PL/M 8	*	2					
27	1685-690-250-00	HARNESS/PANEL ASSY	*	1					

FIG. 93 HARNESS SYSTEM (EXCEPT H TYPE)



1685-690A

KEY	PART CODE	DESCRIPTION	S P C	TYPE OF MODEL		I T C	C O L	G R P	REMARKS
				TM223					
1	1685-690-210-10	HARNESS/FRONT/E ASSY	*	1					
2	1600-624-004-00	HARNESS, OIL PRESSURE	*	1					
3	1376-402-003-00	BAND, WIRE/140	*	8					
4	1342-402-006-00	BAND, WIRE/250	*	2					
5	1425-621-004-00	CLAMP, HARNESS	*	1					
6	1685-690-220-00	HARNESS/MAIN/E4 ASSY	*	1					
7	1614-690-202-00	FUSE/SLOWBLOW	*	3					
8	1560-666-212-00	DIODE	*	2					
9	1560-664-264-00	FUSE, BLADE	*	4					
10	1593-623-503-00	CAP, FUSE BOX	*	1					
11	1376-402-003-00	BAND, WIRE/140	*	1					
12	1682-690-510-00	HARNESS/REAR/E4 ASSY	*	1					
13	1682-690-430-00	HARNESS/PTO/CHANGE	*	1					
14	1376-402-003-00	BAND, WIRE/140	*	5					
15	1342-402-006-00	BAND, WIRE/250	*	1					
16	1688-690-340-10	HARNESS/FUSE ASSY	*	1					
17	1650-650-246-00	COVER/FUSE	*	1					
18	1650-652-253-20	LABEL/FUSE/MAIN	*	1					
19	1575-623-010-00	FUSE/32V10A	*	2					
20	1593-623-203-00	FUSE/32V20A	*	4					
21	1560-664-264-00	FUSE, BLADE	*	6					
22	1682-690-360-10	BRACKET/FUSE COMP	*	1					
23	V120-366-001-60	SCREW	*	2					
24	V201-260-813-00	BOLT/M 8X130	*	2					
25	V401-160-008-00	WASHER, SP/M 8	*	2					
26	V411-260-008-00	WASHER, PL/M 8	*	2					
27	1685-690-250-00	HARNESS/PANEL ASSY	*	1					

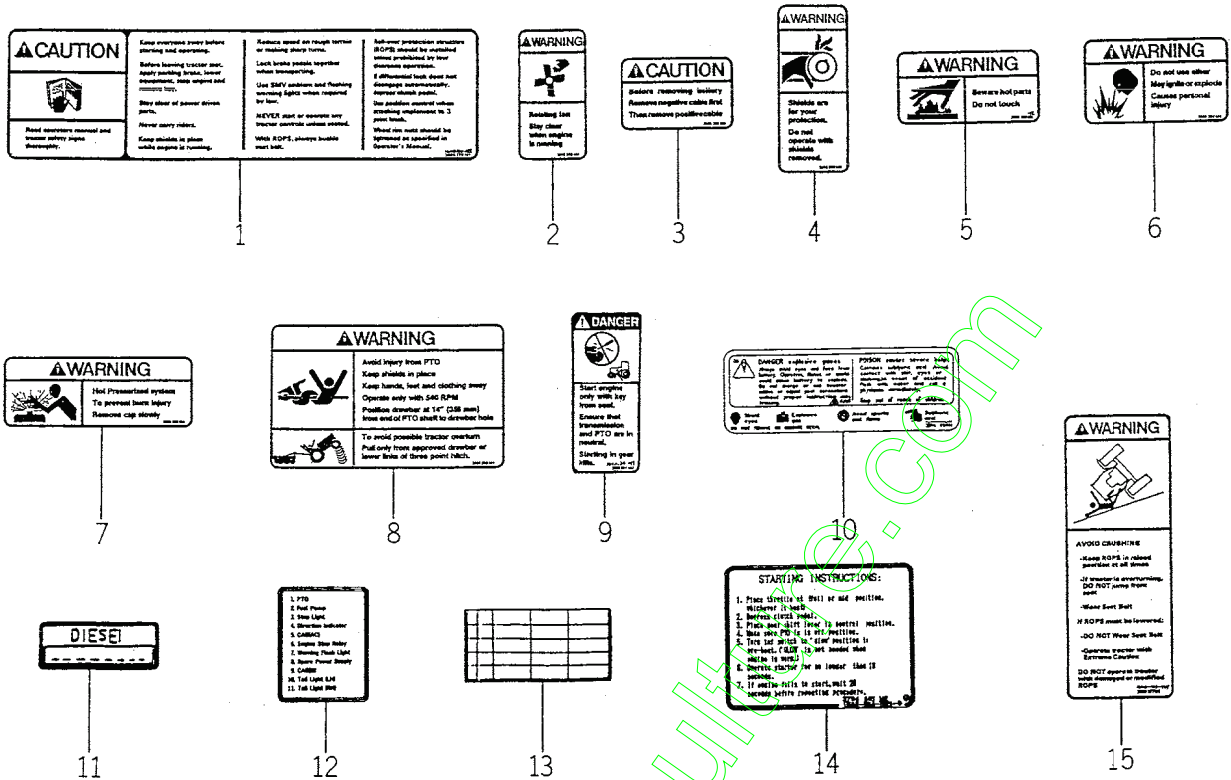








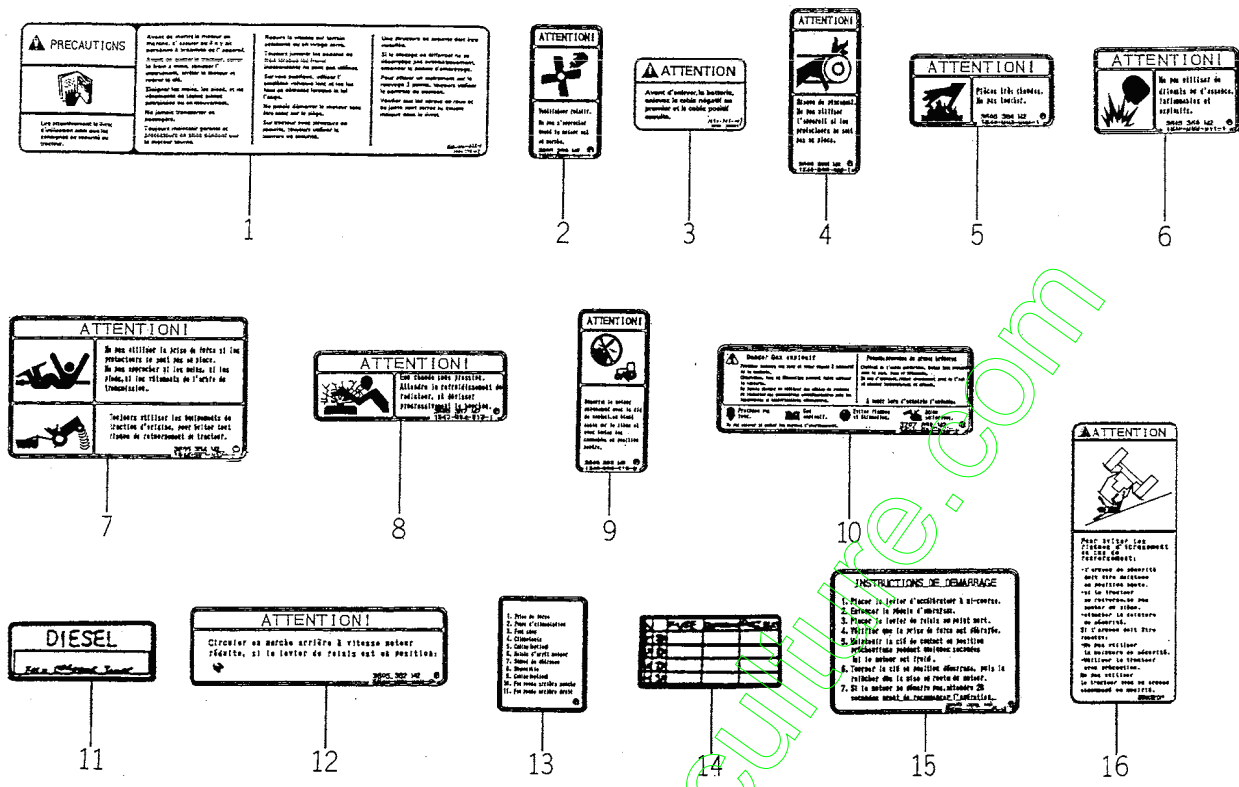
FIG. 97 LABEL (ENGLISH) (OPTION)



1620-904

KEY	PART CODE	DESCRIPTION	S P C	TYPE OF MODEL		I T C	C O L	G R P	REMARKS
				TM223					
1	1640-904-022-00	LABEL/C/DRIVE/G	T	1					
2	1640-904-006-00	LABEL/W/FAN	T	2					
3	1640-904-007-10	LABEL/FUSE/11/F	T	1					
4	1640-904-008-00	LABEL/W/SHIELD	T	2					
5	1640-904-009-10	LABEL/W/MUFFLER	T	1					
6	1640-904-011-00	LABEL/W/ETHER	T	1					
7	1640-904-013-00	LABEL/W/RADIATOR	T	1					
8	1640-904-012-00	LABEL/W/SHIELD/PTO	T	1					
9	1640-904-019-00	LABEL/D/STARTER	T	1					
10	1640-904-016-00	LABEL/D/BATTERY	T	1					
11	1427-941-016-00	MARK, FUEL	T	1					
12	1620-904-006-00	LABEL/FUSE/11	T	1					
13	1594-904-025-00	MARK, FUSE/4	T	1					
14	1640-904-005-10	LABEL/START/U	T	1					
15	1640-903-045-00	LABEL/W/ROPS/E30	T	1					

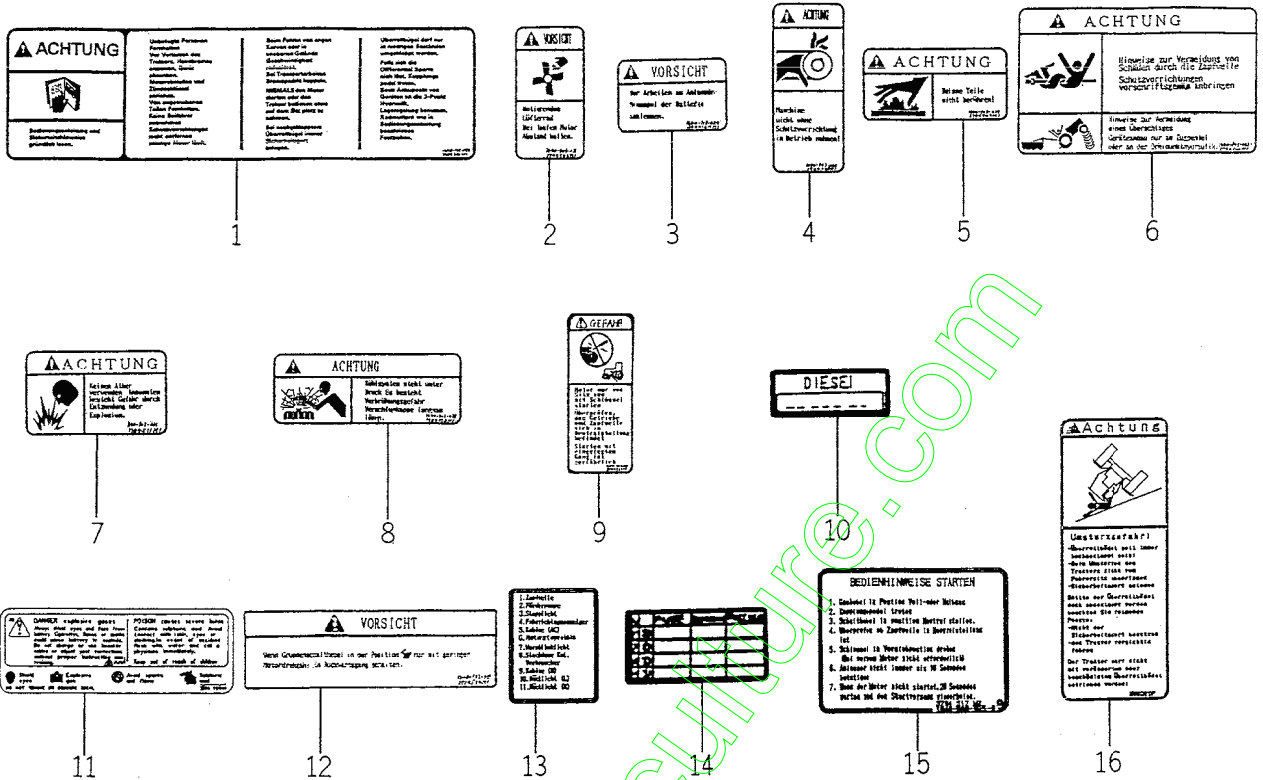
FIG. 98 LABEL (FRENCH) (EXCEPT E1 TYPE - OPTION)



1620-904A

KEY	PART CODE	DESCRIPTION	S P C	TYPE OF MODEL			REMARKS
				TM223	I T C	C O L	
1	1640-904-023-10	LABEL/C/DRIVE/F	T	1			
2	1640-903-006-10	LABEL/W/FAN/F	T	2			
3	1640-903-007-00	LABEL/C/BATTERY	T	1			
4	1640-903-008-10	LABEL/W/SHIELD/F	T	2			
5	1640-903-009-10	LABEL/W/MUFFLER/F	T	1			
6	1640-903-011-10	LABEL/W/ETHER/F	T	1			
7	1640-903-012-10	LABEL/C/SHIELD/PTO/F	T	1			
8	1640-903-013-10	LABEL/W/RADIATOR/F	T	1			
9	1640-903-015-20	LABEL/D/STARTER/F	T	1			
10	1640-903-016-10	LABEL/D/BATTERY/F	T	1			
11	1427-934-013-00	MARK. FUEL/FR	T	1			
12	1640-903-019-20	LABEL/C/SHIFT/F	T	1			
13	1620-904-007-10	LABEL/FUSE/11	T	1			
14	1594-904-025-00	MARK. FUSE/4	T	1			
15	1640-903-005-20	LABEL/START/F	T	1			
16	1640-903-046-00	LABEL/W/ROPS/E50	T	1			

FIG. 99 LABEL (GERMAN) (EXCEPT E1 TYPE – OPTION)



1620-904B

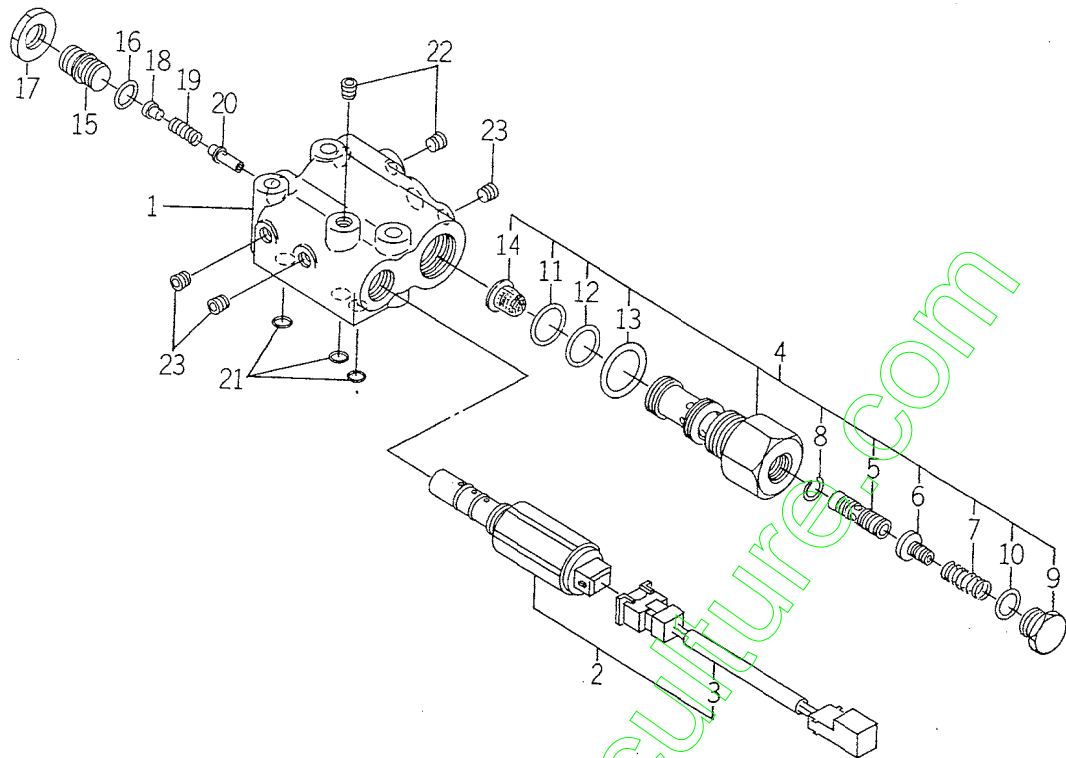
KEY	PART CODE	DESCRIPTION	S P C	TYPE OF MODEL		I T C	C O L	G R P	REMARKS
				TM223					
1	1640-904-024-00	LABEL/C/DRIVE/D	T	1					
2	1640-903-026-00	LABEL/W/FAN	T	2					
3	1640-903-027-00	LABEL/C/BATTERY	T	1					
4	1640-903-028-00	LABEL/W/SHIELD	T	2					
5	1640-903-029-00	LABEL/W/MUFFLER	T	1					
6	1640-903-032-00	LABEL/W/SHIELD/PTO	T	1					
7	1640-903-031-00	LABEL/W/ETHER	T	1					
8	1640-903-033-00	LABEL/W/RADIATOR	T	1					
9	1640-903-035-00	LABEL/D/STARTER	T	1					
10	1600-902-023-00	LABEL, FUEL/D	T	1					
11	1640-903-036-00	LABEL/D/BATTERY	T	1					
12	1640-903-039-00	LABEL/C/SHIFT	T	1					
13	1620-904-008-00	LABEL/FUSE/11	T	1					
14	1594-904-025-00	MARK, FUSE/4	T	1					
15	1640-903-025-10	LABEL/START/D	T	1					
16	1640-903-047-00	LABEL/W/ROPS/E20	T	1					







FIG.102 COMPONENT PARTS FOR K200 - 053 - 000 - 00 ON Fig.57

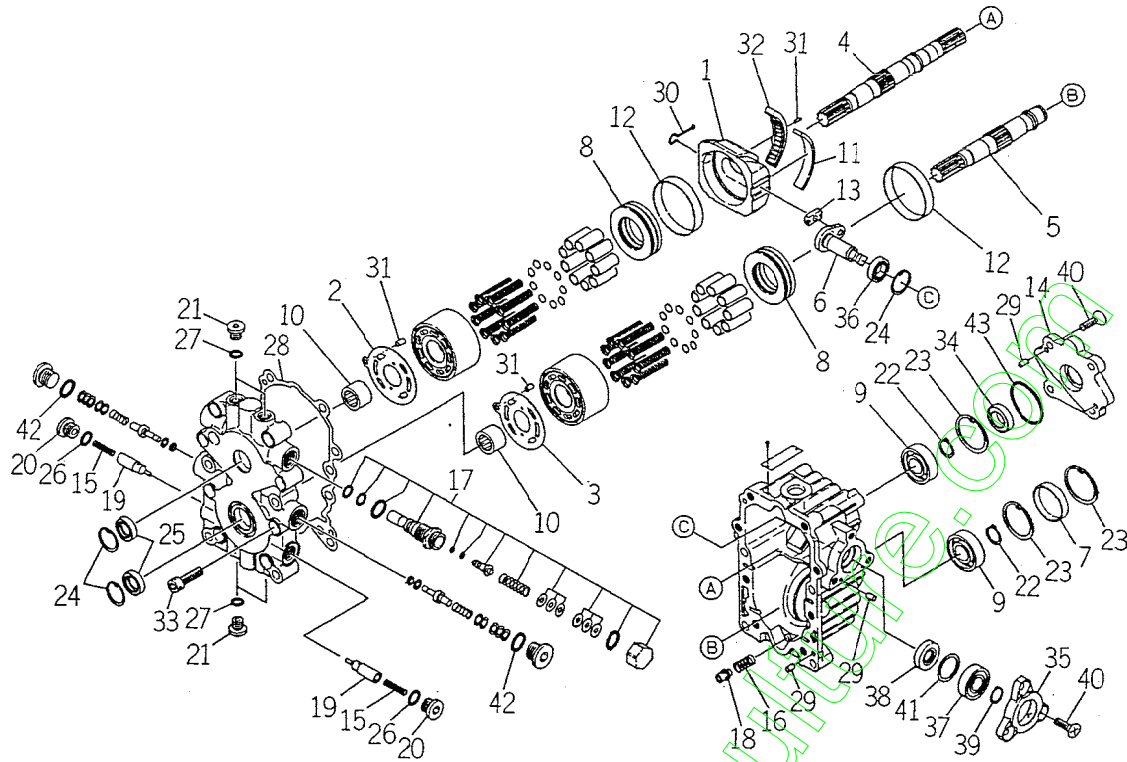


K200-0530

KEY	PART CODE	DESCRIPTION	S P C	TYPE OF MODEL		I T C	C O L	G R P	REMARKS
				TM223					
1	K 200 - 053 - 001 - 00	BODY/HVA1/053	*	1					
2	K 200 - 059 - 100 - 00	VALUVE, SOLENOID SET	*	1					
3	K 200 - 053 - 102 - 00	HARNES/PA/BLUE	*	1					
4	K 233 - 005 - 000 - 00	VALVE/FLOCON ASSY	*	1					
5	K 233 - 005 - 001 - 00	SPOOL/FLOCON/1.15	*	1					
6	K 233 - 002 - 003 - 00	SPRING/GUIDE	*	1					
7	K 233 - 002 - 004 - 00	SPRING/HCO27	*	1					
8	K 233 - 002 - 005 - 00	SPOOL/STOPPER	*	1					
9	K 211 - 008 - 011 - 00	PLUG	*	1					
10	V 720 - 112 - 401 - 40	O-RING/P14	*	1					
11	V 720 - 112 - 401 - 80	O-RING/P18	*	1					
12	V 720 - 112 - 402 - 00	O-RING/P20	*	1					
13	V 720 - 113 - 502 - 50	RING/O	*	1					
14	1 650 - 508 - 002 - 00	FILTER/LINE/12X18X15	*	1					
15	K 250 - 031 - 005 - 00	SCREW/F	*	1					
16	V 720 - 102 - 401 - 20	O-RING/P12	*	1					
17	K 250 - 001 - 007 - 00	NUT	*	1					
18	K 200 - 053 - 002 - 00	PLATE/SPRING	*	1					
19	K 200 - 035 - 006 - 00	SPRING/HCO20	*	1					
20	K 190 - 001 - 202 - 10	POPPET	*	1					
21	V 720 - 111 - 900 - 70	O-RING/P 7	*	3					
22	V 780 - 140 - 000 - 2T	PLUG/SCREW/SEAL	*	1					
23	V 780 - 140 - 000 - 1T	PLUG/SCREW/SEAL	*	3					



FIG.104 COMPONENT PARTS FOR 1683 - 202 - 500 - 00 ON Fig.15

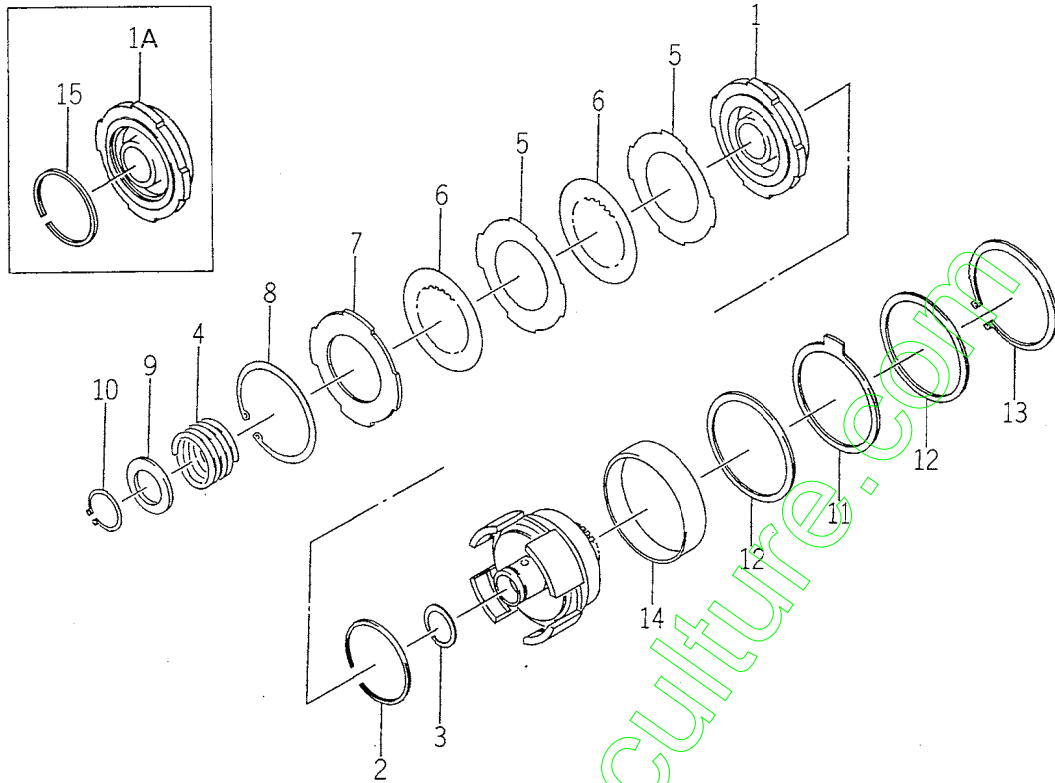


1683-2025

KEY	PART CODE	DESCRIPTION	S P C	TYPE OF MODEL		I T C	C O L	G R P	REMARKS
				TM223					
1	1683-202-501-00	PLATE/SWASH	*	1					
2	1683-202-502-00	PLATE/VALVE	*	1					
3	1683-202-503-00	PLATE/VALVE	*	1					
4	1683-202-504-00	SHAFT/P	*	1					
5	1683-202-505-00	SHAFT/M	*	1					
6	1683-202-506-00	SHAFT/TRUNNION	*	1					
7	1683-202-507-00	PLUG/BOA	*	1					
8	1683-202-508-00	BEARING/THRUST	*	2					
9	1683-202-509-00	BEARING/BALL	*	2					
10	1683-202-511-00	BEARING/NEEDLE	*	2					
11	1683-202-512-00	BUSH	*	1					
12	1683-202-513-00	BUSH	*	2					
13	1683-202-514-00	METAL/SLIDE	*	1					
14	1683-202-515-00	COVER	*	1					
15	1683-202-516-00	SPRING	*	2					
16	1683-202-517-00	SPRING	*	1					
17	1683-202-518-00	VALVE/S/A	*	1					
18	1683-202-519-00	VALVE/S/A	*	1					
19	1683-202-521-00	POPPET	*	2					
20	1683-202-522-00	PLUG	*	2					
21	1683-202-523-00	PLUG	*	4					
22	V704-140-020-00	RING, SNAP/20C	*	2					
23	V705-140-047-00	RING, SNAP/47 C	*	3					
24	V705-140-030-00	RING, SNAP/30 C	*	3					
25	1683-202-524-00	SEAL/OIL	*	2					
26	V720-112-401-40	O-RING/P14	*	2					
27	V720-112-401-10	RING/O	*	4					
28	1683-202-525-00	GASKET	*	1					
29	1683-202-526-00	PIN	*	8					
30	1683-202-527-00	GUIDE ASSY	*	1					



FIG.105 COMPONENT PARTS FOR 1685 – 211 – 500 – 00,10 ON Fig.30

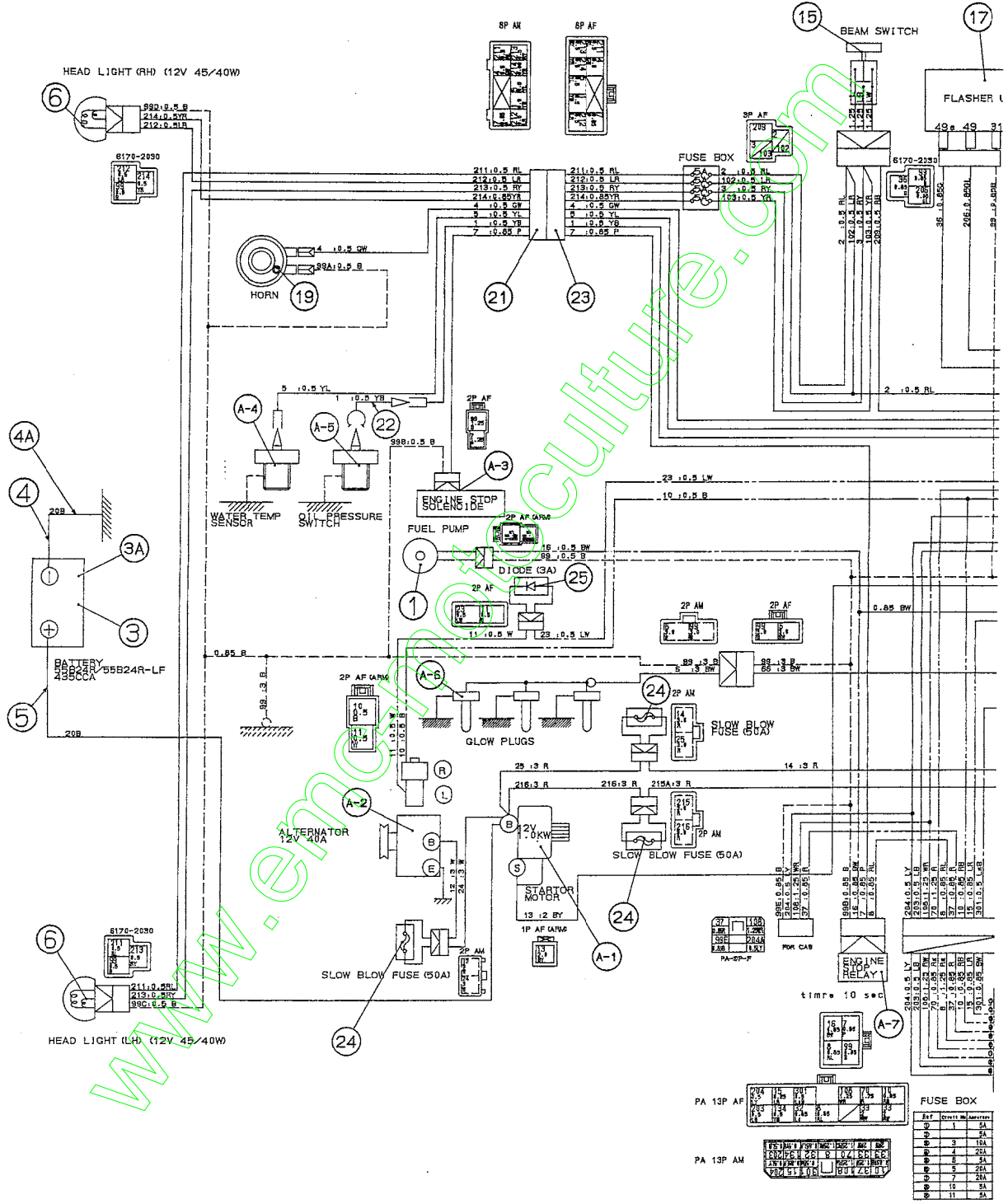


1685-2115

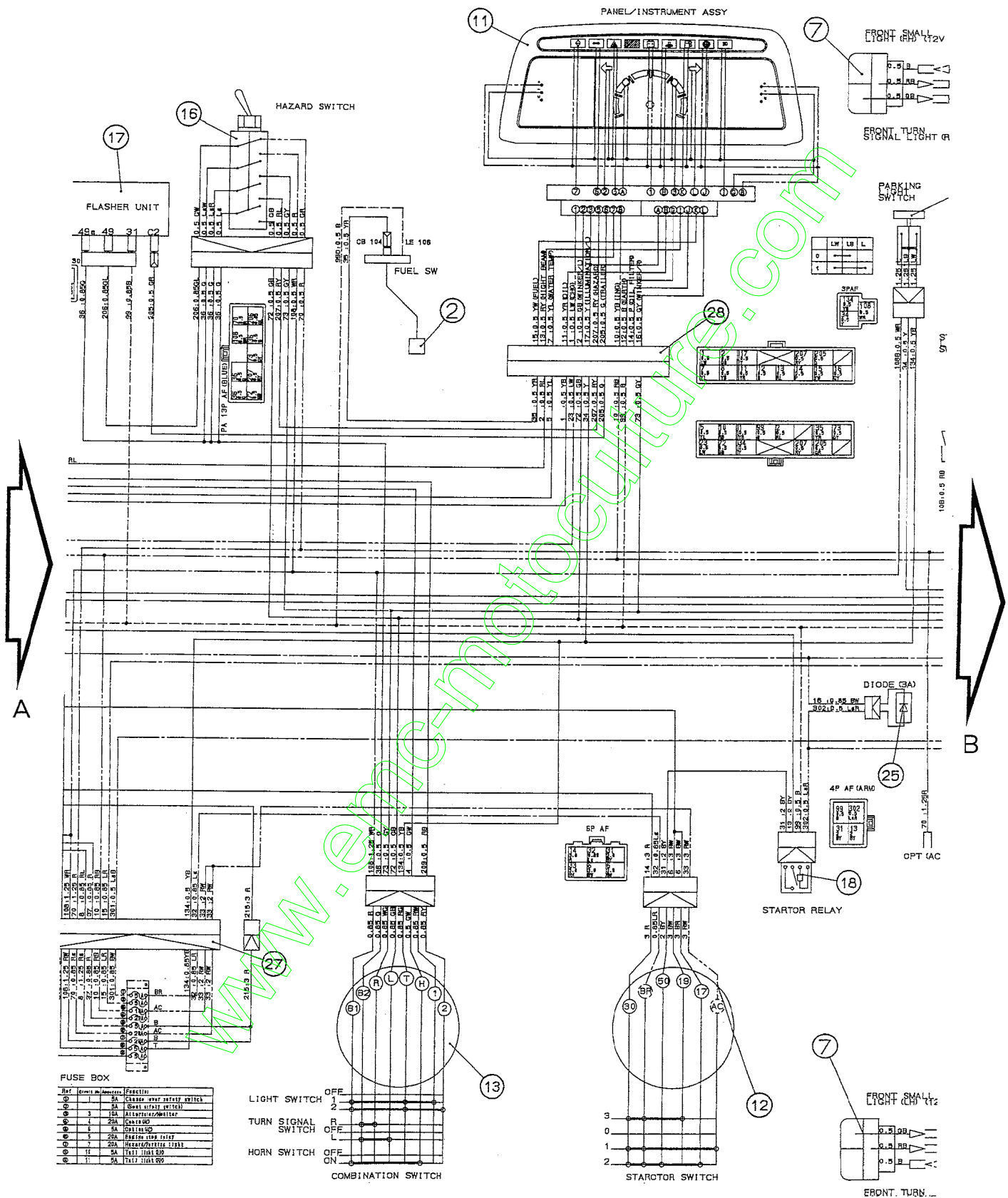
KEY	PART CODE	DESCRIPTION	SPEC	TYPE OF MODEL		I T C	C O L	G R P	REMARKS
				TM223					
1	1688-211-502-00	PISTON	*	1					
1A	1688-211-502-10	PISTON	*	1-51		1			
2	1688-211-503-00	SEALRING/77	*	1					
3	1688-211-504-00	SEALRING/32	*	1					
4	1688-211-505-00	SPRING	*	1					
5	1575-261-017-00	SEPARATERPLATE	*	2					
6	1575-261-016-00	DISKPLATE	*	2					
7	1575-261-025-00	BACKPLATE	*	1					
8	1688-211-506-00	SNAPRING	*	1					
9	1688-211-507-00	WASHER	*	1					
10	1688-211-508-00	SNAPRING/32	*	1					
11	1688-211-509-00	DISK/BRAKE	*	1					
12	1688-211-521-00	PRESSURE/BRAKE	*	2					
13	1688-211-522-00	SNAPRING/85	*	1					
14	1688-211-523-00	CONECTERRING	*	1					
15	1688-211-524-00	SPRING/WAVE	*	1					
				52-					

# WIRING DIAGRAM (STD) (A)

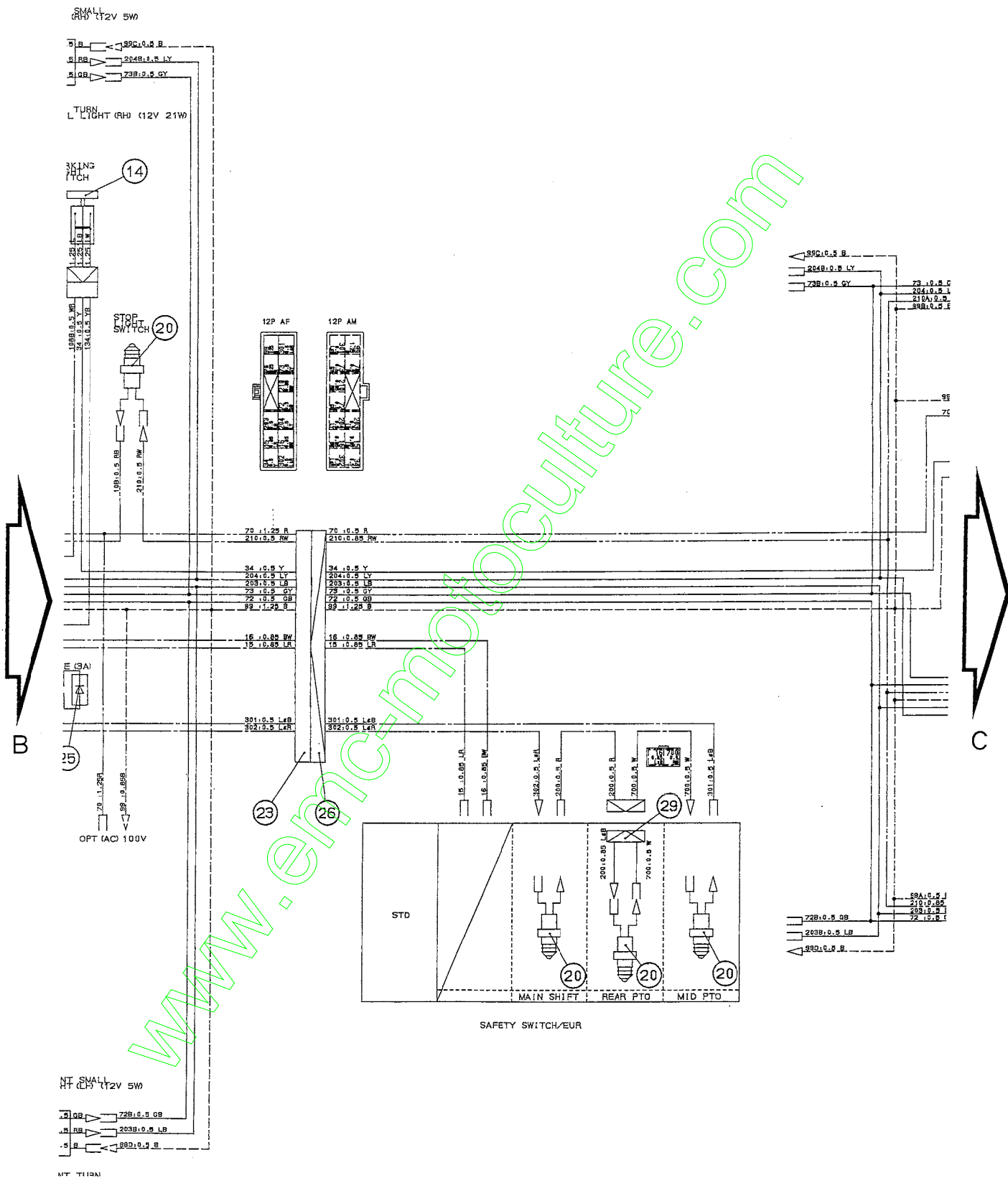
ELECTRIC WIRING DIAGRAM  
MF1225/STD (EUR)  
TM223/STD (EUR)



# WIRING DIAGRAM (STD) (B)

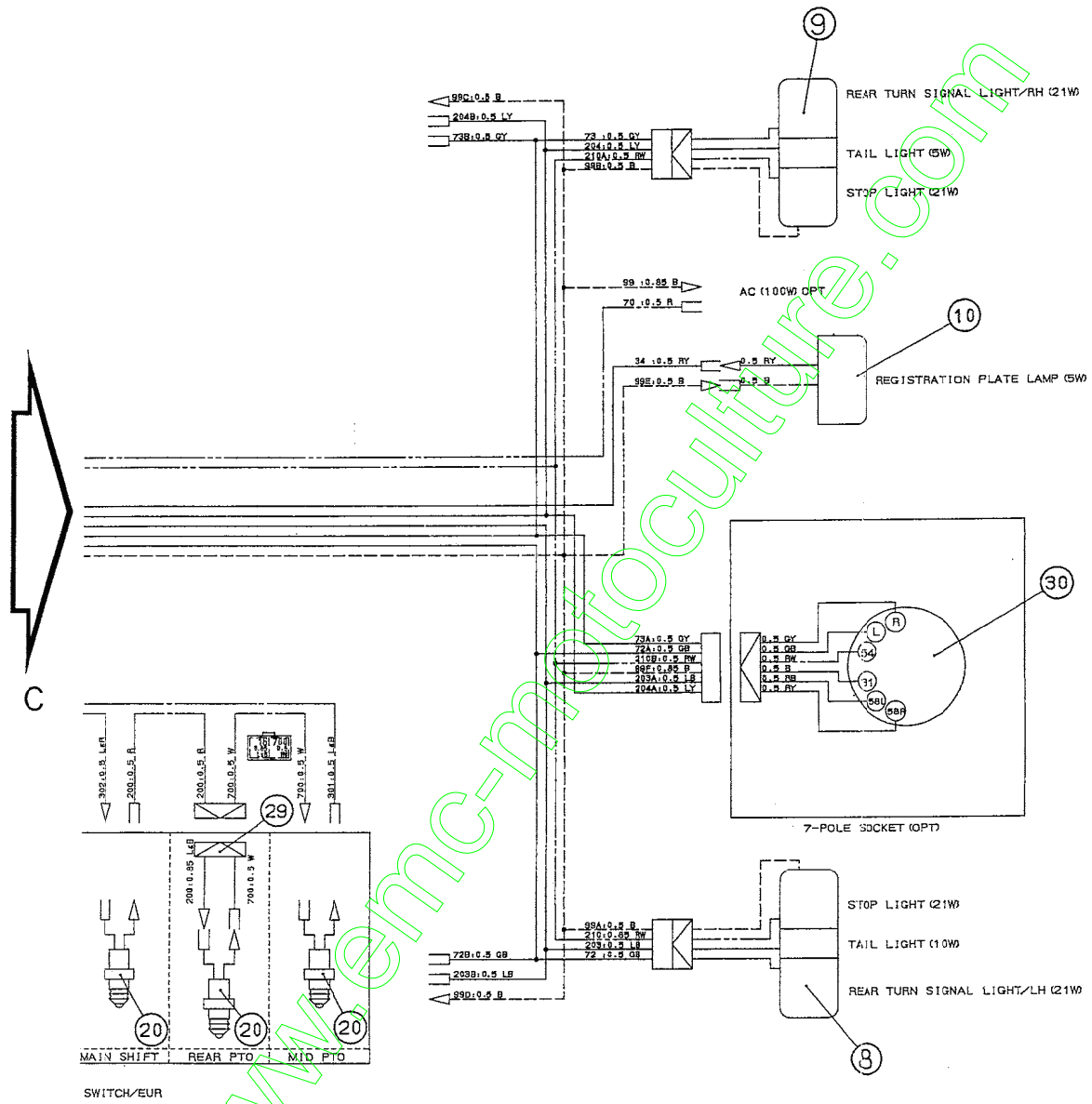


# WIRING DIAGRAM (STD) (C)



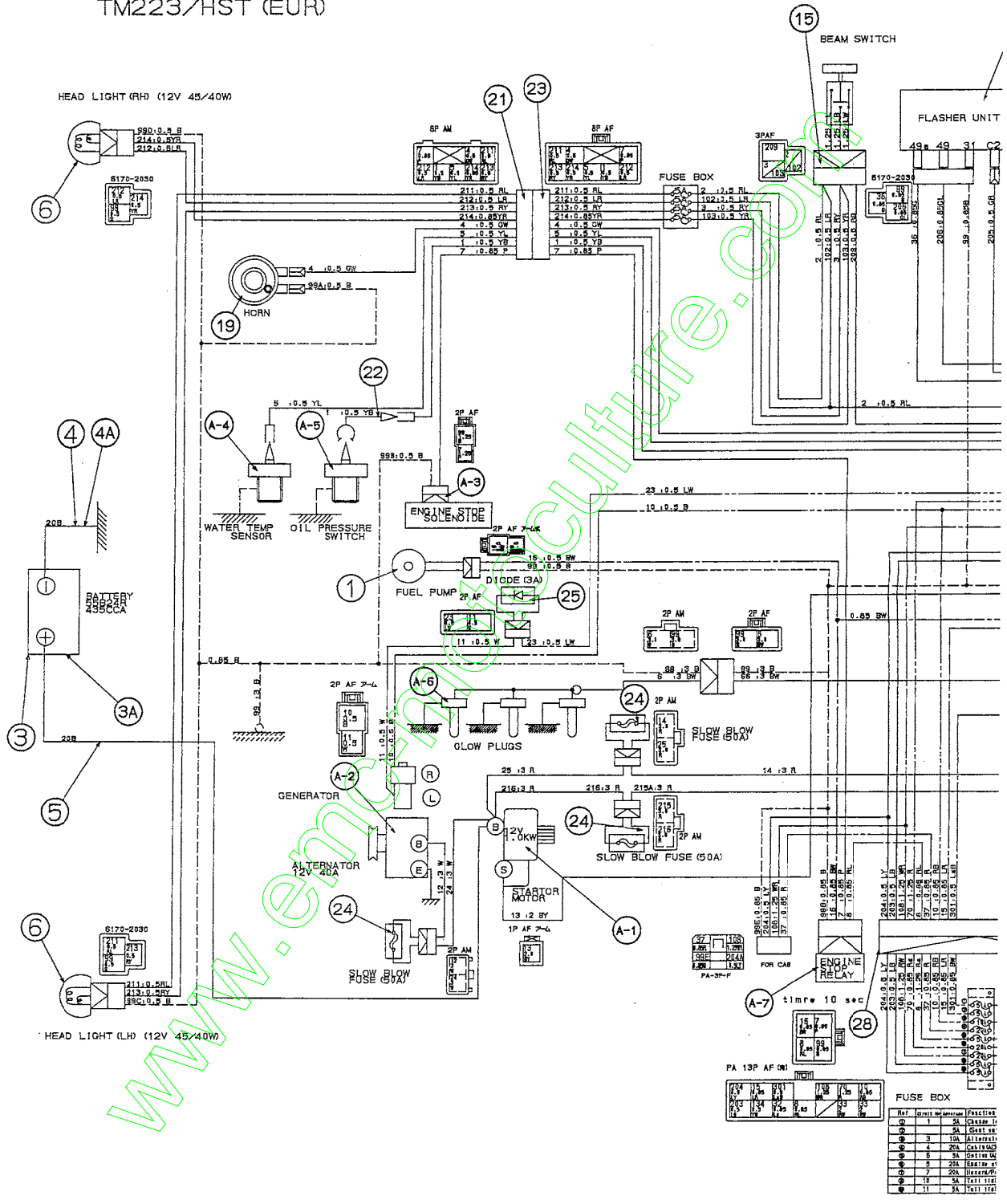


# WIRING DIAGRAM (STD) (D)



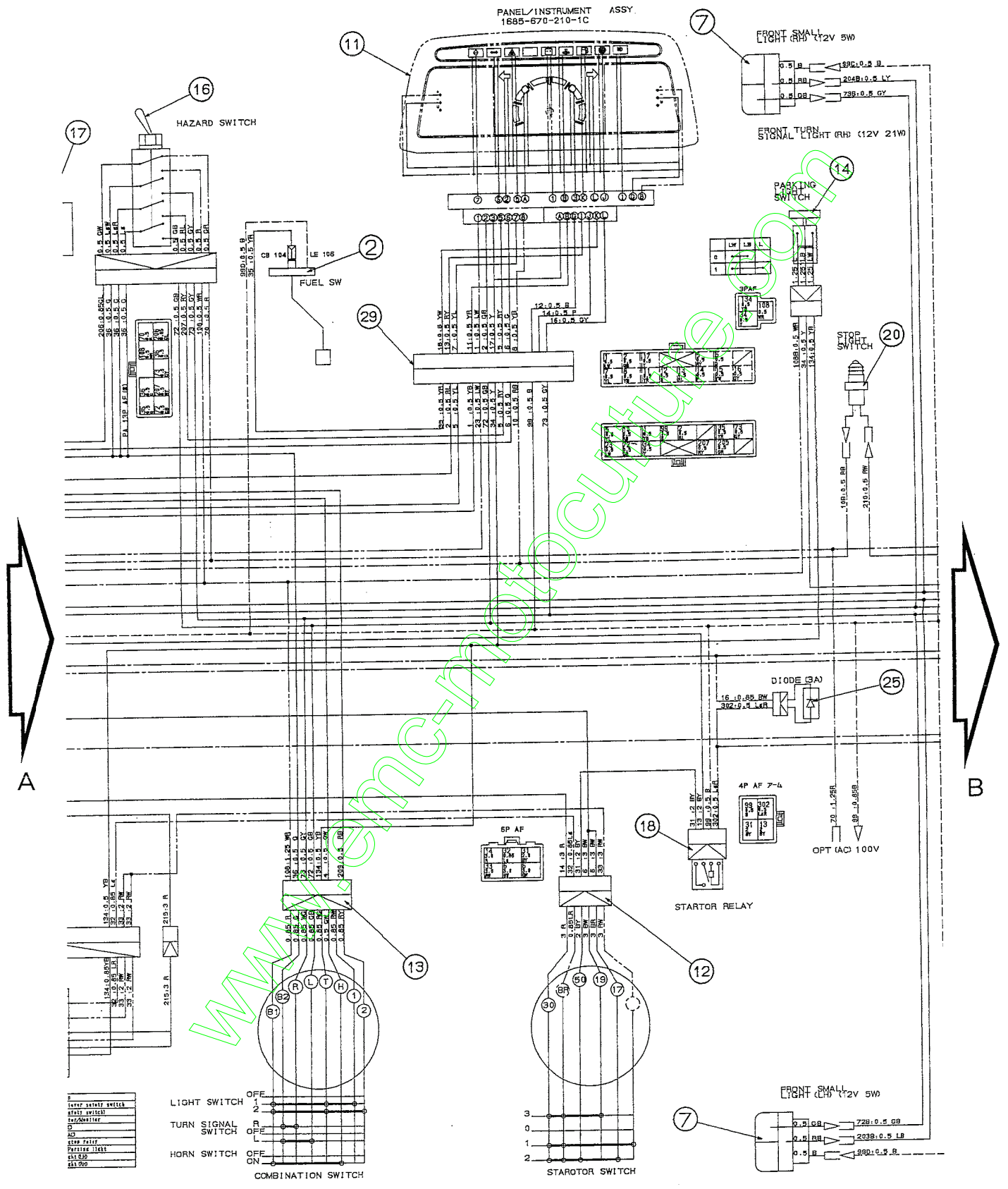
# WIRING DIAGRAM (HST) (A)

ELECTRIC WIRING DIAGRAM  
 MF1225/HST (EUR)  
 TM223/HST (EUR)

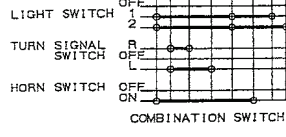


Ref	Series and Amperage	Function
1	5A	Chassis 1
2	5A	Chassis 2
3	15A	Alternator
4	20A	Generator
5	20A	Engine 1
6	20A	Engine 2
7	20A	Engine 3
8	20A	Engine 4
9	20A	Engine 5
10	5A	Test 1
11	5A	Test 2

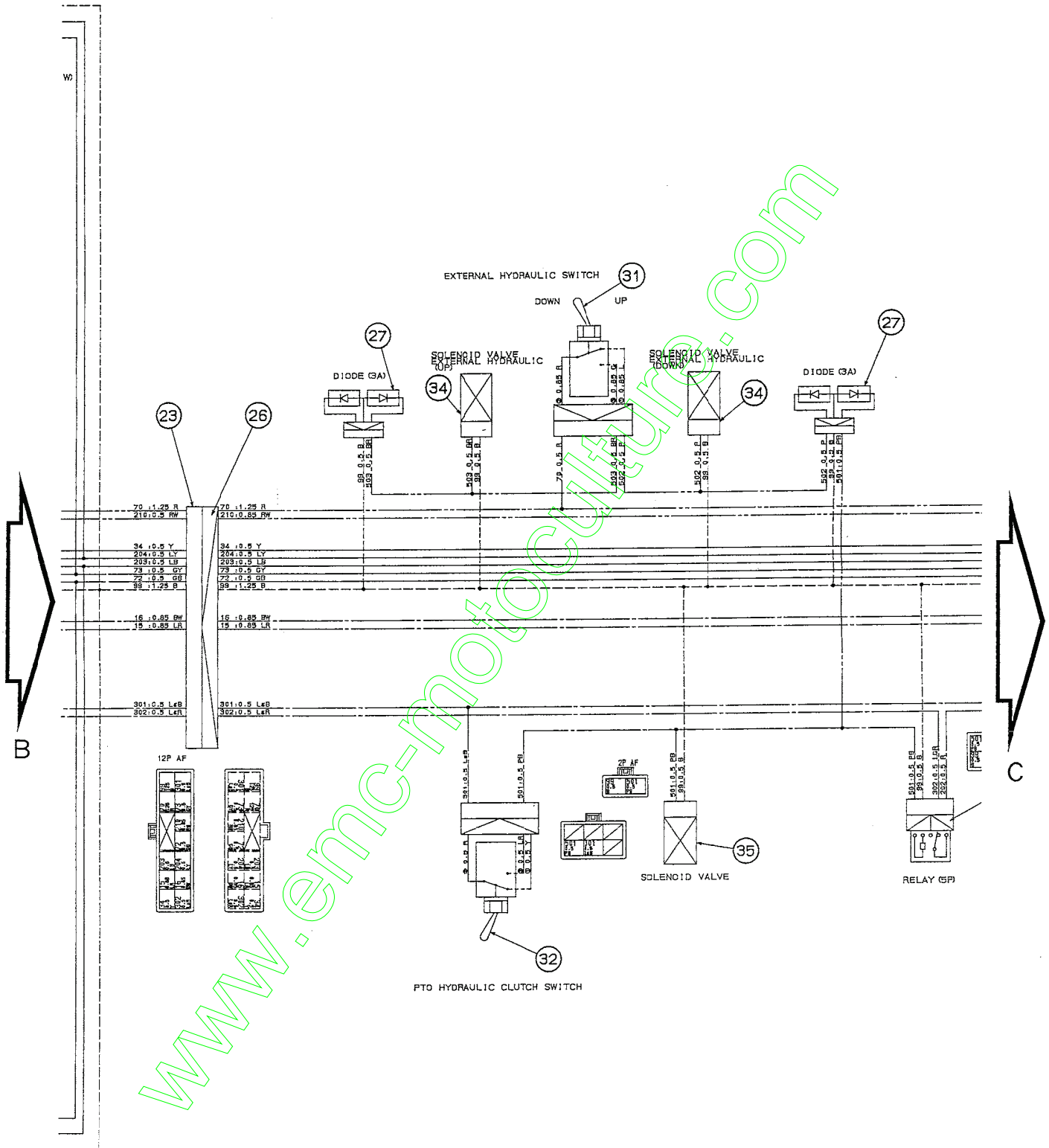
# WIRING DIAGRAM (HST) (B)



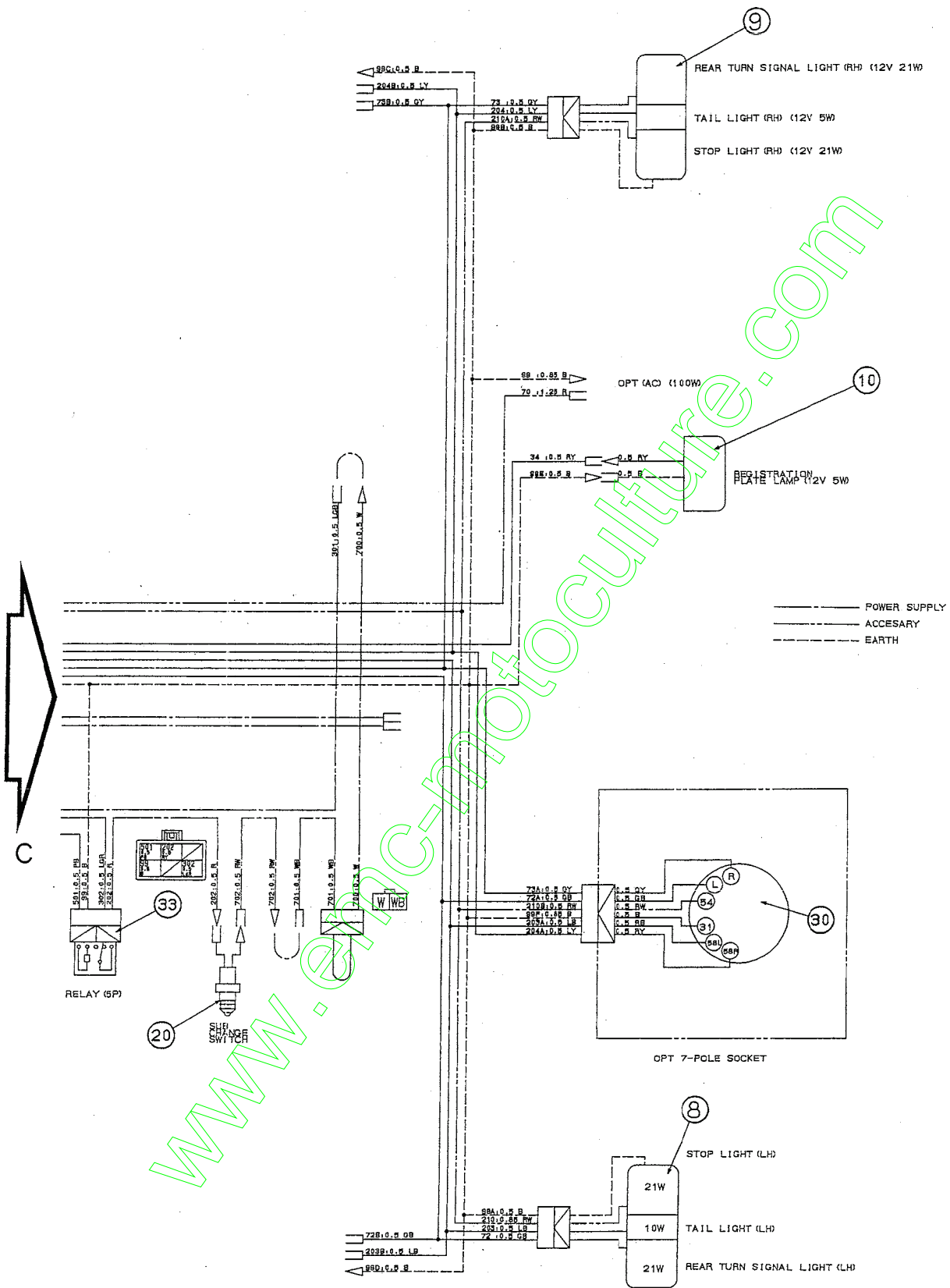
1	HAZARD SWITCH
2	FUEL SWITCH
3	TURN SIGNAL SWITCH
4	STOP SWITCH
5	DIODE
6	STARTOR RELAY
7	FRONT SMALL
8	FRONT TURN SIGNAL LIGHT (RH)
9	PARKING SWITCH
10	STOP SWITCH
11	DIODE
12	STARTOR SWITCH
13	COMBINATION SWITCH
14	PARKING SWITCH
15	STOP SWITCH
16	HAZARD SWITCH
17	FUEL SWITCH
18	TURN SIGNAL SWITCH
19	STOP SWITCH
20	DIODE
21	STARTOR RELAY
22	FRONT SMALL
23	FRONT TURN SIGNAL LIGHT (RH)
24	PARKING SWITCH
25	STOP SWITCH
26	DIODE
27	STARTOR SWITCH
28	COMBINATION SWITCH
29	PARKING SWITCH
30	STOP SWITCH



# WIRING DIAGRAM (HST) (C)



# WIRING DIAGRAM (HST) (D)



## NUMERICAL INDEX

6004-097-200-10

PART CODE	FIG. KEY	PART CODE	FIG. KEY	PART CODE	FIG. KEY
J061-210-012-00	22 7	6209-030-006-00	9 14	6211-291-016-00	5 26
J061-210-015-00	18 23		18 28	6211-292-001-20	5 27
J062-076-082-00	22 4	6209-030-043-00	21 18	6211-310-012-10	9 1
J062-087-093-00	22 9	6209-030-044-00	19 4	6211-310-012-20	9 1A
P117-303-003-00	9 23	6209-031-083-00	23 5	6211-311-007-20	9 40
V201-360-802-00	21 7	6209-046-001-00	9 16	6211-312-003-10	9 28
V203-361-004-50	23 8	6209-050-001-00	9 33	6211-312-003-20	9 28A
V211-560-802-00	3 3	6209-050-002-00	9 34	6211-312-004-10	9 41
	9 12	6209-300-004-00	8 5	6211-312-004-20	9 41A
	18 19	6209-300-013-00	5 31	6211-319-003-00	9 43
	18 27	6209-360-005-00	22 3	6211-322-002-00	9 52
	23 3	6209-360-021-00	22 5	6211-341-032-00	8 1
V211-560-802-50	4 3	6209-360-028-10	2 6	6211-342-002-10	8 2
V341-120-008-00	9 20	6209-409-001-00	9 19	6211-361-010-10	7 1
V401-160-010-00	23 10	6209-409-003-00	11 18	6211-510-001-00	5 10
V411-260-006-00	21 40	6209-440-003-00	13 7	6211-511-003-00	5 11
V523-100-802-40	5 17	6209-490-002-00	2 4	6211-511-004-00	5 12
V523-101-001-80	15 2	6209-500-003-00	9 17	6211-540-001-00	6 1
	16 2		9 26	6211-560-001-00	6 3
V600-110-600-40	21 14	6209-500-005-00	11 22	6211-599-001-10	5 13
V600-110-600-50	9 48	6209-580-002-10	21 37		6 2
V600-110-620-30	21 13	6209-587-001-00	13 4		6 4
V600-150-600-20	16 8	6209-605-004-10	1 4	6211-715-002-00	1 5
V682-200-000-60	1 9	6209-610-001-00	5 3	6211-721-001-00	1 6
V704-140-016-00	11 16	6209-610-002-10	9 3	6211-721-002-00	1 7
V705-140-012-00	9 32	6209-625-001-00	5 14	6211-751-001-10	2 2
V710-140-004-00	21 23	6209-625-002-00	9 7	6211-760-012-20	5 30
	21 33	6209-630-002-10	24 6	6211-777-007-20	10 1
V720-101-900-80	21 36	6209-740-001-00	9 27	6212-111-055-10	13 1
V720-102-401-50	17 9	6209-740-005-00	5 18	6212-114-055-10	14 1
V720-102-401-80	7 3	6209-749-001-20	5 15	6212-116-055-10	14 3
V723-102-002-40	9 37		9 45	6212-121-014-00	13 2
V723-102-005-00	9 44	6209-920-002-00	9 21	6212-124-014-00	14 2
V723-102-005-50	18 31		17 14	6212-126-014-00	14 4
1373-121-001-00	23 4	6209-940-004-00	11 15	6212-211-001-10	13 3
1425-621-004-00	9 15	6211-110-046-00	1 1	6212-230-004-00	13 5
3625-301-002-00	7 2	6211-110-057-00	1 1A	6212-235-001-10	13 6
3625-540-004-00	9 39	6211-141-029-10	1 10	6212-261-006-00	13 8
3632-360-036-00	22 6	6211-150-021-00	1 2	6212-264-006-00	6 5
6209-000-002-00	11 19	6211-170-004-10	2 1	6212-266-006-00	6 6
6209-000-003-00	1 11	6211-173-003-00	2 3	6212-310-009-00	15 1
6209-000-004-10	5 2	6211-210-037-10	5 1		16 1
6209-000-013-00	16 9	6211-210-037-20	5 1A	6212-330-046-00	15 5
6209-000-025-00	15 7	6211-258-001-00	5 8	6212-330-049-00	16 5
6209-030-005-00	9 8	6211-258-002-00	5 9	6212-330-049-10	16 5A

PART CODE	FIG. KEY	PART CODE	FIG. KEY	PART CODE	FIG. KEY
6212-333-003-00	15 6	6213-140-008-00	17 8	6215-342-001-00	25 3
	16 6	6213-149-002-00	17 10	6215-343-001-00	25 4
6212-339-004-10	15 8	6213-160-002-00	9 29	6215-345-001-00	25 7
6212-370-011-00	15 9	6213-161-001-00	9 30	6215-345-002-00	25 8
	16 10	6213-164-001-00	9 31	6215-345-003-00	25 9
6212-371-009-00	15 10	6213-240-002-00	17 15	6215-345-004-00	25 10
	16 11	6213-240-002-10	17 15A	6215-345-005-00	25 11
6212-372-002-10	15 11	6213-311-006-00	17 12	6215-345-006-00	25 12
	16 12	6213-319-001-00	5 25	6215-345-007-00	25 13
6212-379-001-00	15 14	6213-610-005-40	18 1	6215-345-008-00	25 14
6212-511-002-00	16 15	6213-611-003-20	18 2	6215-345-009-00	25 15
	12 1	6213-612-004-00	18 9	6215-345-010-00	25 16
6212-521-002-00	15 3	6213-613-002-10	18 8	6215-345-011-00	25 17
	16 3	6213-614-003-10	18 12	6215-345-012-00	25 18
6212-522-003-00	12 2	6213-614-004-10	18 17	6215-345-013-00	25 19
6212-523-003-00	12 6	6213-619-001-00	18 16	6215-345-014-00	25 20
6212-524-002-00	21 11	6213-619-002-00	18 11	6215-345-015-00	25 21
6212-530-005-10	9 47	6213-619-003-00	18 10	6215-345-016-00	25 22
6212-531-005-10	5 6	6213-621-003-00	18 6	6215-345-017-00	25 23
6212-535-001-00	12 4	6213-622-002-10	18 5	6215-345-018-00	25 24
6212-535-002-00	21 15	6213-631-002-00	18 3	6215-345-019-00	25 25
6212-551-001-00	11 1	6213-631-005-00	18 4	6215-345-020-00	25 26
6212-552-001-00	11 2	6213-641-002-00	19 2	6215-345-021-00	25 27
6212-561-001-00	11 3	6213-642-002-00	18 7	6215-345-022-00	25 28
6212-563-001-00	11 4	6213-660-007-00	19 1	6215-345-023-00	25 29
6212-565-001-00	11 5	6213-669-008-00	19 3	6215-345-024-00	25 30
6212-569-002-00	1 8	6213-671-012-00	19 5	6215-345-025-00	25 31
6212-571-003-00	11 6	6213-674-006-10	23 2	6215-345-026-00	25 32
6212-575-002-00	11 7	6213-711-003-20	18 30	6215-345-027-00	25 33
6212-600-002-00	11 8	6213-716-001-40	18 24	6215-345-028-00	25 34
6212-611-004-10	11 9	6213-721-003-00	18 25	6215-345-029-00	25 35
6212-616-002-00	11 17	6213-721-007-00	5 24	6215-345-030-00	25 36
6212-620-001-10	11 10	6213-729-013-10	18 22	6215-345-031-00	25 37
6212-621-002-10	11 11	6213-743-002-10	18 26	6215-345-032-00	25 38
6212-626-002-10	11 12	6214-111-011-20	3 1	6215-345-033-00	25 39
6212-628-004-00	11 13	6214-115-001-20	3 2	6215-345-034-00	25 40
6212-628-005-00	11 14	6214-141-010-10	4 1	6215-345-035-00	25 41
6213-100-003-20	17 1	6214-145-001-30	4 2	6215-345-036-00	25 42
6213-100-003-30	17 1A	6215-300-036-00	20 1	6215-345-037-00	25 43
6213-111-001-30	17 2	6215-311-027-00	25 52	6215-345-038-00	25 44
6213-119-001-00	17 6	6215-315-002-00	20 2	6215-345-039-00	25 45
6213-120-003-10	17 3	6215-330-024-00	25 1	6215-345-040-00	25 46
6213-120-003-20	17 3A	6215-331-008-00	25 2	6215-345-041-00	25 47
6213-125-001-00	17 4	6215-332-013-00	25 5	6215-345-042-00	25 48
6213-129-003-00	17 5	6215-339-001-00	25 6	6215-345-043-00	25 49

6004-097-200-10

PART CODE	FIG. KEY	PART CODE	FIG. KEY	PART CODE	FIG. KEY
6215-359-001-00	25 50	6215-629-004-00	26 21	6281-129-020-00	27 7
6215-359-002-00	25 51	6215-629-005-00	26 22	6281-151-005-00	27 8
6215-410-006-10	20 3	6215-629-006-00	26 23	6281-151-005-10	27 8A
6215-410-007-10	20 4	6215-629-007-00	26 24	6281-200-005-00	23 1
6215-410-008-10	20 5	6215-629-008-00	26 25	6281-213-006-00	28 7
6215-411-074-10	22 2	6215-629-009-00	26 26	6281-214-003-00	28 12
6215-411-103-00	20 3A	6215-629-010-00	26 27	6281-214-004-00	28 13
6215-411-104-00	20 4A	6215-629-011-00	26 28	6281-215-001-00	28 17
6215-411-105-00	20 5A	6215-629-012-00	26 29	6281-216-001-00	28 18
6215-412-002-10	22 1	6215-629-013-00	26 30	6281-217-001-00	28 16
6215-419-001-00	22 8	6215-629-014-00	26 31	6281-221-001-00	28 4
6215-520-001-00	21 17	6215-629-015-00	26 32	6281-222-004-00	28 1
6215-526-001-10	21 19	6215-629-016-00	26 33	6281-229-002-00	28 2
6215-531-008-00	21 34	6215-631-012-00	26 9	6281-229-003-00	28 3
6215-541-001-00	21 20	6215-634-001-00	26 18	6281-229-004-00	28 6
6215-541-001-10	21 20A	6215-635-001-00	26 16	6281-229-005-00	28 5
6215-541-016-30	21 24	6215-637-001-00	26 15	6281-229-006-00	28 8
6215-541-024-10	21 35	6215-639-004-00	26 17	6281-229-007-00	28 9
6215-542-004-20	9 22	6215-639-005-00	26 19	6281-229-008-00	28 11
6215-542-005-00	9 24	6215-641-006-00	26 7	6281-229-009-00	28 10
6215-542-006-00	21 22	6215-643-006-00	26 3	6281-229-011-00	28 15
6215-543-002-10	21 21	6215-644-007-00	26 4	6281-229-012-00	28 20
6215-546-003-00	9 18	6215-649-001-00	26 5	6281-229-013-00	28 21
6215-549-006-00	21 28	6215-649-002-00	26 6	6281-229-014-00	28 22
6215-549-007-10	21 38	6219-310-003-10	9 36	6281-229-015-00	28 23
6215-549-009-00	21 29	6219-310-003-20	9 36A	6281-229-016-00	28 24
6215-549-010-00	21 30	6219-732-002-00	24 4	6281-229-017-00	28 25
6215-549-012-00	21 42	6219-752-006-00	21 2	6281-229-018-00	28 26
6215-549-013-00	5 29	6219-752-007-00	21 3	6281-229-029-00	28 14
6215-549-023-00	21 31	6219-752-008-00	21 4	6281-271-002-00	28 27
6215-549-024-00	21 32	6219-752-009-00	21 5	6281-410-010-00	24 3
6215-549-027-10	21 26	6219-752-010-00	21 6	6281-910-003-00	24 5
6215-549-028-10	21 25	6281-100-005-00	23 7	6281-910-003-10	24 5A
6215-549-034-00	21 27	6281-100-005-10	23 7A	6281-920-001-00	24 8
6215-600-103-10	21 1	6281-111-002-00	27 1	6281-971-003-00	24 1
6215-611-001-00	26 8	6281-115-005-00	27 11	6282-450-002-00	24 2
6215-612-001-00	26 11	6281-116-002-00	27 2	6294-453-002-00	5 22
6215-619-009-00	26 1	6281-118-002-00	27 9	6509-000-084-00	9 9
6215-619-010-00	26 2	6281-121-003-00	27 3	6509-605-019-10	5 5
6215-619-022-00	26 10	6281-124-001-00	27 6		9 2
6215-621-016-10	21 10	6281-129-006-00	27 17	6511-321-083-00	9 51
6215-622-001-00	26 14	6281-129-008-00	27 18	6513-770-022-10	18 29
6215-629-001-00	26 12	6281-129-009-00	27 19	6581-117-007-00	27 10
6215-629-002-00	26 13	6281-129-010-00	27 4	6581-123-011-00	27 12
6215-629-003-00	26 20	6281-129-011-00	27 5	6581-129-092-00	27 15



PART CODE	FIG. KEY	PART CODE	FIG. KEY	PART CODE	FIG. KEY
6581-129-096-00	27 16	6909-110-508-00	9 10		
6581-129-099-00	27 13		11 21		
6581-129-100-00	27 14		18 14		
6901-050-850-00	11 20		18 20		
6901-066-645-00	15 15		21 8		
6901-910-612-00	16 16 7 4 12 5 21 16 24 7	6909-111-508-00 6909-150-506-00 6909-150-508-00	27 20 15 13 16 14 21 41 9 11		
6901-910-614-00	5 28		9 50		
6901-910-616-00	9 38		9 54		
6901-910-625-00	17 7		18 15		
6901-910-816-00	17 11		18 21		
6901-910-830-00	18 32		21 9		
6901-910-840-00	3 4		27 21		
6901-910-845-00	9 13 18 13	6909-202-308-00 6909-572-008-00	9 25 2 5		
6901-911-020-00	8 3 10 2	6909-830-212-00 6909-902-299-00	1 12 5 23		
6902-050-610-00	15 12 16 13	6909-906-105-00 6911-129-006-00	17 13 1 3		
6902-050-816-00	9 42	6911-129-083-00	5 7		
6904-110-818-00	5 20	6911-219-195-00	5 4		
6904-110-822-00	5 21				
6904-110-840-00	9 4 9 46 5 19 18 18				
6904-110-850-00	9 6				
6904-110-855-00	9 5				
6908-000-716-00	12 3 21 12				
6908-000-750-00	15 4 16 4				
6908-160-816-00	5 16 8 4 16 7				
6909-110-406-00	9 35 21 39				
6909-110-408-00	9 49 9 53 27 22				
6909-110-410-00	23 6 23 9				

## NUMERICAL INDEX

6004-097-240-00

PART CODE	FIG. KEY	PART CODE	FIG. KEY	PART CODE	FIG. KEY
J061-210-012-00	21 7	6209-030-043-00	20 18	6211-312-003-20	9 28
J061-210-015-00	17 23	6209-030-092-00	18 4	6211-312-004-20	9 41
J062-076-082-00	21 4	6209-031-083-00	22 5	6211-319-003-00	9 43
J062-087-093-00	21 9	6209-046-001-00	9 16	6211-322-002-00	9 52
P117-303-003-00	9 23	6209-050-001-00	9 33	6211-341-032-00	8 1
V201-360-802-00	20 7	6209-050-002-00	9 34	6211-342-002-10	8 2
V203-361-004-50	22 8	6209-300-004-00	8 5	6211-361-010-10	7 1
V211-560-802-00	3 3	6209-300-013-00	5 31	6211-510-001-00	5 10
	9 12	6209-360-005-00	21 3	6211-511-003-00	5 11
	17 19	6209-360-021-00	21 5	6211-511-004-00	5 12
V211-560-802-50	17 27	6209-360-027-10	2 6	6211-540-001-00	6 1
V341-120-008-00	22 3	6209-409-001-00	9 19	6211-560-001-00	6 3
V401-160-010-00	4 3	6209-409-003-00	11 18	6211-599-001-10	5 13
	9 20	6209-440-003-00	13 7		6 2
	22 10	6209-490-002-00	2 4		6 4
V411-260-006-00	20 40	6209-500-003-00	9 17	6211-715-002-00	1 5
V523-100-802-40	5 17		9 26	6211-721-001-00	1 6
V523-101-001-80	15 2	6209-500-005-00	11 22	6211-721-002-00	1 7
V600-110-600-40	20 14	6209-580-002-10	20 37	6211-751-001-10	2 2
V600-110-600-50	9 48	6209-587-001-00	13 4	6211-760-012-20	5 30
V600-110-620-30	20 13	6209-605-004-10	1 4	6211-777-007-20	10 1
V600-150-600-20	15 8	6209-610-001-00	5 3	6212-111-055-10	13 1
V682-200-000-60	1 9	6209-610-002-10	9 3	6212-114-055-10	14 1
V704-140-016-00	11 16	6209-625-001-00	5 14	6212-116-055-10	14 3
V705-140-012-00	9 32	6209-625-002-00	9 7	6212-121-014-00	13 2
V710-140-004-00	20 23	6209-630-002-10	23 6	6212-124-014-00	14 2
	20 33	6209-740-001-00	9 27	6212-126-014-00	14 4
V720-101-900-80	20 36	6209-740-005-00	5 18	6212-211-001-10	13 3
V720-102-401-50	16 9	6209-749-001-20	5 15	6212-230-004-00	13 5
V720-102-401-80	7 3		9 45	6212-235-001-10	13 6
V723-102-002-40	9 37	6209-920-002-00	9 21	6212-261-006-00	13 8
V723-102-005-00	9 44		16 14	6212-264-006-00	6 5
V723-102-005-50	17 31	6209-940-004-00	11 15	6212-266-006-00	6 6
1373-121-001-00	22 4	6211-110-057-00	1 1	6212-310-009-00	15 1
1425-621-004-00	9 15	6211-141-029-10	1 10	6212-330-049-10	15 5
3625-301-002-00	7 2	6211-150-021-00	1 2	6212-333-003-00	15 6
3625-540-004-00	9 39	6211-170-004-10	2 1	6212-370-011-00	15 10
3632-360-036-00	21 6	6211-173-003-00	2 3	6212-371-009-00	15 11
6209-000-002-00	11 19	6211-210-037-20	5 1	6212-372-002-10	15 12
6209-000-003-00	1 11	6211-258-001-00	5 8	6212-379-001-00	15 15
6209-000-004-10	5 2	6211-258-002-00	5 9	6212-511-002-00	12 1
6209-000-013-00	15 9	6211-291-016-00	5 26	6212-521-002-00	15 3
6209-030-005-00	9 8	6211-292-001-20	5 27	6212-522-003-00	12 2
6209-030-006-00	9 14	6211-310-012-20	9 1	6212-523-003-00	12 6
	17 28	6211-311-007-20	9 40	6212-524-002-00	20 11

PART CODE	FIG. KEY	PART CODE	FIG. KEY	PART CODE	FIG. KEY
6212-530-005-10	9 47	6213-631-002-00	17 3	6215-345-019-00	24 25
6212-531-005-10	5 6	6213-631-005-00	17 4	6215-345-020-00	24 26
6212-535-001-00	12 4	6213-641-006-00	18 2	6215-345-021-00	24 27
6212-535-002-00	20 15	6213-642-002-00	17 7	6215-345-022-00	24 28
6212-551-001-00	11 1	6213-660-007-00	18 1	6215-345-023-00	24 29
6212-552-001-00	11 2	6213-669-008-00	18 3	6215-345-024-00	24 30
6212-561-001-00	11 3	6213-671-003-00	18 5	6215-345-025-00	24 31
6212-563-001-00	11 4	6213-674-006-10	22 2	6215-345-026-00	24 32
6212-565-001-00	11 5	6213-711-003-20	17 30	6215-345-027-00	24 33
6212-569-002-00	1 8	6213-716-001-40	17 24	6215-345-028-00	24 34
6212-571-003-00	11 6	6213-721-003-00	17 25	6215-345-029-00	24 35
6212-575-002-00	11 7	6213-721-007-00	5 24	6215-345-030-00	24 36
6212-600-002-00	11 8	6213-729-013-10	17 22	6215-345-031-00	24 37
6212-611-004-10	11 9	6213-743-002-10	17 26	6215-345-032-00	24 38
6212-616-002-00	11 17	6214-111-011-20	3 1	6215-345-033-00	24 39
6212-620-001-10	11 10	6214-115-001-20	3 2	6215-345-034-00	24 40
6212-621-002-10	11 11	6214-141-010-10	4 1	6215-345-035-00	24 41
6212-626-002-10	11 12	6214-145-001-30	4 2	6215-345-036-00	24 42
6212-628-004-00	11 13	6215-300-036-00	19 1	6215-345-037-00	24 43
6212-628-005-00	11 14	6215-311-027-00	24 52	6215-345-038-00	24 44
6213-100-003-30	16 1	6215-315-002-00	19 2	6215-345-039-00	24 45
6213-111-001-30	16 2	6215-330-024-00	24 1	6215-345-040-00	24 46
6213-119-001-00	16 6	6215-331-008-00	24 2	6215-345-041-00	24 47
6213-120-003-20	16 3	6215-332-013-00	24 5	6215-345-042-00	24 48
6213-125-001-00	16 4	6215-339-001-00	24 6	6215-345-043-00	24 49
6213-129-003-00	16 5	6215-342-001-00	24 3	6215-359-001-00	24 50
6213-140-008-00	16 8	6215-343-001-00	24 4	6215-359-002-00	24 51
6213-149-002-00	16 10	6215-345-001-00	24 7	6215-411-074-10	21 2
6213-160-002-10	9 29	6215-345-002-00	24 8	6215-411-103-00	19 3
6213-161-001-10	9 30	6215-345-003-00	24 9	6215-411-104-00	19 4
6213-164-001-00	9 31	6215-345-004-00	24 10	6215-411-105-00	19 5
6213-240-002-10	16 15	6215-345-005-00	24 11	6215-412-002-10	21 1
6213-311-006-00	16 12	6215-345-006-00	24 12	6215-419-001-00	21 8
6213-319-001-00	5 25	6215-345-007-00	24 13	6215-520-001-00	20 17
6213-610-005-40	17 1	6215-345-008-00	24 14	6215-526-001-10	20 19
6213-611-003-20	17 2	6215-345-009-00	24 15	6215-531-008-00	20 34
6213-612-004-00	17 9	6215-345-010-00	24 16	6215-541-001-10	20 20
6213-613-002-10	17 8	6215-345-011-00	24 17	6215-541-016-30	20 24
6213-614-003-10	17 12	6215-345-012-00	24 18	6215-541-024-10	20 35
6213-614-004-10	17 17	6215-345-013-00	24 19	6215-542-004-20	9 22
6213-619-001-00	17 16	6215-345-014-00	24 20	6215-542-005-00	9 24
6213-619-002-00	17 11	6215-345-015-00	24 21	6215-542-006-00	20 22
6213-619-003-00	17 10	6215-345-016-00	24 22	6215-543-002-10	20 21
6213-621-003-00	17 6	6215-345-017-00	24 23	6215-546-003-00	9 18
6213-622-002-10	17 5	6215-345-018-00	24 24	6215-549-006-00	20 28

6004-097-240-00

PART CODE	FIG. KEY		PART CODE	FIG. KEY		PART CODE	FIG. KEY	
6215-549-007-10	20	38	6219-310-003-20	9	36	6281-229-018-00	27	26
6215-549-009-00	20	29	6219-732-002-00	23	4	6281-229-019-00	27	19
6215-549-010-00	20	30	6219-752-006-00	20	2	6281-229-029-00	27	14
6215-549-012-00	20	42	6219-752-007-00	20	3	6281-271-002-00	27	27
6215-549-013-00	5	29	6219-752-008-00	20	4	6281-410-010-00	23	3
6215-549-023-00	20	31	6219-752-009-00	20	5	6281-910-003-10	23	5
6215-549-024-00	20	32	6219-752-010-00	20	6	6281-920-001-00	23	8
6215-549-027-10	20	26	6281-100-005-10	22	7	6281-971-003-00	23	1
6215-549-028-10	20	25	6281-111-002-00	26	1	6282-450-002-00	23	2
6215-549-034-00	20	27	6281-115-005-00	26	11	6294-453-002-00	5	22
6215-600-103-10	20	1	6281-116-002-00	26	2	6509-000-084-00	9	9
6215-611-001-00	25	8	6281-118-002-00	26	9	6509-605-019-10	5	5
6215-612-001-00	25	11	6281-121-003-00	26	3		9	2
6215-619-009-00	25	1	6281-124-001-00	26	6	6511-321-083-00	9	51
6215-619-010-00	25	2	6281-129-006-00	26	17	6513-770-022-10	17	29
6215-619-022-00	25	10	6281-129-008-00	26	18	6581-117-007-00	26	10
6215-621-016-10	20	10	6281-129-009-00	26	19	6581-123-011-00	26	12
6215-622-001-00	25	14	6281-129-010-00	26	4	6581-129-092-00	26	15
6215-629-001-00	25	12	6281-129-011-00	26	5	6581-129-096-00	26	16
6215-629-002-00	25	13	6281-129-020-00	26	7	6581-129-099-00	26	13
6215-629-003-00	25	20	6281-151-005-10	26	8	6581-129-100-00	26	14
6215-629-004-00	25	21	6281-200-005-00	22	1	6901-050-850-00	11	20
6215-629-005-00	25	22	6281-213-006-00	27	7	6901-066-645-00	15	16
6215-629-006-00	25	23	6281-214-003-00	27	12	6901-910-612-00	7	4
6215-629-007-00	25	24	6281-214-004-00	27	13		12	5
6215-629-008-00	25	25	6281-215-001-00	27	17		20	16
6215-629-009-00	25	26	6281-216-001-00	27	18		23	7
6215-629-010-00	25	27	6281-217-001-00	27	16	6901-910-614-00	5	28
6215-629-011-00	25	28	6281-221-001-00	27	4	6901-910-616-00	9	38
6215-629-012-00	25	29	6281-222-004-00	27	1	6901-910-625-00	16	7
6215-629-013-00	25	30	6281-229-002-00	27	2	6901-910-816-00	16	11
6215-629-014-00	25	31	6281-229-003-00	27	3	6901-910-830-00	17	32
6215-629-015-00	25	32	6281-229-004-00	27	6	6901-910-840-00	3	4
6215-629-016-00	25	33	6281-229-005-00	27	5	6901-910-845-00	9	13
6215-631-012-00	25	9	6281-229-006-00	27	8		17	13
6215-634-001-00	25	18	6281-229-007-00	27	9	6901-911-020-00	8	3
6215-635-001-00	25	16	6281-229-008-00	27	11		10	2
6215-637-001-00	25	15	6281-229-009-00	27	10	6902-050-610-00	15	13
6215-639-004-00	25	17	6281-229-011-00	27	15	6902-050-816-00	9	42
6215-639-005-00	25	19	6281-229-012-00	27	20	6904-110-818-00	5	20
6215-641-006-00	25	7	6281-229-013-00	27	21	6904-110-822-00	5	21
6215-643-006-00	25	3	6281-229-014-00	27	22		9	4
6215-644-007-00	25	4	6281-229-015-00	27	23		9	46
6215-649-001-00	25	5	6281-229-016-00	27	24	6904-110-840-00	5	19
6215-649-002-00	25	6	6281-229-017-00	27	25		17	18

PART CODE	FIG. KEY	PART CODE	FIG. KEY	PART CODE	FIG. KEY
6904-110-850-00	9 6				
6904-110-855-00	9 5				
6908-000-716-00	12 3				
	20 12				
6908-000-750-00	15 4				
6908-160-816-00	5 16				
	8 4				
	15 7				
6909-110-406-00	9 35				
	20 39				
6909-110-408-00	9 49				
	9 53				
	26 22				
6909-110-410-00	22 6				
	22 9				
6909-110-508-00	9 10				
	11 21				
	17 14				
	17 20				
	20 8				
6909-111-508-00	26 20				
6909-150-506-00	15 14				
	20 41				
6909-150-508-00	9 11				
	9 50				
	9 54				
	17 15				
	17 21				
	20 9				
	26 21				
6909-202-308-00	9 25				
6909-572-008-00	2 5				
6909-830-212-00	1 12				
6909-902-299-00	5 23				
6909-906-105-10	16 13				
6911-129-006-00	1 3				
6911-129-083-00	5 7				
6911-219-195-00	5 4				

## NUMERICAL INDEX

1685-097-100-10

PART CODE	FIG. KEY	PART CODE	FIG. KEY	PART CODE	FIG. KEY
J061-116-025-00	56 19	K250-001-007-00	102 17	V201-260-813-00	93 24
J061-210-012-00	4 23	K250-001-009-00	67 14	V201-261-001-60	71 11
J061-210-015-00	1 25	K250-019-000-10	103 9	V201-261-004-50	45 4
J061-224-032-00	1 21	K250-031-005-00	102 15	V201-261-202-50	35 2
J061-230-038-00	1 19	K270-001-003-10	72 3		58 5
J061-236-044-00	1 18	K270-001-004-00	72 2		74 36
	1 22	K270-001-200-00	72 4		79 6
J061-242-050-00	3 8	P113-211-018-00	71 17	V201-261-203-50	63 7
J061-247-055-00	3 10	P113-211-300-00	42 2	V201-261-204-50	46 4
J062-087-093-00	4 25		57 26	V201-261-205-00	45 3
J062-104-111-00	4 22	P113-211-330-00	56 20		46 3
J062-111-120-00	4 14		57 28	V201-360-802-50	74 6
	4 16	P117-202-015-00	57 21	V201-360-804-50	40 2
K185-031-302-00	54 5	P120-605-031-00	49 10	V201-361-003-0B	64 40
K185-031-303-00	54 6		51 10	V201-361-003-00	64 39
K190-001-202-10	102 20	V111-166-001-20	77 24	V201-361-007-50	15 5
K193-001-004-00	71 5	V112-166-001-60	85 5	V201-361-008-50	54 22
K193-003-000-00	71 2	V120-264-000-80	90 4	V201-361-009-00	36 3
K193-003-001-00	71 3	V120-264-001-20	89 16	V201-361-010-00	67 5
K193-003-002-00	71 4	V120-265-001-00	90 6	V201-361-202-50	9 4
K193-003-003-00	71 9	V120-366-001-60	89 19		10 2
K193-003-004-00	71 10		92 23		47 9
K200-014-005-00	72 9		93 23		64 42
K200-035-006-00	102 19	V120-376-001-20	77 20	V201-361-203-00	63 13
K200-053-000-00	57 18	V120-376-001-60	85 2		74 19
K200-053-001-00	102 1		91 9	V201-361-203-50	59 2
K200-053-002-00	102 18	V120-376-002-00	77 12	V201-361-204-00	10 3
K200-053-102-00	102 3		79 21		67 17
K200-059-100-00	102 2	V195-163-010-40	89 11		101 2
K211-001-000-00	69 8	V195-164-016-40	89 17	V201-361-204-50	59 5
K211-001-006-20	103 2	V200-260-501-0B	5 5	V201-361-206-00	67 18
K211-001-007-00	103 3	V200-360-604-00	38 5	V203-261-002-00	55 6
K211-001-008-00	103 4	V201-260-801-60	67 27	V203-261-202-00	36 26
K211-001-009-00	103 5	V201-260-802-50	11 3		91 6
K211-001-100-10	103 1	V201-260-803-00	41 10	V203-361-002-00	5 10
K211-008-011-00	72 6	V201-260-803-50	12 20		55 2
	102 9		13 20	V203-361-002-50	58 2
K231-001-008-00	71 8	V201-260-805-50	57 23	V203-361-003-50	2 3
K233-001-004-00	72 8	V201-260-806-00	12 19		9 9
K233-002-003-00	102 6		13 19	V210-260-601-20	78 21
K233-002-004-00	102 7		57 22	V210-260-603-00	56 15
K233-002-005-00	102 8	V201-260-806-50	4 11		57 15
K233-005-000-00	102 4	V201-260-808-00	3 13		73 25
K233-005-001-00	102 5	V201-260-813-00	70 4	V210-260-604-50	56 12
K250-001-000-00	67 12		92 24		57 12

PART CODE	FIG. KEY	PART CODE	FIG. KEY	PART CODE	FIG. KEY
V210-260-604-50	73 10	V211-360-801-60	6 21	V211-360-803-00	22 2
V210-360-601-20	1 9		23 7		59 10
	4 18		24 4	V211-360-804-00	1 29
V210-360-601-60	40 23		26 7	V211-361-002-50	37 2
	76 12		33 4		40 21
	76 15		36 25		83 3
	90 24		39 12		84 3
	90 27		40 15	V211-361-003-50	12 14
	91 20		42 8	V211-361-005-00	83 4
V210-360-602-00	12 33		42 13	V211-560-802-00	22 17
	13 33		57 17		64 36
	14 37		57 32	V211-560-802-50	12 28
	36 29		70 14		13 28
V210-560-603-00	83 10		71 18		14 32
	84 8		73 7		64 35
V211-260-801-60	9 6		73 11	V211-561-001-60	69 6
	9 13		73 29	V211-561-003-00	64 3
	10 7		75 4	V211-561-003-50	10 23
	69 22		77 10		54 18
	86 12		78 26	V211-660-802-00	14 27
V211-260-802-00	88 8		78 27	V211-660-803-00	78 31
	8 3		79 9	V211-661-003-50	13 14
	9 27		79 19		14 23
	10 17		80 2	V211-661-004-00	14 24
	10 27		80 4		67 4
	22 11		81 2	V211-661-004-50	67 6
	44 35		81 8	V211-661-005-00	14 15
	48 16		82 12	V220-540-802-50	56 4
	60 12		90 29		57 4
	61 13	V211-360-802-00	3 12		73 15
V211-260-802-50	67 22		5 16	V220-541-003-50	104 33
V211-260-803-00	12 31		33 14	V251-261-202-5D	12 8
	13 31		34 25		13 8
	14 35		79 13		14 8
V211-260-805-00	69 9		79 15	V251-261-203-50	43 35
V211-260-806-50	72 13		81 6		44 36
V211-261-002-00	24 16		82 5	V251-340-802-5D	10 18
	34 20		82 11	V251-341-002-50	14 14
	80 9		83 17	V251-341-003-5D	14 4
V211-360-801-60	1 13		84 15		63 15
	1 16	V211-360-802-50	34 23	V252-261-004-00	12 9
	4 20		49 25		13 9
	5 2		50 15		14 9
	6 10		64 30	V252-261-005-50	12 10
	6 15		82 9		13 10

1685-097-100-10

PART CODE	FIG. KEY	PART CODE	FIG. KEY	PART CODE	FIG. KEY
V252-261-005-50	14 10	V304-260-010-00	43 26	V361-260-006-00	91 10
V252-261-204-50	12 11		44 26	V362-260-008-00	41 11
V252-341-002-00	14 13		45 8		43 34
V252-341-003-00	12 3		46 8		60 15
	12 12		51 25		79 10
	13 3		54 21		86 13
	13 12		70 11		88 9
V252-341-003-50	14 12	V304-260-012-00	45 9	V363-260-008-00	59 11
	12 4		46 9		76 13
	13 4		63 8	V401-160-006-00	77 22
	14 3	V304-260-016-00	68 12	V401-160-008-00	3 14
V252-341-203-00	12 13		74 11		4 12
	13 13		74 14		10 19
V252-341-204-50	13 11	V304-460-008-00	10 20		12 21
	14 11		34 16		13 21
V273-360-601-20	1 5	V304-460-010-00	10 21		28 3
V290-106-001-20	75 7		13 7		28 11
V301-260-006-00	6 6		67 9		40 3
	83 13	V304-460-012-00	9 28		40 9
V301-460-006-00	38 6		10 4		43 11
V304-260-008-00	6 20		74 28		44 11
	11 4	V304-460-024-00	74 25		48 19
	11 13	V305-260-008-00	68 8		57 24
	22 5		74 7		70 5
	23 5	V305-260-012-00	43 36		92 25
	34 18		44 38	V401-160-010-00	93 25
	40 10		51 26		2 4
	41 7	V327-262-110-00	65 5		5 12
	48 18	V328-262-110-00	8 10		9 8
	49 9		53 3		10 9
	49 12	V334-460-010-00	5 11		10 22
	49 23		9 7		12 5
	49 28		9 10		13 5
	49 41		10 8		14 6
	50 4	V335-260-012-00	90 21		15 7
	50 13		91 2		36 4
	50 23	V350-160-006-00	75 8		43 25
	50 35		76 8		44 25
	50 40		77 6		45 6
	51 9	V360-260-006-00	77 28		46 6
	51 21		83 12		54 19
	51 29		84 10		55 3
	84 11	V361-260-006-00	79 22		55 7
V304-260-010-00	12 7		86 9		58 3
	14 7		88 3		64 41



PART CODE	FIG. KEY	PART CODE	FIG. KEY	PART CODE	FIG. KEY
V401-160-010-00	65 6 67 8	V411-260-008-00	28 4 28 12	V500-162-002-00	43 32 44 32
V401-160-012-00	9 5 9 29 10 6		33 9 38 13 39 5		49 16 50 8 50 20
	35 3 45 5 46 5 47 10 54 13		43 31 44 31 49 15 49 19 49 27	V500-162-002-50	50 37 51 14 53 4 76 21 54 15
	58 6 59 3 59 6 63 14 64 43		49 42 50 7 50 19 50 36 51 13	V500-162-501-50 V500-162-502-00	65 4 8 15 33 19 49 29 49 43
	67 19 74 20 74 37 79 7 101 3	V411-260-010-00	51 17 76 20 92 26 93 26 5 13	V500-162-502-50 V500-163-001-50 V500-163-002-00	8 11 34 4 11 16 9 19 24 12
V401-160-016-00	68 10 74 15		8 9 9 11		26 13 33 10
V401-700-010-00	71 12		10 24		39 6
V411-260-004-00	60 10 61 10		12 6 13 6		49 20 51 18
V411-260-005-00	90 3 69 18 86 4 87 4 90 5		14 5 15 8 53 5 67 7 69 7	V500-163-002-50 V511-100-805-00 V522-100-801-60	74 13 41 2 49 2 51 2 43 9
V411-260-006-00	6 5 7 2 8 14 11 8 69 15	V411-260-012-00	70 10 10 5 35 4 43 37 44 37	V522-100-801-80	44 9 12 15 12 23 13 15 13 23
V411-260-008-00	77 9 77 23 1 31 6 19 11 15	V411-260-016-00 V500-162-001-50	58 7 74 38 79 8 68 11 38 14	V523-101-002-40	45 7 46 7 67 10 12 30 13 30
	12 22 13 22 24 11 25 7 26 12	V500-162-002-00	69 14 69 17 7 3 11 9 25 5		14 22 14 34 36 2 54 20 64 4

1685-097-100-10

PART CODE	FIG. KEY	PART CODE	FIG. KEY	PART CODE	FIG. KEY
V523-101-002-40	64 29 64 38	V600-110-620-60	43 17 44 17	V704-140-017-00 V704-140-018-00	104 39 24 19
V530-240-502-40	43 22 44 22	V600-110-620-80	64 26 47 6		26 18 39 10
V580-140-402-00	7 6	V600-110-630-40	17 11	V704-140-020-00	16 9
V580-140-403-60	67 25		18 8		18 7
V580-140-502-00	25 9 70 2		18 12 20 3		21 10 29 19
V580-140-502-50	34 11 62 12		29 2 30 33		30 13 32 7
V580-140-502-80	49 38 50 32		31 2 36 15	V704-140-022-00	104 22 19 4
V580-140-503-20	25 16	V600-110-630-50	64 6		48 7
V580-140-601-60	19 6 21 11	V600-110-630-60 V600-110-690-70	47 5 64 11		48 14 49 3
V580-140-602-50	24 8 26 9 33 6 38 16 39 2	V600-110-691-10 V600-111-600-60 V600-111-600-70 V606-110-520-50 V607-110-620-40	62 17 18 3 29 9 16 4 16 8	V704-140-025-00	51 3 16 6 18 14 21 4 29 13
V580-140-603-20	9 23 10 13 60 6 61 6	V607-110-620-50 V607-110-630-40	18 9 29 12 31 5 32 5		30 24 30 36 31 6 36 14
V580-140-604-00	36 9	V654-416-201-70	16 5		38 10
V580-140-802-80	49 37 50 31	V654-425-322-40	21 2 30 21		48 20 62 5
V600-110-600-50	64 9 64 21	V654-430-382-40 V682-200-001-00	30 28 24 5	V704-140-030-00	64 27 30 8
V600-110-600-80	64 12		25 4		30 18
V600-110-600-90	44 12		26 4		30 31
V600-110-601-00	43 13 44 13 62 14		27 4 27 7 28 8	V704-140-035-00	47 7 64 13 68 6
V600-110-620-40	16 3		28 18	V705-140-020-00	60 5
	20 4 21 14 29 15 30 15 30 35		34 3 36 13 56 8 57 8 73 19	V705-140-028-00	61 5 22 9 56 7 57 7 73 18
V600-110-620-50	31 8 30 32 36 16 64 25	V704-140-014-00 V704-140-015-00	91 3 91 5 28 14 40 16	V705-140-030-00 V705-140-047-00 V705-140-052-00	104 24 64 17 104 23 17 12
V600-110-620-60	30 16		40 19		29 3

PART CODE	FIG. KEY	PART CODE	FIG. KEY	PART CODE	FIG. KEY
V705-140-052-00	31 3 36 17 62 7	V720-112-401-10	56 21 56 25 57 20	V744-135-520-80 V744-135-550-80 V760-150-000-00	36 19 32 8 64 37
V706-140-040-00	62 16 68 5		57 27 57 29	V763-150-000-00	65 3 9 2
V706-140-055-00	62 15	V720-112-401-20	104 27 67 13 67 15 67 21 72 11		11 5 41 5 49 7 50 2 51 7
V707-140-055-00	64 14				
V707-140-062-00	29 10 30 19 64 7				
V707-140-080-00	47 8	V720-112-401-40	103 7 15 3 72 7 102 10 104 26	V780-140-000-1T V780-140-000-2T	72 10 102 23 103 6 72 12 102 22
V720-101-900-70	67 24 69 21				
V720-101-901-00	71 6				
V720-102-401-00	4 3				
	28 5 28 13 43 24 44 24 69 24	V720-112-401-80 V720-112-402-00	73 28 102 11 104 42 56 11 56 14	V781-160-000-6B V883-005-001-20 V889-000-081-60	36 27 66 4 66 9 52 4 52 9
V720-102-401-20	102 16		57 11	V920-550-801-00	100 5
V720-102-401-40	15 4 24 2 25 14 33 2		57 14 73 9 73 24 102 12	V920-551-201-40 V920-551-301-70 V920-551-902-20 V936-150-015-00	100 6 100 7 100 8 100 3
	34 7 36 23 48 5 48 12 55 10	V720-113-502-50 V720-113-502-90 V721-103-107-00 V721-103-109-00 V721-113-106-00	102 13 54 12 63 12 64 2 67 16	V999-200-003-00	52 5 52 10 52 15 66 5 66 10
V720-102-401-80					
V720-102-402-00					
V720-102-402-10	26 2 73 5	V723-101-501-40 V723-102-003-00	23 2 22 10	W296-134-007-00	66 15 75 11
V720-103-502-80	71 7 73 6 55 11	V723-112-002-90 V742-120-320-50	72 5 60 11 61 12		78 4 78 12 11 6
V720-103-503-60				1105-106-001-00	
V720-103-504-10	64 34	V742-135-500-60	68 2		49 4
V720-103-504-40	4 7	V744-114-280-70	56 6 57 6 73 17 9 20		49 6 51 4 51 6 40 17
V720-105-705-50	69 2				
V720-105-707-10	63 11				
V720-111-900-50	14 21	V744-120-350-70		1105-410-003-00	
V720-111-900-60	103 8		16 2	1108-311-005-00	15 6
V720-111-900-70	14 20 102 21		20 5 21 15	1302-225-003-00	25 3 34 2
V720-112-401-10	42 3 56 17	V744-130-450-80	43 18 44 18	1305-241-001-00	36 12 82 3

1685-097-100-10

PART CODE	FIG. KEY	PART CODE	FIG. KEY	PART CODE	FIG. KEY
1326-706-002-10	9 3 14 19 73 23	1415-505-014-00 1416-501-011-00 1416-621-037-00	73 27 69 3 5 4	1427-201-015-00 1427-201-016-00	13 27 14 31 45 11
1342-402-006-00	42 14 54 14	1421-122-003-00 1421-433-004-00	11 12 14 26	1427-203-002-00	46 11 17 4
1376-402-003-00	92 4 92 15 93 4 93 15 92 3	1421-502-002-00 1421-507-002-10	59 8 74 3 74 34 101 5 69 1	1427-209-200-00 1427-210-003-00 1427-210-008-10	18 17 25 11 28 2 28 10 25 1
	92 11 92 14 93 3 93 11 93 14	1421-602-005-10 1421-603-004-00 1421-906-001-00 1424-101-203-00	41 6 50 39 6 17 100 1 1 27	1427-210-009-00 1427-210-011-00 1427-210-200-00 1427-212-002-00 1427-212-003-20	25 2 25 6 25 8 32 6 32 2
1386-241-002-00	52 14 66 14	1424-101-204-00 1425-621-004-00	1 28 1 32	1427-251-004-00	36 18 26 5
1401-906-005-00	100 2		34 21	1427-301-002-20	43 1
1402-511-600-00	74 32		42 15		44 1
1404-117-008-00	8 8		50 17	1427-301-005-00	43 4
1404-312-006-00	49 14 49 18 50 6 50 21 51 12		79 11 79 18 91 11 92 5 93 5	1427-301-007-00 1427-301-009-00	44 4 43 6 44 6 43 7 44 7
1404-402-001-00	51 16 54 2 54 8	1427-111-229-00 1427-201-005-00	3 15 8 4 12 18	1427-301-011-10 1427-301-012-10 1427-301-013-10	44 14 44 15 44 16
1404-402-002-00	54 3 54 9	1427-201-007-00	13 18 12 16	1427-301-013-20 1427-301-014-10	43 16 43 19
1404-503-006-00	56 9 57 9 73 20	1427-201-008-00	13 16 14 16 12 17	1427-301-015-00	44 19 43 20 44 20
1414-312-002-00	7 9 70 12		13 17 14 17	1427-301-016-00	43 21 44 21
1415-102-007-00	76 17 4 2	1427-201-012-00	12 24 13 24	1427-301-018-00	43 23 44 23
1415-102-008-00	4 4		14 28	1427-301-019-00	43 27
1415-102-009-00	4 5	1427-201-013-00	12 25		44 27
1415-102-011-00	4 8		13 25	1427-301-021-00	43 30
1415-102-013-00	4 10		14 29		44 30
1415-205-013-00	30 23	1427-201-014-00	12 26	1427-307-002-10	47 11
1415-312-500-00	49 13 50 5 51 11		13 26 14 30 12 27	1427-307-003-00 1427-310-001-00	47 3 48 2 48 9

PART CODE	FIG. KEY	PART CODE	FIG. KEY	PART CODE	FIG. KEY
1427-310-002-10	48 15	1434-501-006-00	69 10	1491-434-017-00	64 24
1427-310-003-10	48 6	1434-502-004-00	68 4	1507-216-004-10	62 3
	48 13	1434-503-001-00	69 13	1510-328-260-00	50 22
1427-310-220-10	48 3	1434-503-002-00	69 16	1518-306-203-00	63 3
	48 10	1434-503-250-10	69 20	1518-432-250-00	63 2
1427-310-230-00	48 4	1434-503-260-20	69 23	1518-621-320-00	24 6
1427-310-270-00	48 11	1434-503-330-00	73 3		90 20
1427-406-018-00	65 2	1434-511-200-20	74 35		91 1
1427-431-003-00	74 27	1434-511-210-00	74 33		91 4
1427-431-011-00	60 3	1435-120-002-30	9 22	1527-604-002-00	77 17
1427-431-220-00	61 3	1435-122-002-00	9 17	1544-104-205-00	3 4
	60 2	1435-203-001-00	30 22	1544-123-005-00	11 7
	61 2	1435-511-260-00	74 5	1544-215-015-00	22 8
1427-432-016-00	62 6	1444-101-016-10	42 12	1544-215-016-00	22 14
1427-433-201-00	60 4		56 23	1544-219-005-00	22 6
1427-433-241-00	61 4		57 31		24 17
	54 4	1444-102-204-00	4 6	1544-304-006-10	43 10
	54 10	1444-314-009-10	12 32		44 10
1427-501-003-00	67 3		13 32	1544-322-002-00	30 7
1427-511-250-10	74 29		14 36		30 17
1427-601-003-00	25 15		36 28		30 30
	34 8	1444-411-006-00	43 2	1544-502-003-00	68 1
1427-611-001-00	81 4		44 2	1544-503-001-20	69 4
	82 7	1444-601-015-00	76 7	1544-503-200-20	69 5
1427-621-012-00	83 8	1444-621-016-00	79 3	1544-623-001-00	90 12
1427-934-013-00	84 6	1444-621-311-00	90 7	1544-623-232-00	90 13
	98 11	1444-621-312-00	90 8	1544-623-233-00	90 14
1427-941-016-00	97 11	1444-621-313-00	90 9	1544-623-234-00	90 15
1429-406-205-00	55 9	1444-621-320-00	90 10	1544-623-235-00	90 16
1432-242-001-00	50 38	1480-112-003-10	6 11	1550-514-290-00	74 30
1432-616-002-00	49 44	1480-207-012-00	30 6	1560-104-010-40	1 26
	51 27	1480-212-003-00	36 8	1560-132-007-30	40 8
1432-651-028-00	91 8	1480-501-003-00	67 2		49 22
1434-120-005-00	9 15	1480-604-204-00	78 3		50 12
1434-122-005-00	11 17		78 11		51 20
1434-122-230-10	9 12	1488-413-023-10	64 10	1560-208-018-40	30 29
1434-203-002-00	17 10	1488-541-021-00	22 20	1560-401-004-40	77 8
1434-310-220-00	48 1	1488-611-001-00	81 7	1560-404-002-30	50 10
	48 8		82 13	1560-515-004-40	73 21
1434-317-290-01	52 13	1488-611-003-10	82 2	1560-525-001-40	74 2
1434-441-201-10	66 3	1488-621-220-10	90 2	1560-530-250-00	72 14
	66 8	1491-120-001-00	9 16	1560-601-014-30	75 10
1434-501-003-00	67 20	1491-203-006-10	17 3	1560-601-017-00	75 9
1434-501-004-00	67 23		18 16	1560-602-001-40	75 2
1434-501-005-00	67 26	1491-307-201-00	47 4	1560-658-282-40	89 13

1685-097-100-10

PART CODE	FIG. KEY	PART CODE	FIG. KEY	PART CODE	FIG. KEY
1560-658-282-40	89 15	1594-218-001-00	32 3	1612-111-001-00	1 10
1560-664-264-00	92 9	1594-221-001-00	62 2	1612-111-230-10	8 1
	92 21	1594-654-261-10	86 11	1612-117-200-20	8 5
	93 9		88 7	1612-433-002-00	63 6
	93 21	1594-904-025-00	97 13	1612-433-200-00	63 4
1560-666-212-00	92 8		98 14	1612-434-006-00	64 19
	93 8		99 14	1612-434-009-00	64 28
1560-695-021-00	40 6	1600-112-231-00	6 12	1612-505-220-00	70 1
1560-695-022-00	40 7	1600-112-232-00	6 13	1612-603-002-00	77 13
1564-201-003-00	64 16	1600-117-002-00	8 7	1612-603-005-00	77 25
1564-304-003-00	22 18	1600-203-006-00	17 7	1612-690-001-00	5 14
1564-434-222-10	63 5	1600-301-004-00	43 12	1614-102-002-00	1 20
1564-530-430-00	91 7	1600-317-281-00	52 12	1614-102-213-00	1 3
1564-667-002-00	22 19	1600-431-002-00	60 8	1614-102-214-00	1 4
1566-525-101-00	79 17		61 9	1614-104-001-00	3 6
1568-132-200-00	50 34	1600-431-003-00	60 9	1614-105-003-10	4 15
1568-525-300-10	74 31		61 11	1614-117-001-00	8 6
1572-102-003-00	4 9	1600-502-003-00	22 4	1614-215-006-00	22 13
1575-261-016-00	105 6		23 4	1614-262-003-00	23 8
1575-261-017-00	105 5		68 7	1614-432-002-00	62 8
1575-261-025-00	105 7	1600-514-001-00	74 4	1614-432-006-00	62 11
1575-511-001-00	68 9	1600-514-002-00	74 17	1614-433-212-00	63 10
1575-623-010-00	92 19	1600-514-003-00	74 18	1614-435-004-00	64 45
	93 19	1600-515-001-00	74 26	1614-437-211-00	66 2
1575-623-210-00	90 1	1600-515-210-10	74 22		66 7
1575-623-211-00	90 11	1600-515-240-00	74 24	1614-501-015-10	81 3
1579-501-002-00	67 11	1600-622-321-00	86 8		82 6
1579-501-200-00	67 1		88 2	1614-505-002-00	70 7
1579-502-001-00	68 3	1600-623-002-00	90 23	1614-505-003-00	70 8
1581-521-642-00	38 8	1600-623-200-00	90 17	1614-505-004-00	70 9
1581-621-290-00	90 25	1600-623-210-00	90 18	1614-505-007-00	70 15
1593-102-004-20	1 24	1600-623-220-00	90 19	1614-603-018-00	77 7
1593-112-002-50	6 3	1600-624-004-00	92 2	1614-603-051-00	77 1
1593-203-058-20	18 13		93 2	1614-603-052-00	77 2
	21 3	1600-902-023-00	99 10	1614-603-201-10	77 14
1593-341-006-00	29 6	1600-904-003-00	95 4	1614-670-001-10	89 20
1593-341-014-00	29 7	1600-904-051-00	96 6	1614-670-201-00	89 8
1593-623-203-00	92 20	1602-242-551-10	40 5	1614-670-240-00	89 7
	93 20	1602-313-003-10	49 40	1614-670-250-00	89 9
1593-623-503-00	92 10	1604-112-200-00	6 1	1614-670-260-00	89 10
	93 10	1604-112-202-00	6 2	1614-670-281-00	89 14
1593-623-530-00	91 19	1608-201-008-10	4 21	1614-690-202-00	92 7
1594-105-001-00	2 2	1608-901-004-10	94 4		93 7
1594-218-001-00	17 2	1612-102-005-00	1 11	1617-102-006-00	1 30
	18 15	1612-105-002-00	4 24	1617-435-002-00	64 44

PART CODE	FIG. KEY		PART CODE	FIG. KEY		PART CODE	FIG. KEY	
1620-255-208-00	24	3	1640-903-012-10	98	7	1656-401-220-00	53	1
	26	6	1640-903-013-10	98	8	1656-401-222-00	53	2
	33	3	1640-903-015-20	98	9	1672-102-004-00	1	12
	36	24	1640-903-016-10	98	10	1672-105-210-00	4	1
1620-272-051-00	41	8	1640-903-019-20	98	12	1672-116-001-10	7	5
1620-410-001-10	58	4	1640-903-025-10	99	15	1672-116-200-10	7	4
1620-437-210-00	66	1	1640-903-026-00	99	2	1672-120-006-00	9	18
1620-437-220-00	66	6	1640-903-027-00	99	3	1672-120-007-00	9	14
1620-626-600-00	79	16	1640-903-028-00	99	4	1672-122-001-20	11	14
1620-903-003-00	95	10	1640-903-029-00	99	5	1672-122-002-00	11	10
1620-904-006-00	96	4	1640-903-031-00	99	7	1672-122-003-00	11	2
	97	12	1640-903-032-00	99	6		34	17
	98	13	1640-903-033-00	99	8		49	11
	99	13	1640-903-035-00	99	9		51	28
	95	9	1640-903-036-00	99	11	1672-201-004-00	12	1
1621-317-220-00	96	10	1640-903-039-00	99	12	1672-202-002-10	16	7
	52	2	1640-903-045-00	97	15	1672-207-001-10	22	1
	52	7	1640-903-046-00	98	16	1672-207-200-00	22	3
	1636-317-201-00	66	12	1640-903-047-00	99	16	1672-208-001-00	70
1637-604-009-00	78	19	1640-904-005-10	97	14	1672-208-200-20	23	1
1639-102-202-00	1	2	1640-904-006-00	97	2	1672-208-210-20	23	3
1640-111-001-00	5	8	1640-904-007-10	97	3	1672-210-002-00	28	6
1640-111-200-00	5	6	1640-904-008-00	97	4	1672-210-004-00	28	15
1640-111-202-00	5	7	1640-904-009-10	97	5	1672-210-005-00	28	16
1640-604-011-10	78	28	1640-904-011-00	97	6	1672-212-001-00	32	1
1640-658-322-00	89	3	1640-904-012-00	97	8	1672-216-310-00	34	6
1640-658-324-00	89	5	1640-904-013-00	97	7	1672-301-001-00	43	29
1640-658-325-00	89	6	1640-904-016-00	97	10		44	29
1640-674-001-00	91	18	1640-904-019-00	97	9	1672-301-002-00	43	8
1640-674-200-00	91	12	1640-904-022-00	97	1		44	8
1640-674-202-00	91	13	1640-904-023-10	98	1	1672-301-003-00	43	3
1640-674-203-00	91	14	1640-904-024-00	99	1		44	3
1640-674-204-00	91	15	1650-104-201-00	3	5	1672-301-004-00	43	5
1640-674-205-00	91	16	1650-203-008-00	30	14		44	5
1640-674-206-00	91	17	1650-253-003-00	26	3	1672-312-001-00	51	23
1640-902-005-00	95	13		27	3	1672-403-003-00	54	11
	96	13		27	6	1672-408-002-00	56	18
1640-902-006-00	95	14	1650-259-010-00	28	7	1672-408-210-00	56	24
	96	14		28	17		57	19
1640-903-005-20	98	15	1650-432-001-00	62	4	1672-432-001-00	62	9
1640-903-006-10	98	2	1650-508-002-00	102	14	1672-432-002-10	62	10
1640-903-007-00	98	3	1650-650-246-00	92	17	1672-433-200-00	63	9
1640-903-008-10	98	4		93	17	1672-434-002-00	64	5
1640-903-009-10	98	5	1650-652-253-20	92	18	1672-434-003-00	64	8
1640-903-011-10	98	6		93	18	1672-434-007-00	64	20

1685-097-100-10

PART CODE	FIG. KEY	PART CODE	FIG. KEY	PART CODE	FIG. KEY
1672-434-008-00	64 23	1674-619-300-10	85 6	1675-604-004-00	78 25
1672-434-011-00	64 15	1674-619-310-00	85 1	1675-604-201-10	78 1
1672-503-200-00	69 12	1674-652-200-00	85 7	1675-604-221-10	78 9
1672-503-210-00	69 19	1674-652-202-00	85 8	1675-670-230-00	89 18
1672-505-200-00	70 3	1674-654-200-00	86 1	1678-102-200-00	1 33
1672-505-210-10	70 6		87 1	1678-901-004-00	94 3
1672-508-262-00	56 2	1674-654-211-00	86 2	1681-211-002-00	29 8
	57 2		87 2	1682-102-003-00	1 6
	73 13		87 6	1682-102-004-00	1 23
1672-508-263-00	56 3		87 9	1682-112-001-00	6 16
	57 3	1674-654-212-00	86 3	1682-112-006-00	6 4
	73 14		87 3	1682-120-001-00	9 21
1672-508-264-00	56 5		87 7	1682-201-001-10	13 1
	57 5		87 10	1682-205-001-00	20 1
	73 16	1674-654-240-00	86 5	1682-205-200-10	20 2
1672-508-270-10	73 12		87 5	1682-207-200-00	22 7
1672-602-002-00	76 18	1674-654-260-00	86 6	1682-207-210-00	22 12
1672-602-210-00	76 10		87 8	1682-209-200-20	25 12
1672-602-230-00	76 16	1674-654-270-00	86 10	1682-211-002-20	29 18
1672-602-240-00	76 11		88 4	1682-211-007-00	29 17
1672-602-250-10	76 19	1674-654-271-00	88 5	1682-211-009-10	31 9
1672-603-005-00	77 19	1674-654-272-00	88 6	1682-216-001-10	34 5
1672-603-007-00	77 21	1674-658-001-10	95 12	1682-216-006-00	34 1
1672-603-200-00	77 18		96 17	1682-216-007-10	34 15
1672-604-006-00	78 5	1674-664-200-00	90 28	1682-216-220-30	34 19
1672-604-007-00	78 13	1675-102-002-00	1 8	1682-216-230-20	34 24
1672-604-008-00	78 14	1675-102-004-00	1 17	1682-216-260-10	34 12
1672-606-001-00	79 4	1675-104-001-00	3 7	1682-216-270-10	34 9
1672-606-002-00	79 5	1675-104-002-00	3 9	1682-218-200-10	35 1
1672-608-003-00	80 7	1675-104-200-10	3 11	1682-255-001-00	37 1
1672-608-200-00	80 5	1675-104-210-00	3 1	1682-255-002-20	21 8
1672-608-210-01	80 1	1675-104-211-00	3 2		30 11
1672-608-220-01	80 3	1675-104-213-00	3 3		36 7
1672-611-001-00	82 8	1675-116-001-00	8 16	1682-255-201-10	36 1
1672-611-200-10	81 1	1675-116-210-00	7 1	1682-255-202-00	36 6
	82 4	1675-117-210-20	8 13	1682-255-203-00	36 5
1672-616-002-00	83 6	1675-312-051-00	51 8	1682-255-204-00	36 10
	84 5	1675-506-002-00	71 16	1682-255-205-10	36 11
1672-616-003-00	83 9		72 16	1682-255-210-40	36 21
	84 7	1675-601-003-00	75 5	1682-255-301-10	38 11
1673-658-214-00	89 4	1675-602-003-00	76 1	1682-255-302-00	38 12
1674-410-301-00	59 9	1675-602-004-00	76 4	1682-255-303-00	38 3
1674-410-320-00	59 7	1675-602-005-00	76 5	1682-255-310-10	38 1
1674-520-004-00	101 6	1675-602-007-00	76 9	1682-255-320-00	38 7
1674-520-210-00	101 4	1675-604-003-00	78 24	1682-255-330-10	38 15



PART CODE	FIG. KEY	PART CODE	FIG. KEY	PART CODE	FIG. KEY
1682-301-200-00	43 28	1682-616-002-00	83 7	1683-202-515-00	104 14
1682-306-001-00	45 1	1682-616-300-30	83 1	1683-202-516-00	104 15
1682-306-002-00	45 2	1682-616-310-40	83 2	1683-202-517-00	104 16
1682-307-001-10	47 1	1682-660-003-00	86 7	1683-202-518-00	104 17
1682-312-004-10	49 34		88 1	1683-202-519-00	104 18
	50 28	1682-690-350-00	90 26		104 32
1682-312-005-10	49 26	1682-690-360-10	92 22	1683-202-521-00	104 19
1682-312-240-20	49 5		93 22	1683-202-522-00	104 20
	51 5	1682-690-430-00	93 13	1683-202-523-00	104 21
1682-312-260-00	49 24	1682-690-510-00	93 12	1683-202-524-00	104 25
	50 14	1682-902-001-00	95 7	1683-202-525-00	104 28
1682-312-300-00	49 30		96 1	1683-202-526-00	104 29
	50 24	1682-902-002-00	96 2	1683-202-527-00	104 30
1682-312-310-00	49 32	1682-902-004-00	95 11	1683-202-528-00	104 31
	50 26		96 5	1683-202-531-00	104 34
1682-312-340-10	51 22	1682-902-005-00	96 7	1683-202-532-00	104 35
1682-403-001-30	54 17	1682-902-007-20	95 15	1683-202-533-00	104 36
1682-403-200-30	54 1		96 11	1683-202-534-00	104 37
1682-403-250-20	54 7	1682-902-008-00	96 8	1683-202-535-00	104 38
1682-407-200-30	55 1	1682-902-009-00	95 2	1683-202-536-00	104 40
1682-407-210-10	55 8	1682-902-013-00	95 16	1683-202-537-00	104 41
1682-407-220-00	55 5		96 15	1683-202-538-00	104 43
1682-408-220-00	56 22	1682-902-014-00	95 5	1683-203-051-00	18 2
	57 30		96 16	1683-203-052-00	18 4
1682-408-230-00	56 16	1682-924-001-00	101 7	1683-203-053-00	18 5
1682-410-001-00	59 4	1682-924-200-00	101 1	1683-203-054-00	18 6
1682-410-200-10	58 1	1683-120-052-00	60 13	1683-205-051-00	21 1
1682-410-320-00	59 1	1683-120-530-20	10 12	1683-205-052-00	21 6
1682-431-210-00	61 8	1683-120-610-00	60 14	1683-205-053-00	21 7
1682-432-200-00	62 1	1683-201-053-10	14 25	1683-205-055-10	21 13
1682-433-001-20	63 1	1683-202-051-00	18 1	1683-208-053-00	24 15
1682-434-001-30	64 1	1683-202-500-00	15 1	1683-208-500-00	24 1
1682-434-004-20	64 32	1683-202-501-00	104 1		33 1
1682-434-005-30	64 33	1683-202-502-00	104 2	1683-208-510-00	24 7
1682-434-006-30	64 31	1683-202-503-00	104 3	1683-208-540-00	24 13
1682-434-007-00	64 22	1683-202-504-00	104 4	1683-209-500-10	26 1
1682-436-210-00	65 1	1683-202-505-00	104 5	1683-209-520-00	26 8
1682-503-001-00	69 11	1683-202-506-00	104 6	1683-209-530-00	26 14
1682-508-002-00	73 4	1683-202-507-00	104 7	1683-210-051-00	27 1
1682-508-230-10	73 22	1683-202-508-00	104 8	1683-210-052-00	27 2
1682-603-006-00	77 5	1683-202-509-00	104 9	1683-210-053-00	27 5
1682-604-007-10	78 6	1683-202-511-00	104 10	1683-216-051-10	33 13
	78 15	1683-202-512-00	104 11	1683-216-500-00	33 15
1682-606-230-10	79 14	1683-202-513-00	104 12	1683-265-510-00	33 5
1682-606-270-10	79 12	1683-202-514-00	104 13		39 1

1685-097-100-10

PART CODE	FIG. KEY	PART CODE	FIG. KEY	PART CODE	FIG. KEY
1683-265-520-00	39 7	1684-202-003-00	16 11	1684-611-240-00	82 10
1683-271-500-30	40 11	1684-202-004-00	16 12	1684-611-250-00	81 9
1683-271-520-10	40 12	1684-203-001-00	17 6	1684-616-200-00	83 16
1683-272-052-00	41 3	1684-203-002-00	17 8	1684-616-210-00	83 14
1683-272-053-00	41 14	1684-203-003-00	17 5	1684-616-220-00	83 15
1683-272-054-10	41 13	1684-203-004-00	17 9	1684-902-002-00	96 9
1683-272-550-00	41 12	1684-203-200-30	17 1	1684-902-003-00	96 3
1683-272-560-00	41 9	1684-204-001-00	19 1	1685-102-210-00	1 14
1683-273-055-00	42 4	1684-204-002-00	19 5	1685-102-220-00	1 15
1683-273-057-20	42 17	1684-204-003-00	19 3	1685-102-241-00	1 7
1683-273-570-10	42 9	1684-204-004-00	19 2	1685-102-250-10	1 34
	57 25	1684-207-001-00	22 16	1685-102-260-00	1 35
1683-273-580-10	42 1	1684-210-001-00	28 1	1685-103-200-10	2 1
1683-273-610-20	42 5	1684-210-002-00	28 9	1685-105-001-00	4 13
1683-273-640-00	15 2	1684-211-001-00	29 1	1685-105-210-00	4 19
1683-301-500-00	44 28	1684-211-002-00	31 4	1685-111-001-00	5 15
1683-312-002-00	50 16	1684-211-003-00	29 16	1685-111-210-00	5 1
1683-312-003-00	50 18	1684-211-004-10	31 1	1685-111-220-30	5 9
1683-312-530-30	50 29	1684-211-200-00	29 4	1685-111-310-00	5 3
1683-312-560-10	50 30	1684-211-201-00	29 5	1685-112-200-00	6 14
1683-312-570-00	50 11	1684-216-001-00	34 22	1685-112-210-00	6 18
1683-312-580-00	50 9	1684-301-001-00	43 14	1685-112-220-00	6 7
1683-431-051-00	60 1	1684-301-002-00	43 15	1685-112-222-00	6 8
1683-431-510-00	60 7	1684-301-210-00	43 33	1685-112-223-00	6 9
1683-601-001-00	75 6	1684-306-001-00	46 1	1685-117-210-00	8 2
1683-601-002-00	75 3	1684-306-002-00	46 2	1685-120-051-10	10 11
1683-602-001-00	76 3	1684-307-002-00	47 2	1685-120-061-00	10 11A
1683-602-002-00	76 2	1684-312-001-00	49 8	1685-120-210-00	10 15
1683-602-003-00	76 6	1684-312-210-00	49 35		10 25
1683-602-220-00	76 14	1684-312-220-00	49 36	1685-120-220-00	10 16
1683-616-500-20	84 1	1684-312-230-00	49 21		10 26
1683-616-520-10	84 14		51 19	1685-120-500-20	10 1
1683-902-001-00	95 1	1684-312-260-10	49 17	1685-205-001-00	21 5
1683-902-003-00	95 6	1684-312-280-10	51 15	1685-205-051-00	21 12
1683-902-004-00	95 3	1684-312-300-10	49 1	1685-208-051-00	24 10
	96 12		51 1	1685-209-051-00	26 11
1683-902-005-00	95 8	1684-408-210-00	56 13	1685-211-500-00	30 1
1684-102-200-10	1 1	1684-431-001-00	61 1	1685-211-500-10	30 1A
1684-120-200-10	9 1	1684-505-001-00	70 13	1685-216-051-10	33 8
1684-120-210-00	9 25	1684-508-200-00	73 30	1685-265-001-00	23 9
1684-120-220-00	9 26	1684-508-210-00	73 31		39 13
1684-122-001-00	11 11	1684-603-001-00	77 27	1685-265-051-00	39 4
1684-122-200-00	11 1	1684-603-210-00	77 26	1685-265-210-00	23 6
1684-202-001-00	16 1	1684-604-003-00	78 7		39 11
1684-202-002-00	16 10		78 16	1685-271-051-00	40 22

PART CODE	FIG. KEY	PART CODE	FIG. KEY	PART CODE	FIG. KEY
1685-271-510-00	40 4	1685-640-001-00	85 3	1688-211-508-00	105 10
1685-273-510-00	42 16	1685-640-002-00	85 4	1688-211-509-00	105 11
1685-273-520-00	42 10	1685-670-210-10	89 1	1688-211-510-20	30 3
1685-301-510-10	44 33	1685-670-220-00	89 2	1688-211-521-00	105 12
1685-317-210-00	52 1	1685-690-210-10	92 1	1688-211-522-00	105 13
1685-317-220-00	52 6		93 1	1688-211-523-00	105 14
1685-317-230-00	52 3	1685-690-220-00	92 6	1688-211-524-00	105 15
	52 8		93 6	1688-212-001-20	32 4
1685-317-510-00	52 11	1685-690-230-00	92 12	1688-216-500-00	33 11
1685-408-002-00	56 10	1685-690-250-00	92 27	1688-265-001-00	39 14
1685-408-200-00	57 10		93 27	1688-271-510-00	40 1
	56 1	1685-901-001-10	94 1	1688-271-580-00	40 18
	57 1	1685-901-002-10	94 2	1688-271-590-10	40 20
1685-408-210-00	57 13	1688-120-052-00	10 10	1688-272-500-30	41 1
1685-408-220-10	57 16	1688-201-051-10	14 1	1688-272-530-10	41 4
1685-441-510-00	66 11	1688-201-052-00	14 18	1688-310-001-00	48 17
1685-441-520-00	66 13	1688-201-055-00	12 2	1688-312-001-00	50 3
1685-507-200-00	72 1		13 2	1688-312-260-00	50 3A
1685-508-001-00	73 2		14 2	1688-312-510-20	50 1
1685-508-200-00	73 8	1688-201-056-00	12 29	1688-312-510-30	50 1A
1685-508-210-10	73 26		13 29	1688-502-210-00	68 13
1685-508-220-00	73 1		14 33	1688-505-091-00	71 14
1685-511-210-00	74 1	1688-203-055-00	18 11	1688-505-092-00	71 15
1685-511-220-00	74 23	1688-203-500-10	18 10	1688-505-900-00	71 1
1685-511-230-00	74 21	1688-211-051-10	30 5	1688-505-910-00	71 13
1685-601-200-20	75 1	1688-211-052-00	30 10	1688-611-210-20	81 5
1685-603-001-00	77 4	1688-211-053-00	30 9	1688-690-340-10	92 16
1685-603-002-10	77 15	1688-211-054-00	30 20		93 16
1685-603-003-20	77 16	1688-211-055-00	30 25	1688-902-002-20	95 17
1685-603-510-00	77 3	1688-211-055-10	30 25A	2101-230-001-00	25 13
1685-604-001-10	78 2	1688-211-056-20	30 26		26 16
1685-604-002-10	78 10	1688-211-057-00	30 4		44 34
1685-604-003-00	78 8	1688-211-058-00	30 2	2130-208-004-00	24 20
	78 17	1688-211-059-00	30 27	2130-931-200-00	100 9
1685-604-210-00	78 30	1688-211-061-10	29 14	2130-931-210-00	100 4
1685-604-220-00	78 22		30 34	2137-304-005-00	90 22
1685-604-230-00	78 23		31 7	2139-505-002-00	83 5
1685-604-240-00	78 29	1688-211-310-00	30 27A		84 4
1685-606-210-10	79 1	1688-211-502-00	105 1	2144-419-022-00	24 18
1685-606-220-10	79 2	1688-211-502-10	105 1A		26 17
1685-611-500-10	80 8	1688-211-503-00	105 2		39 9
1685-616-210-00	84 12	1688-211-504-00	105 3	2144-519-007-00	33 18
1685-616-220-00	84 13	1688-211-505-00	105 4	2146-310-005-00	29 11
1685-616-220-10	84 13A	1688-211-506-00	105 8	2149-601-031-00	33 17
1685-616-510-00	84 2	1688-211-507-00	105 9		34 14

1685-097-100-10

PART CODE	FIG. KEY	PART CODE	FIG. KEY	PART CODE	FIG. KEY
2149-601-031-00	38 4	7963-611-001-00	74 16		
2150-420-008-00	7 8	7963-611-002-00	74 10		
2500-901-027-00	94 5	7963-611-003-00	74 12		
2703-101-020-00	36 22	7963-611-230-00	74 8		
3505-605-007-00	80 6	7963-611-240-00	74 9		
3560-503-302-00	83 11 84 9				
3610-440-018-00	8 12				
3623-820-013-00	6 22				
3625-701-003-00	36 20				
3631-671-003-00	51 24				
3640-585-001-00	33 16 34 13 38 2				
3643-420-004-00	40 13				
3645-383-001-00	72 15				
3650-270-214-00	89 12				
3650-841-001-00	78 18				
3650-841-003-00	78 20				
3656-107-004-00	21 9				
3659-270-221-00	30 12 92 13				
3667-354-220-10	42 6				
3667-354-240-00	42 7				
3668-612-001-00	24 14				
	26 15 33 12 39 8 49 31 49 33				
3670-236-003-00	50 25 50 27 79 20				
3670-520-008-00	38 9				
3693-240-200-00	82 1				
3737-172-011-00	55 4 72 17				
3747-342-002-00	40 14				
3768-185-022-10	42 11 54 16				
3805-311-210-00	4 17				
4101-102-038-00	77 11				
7955-201-026-00	45 10 46 10 64 18				



DESCRIPTION	REF . NO	DESCRIPTION	REF . NO	DESCRIPTION	REF . NO	DESCRIPTION	REF . NO	DESCRIPTION	REF . NO
NOZZLE	25	PIN/IDLEGEAR	5	PLATE, THRUST	6	PLATE, THRUST	12	SEAL, CYL. HEAD COVER	2
NUT	9	PIN/INJECTIONPUMP	26	PLATE, THRUST INJPUMP	12	PLUG	21	SEAL, OIL	1
	11	PIN/SNAP	9	PLUG	23		5		5
	21	PIN/STRAIGHT	17		5		9		9
	25	PIN/TUBE	5		15		9	SEAT/SPRING/LOWER	26
	27		9		45		11	SEAT/SPRING/UPPER	26
	28		21	PLUG(M14X15)	22		7		1
	28	PIN, CONTROL	9	PLUG/PTI/2	27		1	SEAT, VALVE	11
	28	PIN, GROOVE	25	POINTER	3		8	SEAT, VALVE SPRING	4
NUT/FLANGE	13	PIN, NOZZLE HOLDER	13	PULLEY	3		15	SHAFT/HYDRAULIC ASSY	9
NUT/M10	23	PIN, PISTON	27		12		16	SHAFT/ROCKERARM	11
	23	PINION, STARTER	22		2		28	SHAFT, CAM	12
	9	PIPE/FUEL	20	PIPE/INJECTION ASSY	3A		15	SHAFT, CRANK ASSY	15
NUT/M8	9	PIPE/INJECTION	20	PULLEY	3A		15		16
	9	PIPE, WATER PUMP	20		4A		16	SHAFT, ROCKER ASSY	11
	9	PIPE/WATER DRAIN	20	PULLEY, WATER PUMP	5A		19	SHAFT, ROCKER ARM ASSY	11
	9	PIPE, WATER PUMP	18	PUMP, OIL	11		17	SHIM/ADAPTER	21
	11	PIPE, WATER OUTLET	5	RACK/CONTROL ASSY	24		26		21
	18	PIPE, INJ	20	REGULATOR ASSY	3		28		21
	18		20	SOLENOID	4		24	SHIM/PUMP, INJ	21
	21		20	RETAINER	5		27		21
	27	PIPE, OIL	17	RING/O	12		9		21
NUT/NOZZLERETAINING	25	PIPE, PUMP HOUSING	18	RING/PISTON SET	25		13		21
NUT, CAP	2	PIPE, WATER OUTLET	18	RING/PISTON/OV SET	30		14		21
NUT, CAP/M 8	9	PISTON	13		1		14		21
	18	PISTON/OV	14	RING, SNAP	1		13		21
	9		14	RING, SNAP/4 E	3		21	SLEEVE/PLUNGER	26
	21	PISTON/RELIEF VALVE	9		30		21	SOLENOID	24
	17	PLATE	26	RING, SNAP/12 C	13		9		24
	7		28	RING, SNAP/16 C	8		11	SPACER	9
OILPUMP	17	PLATE/ADJUST	23	RINGGEAR	2		15	SPACER/FAN/48	19
ORING	26	PLATE/ADJUSTING	26		11		16	SPACER, PUMP, WATER	18
PACKING	9	PLATE/REAR	8	RINK/CONTROL	1		21	SPRING	11
	9	PLATE/TAPPET/ADJUST	26	ROCKERARM	20		11		15
	17		26	ROD, CONN	21		13		27
PAN, OIL COMP	7		26	ROD, PUSH	22		11	SPRING/ADAPTER	21
PIECE, DISTANCE	25		26	RORA	23		27	SPRING/DELIVERYVALVE	26
PIECE, THRUST	21		26	ROTOR ASSY	24		28	SPRING/GOVERNOR	21
PIN	5		26	ROTOR/OUTER	25		17		21
	16		26	ROTOR/WATERPUMP	26		18	SPRING/PUMPLUNGER	26
	17		26	SCREW	27		27	SPRING/RELIEF VALVE	9
	18		26	SCREW ADJUST	28		11	SPRING, BRUSH	27
	29		26	SCREW/HOLLOW	29		26	SPRING, RETURN	21
	8		26	SCREW/WATER PUMP	30		18	SPRING, STARTING	21
	9		26	SCREW/WS	31		27	SPRING, VALVE	11
	15		26	SEAL SET/WATER PUMP	32		18	STARTER	23
	16		26	SEAL/WATER PUMPPULLE	33		18	ASSY	23
	16		26	SEAL, BEARING CAP	9		5	STARTER KIT	27
PIN/ADAPTER	21	PLATE/WATER PUMP	18	SEAL, BEARING CAP/7	40		5	STOPPER/FULLLOAD	9
PIN/ARM	9	PLATE, FRONT	9						



DESCRIPTION	REF . NO	DESCRIPTION	REF . NO	DESCRIPTION	REF . NO	DESCRIPTION	REF . NO	DESCRIPTION	REF . NO
ARM/CONTROL	20	BOLT/M10X1.25X82	11	CLAMP/WIRE/10-15	17	GLOWPLUG	23		
ARM/FLOATING	20	BOLT/M6	33	CLAMP, HARNESS	9	GUIDE, VALVE	1		
ARM/TENSION	20	BOLT/M6X10	34	CLAMP, STRAINER	16	HANGER	10		
ARMATURE	26	BOLT/M8X20	18	CLIP/HOSE/7.6-8.2	21	HOLDER ASSY	27		
BALL	11		3	CLIP/HOSE/8.7-9.3	21	HOLDER BRUSH	26		
	26		9	COLLOR	27	HOLDER/DELIVERYVALVE	25		
BEARING	27		17	CONNECTOR	21	HOLDER/NOZZLE	24		
	10		17	CONNECTOR, GLOW PLUG	23	HOLDER, BRUSH ASSY	27		
BEARING/CONN ROD	13		7	CONNECTOR, OIL FILTER	5	HOSE/RUBBER	2		
BEARING/CONN ROD/UN	6		22	COVER	9		17		
	5		9		16		21		
BEARING/CRANK/LOWER	5	BOLT/M8X30	11	COVER/INJECTIONPUMP	5	HOSE, RUBBER	21		
BEARING/CRANK/UPPER	5	BOLT/M8X45	9	COVER, BEARING	27	HOTPLUG	1		
BEARING/WATER PUMP	17	BOLT/M8X85	17	COVER, CYLINDER HEAD	2	HOUSING	25		
BEARING/WATERPUMP	17	BOLT/WASHERHEAD	9	CUP/SEALING/16	9	HOUSING/THERMOSTAT	17		
BEARING,BALL	26	BOLT/WS	25	CUTTER, VALVE	11	HOUSING, STARTER ASSY	26		
	26		16	CYLINDERBLOCK ASSY	5	INJECTIONNOZZLE ASSY	19		
BEARING, RB/6002SS	15		18	CYLINDERHEAD ASSY	1	INJECTIONPUMP ASSY	20		
BEARING, RB/6004	20		26	DOWEL	5	JOINT-TYPE 2	21		
BEARING, RB/6005	9	BOLT/WSP	22	DRIVE/TACHOMETE ASSY	9	KEY	12		
BEARING, RB/6203	20	BOLT, JOINT	16	ELEMENT	25		15		
BEARING, THRUST CRANK	5	BOLT, SEMS/M10X20	8	FAN/COOLING	18		20		
	6		10	FELTWEIGHT	20	LEVELGAGE	5		
	6	BOLT, SEMS/M6X12	7	FLYWHEEL ASSY	15	LEVER/CONTROL COMP	20		
BELT VHM034	18		12	FRAME	27	MANIFOLD(INLET) ASSY	3		
BODY/NOZZLE HOLDER	24		20	FRAME ASSY	27	MANIFOLD, EXH	4		
BODY/OILPUMP	16		23	FRAME, STARTER END	26	METAL, CRANK SET	5		
BODY/WATERPUMP	17		9	GASKET	17		6		
BOLT	3	BOLT, SEMS/M6X16	16		23		6		
	5	BOLT, SEMS/M8X16	4	GASKET/COVER	5	NIPPLE	5		
	5	BOLT, SEMS/M8X25 7T	9		27	NOZZLE	24		
	5	BOLT, SEMS/M8X45	13	GASKET/CYLINDERHEAD	9	NUT	9		
	9		17	GASKET/DELIVERYVALVE	1		27		
	42	BRACKET ROCKER SHAFT	11	GASKET, EXH, MANIFOLD	4		27		
	19	BRACKET, ROCKER SHAFT	11	GASKET, INLET MANIFOLD	3		27		
	15		9	GASKET, NOZZLE	19		13		
	13	BRUSH	27	GASKET, SPACER	17	NUT/FLANGE	22		
	15	BULBE GUIDE	1	GEAR/OILPUMP ASSY	16	NUT/M10	22		
	16		5	GEAR, CAMSHAFT	12	NUT/M8	9		
	7	BUSH	5	GEAR, CRANK SHAFT	15		9		
	32	CAMSHAFT/INJ PUMP	20	GEAR, IDLE	12		9		
	8	CAP, BLANK/30	9	GEAR, INJ PUMP	20		9		
	27	CAP, OIL FILLER	2	GEARCASE	9		11		
	27	CAP, SEALING	1	GENERATOR ASSY	22		17		
	27		5		22		17		
	21		5		12		9		
	22		5		15		9		
	23	CARTRIDGE/OILFILTER	16		12		9		
	25	CASE/ADAPTER	20		20		9		
BOLT/CONNECTINGROD	13	CENTER CRANK PULLEY	15		9		11		
BOLT/L=55	9	CLAMP/WIRE/10-12	21		22		17		



DESCRIPTION	REF. NO	DESCRIPTION	REF. NO	DESCRIPTION	REF. NO	DESCRIPTION	REF. NO	DESCRIPTION	REF. NO
NUT/M8	17	PIPE, WATER OUTLET	17	RING, SNAP/ 4 E	30	SOLENOID	23		23
	20	PISTON	13		1	SPACER	9		43
	26	PISTON/OV	14	RING, SNAP/12 C	1	SPACER/FAN/48	18		3
NUT/NOZZLERETAINING	24		14	RING, SNAP/16 C	3	SPACER, PUMP, WATER	17		16
NUT, CAP	2	PISTON/VALVE/RELIEF	9	RINGGEAR	30	SPRING	11		15
NUT, CAP/M 8	9	PLATE	25	RINK/CONTROL	13		26		16
O-RING	17		27	ROCKERARM	8		27		18
O-RING 1A S50	9	PLATE/ADJUST	22	ROD, CONN	2	SPRING/ADAPTER	20		27
O-RING/P 8	20	PLATE/ADJUSTING	25	ROD, PUSH	11	SPRING/DELIVERYVALVE	25		3
O-RING/P15	16	PLATE/REAR	8	RORA	1	SPRING/GOVERNOR	20		34
O-RING/P18	7	PLATE/TAPPET/ADJUST	25	ROTOR ASSY	20	SPRING/PUMPLUNGER	25		18
OILPUMP	16		25	ROTOR/OUTER	21	SPRING/RELIEF VALVE	9		31
ORING	25		26	ROTOR/WATERPUMP	22	SPRING, BRUSH	26		10
PACKING	2		25	SCREW	23	SPRING, RETURN	20		37
	9		25	SCREW ADJUST	24	SPRING, STARTING	20		42
PAN, OIL COMP	16		25	SCREW/HOLLOW	25	SPRING, VALVE	11		3
PIECE, DISTANCE	7		25	SCREW/WATER PUMP	26	STARTER	22		7
PIECE, THRUST	24		25	SCREW/WS	27	STARTER KIT	26		2
PIN	20		25	SEAL SET/WATER PUMP	28	STOPPER/FULLLOAD	26		6
	5		25	SEAL/WATER PUMPPULLE	29	STRAINER	9		18
	5		25	SEAL, BEARING CAP	30	STUD	5		20
	5		25	SEAL, BEARING CAP/7	31		5		21
	5		25	SEAL, CYL. HEAD COVER	32		5		31
	8		25	SEAL, OIL	33		5		31
	9	PLATE/WATER PUMP	17		9		8		5
	15	PLATE, FRONT	9	SEAL, RING	40		9		4
	15	PLATE, THRUST	12	SEAT, SPRING/LOWER	4		9		5
PIN/ADAPTER	20	PLATE, THRUST INJPUMP	20	SEAT/SPRING/UPPER	15		9		6
PIN/ARM	9	PLUG	5	SEAT, VALVE	2	STUD/M8X40	5		19
PIN/IDLEGEAR	5		9	SEAT, VALVE SPRING	9		17		18
PIN/INJECTIONPUMP	25		9	SHAFT/HYDRAULIC ASSY	12	STUD, HEAD COVER	1		12
PIN/SNAP	9	PLUG(M14X15)	11	SHAFT/ROCKERARM	2	SWITCH/OILPRESSURE	23		1
PIN/STRAIGHT	16	PLUG/PT11/2	7	SHAFT, CAM	4	SWITCH/OVERHEAT	23		2
PIN/TUBE	5	POINTER	8	SHAFT, CRANK ASSY	2	SWITCH/STARTER ASSY	26		8
	9	PULLEY	15	SHAFT, ROCKER ASSY	11	TAPPET	11		6
PIN, CONTROL	20		27	SHAFT, ROCKER ARM	1	TAPPET/INJECTIO ASSY	25		14
PIN, GROOVE	9	PULLEY ASSY	15	SHIM/ADAPTER	10	THERMOSTAT	17		29
PIN, NOZZLE HOLDER	24	PULLEY, WATER PUMP	18	SHIM, ADAPTER	2	TUBE, ORIFICE	21		8
PIN, PISTON	13	RACK/CONTROL ASSY	25	SHIM/PUMP, INJ	15	VALVE/RELIEF ASSY	25		7
PINION, STARTER	26	REGULATOR ASSY	27	RELAY, SOLENOID	8	VALVE, EXHAUST	9		29
PIPE/FUEL	21	RETAINER	23	RING/O	9	WASHER	9		11
PIPE/INJECTION ASSY	19	RING/PISTON SET	13	RING/PISTON/OV SET	2		9		50
	19	RING, SNAP	13		4		15		15
	17		13		4		17		15



DESCRIPTION	REF. NO	DESCRIPTION	REF. NO	DESCRIPTION	REF. NO	DESCRIPTION	REF. NO	DESCRIPTION	REF. NO	DESCRIPTION	REF. NO
ADAPTER(90°/PUMP)	42	BALL	11	BEARING, CLUTCH RS	8	BOLT	16	BEARING, NEEDLE	28	BOLT/ADJUST	17
ADAPTER/L/PF1/4 ASSY	54		16	BEARING, NR/KT162017	18		7	BEARING, NR/KT303824	28		3
ADAPTER/L/PF3/8 ASSY	56		24	BEARING, RB/6008	3		5	BEARING, RB/6009	36		9
ADAPTER/L/PT1/8	57		19	BEARING, RB/6010	13		28	BEARING, RB/6010	30		15
	15		2		8		3		56		6
	71		16		8		18		57		5
	72		16		8		29		38		38
ADAPTER/L/PT3/8	42		4	BEARING, RB/5205	19		4	BEARING, RB/6005	16		54
ADAPTER/PF1/4 ASSY	56		16	BEARING, RB/6204	3		9		58		2
ADAPTER/PT3/8	42	BAND/CLEANER	17		5		21		67		18
ARM	7	BAND, WIRE/140	4		6		64	BEARING, RB/6008	64	BOLT(S) M6X30	15
	40		18		3		44	BEARING, RB/6009	44		15
	41		12		11		43	BEARING, RB/6010	43		73
ARM/DANPER	43		27		14		44	BOLT(S)7	44		25
ARM/DIFFLOCK	44		27		14		62	BOLT(SP) M8X20	62		6
	44		27		3		16		16		3
ARM/DIFFROCK	44		28		3		20		20		12
ARM/KNUCKLE/LH	64		32		11		21		21		5
ARM/KNUCKLE/RH	64		33		14		20		20		16
ARM/MID	39		7		14		14		21		14
ARM/MIRROR	85		1		4		15		29		25
ARM/NEUTRAL	40		11		4		30		30		13
ARM/PARKING/RH	50		30		15		30		30		15
ARM/PARKING	51		22		15		31		31		6
ARM/PARKING/LH	49	BASE/BATTERY COMP	35	BEARING, RB/6204NR	14		18		18		8
	50	BASE/STEERING COMP	29	BEARING, RB/6205	1		32		30		17
	49	BATTERY/55B24R-LF	29		1		36		36	BOLT(SP)/M6X16	40
ARM/PARKING/RH	49	BATTERYCAP	36		2		64		64		23
ARM/POSITION	70	BEARING	1		2		29		29		12
	70		6		3		31		31		15
ARM/PTO	33		11		16		5		5		24
ARM/PTO	34		9		8		16		16		27
ARM/PTO/MID	38		7		11		17		43		20
	38		15		17		44	BOLT/ADJUST	44		50
ARM/SHIFT	26		8		11		64	BOLT/ADJUST COMP	64		3A
ARM/SHIFT/MAIN	22	BEARING KT253224	12	BEARING, RB/6208	2		47	BOLT/KNOB	47		80
ARM/SHIFT/MID	33	BEARING/BALL	5	BEARING, RB/6304	21		17	BOLT/M 8X130	17		6
	36		21		12		18		18		4
	39		1		9		18		18		24
ARM/SHIFT/PTO	34		6		36		20	BOLT/M 8X16	20		24
ARM/SHIFT/SUB	23	BEARING/BALL 6205SH2	1		2		29	BOLT/M 8X25	29		67
	24	BEARING/BALL 6305SH2	7		37		30		30		27
ARM, LIFT	68		4		2		31		31		11
ARM, SHIFT	25		11		2		36	BOLT/M 8X30	36		3
BACKPLATE	105	BEARING/NEEDLE	7	BEARING, RB/6304NR	3		32	BOLT/M 8X35	32		6
BALL	24		5	BEARING, RB/6305	2		64		64	BOLT/M 8X55	57
	25		4	BEARING, RB/6306	8		47	BOLT/M 8X60	47		23
	26		4	BLOT/M14X10	11		22		22		12
	27		4	BOARD/WIREING ASSY	7		89		89		19
	27		4	BODY/HVA1/053	10		102		102	BOLT/M 8X65	57
	27	BEARING/THRUST	7	BOLT	8		1		1	BOLT/M 8X80	4
	27		7		8		29		29		11

DESCRIPTION	REF . NO	DESCRIPTION	REF . NO	DESCRIPTION	REF . NO	DESCRIPTION	REF . NO	DESCRIPTION	REF . NO
BOLT/M06X08/APSET	4	BOLT/M8X25	43	BOLT/STUD/SEAL	14	BOLT,SEMS (SP)	77		10
BOLT/M06X32	6	BOLT/M8X30	44	BOLT/TRIMED	63		78		26
BOLT/M10X1.25X20	5	BOLT/M8X45	22		11		78		27
	55	BOLT/M8X50	25		34		79		9
BOLT/M10X100	67	BOLT/M8X80	59		49		79		19
BOLT/M10X16	71	BOLT/S	34		51		80		2
BOLT/M10X20	55	BOLT/SP	40	BOLT/WING/SP	1		80		2
BOLT/M10X30	64	BOLT/SEAL	69	BOLT/8X20	14		81		4
	64	BOLT/STUD	48	BOLT,BATTERY	6		81		2
	39	BOLT/STUD/SEAL	10	BOLT,CONNECTOR	73		82		8
BOLT/M10X35	12	BOLT/SP	23	BOLT,SEMS	1		82		12
	14		18		9		90		29
	13		67		4	BOLT,SEMS (S)	8		3
	14		83		12		9		27
	3		10		13		10		17
BOLT/M10X45	45	BOLT/SEAL	84		31		10		27
BOLT/M10X55	12	BOLT/SP	5		14		10		27
	13		40		24		22		11
	14		64		34		44		35
BOLT/M10X90	36		12		34		48		16
BOLT/M12X20	36		13		49		60		12
	26		33		25		61		13
	91		14		50		9		6
BOLT/M12X25	9		15		64	BOLT,SEMS (S) M8X16	9		13
	4		23		78		10		7
	10		14		80		59		22
	35		24		82		86		12
	2		37		1		88		8
	47		29		1		56		12
	58		37	BOLT,SEMS (SP)	1		57		12
	64		40		4		73		10
	74		67		5		12		28
BOLT/M12X30	79		78		6		13		28
	12		83		6		13		28
	13		83		6		13		28
	13		83		6		13		28
	68		83		6		13		28
	74		84		23		14		32
	19		12		24		64		35
BOLT/M12X35	59	BOLT/STUD	12		26		72		13
	63		12		33		73		3
BOLT/M12X40	10		12		36		22		4
	67		13		39		23		4
	101		13		40		68		7
BOLT/M12X45	12		13		42		11		17
	46		13		42		90		16
	59		14		57		77		13
BOLT/M12X50	45		14		57		91		18
	46		14		70		22		14
	89		14		71		9		12
BOLT/M4X12	77		14		73		91		7
BOLT/M5X16	22		10		73		58		1
BOLT/M8X20	64	BOLT/STUD/SEAL	12		73		3		11
	28		13		73		3		11
BOLT/M8X25	28		14		75		4		19
	10		14		75		4		19

DESCRIPTION	REF . NO	DESCRIPTION	REF . NO	DESCRIPTION	REF . NO	DESCRIPTION	REF . NO	DESCRIPTION	REF . NO
BRACKET/FUSE COMP	77	BUSH/20X38X26	61	CASE/FINAL	9	CLUTCH/PTO/3	15	CLUTCH, DIFF-LOCK	30
	92	BUSH/22X25X15	30	CASE/JOINT	2	CLUTCH, DIFF-LOCK	7	CLUTCH, ONE-WAY	44
	93	BUSH/25X28X27	38		8	CLUTCH, ONE-WAY	8	CO; AR/15X19X16	29
BRACKET/LAMP COMP	76	BUSH/35X39X26	63	CASE/PTO/MID	5	CASE/TRANSMISSION/F	1	COLLAR	71
BRACKET/LAMP/NUMBER	86	BUSH/35X39X30	67	CASE/TRANSMISSION/F	3	CASE/TRANSMISSION/FR	13	COLLAR	72
	88	BUSH/40X43X30	67	CASE/TRANSMISSION/FR	2	CASE/TRANSMISSION/HS	12	COLLAR 23X34X2	72
BRACKET/LEVER COMP	8	BUSH/62X67X30	63	CASE/TRANSMISSION/HS	10	CASE/TRANSMISSION/RE	14	COLLAR/07X11X11	30
	70	BUSH, LEVER	6		17		12	COLLAR/10X14X09	83
BRACKET/REFLECTOR	86	CABLE	59		9		2	COLLAR/10X14X09	84
	88	CABLE	89		20		2	COLLAR/10X22X35	83
BRACKET/SEAT COMP	80	CABLE/ACCELERATOR	8	CASE, DIFF	13		43	COLLAR/17X21X11	84
	81	CABLE/BATTERY/660	6		7		44	COLLAR/21X36X1	83
	82	CABLE/PEDAL	7	CASE, SPRING	1		25	COLLAR/25X40X25	40
BRACKET/SEAT/F COMP	81	CABLE/BATTERY	6	CASE, SVLINDER	11		67	COLLAR/25X42X4	36
BRACKET/SEAT/F/ COMP	82	CAM, DIFF-LOCK	43	CHAIN, CHECK/A	21		74	COLLAR/25X46X3	19
BRACKET/SEAT/FRONT/E	81	CAP	44	CHAIN, CHECK, B COMP	21		74	COLLAR/31X38X10	62
BRACKET/TANK COMP	5	CAP	1	CLAMP/WIRE/10-12	3		4	COLLAR/41X55X10	18
	8		53	CLAMP/WIRE/10-15	2		1	COLLAR/48X52X17	21
BRAKE/SHOE	48		72	CLAMP/WIRE/16-25	15		1	COLLAR/48X57X3	21
	48	CAP/OIL/30	90	CLAMP/WORM/16-25	3		1	COLLAR, PINION THRUST	43
BUCKLE, TURN/M24 COMP	74	CAP/PARKING	81	CLAMP, HARNESS	5		56	COLLAR, SHIFTER	44
BULB	52	CAP/SEAL/47	82		5		1	COLLAR, SHIFTER	36
	66	CAP/TANC	77		11		34	COLLAR, THRUST	44
BULB/12V/45/40W	89	CAP/TANC	64		11		42	COLLAR, THRUST	17
BULB/12V/5W	85	CAP, BLANK/M10	5		20		50	COLLAR, THRUST	43
BULB/12V21W	86	CAP, BLANK/M12	26		10		55	CONECTERRING	44
	87	CAP, BLANK/52	46		10		72	CONNECTOR	105
	87	CAP, FUSE BOX	92		10		79	CONNECTOR/CHECK/2.5	1
BULB/12V5W	86	CAP, OIL ASSY	93	CLAMP, RADIATOR HOSE	3		91	CONTROLLER/STEERING	42
	87	CAP, PTO SHAFT	63		2		92	COUPLING/16X27X62	55
	87		12		3		93	COUPLING/37X50X35	9
	87		3	CAP, RUBBER (9)	10		42	COVER	30
	87		3	CAP, TIRE VALVE	5		56	COVER	71
	87		3		5		57	COVER	104
	87		10		10		77	COVER	104
	24		14	CLEANER/AIR	15		3	COVER	3
	26		15	CLIP	5		3	COVER/CHANGE	83
	33		12	CLIP (B)	10		77	COVER/CHANGE	84
	39		8	CLIP/HOSE/10.4-11.1	15		4	COVER/CLUTCH	9
	49		31	CLIP/HOSE/11.1-12	7		4	COVER/CLUTCH/20	10
	49		33		18		4	COVER/CLUTCH/20	10
	50		25		8		4	COVER/DUSH/F	77
	50		27		2		43	COVER/DUSH/R	77
	55		9		1		30	COVER/DUSH/REAR	77
BUSH/08X15X11	104	CARTIDGE/80	42		4		22	COVER/DUSH/REAR	77
BUSH/15X17X10	104	CASE	89		18		16	COVER/DUSH/REAR	77
BUSH/20X38X26	7	CASE/DIFF	62		8		25	COVER/DUSH/REAR	77
	40	CASE/FILTER	73		2		16	COVER/DUSH/REAR	77
	60	CASE/FINAL	64		1		1	COVER/DUSH/REAR	77

DESCRIPTION	REF . NO	DESCRIPTION	REF . NO	DESCRIPTION	REF . NO	DESCRIPTION	REF . NO	DESCRIPTION	REF . NO
COVER/DUSH/REAR COMP	77	FAN/HST	10	GEAR/BEVEL/12	12	GRIP	64	GRIP	20
COVER/FUSE	92	FENDER/LH	79	GEAR/BEVEL/14	1	GRIP/MID/PTO	43	GRIP/MID/PTO	14
COVER/HOOD	93	FENDER/RH	79	GEAR/BEVEL/15	2	GRIP/SUB	44	GRIP/SUB	8
COVER/PLATE	75	FILTER	42	GEAR/BEVEL/47	6	GRIP/THROTTLE	62	GRIP/THROTTLE	6
COVER/SHIELD	37	FILTER/FUEL	73	GEAR/SPUR/11/LH	1	GRIP/03X17X97	64	GRIP/03X17X97	15
COVER/SIDE/LH	69	FILTER/LINE/12X18X15	4	GEAR/SPUR/11/RH	14	GROMMET	64	GROMMET	5
COVER/SIDE/RH	35	FLANGE/SUC	102	GEAR/SPUR/13	10	GROMMET/25X70X03	43	GROMMET/25X70X03	8
COVER/TRUNNION	78	FLASHER	56	GEAR/SPUR/14	10	GROMMET/9X13X2	43	GROMMET/9X13X2	4
COVER/UNDER/LH	78	FLOOR/LH	90	GEAR/SPUR/14-33	23	GUIDE	29	GUIDE/CHANGE	6
COVER/UNDER/RH	78	FLOOR/RH	57	GEAR/SPUR/15	1	GUIDE/LEVER/LH	30	GUIDE/LEVER/LH	10
COVER/WHEEL	78	FORK/BRAKE	83	GEAR/SPUR/16-34	1	GUIDE/LEVER/RH	31	GUIDE/LEVER/RH	8
COVER, BRAKE	64	FORK/RELEASE	84	GEAR/SPUR/17	1	GUIDE/PTO/MID	16	GUIDE/PTO/MID	30
COVER, BRAKE	48	FORK/SHIFT/DIFFLOCK	84	GEAR/SPUR/17-24	2	HARNESSE/FRONT/F	16	HARNESSE/FRONT/F	13
COVER, DUST	48	FORK/SHIFT/FRONT	84	GEAR/SPUR/18	2	HARNESSE/PANEL	36	HARNESSE/PANEL	22
COVER, SUB CONTROL	48	FORK/SHIFT/PTO	50	GEAR/SPUR/18-20	2	HARNESSE/FUSE	17	HARNESSE/FUSE	16
CRANK, LIFT	48	FORK/SHIFT/SUB	9	GEAR/SPUR/19	9	HARNESSE/LAMP	18	HARNESSE/LAMP	6
CUP	54	FORK/SHIFT/1ST	43	GEAR/SPUR/19-25	17	HARNESSE/MAIN/E4	21	HARNESSE/MAIN/E4	6
CUSHION, B/ RUBBER	54	FORK/SHIFT/2ND	44	GEAR/SPUR/20-23	19	HARNESSE/PA/BLUE	17	HARNESSE/PA/BLUE	1
CUSHION, RUBBER	54	FUNNEL, PL ASSY	44	GEAR/SPUR/25	19	HARNESSE/PANEL	17	HARNESSE/PANEL	1
CUSHION, RUBBER	65	FUSE/SLOWBLOW	25	GEAR/SPUR/26	19	HARNESSE/PTO/CHANGE	30	HARNESSE/PTO/CHANGE	3
CUSHION, RUBBER	67	FUSE, BLADE	27	GEAR/SPUR/30	1	HARNESSE/REAR/E4	29	HARNESSE/REAR/E4	27
CYLINDER/TIEROD ASSY	71	GASKET	92	GLASS	7	HARNESSE/REAR/E4 ASSY	19	HARNESSE/REAR/E4 ASSY	13
CYLINDER, PULL ASSY	54		93	GLIP/YELLOW	7	HARNESSE/STARTER	32	HARNESSE/STARTER	12
DAMPER	71		93	GRILL	1	HARNESSE/OIL PRESSURE	29	HARNESSE/OIL PRESSURE	12
DAMPER (OIL)	71		93		2	HOLDER	30	HOLDER	11
DIODE	41		92		20	HOLDER/FENDER/LH	30	HOLDER/FENDER/LH	2
DIODE	92		93		20	HOLDER/FENDER/RH	17	HOLDER/FENDER/RH	2
DIODE/1.5A	93		92		21	HOLDER/HITCH	17	HOLDER/HITCH	5
DISK/BRAKE	92		93		9	HOLDER/SHAFT/LH ASSY	36	HOLDER/SHAFT/LH ASSY	4
DISK/CLUTCH/200 COMP	105		93		21	HOLDER/SHAFT/RH ASSY	47	HOLDER/SHAFT/RH ASSY	30
DISK/CLUTCHCOMP	10		93		2	HOLDER, PINION SHAFT	47	HOLDER, PINION SHAFT	24
DISKPLATE	10		2		2	HOOD	16	HOOD	1
DRUM/BRAKE	9		5		7	HOOD/LAMP	8	HOOD/LAMP	16
DRUM/BRAKE	105		56		2		8		8
ELBOW	48		56		2		16		4
ELBOW/45°	48		56		3		17		4
ELBOW/90° /L	48		57		2		36		5
ELEMENT	48		57		3		47		4
ELEMENT	57		73		13		47		30
ELEMENT	42		73		13		47		24
ESCUTCHEON	57		73		14		89		32
	56		104		28		33		26
	57		5		3		34		7
	4		22		18		38		7
	3		89		4		41		1
	89		64		5		76		3



DESCRIPTION	REF . NO	DESCRIPTION	REF . NO	DESCRIPTION	REF . NO	DESCRIPTION	REF . NO	DESCRIPTION	REF . NO
LINK SHIFT ARM	69	NUT	12	NUT/M10	7	NUT, SPEED/P6	10	0-RING	21
LINK/LOWER COMP	74		14	NUT/M10 7T P=1.25	7	NUT, TOP LINK LOCK	13	0-RING	7
LINK/SPOOL COMP	68		43		26		67		9
LINK/SUPPORT COMP	69		44		26		5		11
LINK/TOP/RH COMP	74		45		8		9		7
LINK, CRANK	69		46		8		9		10
LINK, TOP LH COMP	74		51		25		10		8
LOCKPLATE	51		51	NUT/M10X1.25	29	0-RING/G70	65	0-RING/P6 HS90	5
MARK, FUEL	97		53	NUT/M12	3	0-RING/G90	9	0-RING/P 7	28
MARK, FUEL/FR	98		54		21		10		4
MARK, FUSE/4	97		70		11		43		36
	98		74		25		44		38
	99		79		22		45		9
METAL/HST	14		86		9		46	0-RING/P10	9
METAL/INPUT	12		88		3		51	0-RING/P10A	26
	13		90		21		28		8
METAL/PIVOT/FRONT	63		91		2		74		28
METAL/PIVOT/REA ASSY	63		91		10		68		12
METAL/PTO	12		91		13		74		11
	13		91		17		74		14
	14		102		17		90		13
METAL/SHIFT	22		6	NUT/M22	6	0-RING/P12	77		28
METAL/SLIDE	104		38	NUT/M6	6		83		12
METAL, DIFF-CASE LH	12		83		13		84		10
	13		6	NUT/M6X15	20		77		21
	14		11	NUT/M8	4		10		20
	12		11		13		34		16
	13		22		5		46		8
	14		23		5		49		22
	85		34		18		50		12
MIRROR ASSY	76		40		10		51		20
MOLDING/GRILLE/LH	76		41		7		73		21
MOLDING/GRILLE/RH	2		48		18		84		11
MUFFLER COMP	103		49	NUT/SPRING	9		77		7
NET/GRILLE	76		49	NUT/WASHER	12		41		11
NET/WIRE	1		49		23		43		34
NIPPLE, GREASE	64		49		28		60	0-RING/P18	15
	65		49		41		79		10
NIPPLE, GREASE/PT1/4	54		50		4		86		13
	54		50		13		88		9
	11		50		23		59		11
	41		50		35		76		13
	49		50		40		4		6
	50		51	NUT, RING	9		90		8
	51		51	NUT, RING/M28X1.0	21		54		3
	51		68	NUT, SLOTTED	8		54		9
	6		74		7		75		8
	8		6	NUT, SPEED/P6	13		76		8
	10		6		6		76		8



DESCRIPTION	REF . NO	DESCRIPTION	REF . NO	DESCRIPTION	REF . NO	DESCRIPTION	REF . NO	DESCRIPTION	REF . NO
0-RING/P20	102	PIN	36	PIN, LINK	101	PIN, SPRING/6 X32 W	9		23
0-RING/P21	26		41	PIN, ROD COMP	69		10		13
0-RING/P28	73		43	PIN, SEAT SET	82		60		6
	71		43	PIN, SPLIT/2 X15	38		61		6
0-RING/P36	73		44		69	PIN, SPRING/6 X40 W	36		9
0-RING/P44	55		44		69	PIN, SPRING/8 X28 W	49		37
0-RING/P5 HS90	4		45	PIN, SPLIT/2 X20	7		50		31
0-RING/P55	14		46		11	PIN, TAPER/8X50	41		2
0-RING/P71	69		50		25		49		2
ORNAMENT/HYDRO	63		54		43		51		2
ORNAMENT/STEERING	94		64		44	PIN, TOP LINK	74		33
ORNAMENT/223/LH	94		64		49	PIN, YOKE A	49		14
ORNAMENT/223/RH	94		64		50		49		18
PACKING	1		67		50		50		6
	28		89		50		50		21
	4		104		51		51		12
	10		104		53		51		16
	3		76		76		17		1
	14		68		54	PINION/BEVEL SET	62		1
PACKING/COVER BRAKE	48		21	PIN, SPLIT/2 X25	65	PINION/BEVEL/07 SET	18		10
PACKING/PISTON	54		48	PIN, SPLIT/2.5X15	8	PINION/BEVEL/11	62		9
PACKING/RUBBER	5		44	PIN, SPLIT/2.5X20	33		43		3
	81		48		49		44		3
	4		24		49		44		14
PACKING, OIL PUMP	56		33	PIN, SPLIT/2.5X25	8	PINION, WHEEL/11, L	44		14
	9		26		34	PINION, WHEEL/11, R	44		15
	20		43	PIN, SPLIT/3 X15	11	PIPE/B2	42		16
PAD	41		44	PIN, SPLIT/3 X20	9	PIPE/CLEANER/INLET	3		7
PANEL/INSTRUMEN ASSY	89		7		24	PIPE/DEL/F COMP	73		22
PEDAL	43		69		26	PIPE/DEL/R COMP	73		31
PEDAL/ACCELERATOR	7		33		33	PIPE/DERIVERV/R COMP	73		26
PEDAL/BRAKE	50		74		33	PIPE/SUCTION COMP	73		8
	50		74		39		73		30
PEDAL/BRAKE/LH SET	49		9		49	PIPE/U	56		13
	51		62		51	PIPE/VALVE/F COMP	57		13
PEDAL/BRAKE/RH COMP	49		74		74	PIPE/VALVE/R COMP	57		16
	51		36	PIN, SPLIT/3 X25	67	PIPE/VALVE/R COMP	57		16
PEDAL/CLUTCH COMP	11		74	PIN, SPRING 3X32	25	PIPE/123	47		3
PEDAL/DIFFROCK COMP	43		59	PIN, SPRING/5 X20 W	70	PISTON	69		1
PEDAL/HST/F COMP	41		101		34		105		1A
PEDAL/HST/R SET	41		64	PIN, SPRING/5 X25 W	62	PIVOT/TRUNNION COMP	40		1
PIN	12		69	PIN, SPRING/5 X28 W	49	PLATE	70		7
	12		67		50	PLATE	40		20
	30		74	PIN, SPRING/5 X32 W	25	PLATE/A	79		16
	13		82	PIN, SPRING/6 X25 W	24	PLATE/B	71		13
	13		14		26	PLATE/BATTERY	6		4
	13		59		33	PLATE/BUMPER	58		4
	14		74		38	PLATE/COVER	14		25
	14		74		39				

DESCRIPTION	REF . NO	DESCRIPTION	REF . NO	DESCRIPTION	REF . NO	DESCRIPTION	REF . NO	DESCRIPTION	REF . NO
PLATE/GRILLE	76	PLUG, DRAIN	14	RING, SNAP/15 C	16	RING, SNAP/52 C	19	RING, SNAP/15 C	16
PLATE/GUIDE	22	POPPEI	102	RING, SNAP/20 C	18	RING, SNAP/20 C	5	RING, SNAP/17 C	104
PLATE/I/19X285	33	PRESSURE/BRAKE	104	RING, SNAP/20C	19	RING, SNAP/20C	9	RING, SNAP/18 C	24
PLATE/I/19X295	24	PUMP/FUEL	105	RING, SNAP/25 C	12	RING, SNAP/25 C	7	RIVET	62
PLATE/I/30X50	24	PUMP/GEAR	4	RING, SNAP/25 C	17	RING, SNAP/25 C	10	RIVET, BLIND	75
	26	PUMP/GEAR/R	73	RING, SNAP/25 C	12	RING, SNAP/25 C	10		75
	33	ASSY	56	RING, SNAP/25 C	1	RING, SNAP/25 C	5		78
PLATE/I/32X63	36	ASSY	57	RING, SNAP/25 C	20	RING, SNAP/25 C	5		78
PLATE/LH	41	RADIATOR	1	RING, SNAP/25 C	19	RING, SNAP/25 C	9		11
COMP	1	REFLECTOR	1	RING, SNAP/25 C	33	RING, SNAP/25 C	7		69
COMP	49	RELAY/4P	86	RING, SNAP/25 C	8	RING, SNAP/25 C	4		76
COMP	76	RELAY, 5P	88	RING, SNAP/25 C	2	RING, SNAP/25 C	18		50
COMP	78	RIM/WHEEL	91	RING, SNAP/25 C	19	RING, SNAP/25 C	13		49
COMP	78	RING/E	52	RING, SNAP/25 C	3	RING, SNAP/25 C	7		50
COMP	78	RING/O	52	RING, SNAP/25 C	8	RING, SNAP/25 C	4		51
COMP	1		66	RING, SNAP/25 C	13	RING, SNAP/25 C	6		11
COMP	1		89	RING, SNAP/25 C	3	RING, SNAP/25 C	14		14
COMP	1		23	RING, SNAP/25 C	2	RING, SNAP/25 C	4		74
COMP	72		42	RING, SNAP/25 C	3	RING, SNAP/25 C	4		40
COMP	102		54	RING, SNAP/25 C	12	RING, SNAP/25 C	13		54
COMP	80		56	RING, SNAP/25 C	17	RING, SNAP/25 C	24		65
COMP	68		56	RING, SNAP/25 C	21	RING, SNAP/25 C	36		49
COMP	104		57	RING, SNAP/25 C	20	RING, SNAP/25 C	6		43
COMP	104		57	RING, SNAP/25 C	27	RING, SNAP/25 C	14		43
COMP	104		57	RING, SNAP/25 C	27	RING, SNAP/25 C	10		44
COMP	100		57	RING, SNAP/25 C	29	RING, SNAP/25 C	20		49
COMP	1		72	RING, SNAP/25 C	5	RING, SNAP/25 C	5		38
COMP	72		102	RING, SNAP/25 C	13	RING, SNAP/25 C	27		40
COMP	102		104	RING, SNAP/25 C	27	RING, SNAP/25 C	9		50
COMP	102		104	RING, SNAP/25 C	43	RING, SNAP/25 C	7		50
COMP	103		29	RING, SNAP/25 C	10	RING, SNAP/25 C	7		71
COMP	104		30	RING, SNAP/25 C	19	RING, SNAP/25 C	18		49
COMP	104		47	RING, SNAP/25 C	8	RING, SNAP/25 C	8		49
COMP	104		62	RING, SNAP/25 C	15	RING, SNAP/25 C	18		43
COMP	36		62	RING, SNAP/25 C	16	RING, SNAP/25 C	31		44
COMP	72		64	RING, SNAP/25 C	7	RING, SNAP/25 C	7		49
COMP	72		64	RING, SNAP/25 C	14	RING, SNAP/25 C	24		51
COMP	102		68	RING, SNAP/25 C	5	RING, SNAP/25 C	13		81
COMP	103		30	RING, SNAP/25 C	4	RING, SNAP/25 C	6		82
COMP	12		30	RING, SNAP/25 C	14	RING, SNAP/25 C	6		89
COMP	13		30	RING, SNAP/25 C	3	RING, SNAP/25 C	17		92
COMP	12		28	RING, SNAP/25 C	14	RING, SNAP/25 C	12		93
COMP	16		40	RING, SNAP/25 C	16	RING, SNAP/25 C	3		104
COMP	16		40	RING, SNAP/25 C	16	RING, SNAP/25 C	3		104
COMP	23		68	RING, SNAP/25 C	5	RING, SNAP/25 C	13		102
COMP	6		30	RING, SNAP/25 C	4	RING, SNAP/25 C	6		77
COMP	9		30	RING, SNAP/25 C	14	RING, SNAP/25 C	6		77
COMP	3		69	RING, SNAP/25 C	3	RING, SNAP/25 C	23		79
COMP	16		28	RING, SNAP/25 C	14	RING, SNAP/25 C	12		85
COMP	16		40	RING, SNAP/25 C	16	RING, SNAP/25 C	3		91



DESCRIPTION	REF . NO	DESCRIPTION	REF . NO	DESCRIPTION	REF . NO	DESCRIPTION	REF . NO	DESCRIPTION	REF . NO
TIRE/9.5-16-4	52	WASHER	2		91	WASHER/30X46X2	15		30
TIRE/9.5-16/LH ASSY	52		7		91	WASHER/6X14X2	16	WASHER, SP/M 8	40
TIRE/9.5-16/RH ASSY	52		1		104	WASHER/6X14X3	16		40
TIRE, 315/750-15-4	52		6		105	WASHER, PL/M 4	41		43
TRIM/350	77	WASHER / M16	12		68	WASHER, PL/M 5	9		44
TRIM/405	77	WASHER / M6	19		6	WASHER, PL/M 8	11		48
TRIM/420	76		9		7		5		57
TRIM/470	77		4		8		2		70
TRIM/570	77		4		11		14		92
TRIM/70	75		5		69		15	WASHER, SP/M10	93
TUBE/ 8-16	52		4		77		9		2
TUBE/SHIFT/MAIN	52	WASHER /M12	9		77		23		5
TUBE/035	22		7		10		5		9
TUBE/10X12X50	11		10		35		4		10
TUBE/10X13X30	38		3		43		37		12
TUBE/500-12	51		23		44		37		13
	66		4		58		7		13
	66		9		74		38		14
TURNBUCKLE	11	WASHER/LOCK	12		79		8		15
TURNBUCKLE COMP	74	WASHER/M10	10		71		12		36
U-NUT	49		10		5		13		43
	51		10		8		9		44
	60		13		9		11		45
VALVE, SOLENOID SET	102		2		9		11		46
VALVE	3		4		10		24		54
VALVE SET	103		1		12		6		55
VALVE ASSY	57		18		13		6		55
VALVE CONTROL ASSY	69		8		14		5		58
VALVE/AUX SET	72		1		15		8		64
VALVE/FLOCON ASSY	102		4		53		5		65
VALVE/LAMP/12V/1.7W	89		14		67		7		67
VALVE/RELIEF ASSY	103	WASHER/13X24X01	9		69		7	WASHER, SP/M12	9
VALVE/S/A	104	WASHER/13X32X3	17		70		10		9
	104	WASHER/15X24X2	18		90		22		10
	104	WASHER/18X26X02	32		74		27		35
VALVE, RELIEF ASSY	67		12		25		15		45
VIS	4		4		34		8		46
WASHER	8	WASHER/20X28X2	12		24		18	WASHER, PL/M4	47
	40	WASHER/20X32X02	14		26		17	WASHER, SEAL/16	54
	56	WASHER/21X38X02	5		39		9		58
	57		5		32		6		59
	73	WASHER/24X9X3.2	16		29		18	WASHER, SP/M 6	59
	78	WASHER/25X34X02	3		21		9	WASHER, SP/M 8	63
	78	WASHER/30X40X2	11		30		12		64
	89		6		77		11		67
	90		9		38		9		74
					30		7		74
					30		17		74
					30		30		79
					30		30		101

DESCRIPTION	REF . NO	DESCRIPTION	REF . NO	DESCRIPTION	REF . NO	DESCRIPTION	REF . NO
WASHER, SP/WIG	68 10						
WASHER, WIRE TENSION	74 15						
WHEEL	83 11						
COMP	84 9						
	66 2						
	66 7						
WHEEL/Front/LH ASSY	66 1						
WHEEL/Front/RH ASSY	66 6						
WHEEL/STEERING ASSY	53 1						
WHEEL/15X10LB COMP	52 13						
WIRE	7 7						
	9 9						
	10 14						
	11 18						
	11 19						
	22 15						
	24 9						
	25 10						
	25 17						
	26 10						
	33 7						
	34 10						
	38 17						
	39 3						
	49 39						
	50 33						
	61 7						
	62 13						
WRENCH, SOCKET/17X19	100 2						
YOKE	49 17						
YOKE COMP	50 22						
YOKE, LH	49 13						
	50 5						
	51 11						
YOKE, SPLINE B	60 3						
	61 3						
YORK	51 15						
960612	29 17						

www.emc-motoculture.com





**Yvan Béal - 21, av. de l'Agriculture - B.P. 16  
Z.I. du Brézet - 63014 Clermont-Ferrand Cedex 2  
Tél : 04 73 91 93 51 - Télécopie : 04 73 90 23 11  
www.yvanbeal.fr - E-mail : info@yvanbeal.fr  
R.C.S. Clermont-Fd B 304 973 886 - S.A.S. au capital de 612 000 €**