



# PIECES DETACHEES

Tracteur

## TMG18

TMG18 - HMUE42, HSME42, HSVME42, HVMUE42



Yves Béal 21, Av. de l'Agriculture - B.P. 10  
Z.I. du Bricol 03016 Clermont-Ferrand Cedex 2  
Tel : 04 73 91 92 51 Téléphone : 06 73 90 23 11  
www.yvesbeal.fr Email : info@yvesbeal.fr  
M.C. B 304 073 866 - SIREN 304 073 866

1688-097-1001-0

03-000203-050216



## Directions for use of Parts Catalogue

### 1. Applicable model of machines

All component and option parts used for TMG18 tractors are listed in this parts catalogue.

NOTES : H.....HST

S.....INDEPENDENT PTO CLUTCH

V.....AUX VALVE

M.....MID PTO

U.....POWER STEERING

E42.....EUROPE AND OCEANIA WITH TURF TYPE

### 2. Explanation for head paragraph

| KEY | PART CODE       | DESCRIPTION          | QTY | TYPE OF MODEL |      |               |  | I<br>T<br>C | C<br>O<br>L | G<br>R<br>P | REMARKS  |
|-----|-----------------|----------------------|-----|---------------|------|---------------|--|-------------|-------------|-------------|----------|
|     |                 |                      |     | TF15          | TF17 | TF19          |  |             |             |             |          |
| 126 | 1614-508-200-00 | FILTER(SUCTION) ASSY | 1   |               | *    |               |  |             | 4E          |             |          |
| 127 | V721-103-103-50 | O-RING               | 1   |               | *    |               |  |             |             |             |          |
| 128 | 1614-508-260-00 | FILTER(SUCTION) ASSY | 1   |               | *    | 981-<br>-1799 |  |             |             |             |          |
| 129 | 1614-508-262-00 | FILTER(LH)           | 1   |               | *    |               |  |             |             |             | FIG. 164 |
|     |                 | ASSY                 | 1   |               | *    |               |  |             | 4E          | A           |          |
|     |                 |                      |     |               | *    |               |  |             |             |             |          |
|     |                 |                      |     |               | *    | 1-<br>-1999   |  |             | 3           |             |          |
|     |                 |                      |     |               | *    |               |  |             |             |             |          |
|     |                 |                      |     |               | *    |               |  |             | 1           | 4E          | A        |

- ① KEY shows the location of parts diagramed in the illustration.
- ② Parts numbers begin with `V` and `W` are standard parts of the market.
- ③ `LH` and `RH` on the parts name are described against the moving direction of the machine or are described on the condition how to install parts on the machines.
- ④ QTY shows the number of parts to be used for one unit of machine.  
 `M` is indicated for parts supplied by a meter long.  
 `ℓ` is indicated for parts supplied by liter.  
 `AR` is indicated for parts need to be adjusted or regulated.
- ⑤ The following symbol classifies parts to be used for machines.  
 `\*` means standard parts.

‘ T ’ shows that the parts can be installed as optional parts.

‘ R ’ shows that the parts can be used as applicable parts to replace originally equipped parts.

- ⑥ Serial number : upper row shows the serial number for the first product and lower row for the last product.

Example : Serial no. 1 through to serial no. 1999.

- ⑦ ITC : Interchangeability

‘ 1 ’ ... OLD ← NEW

New parts can be used in place of the old parts.

‘ 2 ’ ... OLD → NEW

Old parts can be used in place of the new parts.

‘ 3 ’ ... OLD →← NEW

Old parts and new parts can not be replaced each other.

- ⑧ COL : Color code

Color is signified with color code number for colored parts.

Please see the color list shown in the next page.

- ⑨ GRP : Parts shown in this column can be replaced by SET parts.

Exsample : Parts marked Ⓐ can be replaced by parts marked Ⓑ, and Ⓓ for Ⓒ, so the rest follow in the same alphabetical order.

- ⑩ Remarks

\* Other maker's part code number is shown in this column.

\* When Fig. No. is shown in the Remark column of SET parts or ASSY parts, each of their component parts are listed in said Fig. No.

### 3. Color :

The following colors are used for color parts.

| COLOR CODE | COLOR                    | SPRAY TYPE CODE NUMBER | PAINTS 4K DRUM  | PAINTS 16K DRUM |
|------------|--------------------------|------------------------|-----------------|-----------------|
| 4 G        | CRYSTAL BLUE             | 1300-957-001-10        | 1300-957-003-00 | 1300-957-004-00 |
| 5 I        | SUNSET GRAY              | 1300-959-001-10        | 1300-959-003-00 | 1300-959-004-00 |
| 6 G        | SUMMER WHITE             | 1300-958-001-10        | 1300-958-003-00 | 1300-958-004-00 |
| 7 F        | MIRROR BLACK             | 1300-954-001-10        | 1300-954-003-00 | 1300-954-004-00 |
| 8 F        | BRILLIANT BROWN METALLIC | 1300-972-001-10        | 1300-972-003-00 | 1300-972-004-00 |

NOTE : Color code is signified only for the parts assigned by the maker as color parts.

#### 4. Serial Numbers :

- 1) For engines serial number is stamped on CYLINDER BLOCK ASSY.  
Please see Fig. No. 5 - 1.
- 2) For chassies serial number is shown on the LABEL.  
Please see



#### 5. Parts Order

- 1) Parts numbers listed in the parts catalogue are all registered in "ISEKI on-line computer".
- 2) When you order parts, please make sure of correct numbers.
- 3) When substitute parts is available, the part number ordered will be automatically turned to a new part number.
- 4) Please be sure to use "ISEKI GENUINE PARTS".

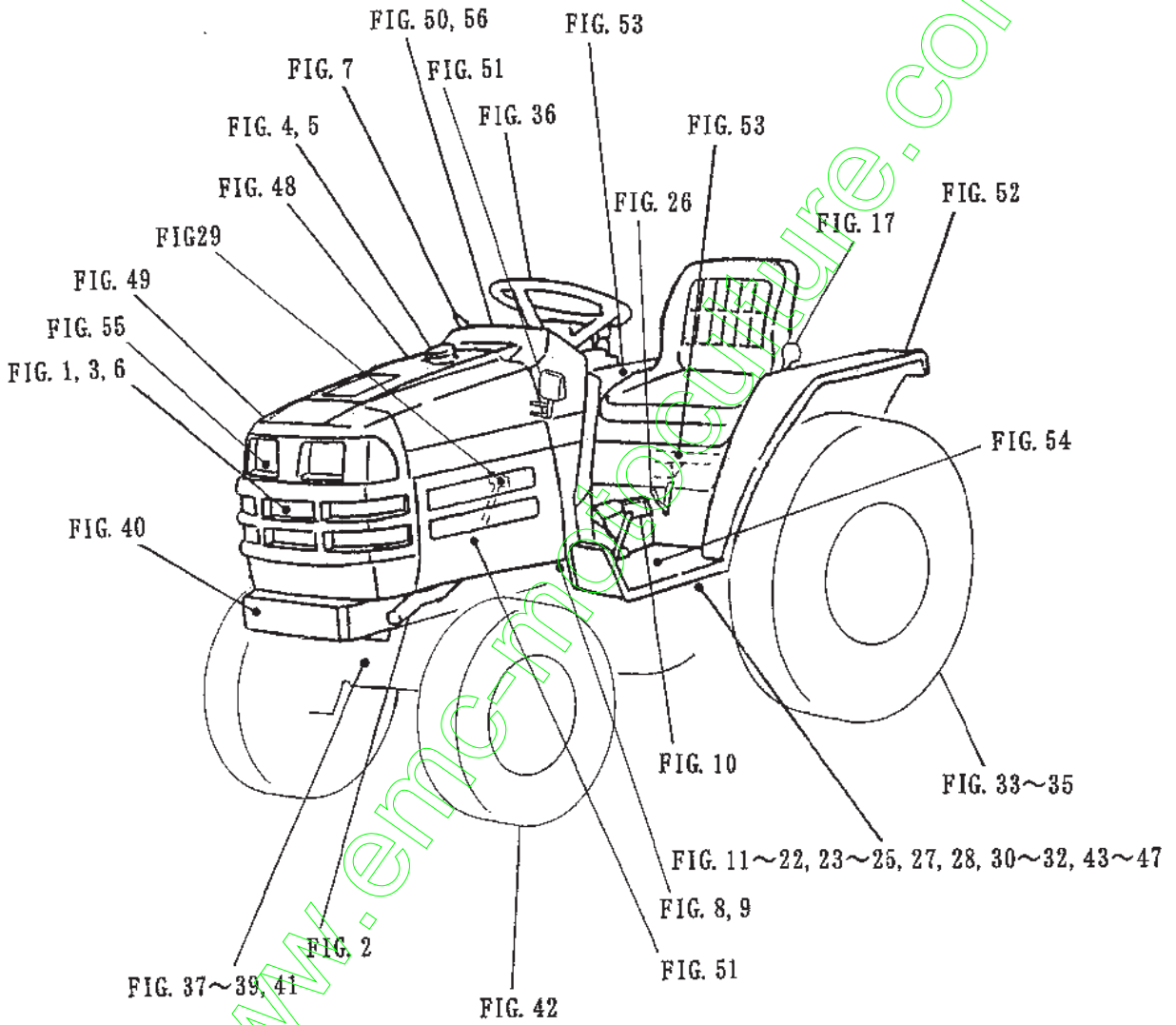
Any other similar parts other than ISEKI parts when used may cause a trouble that makes us unable to repair or guarantee the warrant.

| M<br>O<br>D<br>E<br>L | T<br>M<br>GHHH<br>1MSSV<br>8UMVM<br>EEMU<br>44EE<br>2244<br>22 |  |  |  |  |  |  |  |  |  |
|-----------------------|--|--|--|--|--|--|--|--|--|--|
| 1                     | ****   |  |  |  |  |  |  |  |  |  |
| 2                     | ****   |  |  |  |  |  |  |  |  |  |
| 3                     | ****   |  |  |  |  |  |  |  |  |  |
| 4                     | ****   |  |  |  |  |  |  |  |  |  |
| 5                     | ****   |  |  |  |  |  |  |  |  |  |
| 6                     | ****   |  |  |  |  |  |  |  |  |  |
| 7                     | ****   |  |  |  |  |  |  |  |  |  |
| 8                     | * *  |  |  |  |  |  |  |  |  |  |
| 9                     | **   |  |  |  |  |  |  |  |  |  |
| 10                    | * *  |  |  |  |  |  |  |  |  |  |
| 11                    | * *  |  |  |  |  |  |  |  |  |  |
| 12                    | **   |  |  |  |  |  |  |  |  |  |
| 13                    | ****   |  |  |  |  |  |  |  |  |  |
| 14                    | * *  |  |  |  |  |  |  |  |  |  |
| 15                    | **   |  |  |  |  |  |  |  |  |  |
| 16                    | ****   |  |  |  |  |  |  |  |  |  |
| 17                    | ****   |  |  |  |  |  |  |  |  |  |
| 18                    | ****   |  |  |  |  |  |  |  |  |  |
| 19                    | * *  |  |  |  |  |  |  |  |  |  |
| 20                    | **   |  |  |  |  |  |  |  |  |  |
| 21                    | * *  |  |  |  |  |  |  |  |  |  |
| 22                    | **   |  |  |  |  |  |  |  |  |  |
| 23                    | * *  |  |  |  |  |  |  |  |  |  |
| 24                    | **   |  |  |  |  |  |  |  |  |  |
| 25                    | ****   |  |  |  |  |  |  |  |  |  |
| 26                    | ****   |  |  |  |  |  |  |  |  |  |
| 27                    | * *  |  |  |  |  |  |  |  |  |  |
| 28                    | **   |  |  |  |  |  |  |  |  |  |
| 29                    | ****   |  |  |  |  |  |  |  |  |  |
| 30                    | ****   |  |  |  |  |  |  |  |  |  |
| 31                    | ****   |  |  |  |  |  |  |  |  |  |
| 32                    | ****   |  |  |  |  |  |  |  |  |  |
| 33                    | ****   |  |  |  |  |  |  |  |  |  |
| 34                    | ****   |  |  |  |  |  |  |  |  |  |
| 35                    | ****   |  |  |  |  |  |  |  |  |  |
| 36                    | ****   |  |  |  |  |  |  |  |  |  |
| 37                    | ****   |  |  |  |  |  |  |  |  |  |
| 38                    | * *  |  |  |  |  |  |  |  |  |  |
| 39                    | **   |  |  |  |  |  |  |  |  |  |
| 40                    | ****   |  |  |  |  |  |  |  |  |  |
| 41                    | ****   |  |  |  |  |  |  |  |  |  |
| 42                    | ****   |  |  |  |  |  |  |  |  |  |
| 43                    | **   |  |  |  |  |  |  |  |  |  |
| 44                    | **   |  |  |  |  |  |  |  |  |  |
| 45                    | **   |  |  |  |  |  |  |  |  |  |

www.emc-motoculture.com

|    |       |  |  |  |  |  |  |  |  |  |  |
|----|-------|--|--|--|--|--|--|--|--|--|--|
| M  | T     |  |  |  |  |  |  |  |  |  |  |
| O  | M     |  |  |  |  |  |  |  |  |  |  |
| D  | GHHHH |  |  |  |  |  |  |  |  |  |  |
| E  | 1MSSV |  |  |  |  |  |  |  |  |  |  |
| L  | 8UMVM |  |  |  |  |  |  |  |  |  |  |
| F  | EEMU  |  |  |  |  |  |  |  |  |  |  |
| I  | 44EE  |  |  |  |  |  |  |  |  |  |  |
| G  | 2244  |  |  |  |  |  |  |  |  |  |  |
|    | 22    |  |  |  |  |  |  |  |  |  |  |
| 46 | **    |  |  |  |  |  |  |  |  |  |  |
| 47 | ****  |  |  |  |  |  |  |  |  |  |  |
| 48 | ****  |  |  |  |  |  |  |  |  |  |  |
| 49 | ****  |  |  |  |  |  |  |  |  |  |  |
| 50 | ****  |  |  |  |  |  |  |  |  |  |  |
| 51 | ****  |  |  |  |  |  |  |  |  |  |  |
| 52 | ****  |  |  |  |  |  |  |  |  |  |  |
| 53 | ****  |  |  |  |  |  |  |  |  |  |  |
| 54 | ****  |  |  |  |  |  |  |  |  |  |  |
| 55 | ****  |  |  |  |  |  |  |  |  |  |  |
| 56 | ****  |  |  |  |  |  |  |  |  |  |  |
| 57 | ****  |  |  |  |  |  |  |  |  |  |  |
| 58 | *     |  |  |  |  |  |  |  |  |  |  |
| 59 | *     |  |  |  |  |  |  |  |  |  |  |
| 60 | *     |  |  |  |  |  |  |  |  |  |  |
| 61 | *     |  |  |  |  |  |  |  |  |  |  |
| 62 | ***   |  |  |  |  |  |  |  |  |  |  |
| 63 | *     |  |  |  |  |  |  |  |  |  |  |
| 64 | ****  |  |  |  |  |  |  |  |  |  |  |
| 65 | *     |  |  |  |  |  |  |  |  |  |  |
| 66 | *     |  |  |  |  |  |  |  |  |  |  |
| 67 | **    |  |  |  |  |  |  |  |  |  |  |
| 68 | TTTT  |  |  |  |  |  |  |  |  |  |  |
| 69 | TTTT  |  |  |  |  |  |  |  |  |  |  |
| 70 | TTTT  |  |  |  |  |  |  |  |  |  |  |
| 71 | TTTT  |  |  |  |  |  |  |  |  |  |  |
| 72 | TTTT  |  |  |  |  |  |  |  |  |  |  |
| 73 | TTTT  |  |  |  |  |  |  |  |  |  |  |
| 74 | TTTT  |  |  |  |  |  |  |  |  |  |  |
| 75 | TTTT  |  |  |  |  |  |  |  |  |  |  |
| 76 | ****  |  |  |  |  |  |  |  |  |  |  |
| 77 | **    |  |  |  |  |  |  |  |  |  |  |
| 78 | * *   |  |  |  |  |  |  |  |  |  |  |
| 79 | **    |  |  |  |  |  |  |  |  |  |  |
| 80 | **    |  |  |  |  |  |  |  |  |  |  |

www.emc-motoculture.com





# CONTENTS

## TMG18-EXCEPT S TYPE ENGINE (E393-G)

|   |         |
|---|---------|
| CYLINDER HEAD .....                                       | Fig. 1  |
| CYLINDER HEAD COVER .....                                 | Fig. 2  |
| INLET MANIFOLD .....                                      | Fig. 3  |
| EXHAUST MANIFOLD .....                                    | Fig. 4  |
| CYLINDER BLOCK .....                                      | Fig. 5  |
| BEARING/UNDER SIZE (OPTION).....                          | Fig. 6  |
| OIL PAN.....  | Fig. 7  |
| REAR PLATE .....  | Fig. 8  |
| TIMING GEAR CASE .....                                    | Fig. 9  |
| HANGER .....  | Fig. 10 |
| VALVE .....   | Fig. 11 |
| CAM SHAFT .....   | Fig. 12 |
| PISTON .....  | Fig. 13 |
| PISTON/OVER SIZE (OPTION).....                            | Fig. 14 |
| CRANK SHAFT .....   | Fig. 15 |
| OIL PUMP .....  | Fig. 16 |
| WATER PUMP .....  | Fig. 17 |
| COOLING FAN.....  | Fig. 18 |
| INJECTION NOZZLE .....                                    | Fig. 19 |
| INJECTION PUMP .....                                      | Fig. 20 |
| FUEL PIPE .....   | Fig. 21 |
| ELECTRIC (1).....   | Fig. 22 |
| ELECTRIC (2).....   | Fig. 23 |
| COMPONENT PARTS FOR 6215 - 300 - 037 - 00 ON Fig.19 ..... | Fig. 24 |
| COMPONENT PARTS FOR 6215 - 600 - 109 - 10 ON Fig.20 ..... | Fig. 25 |
| COMPONENT PARTS FOR 6281 - 100 - 005 - 00 ON Fig.22 ..... | Fig. 26 |
| COMPONENT PARTS FOR 6281 - 200 - 005 - 00 ON Fig.22 ..... | Fig. 27 |

# CONTENTS

TMG18-S TYPE  
ENGINE (E393-G01)

|   |         |
|---|---------|
| CYLINDER HEAD .....                                       | Fig. 1  |
| CYLINDER HEAD COVER .....                                 | Fig. 2  |
| INLET MANIFOLD .....                                      | Fig. 3  |
| EXHAUST MANIFOLD .....                                    | Fig. 4  |
| CYLINDER BLOCK .....                                      | Fig. 5  |
| BEARING/UNDER SIZE (OPTION).....                          | Fig. 6  |
| OIL PAN.....  | Fig. 7  |
| REAR PLATE .....  | Fig. 8  |
| TIMING GEAR CASE .....                                    | Fig. 9  |
| HANGER .....  | Fig. 10 |
| VALVE .....   | Fig. 11 |
| CAM SHAFT .....   | Fig. 12 |
| PISTON .....  | Fig. 13 |
| PISTON/OVER SIZE (OPTION) .....                           | Fig. 14 |
| CRANK SHAFT .....   | Fig. 15 |
| OIL PUMP .....  | Fig. 16 |
| WATER PUMP .....  | Fig. 17 |
| COOLING FAN.....  | Fig. 18 |
| INJECTION NOZZLE .....                                    | Fig. 19 |
| INJECTION PUMP .....                                      | Fig. 20 |
| FUEL PIPE .....   | Fig. 21 |
| ELECTRIC (1) .....  | Fig. 22 |
| ELECTRIC (2) .....  | Fig. 23 |
| COMPONENT PARTS FOR 6215 - 300 - 037 - 00 ON Fig.19 ..... | Fig. 24 |
| COMPONENT PARTS FOR 6215 - 600 - 109 - 10 ON Fig.20 ..... | Fig. 25 |
| COMPONENT PARTS FOR 6281 - 100 - 005 - 00 ON Fig.22 ..... | Fig. 26 |
| COMPONENT PARTS FOR 6281 - 200 - 005 - 00 ON Fig.22 ..... | Fig. 27 |

## CONTENTS

### CHASSIS

|  |         |
|--|---------|
| RADIATOR SYSTEM .....                          | Fig. 1  |
| MUFFLER SYSTEM .....                           | Fig. 2  |
| AIR CLEANER SYSTEM .....                       | Fig. 3  |
| FILTER SYSTEM .....                            | Fig. 4  |
| FUEL TANK SYSTEM .....                         | Fig. 5  |
| BATTERY SYSTEM .....                           | Fig. 6  |
| ACCELERATOR SYSTEM .....                       | Fig. 7  |
| CLUTCH SYSTEM (EXCEPT S TYPE) .....            | Fig. 8  |
| CLUTCH SYSTEM (S TYPE) .....                   | Fig. 9  |
| CLUTCH PEDAL SYSTEM (EXCEPT S TYPE) .....      | Fig. 10 |
| TRANSMISSION CASE SYSTEM (EXCEPT S TYPE) ..... | Fig. 11 |
| TRANSMISSION CASE SYSTEM (S TYPE) .....        | Fig. 12 |
| HST SYSTEM .....                               | Fig. 13 |
| DRIVE GEAR SYSTEM (EXCEPT S TYPE) .....        | Fig. 14 |
| DRIVE GEAR SYSTEM (S TYPE) .....               | Fig. 15 |
| 2WD GEAR SYSTEM .....                          | Fig. 16 |
| SUB LEVER SYSTEM .....                         | Fig. 17 |
| SUB CHANGE SYSTEM .....                        | Fig. 18 |
| PTO GEAR SYSTEM (EXCEPT S TYPE) .....          | Fig. 19 |
| PTO GEAR SYSTEM (S TYPE) .....                 | Fig. 20 |
| PTO SHAFT SYSTEM (EXCEPT S TYPE) .....         | Fig. 21 |
| PTO SHAFT SYSTEM (S TYPE) .....                | Fig. 22 |
| PTO LEVER SYSTEM (EXCEPT S TYPE) .....         | Fig. 23 |
| PTO LEVER SYSTEM (S TYPE) .....                | Fig. 24 |
| MID PTO SYSTEM .....                           | Fig. 25 |
| MID PTO LEVER SYSTEM .....                     | Fig. 26 |
| LINK SYSTEM (EXCEPT S TYPE) .....              | Fig. 27 |
| LINK SYSTEM (S TYPE) .....                     | Fig. 28 |
| PEDAL SYSTEM .....                             | Fig. 29 |
| PIPING SYSTEM .....                            | Fig. 30 |

|  |         |
|--|---------|
| DIFFERENTIAL GEAR SYSTEM .....                 | Fig. 31 |
| REAR AXLE SYSTEM .....                         | Fig. 32 |
| WHEEL SHAFT AND REAR WHEEL (TURF) SYSTEM ..... | Fig. 33 |
| HST BRAKE SYSTEM .....                         | Fig. 34 |
| BRAKE SYSTEM .....                             | Fig. 35 |
| STEERING SYSTEM .....                          | Fig. 36 |
| CYLINDER SYSTEM .....                          | Fig. 37 |
| PIPING SYSTEM (EXCEPT S TYPE) .....            | Fig. 38 |
| PIPING SYSTEM (S TYPE) .....                   | Fig. 39 |
| AXLE BRACKET AND BUMPER SYSTEM .....           | Fig. 40 |
| 2WD AXLE SYSTEM .....                          | Fig. 41 |
| FRONT TIRE SYSTEM .....                        | Fig. 42 |
| PLATE CASE SYSTEM (EXCEPT V TYPE) .....        | Fig. 43 |
| PLATE CASE SYSTEM (V TYPE) .....               | Fig. 44 |
| VALVE SYSTEM (S TYPE) .....                    | Fig. 45 |
| STACK VALVE SYSTEM (V TYPE) .....              | Fig. 46 |
| MAIN PIPING SYSTEM .....                       | Fig. 47 |
| HOOD SYSTEM .....                              | Fig. 48 |
| GRILLE SYSTEM .....                            | Fig. 49 |
| DASH COVER SYSTEM .....                        | Fig. 50 |
| SIDE COVER AND MIRROR SYSTEM .....             | Fig. 51 |
| FENDER SYSTEM .....                            | Fig. 52 |
| LEVER GUIDE AND SEAT BRACKET SYSTEM .....      | Fig. 53 |
| STEP SYSTEM .....                              | Fig. 54 |
| LAMP SYSTEM .....                              | Fig. 55 |
| PANEL SYSTEM .....                             | Fig. 56 |
| SWITCH SYSTEM .....                            | Fig. 57 |
| SWITCH SYSTEM (EXCEPT S,V TYPE) .....          | Fig. 58 |
| SWITCH SYSTEM (V TYPE EXCEPT S) .....          | Fig. 59 |
| SWITCH SYSTEM (S TYPE EXCEPT V) .....          | Fig. 60 |
| SWITCH SYSTEM (SV TYPE) .....                  | Fig. 61 |
| HARNESS SYSTEM (S,V TYPE) .....                | Fig. 62 |
| HARNESS SYSTEM (EXCEPT S,V TYPE) .....         | Fig. 63 |
| ORNAMENT,LABEL .....                           | Fig. 64 |

|   |         |
|---|---------|
| LABEL (CONTROL) (EXCEPT S,V TYPE) ..... | Fig. 65 |
| LABEL (CONTROL) (V TYPE EXCEPT S) ..... | Fig. 66 |
| LABEL (CONTROL) (S TYPE) .....          | Fig. 67 |
| LABEL (ENGLISH) (OPTION) .....          | Fig. 68 |
| LABEL (FRENCH) (OPTION) .....           | Fig. 69 |
| LABEL (GERMAN) (OPTION) .....           | Fig. 70 |
| LABEL (PORTUGAL) (OPTION) .....         | Fig. 71 |
| LABEL (E40A) (OPTION) .....             | Fig. 72 |
| LABEL (E40T) (OPTION) .....             | Fig. 73 |
| LABEL (DUTCH) (OPTION) .....            | Fig. 74 |
| LABEL (E40V) (OPTION) .....             | Fig. 75 |
| TOOL .....                              | Fig. 76 |

#### COMPONENT PARTS

|  |         |         |
|--|---------|---------|
| COMPONENT PARTS FOR K200 - 053 - 000 - 00 ON ..... | Fig. 45 | Fig. 77 |
| COMPONENT PARTS FOR K233 - 003 - 000 - 00 ON ..... | Fig. 38 | Fig. 78 |
| COMPONENT PARTS FOR K233 - 006 - 000 - 00 ON ..... | Fig. 39 | Fig. 79 |
| COMPONENT PARTS FOR 1688 - 211 - 500 - 00 ON ..... | Fig. 20 | Fig. 80 |

|                              |  |
|------------------------------|--|
| WIRING DIAGRAM (E4) (1)      |  |
| WIRING DIAGRAM (E4) (2)      |  |
| WIRING DIAGRAM (E4) (3)      |  |
| WIRING DIAGRAM (E4/G/SV) (1) |  |
| WIRING DIAGRAM (E4/G/SV) (2) |  |
| WIRING DIAGRAM (E4/G/SV) (3) |  |

**ENGINE**  
**E393 - G...TMG18**  
**(EXCEPT S)**

[www.emc-motoculture.com](http://www.emc-motoculture.com)



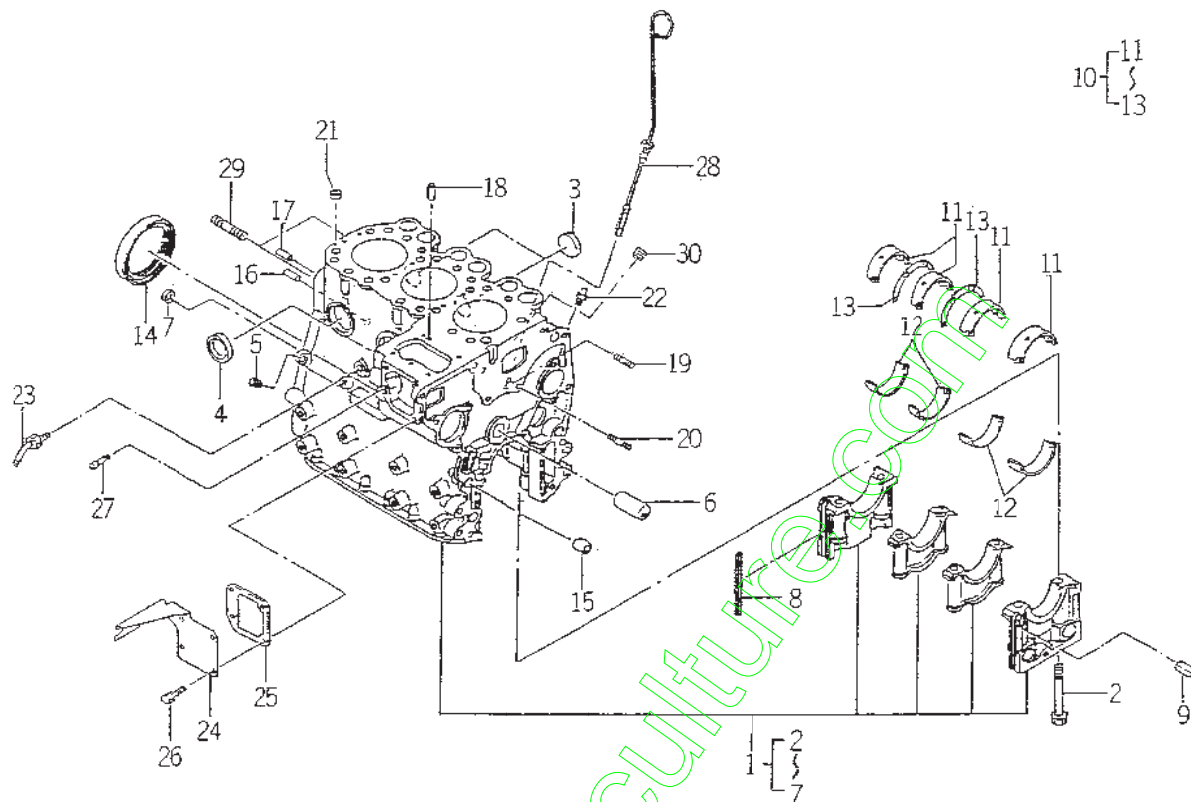








FIG. 5 CYLINDER BLOCK



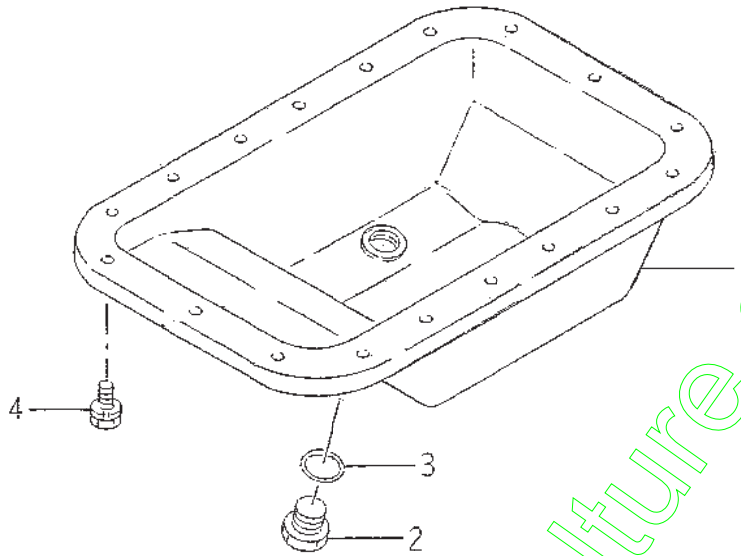
0073-201Y

| KEY | PART CODE             | DESCRIPTION             | QTY | TYPE OF MODEL |  | I<br>T<br>C | C<br>O<br>L | G<br>R<br>P | REMARKS |
|-----|-----------------------|-------------------------|-----|---------------|--|-------------|-------------|-------------|---------|
|     |                       |                         |     | E393G         |  |             |             |             |         |
| 1   | 6211 - 210 - 050 - 10 | CYLINDERBLOCK ASSY      | 1   | *             |  |             |             |             |         |
| 2   | 6209 - 000 - 004 - 10 | BOLT                    | 8   | *             |  |             |             |             |         |
| 3   | 6209 - 610 - 001 - 00 | CAP,SEALING             | 2   | *             |  |             |             |             |         |
| 4   | 6911 - 219 - 195 - 00 | CAP,SEALING             | 4   | *             |  |             |             |             |         |
| 5   | 6509 - 605 - 019 - 10 | PLUG                    | 3   | *             |  |             |             |             |         |
| 6   | 6212 - 531 - 005 - 10 | PIN, IDLEGEAR           | 1   | *             |  |             |             |             |         |
| 7   | 6911 - 129 - 083 - 00 | CAP,SEALING             | 1   | *             |  |             |             |             |         |
| 8   | 6211 - 258 - 001 - 00 | SEAL, BEARING CAP       | 4   | *             |  |             |             |             |         |
| 9   | 6211 - 258 - 002 - 00 | SEAL, BEARING CAP / 7   | 2   | *             |  |             |             |             |         |
| 10  | 6211 - 510 - 001 - 00 | METAL, CRANK SET        | 1   | *             |  |             |             |             |         |
| 11  | 6211 - 511 - 003 - 00 | BEARING / CRANK / UPPER | 4   | *             |  |             |             |             |         |
| 12  | 6211 - 511 - 004 - 00 | BEARING / CRANK / LOWER | 4   | *             |  |             |             |             |         |
| 13  | 6211 - 599 - 001 - 10 | BEARING, THRUST CRANK   | 2   | *             |  |             |             |             |         |
| 14  | 6209 - 625 - 001 - 00 | SEAL, OIL               | 1   | *             |  |             |             |             |         |
| 15  | 6209 - 749 - 001 - 10 | PIN, TUBE               | 2   | *             |  |             |             |             |         |
| 16  | 6908 - 160 - 816 - 00 | PIN                     | 1   | *             |  |             |             |             |         |
| 17  | V523 - 100 - 802 - 40 | PIN                     | 1   | *             |  |             |             |             |         |
| 18  | 6908 - 160 - 510 - 00 | PIN                     | 2   | *             |  |             |             |             |         |
| 19  | 6904 - 110 - 818 - 00 | STUD                    | 1   | *             |  |             |             |             |         |
| 20  | 6904 - 110 - 840 - 00 | STUD / M8X40            | 1   | *             |  |             |             |             |         |
| 21  | 6294 - 453 - 002 - 00 | DOWEL                   | 2   | *             |  |             |             |             |         |
| 22  | 6909 - 902 - 299 - 00 | NIPPLE                  | 1   | *             |  |             |             |             |         |
| 23  | 6213 - 721 - 007 - 00 | PIPE / WATER DRAIN      | 1   | *             |  |             |             |             |         |
| 24  | 6211 - 291 - 016 - 00 | COVER / INJECTION PUMP  | 1   | *             |  |             |             |             |         |
| 25  | 6211 - 292 - 001 - 20 | GASKET / COVER          | 1   | *             |  |             |             |             |         |





FIG. 7 OIL PAN



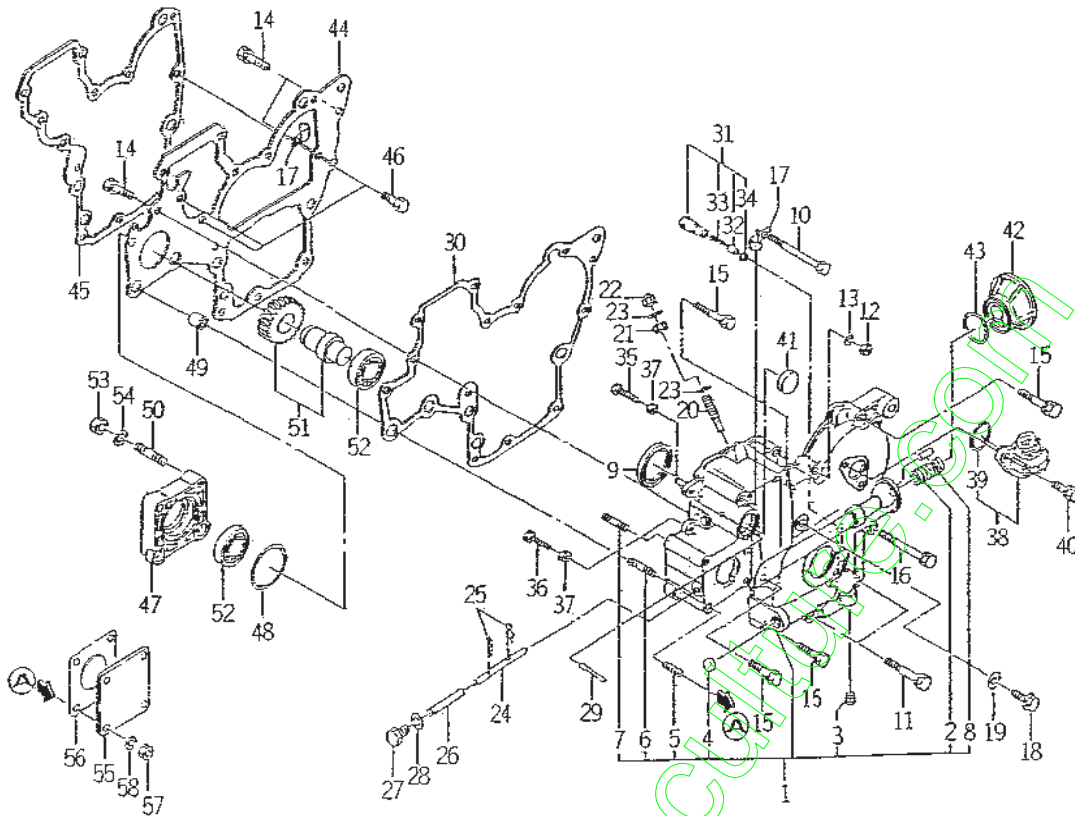
6004-216

| KEY | PART CODE             | DESCRIPTION     | QTY | TYPE OF MODEL |  | I<br>T<br>C | C<br>O<br>L | G<br>P<br>P | REMARKS |
|-----|-----------------------|-----------------|-----|---------------|--|-------------|-------------|-------------|---------|
|     |                       |                 |     | E3936         |  |             |             |             |         |
| 1   | 6211 - 361 - 010 - 10 | PAN,OIL COMP    | 1   | *             |  |             |             |             |         |
| 2   | 3625 - 301 - 002 - 00 | PLUG (M14X15)   | 1   | *             |  |             |             |             |         |
| 3   | V720 - 102 - 401 - 80 | O - RING/P18    | 1   | *             |  |             |             |             |         |
| 4   | 6901 - 910 - 612 - 00 | BOLT,SEMS/M6X12 | 18  | *             |  |             |             |             |         |
|     |                       |                 |     |               |  |             |             |             |         |
|     |                       |                 |     |               |  |             |             |             |         |
|     |                       |                 |     |               |  |             |             |             |         |
|     |                       |                 |     |               |  |             |             |             |         |
|     |                       |                 |     |               |  |             |             |             |         |
|     |                       |                 |     |               |  |             |             |             |         |
|     |                       |                 |     |               |  |             |             |             |         |
|     |                       |                 |     |               |  |             |             |             |         |
|     |                       |                 |     |               |  |             |             |             |         |
|     |                       |                 |     |               |  |             |             |             |         |
|     |                       |                 |     |               |  |             |             |             |         |
|     |                       |                 |     |               |  |             |             |             |         |
|     |                       |                 |     |               |  |             |             |             |         |
|     |                       |                 |     |               |  |             |             |             |         |
|     |                       |                 |     |               |  |             |             |             |         |

www.emc-motoculture.com



FIG. 9 TIMING GEAR CASE

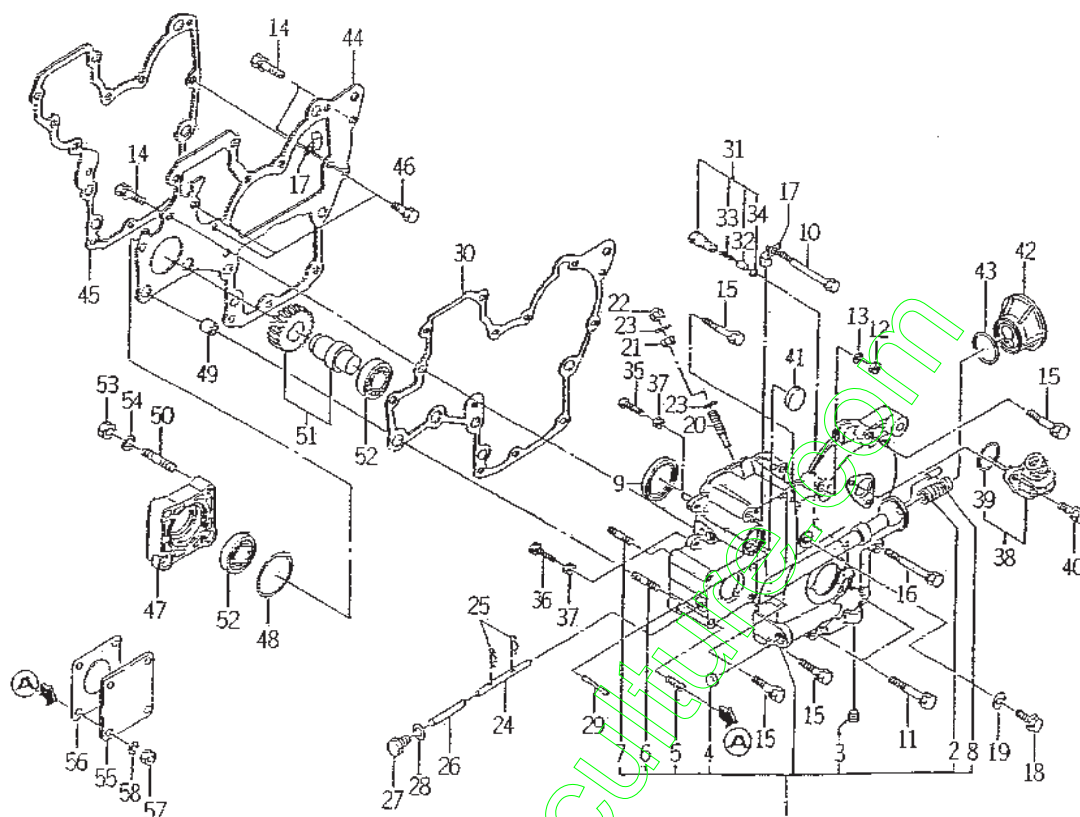


E003 240II

| KEY | PART CODE             | DESCRIPTION         | QTY | TYPE OF MODEL |  | I<br>T<br>C | C<br>O<br>L | G<br>R<br>P | REMARKS |
|-----|-----------------------|---------------------|-----|---------------|--|-------------|-------------|-------------|---------|
|     |                       |                     |     | E393G         |  |             |             |             |         |
| 1   | 6211 - 310 - 021 - 00 | GEARCASE ASSY       | 1   | *             |  |             |             |             |         |
| 2   | 6213 - 319 - 004 - 00 | CONNECTOR/OILFILTER | 1   | *             |  |             |             |             |         |
| 3   | 6509 - 605 - 019 - 10 | PLUG                | 1   | *             |  |             |             |             |         |
| 4   | 6209 - 610 - 002 - 10 | CUP/SEALING/16      | 1   | *             |  |             |             |             |         |
| 5   | 6904 - 110 - 822 - 00 | STUD                | 4   | *             |  |             |             |             |         |
| 6   | 6904 - 110 - 855 - 00 | STUD                | 2   | *             |  |             |             |             |         |
| 7   | 6904 - 110 - 850 - 00 | STUD                | 1   | *             |  |             |             |             |         |
| 8   | 6908 - 160 - 510 - 00 | PIN                 | 1   | *             |  |             |             |             |         |
| 9   | 6209 - 625 - 002 - 00 | SEAL OIL            | 1   | *             |  |             |             |             |         |
| 10  | 6209 - 030 - 005 - 00 | BOLT/M8X85          | 1   | *             |  |             |             |             |         |
| 11  | 6509 - 000 - 084 - 00 | BOLT/L = 55         | 2   | *             |  |             |             |             |         |
| 12  | 6909 - 110 - 508 - 00 | NUT/M8              | 1   | *             |  |             |             |             |         |
| 13  | 6909 - 150 - 508 - 00 | WASHER              | 1   | *             |  |             |             |             |         |
| 14  | V211 - 560 - 802 - 00 | BOLT/M8X20          | 3   | *             |  |             |             |             |         |
| 15  | 6901 - 910 - 845 - 00 | BOLT,SEMS/M8X45     | 5   | *             |  |             |             |             |         |
| 16  | 6209 - 030 - 006 - 00 | BOLT/M8X75          | 1   | *             |  |             |             |             |         |
| 17  | 1425 - 621 - 004 - 00 | CLAMP,HARNESS       | 2   | *             |  |             |             |             |         |
| 18  | 6209 - 046 - 001 - 00 | BOLT/M8X30          | 1   | *             |  |             |             |             |         |
| 19  | 6209 - 500 - 003 - 00 | WASHER/08X14X01     | 1   | *             |  |             |             |             |         |
| 20  | 6215 - 546 - 003 - 00 | STOPPER/FULLLOAD    | 1   | *             |  |             |             |             |         |
| 21  | 6209 - 409 - 001 - 00 | NUT/M8              | 1   | *             |  |             |             |             |         |
| 22  | V341 - 120 - 008 - 00 | NUT,CAP/M 8         | 1   | *             |  |             |             |             |         |
| 23  | 6909 - 920 - 843 - 00 | PACKING             | 2   | *             |  |             |             |             |         |
| 24  | 6215 - 542 - 004 - 20 | PIN/ARM             | 1   | *             |  |             |             |             |         |
| 25  | P117 - 303 - 003 - 00 | PIN/SNAP            | 2   | *             |  |             |             |             |         |



FIG. 9 TIMING GEAR CASE



#003-240H

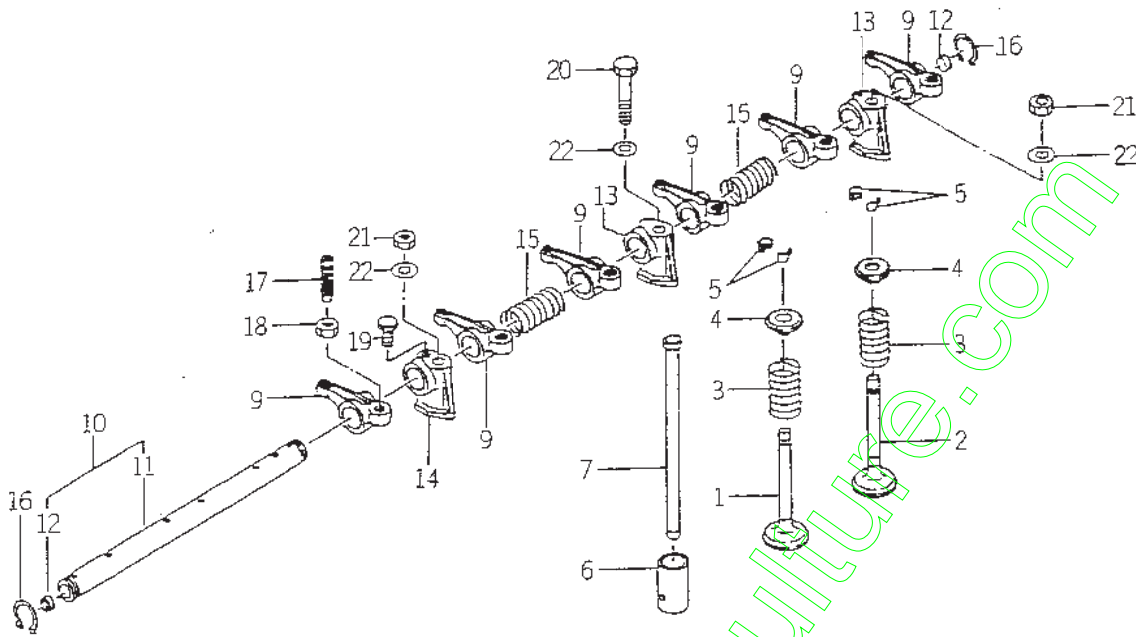
| KEY | PART CODE             | DESCRIPTION            | QTY | TYPE OF MODEL |  | I<br>T<br>C | C<br>O<br>L | G<br>R<br>P | REMARKS |
|-----|-----------------------|------------------------|-----|---------------|--|-------------|-------------|-------------|---------|
|     |                       |                        |     | E393G         |  |             |             |             |         |
| 26  | 6215 - 542 - 005 - 00 | PIN                    | 1   | *             |  |             |             |             |         |
| 27  | 6909 - 202 - 308 - 00 | PLUG                   | 1   | *             |  |             |             |             |         |
| 28  | 6209 - 500 - 003 - 00 | WASHER / 08X14X01      | 1   | *             |  |             |             |             |         |
| 29  | 6209 - 740 - 001 - 00 | PIN, GROOVE            | 1   | *             |  |             |             |             |         |
| 30  | 6211 - 312 - 003 - 10 | GASKET, GEAR CASE      | 1   | *             |  |             |             |             |         |
| 31  | 6213 - 160 - 002 - 00 | VALVE / RELIEF ASSY    | 1   | *             |  |             |             |             |         |
| 32  | 6213 - 161 - 001 - 00 | PISTON / RELIEF VALVE  | 1   | *             |  |             |             |             |         |
| 33  | 6213 - 164 - 001 - 00 | SPRING / RELIEF VALVE  | 1   | *             |  |             |             |             |         |
| 34  | V705 - 140 - 012 - 00 | RING, SNAP / 12 C      | 1   | *             |  |             |             |             |         |
| 35  | 6209 - 050 - 001 - 00 | BOLT / M6              | 1   | *             |  |             |             |             |         |
| 36  | 6209 - 050 - 002 - 00 | BOLT / M6              | 1   | *             |  |             |             |             |         |
| 37  | 6909 - 110 - 405 - 00 | NUT                    | 2   | *             |  |             |             |             |         |
| 38  | 6219 - 310 - 003 - 10 | DRIVE / TACHOMETE ASSY | 1   | *             |  |             |             |             |         |
| 39  | V723 - 102 - 002 - 40 | RING / O               | 1   | *             |  |             |             |             |         |
| 40  | 6901 - 910 - 616 - 00 | BOLT, SEMS / M6X16     | 2   | *             |  |             |             |             |         |
| 41  | 3625 - 540 - 004 - 00 | CAP, BLANK / 30        | 1   | *             |  |             |             |             |         |
| 42  | 6213 - 211 - 001 - 10 | SPACER, OIL FILTER     | 1   | *             |  |             |             |             |         |
| 43  | V723 - 102 - 003 - 60 | O - RING               | 1   | *             |  |             |             |             |         |
| 44  | 6211 - 311 - 011 - 00 | PLATE FRONT            | 1   | *             |  |             |             |             |         |
| 45  | 6211 - 312 - 002 - 20 | GASKET / PLATE         | 1   | *             |  |             |             |             |         |
| 46  | 6902 - 050 - 816 - 00 | BOLT                   | 3   | *             |  |             |             |             |         |
| 47  | 6211 - 319 - 003 - 00 | SPACER                 | 1   | *             |  |             |             |             |         |
| 48  | V723 - 102 - 005 - 00 | O - RING 1A S50        | 1   | *             |  |             |             |             |         |
| 49  | 6209 - 749 - 001 - 10 | PIN, TUBE              | 2   | *             |  |             |             |             |         |
| 50  | 6904 - 110 - 822 - 00 | STUD                   | 1   | *             |  |             |             |             |         |





FIG. 11 VALVE

8 { 9  
19



E603-201

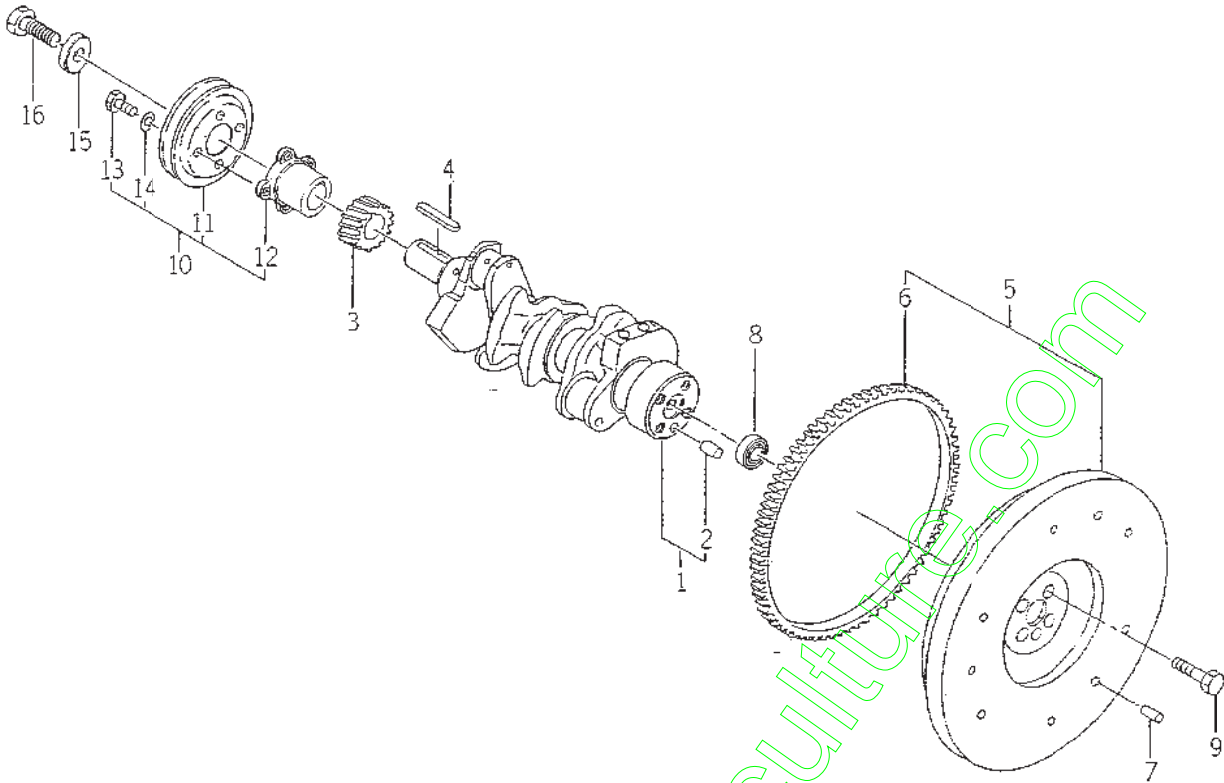
| KEY | PART CODE             | DESCRIPTION           | QTY | TYPE OF MODEL |  | I<br>T<br>C | C<br>O<br>L | G<br>R<br>P | REMARKS |
|-----|-----------------------|-----------------------|-----|---------------|--|-------------|-------------|-------------|---------|
|     |                       |                       |     | E393G         |  |             |             |             |         |
| 1   | 6212 - 551 - 001 - 00 | VALVE,INTAKE          | 3   | *             |  |             |             |             |         |
| 2   | 6212 - 552 - 001 - 00 | VALVE,EXHAUST         | 3   | *             |  |             |             |             |         |
| 3   | 6212 - 561 - 001 - 00 | SPRING,VALVE          | 6   | *             |  |             |             |             |         |
| 4   | 6212 - 563 - 001 - 00 | SEAT,VALVE SPRING     | 6   | *             |  |             |             |             |         |
| 5   | 6212 - 565 - 001 - 00 | CUTTER,VALVE          | 12  | *             |  |             |             |             |         |
| 6   | 6212 - 571 - 001 - 10 | TAPPET                | 6   | *             |  |             |             |             |         |
| 7   | 6212 - 575 - 001 - 00 | ROD,PUSH              | 6   | *             |  |             |             |             |         |
| 8   | 6212 - 600 - 002 - 00 | SHAFT,ROCKER ASSY     | 1   | *             |  |             |             |             |         |
| 9   | 6212 - 611 - 004 - 10 | ROCKERARM             | 6   | *             |  |             |             |             |         |
| 10  | 6212 - 620 - 001 - 10 | SHAFT,ROCKER ARM ASSY | 1   | *             |  |             |             |             |         |
| 11  | 6212 - 621 - 002 - 10 | SHAFT /ROCKERARM      | 1   | *             |  |             |             |             |         |
| 12  | 6212 - 626 - 002 - 10 | PLUG                  | 2   | *             |  |             |             |             |         |
| 13  | 6212 - 628 - 004 - 00 | BRACKET ROCKER SHAFT  | 2   | *             |  |             |             |             |         |
| 14  | 6212 - 628 - 005 - 00 | BRACKET,ROCKER SHAFT  | 1   | *             |  |             |             |             |         |
| 15  | 6209 - 940 - 004 - 00 | SPRING                | 2   | *             |  |             |             |             |         |
| 16  | V704 - 140 - 016 - 00 | RING,SNAP /16 C       | 2   | *             |  |             |             |             |         |
| 17  | 6212 - 616 - 002 - 00 | SCREW ADJUST          | 6   | *             |  |             |             |             |         |
| 18  | 6209 - 409 - 003 - 00 | NUT                   | 6   | *             |  |             |             |             |         |
| 19  | 6209 - 000 - 002 - 00 | BOLT                  | 1   | *             |  |             |             |             |         |
| 20  | 6901 - 050 - 850 - 00 | BOLT /M8X45           | 1   | *             |  |             |             |             |         |
| 21  | 6909 - 110 - 508 - 00 | NUT /M8               | 2   | *             |  |             |             |             |         |
| 22  | 6209 - 500 - 005 - 00 | WASHER /08X15.5X1.6   | 3   | *             |  |             |             |             |         |







FIG. 15 CRANK SHAFT



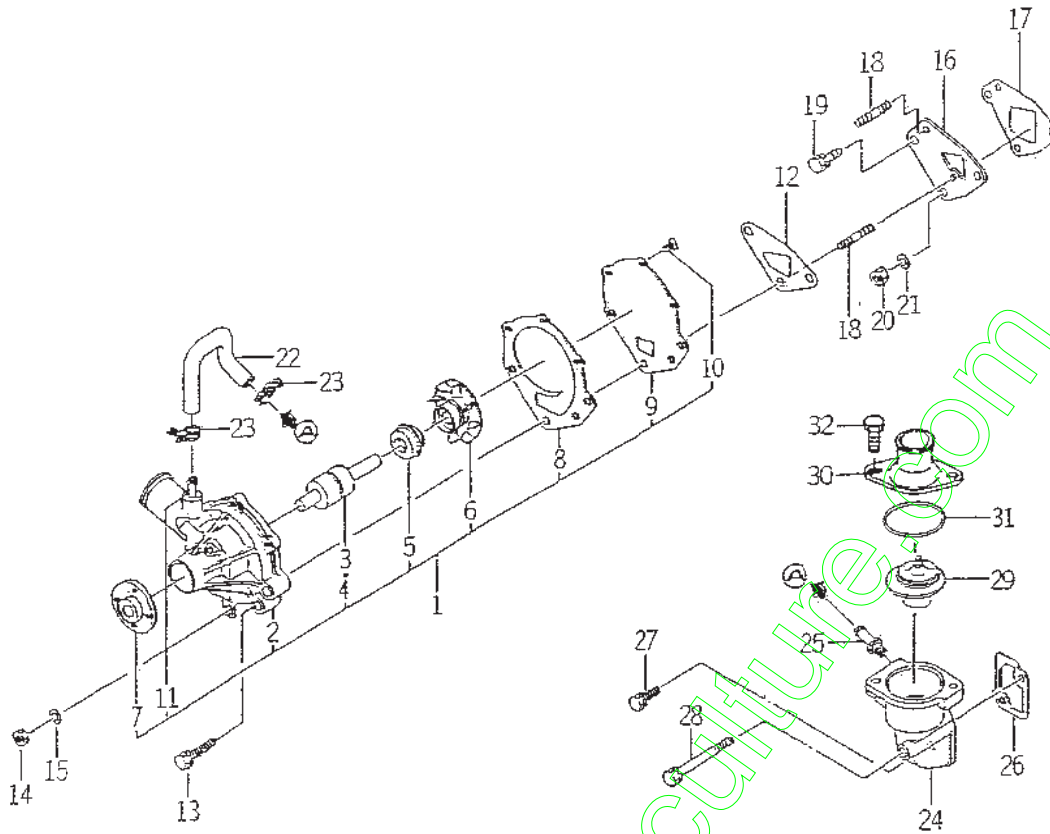
6003-350 L

| KEY | PART CODE             | DESCRIPTION         | QTY | TYPE OF MODEL |  | I<br>T<br>C | C<br>O<br>L | G<br>R<br>P | REMARKS |
|-----|-----------------------|---------------------|-----|---------------|--|-------------|-------------|-------------|---------|
|     |                       |                     |     | E393G         |  |             |             |             |         |
| 1   | 6212 - 310 - 008 - 10 | CRANKSHAFT ASSY     | 1   | *             |  |             |             |             |         |
| 2   | V523 - 101 - 001 - 80 | PIN                 | 1   | *             |  |             |             |             |         |
| 3   | 6212 - 521 - 002 - 00 | GEAR,CRANK SHAFT    | 1   | *             |  |             |             |             |         |
| 4   | 6908 - 000 - 750 - 00 | KEY                 | 1   | *             |  |             |             |             |         |
| 5   | 6212 - 330 - 017 - 20 | FLYWHEEL ASSY       | 1   | *             |  |             |             |             |         |
| 6   | 6212 - 333 - 003 - 00 | RINGGEAR            | 1   | *             |  |             |             |             |         |
| 7   | 6908 - 160 - 816 - 00 | PIN                 | 3   | *             |  |             |             |             |         |
| 8   | V600 - 150 - 600 - 20 | BEARING,RF/6002SS   | 1   | *             |  |             |             |             |         |
| 9   | 6209 - 000 - 013 - 00 | BOLT                | 4   | *             |  |             |             |             |         |
| 10  | 6212 - 370 - 011 - 00 | PULLEY ASSY         | 1   | *             |  |             |             |             |         |
| 11  | 6212 - 371 - 009 - 00 | PULLEY              | 1   | *             |  |             |             |             |         |
| 12  | 6212 - 372 - 002 - 10 | CENTER CRANK PULLEY | 1   | *             |  |             |             |             |         |
| 13  | 6902 - 050 - 610 - 00 | BOLT                | 4   | *             |  |             |             |             |         |
| 14  | 6909 - 150 - 506 - 00 | WASHER,SP/M6        | 4   | *             |  |             |             |             |         |
| 15  | 6212 - 379 - 001 - 00 | WASHER              | 1   | *             |  |             |             |             |         |
| 16  | 6901 - 066 - 645 - 00 | BOLT                | 1   | *             |  |             |             |             |         |





FIG. 17 WATER PUMP



60C3-4208

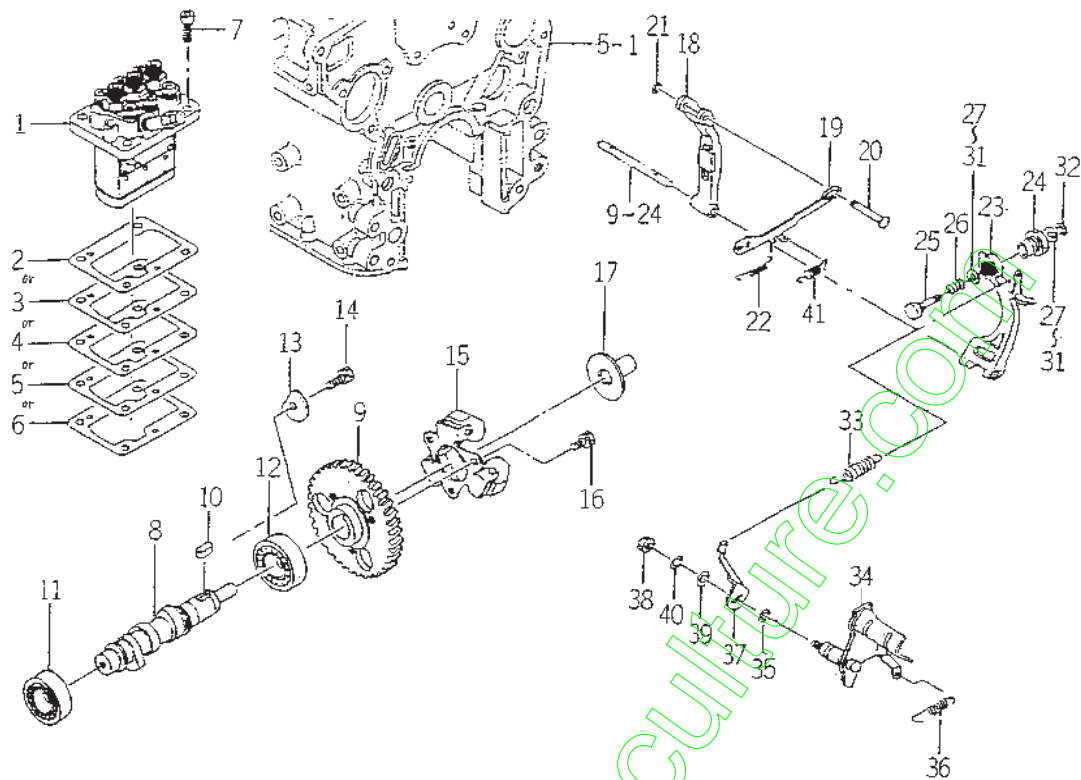
| KEY | PART CODE             | DESCRIPTION          | QTY | TYPE OF MODEL |  | I<br>T<br>C | C<br>O<br>L | G<br>R<br>P | REMARKS |
|-----|-----------------------|----------------------|-----|---------------|--|-------------|-------------|-------------|---------|
|     |                       |                      |     | E393G         |  |             |             |             |         |
| 1   | 6213 - 610 - 005 - 40 | WATERPUMP ASSY       | 1   | *             |  |             |             |             |         |
| 2   | 6213 - 611 - 003 - 20 | BODY/WATERPUMP       | 1   | *             |  |             |             |             |         |
| 3   | 6213 - 631 - 002 - 00 | BEARING/WATER PUMP   | 1   | *             |  |             |             |             |         |
| 4   | 6213 - 631 - 005 - 00 | BEARING/WATERPUMP    | 1   | *             |  |             |             |             |         |
| 5   | 6213 - 622 - 002 - 10 | SEAL SET/WATER PUMP  | 1   | *             |  |             |             |             |         |
| 6   | 6213 - 621 - 003 - 00 | ROTOR/WATERPUMP      | 1   | *             |  |             |             |             |         |
| 7   | 6213 - 642 - 002 - 00 | SEAL/WATER PUMPPULLE | 1   | *             |  |             |             |             |         |
| 8   | 6213 - 613 - 002 - 10 | GASKET               | 1   | *             |  |             |             |             |         |
| 9   | 6213 - 612 - 004 - 00 | PLATE/WATER PUMP     | 1   | *             |  |             |             |             |         |
| 10  | 6213 - 619 - 003 - 00 | SCREW/WATER PUMP     | 3   | *             |  |             |             |             |         |
| 11  | 6213 - 619 - 002 - 00 | PIPE/WATER PUMP      | 2   | *             |  |             |             |             |         |
| 12  | 6213 - 614 - 003 - 10 | GASKET/WATER PUMP    | 1   | *             |  |             |             |             |         |
| 13  | 6901 - 910 - 845 - 00 | BOLT,SEMS/M8X45      | 1   | *             |  |             |             |             |         |
| 14  | 6909 - 110 - 508 - 00 | NUT/M8               | 2   | *             |  |             |             |             |         |
| 15  | 6909 - 150 - 508 - 00 | WASHER               | 2   | *             |  |             |             |             |         |
| 16  | 6213 - 619 - 005 - 00 | SPACER,WATER PUMP    | 1   | *             |  |             |             |             |         |
| 17  | 6213 - 614 - 006 - 10 | GASKET/SPACER        | 1   | *             |  |             |             |             |         |
| 18  | 6209 - 300 - 002 - 00 | STUD                 | 2   | *             |  |             |             |             |         |
| 19  | V211 - 560 - 802 - 00 | BOLT/M8X20           | 1   | *             |  |             |             |             |         |
| 20  | 6909 - 110 - 508 - 00 | NUT/M8               | 1   | *             |  |             |             |             |         |
| 21  | 6909 - 150 - 508 - 00 | WASHER               | 1   | *             |  |             |             |             |         |
| 22  | 6213 - 729 - 013 - 10 | HOSE/RUBBER          | 1   | *             |  |             |             |             |         |
| 23  | J061 - 210 - 015 - 00 | CLAMP/WIRE/10 - 15   | 2   | *             |  |             |             |             |         |
| 24  | 6213 - 716 - 001 - 40 | HOUSING/THERMOSTAT   | 1   | *             |  |             |             |             |         |
| 25  | 6213 - 721 - 003 - 00 | PIPE,PUMP HOUSING    | 1   | *             |  |             |             |             |         |







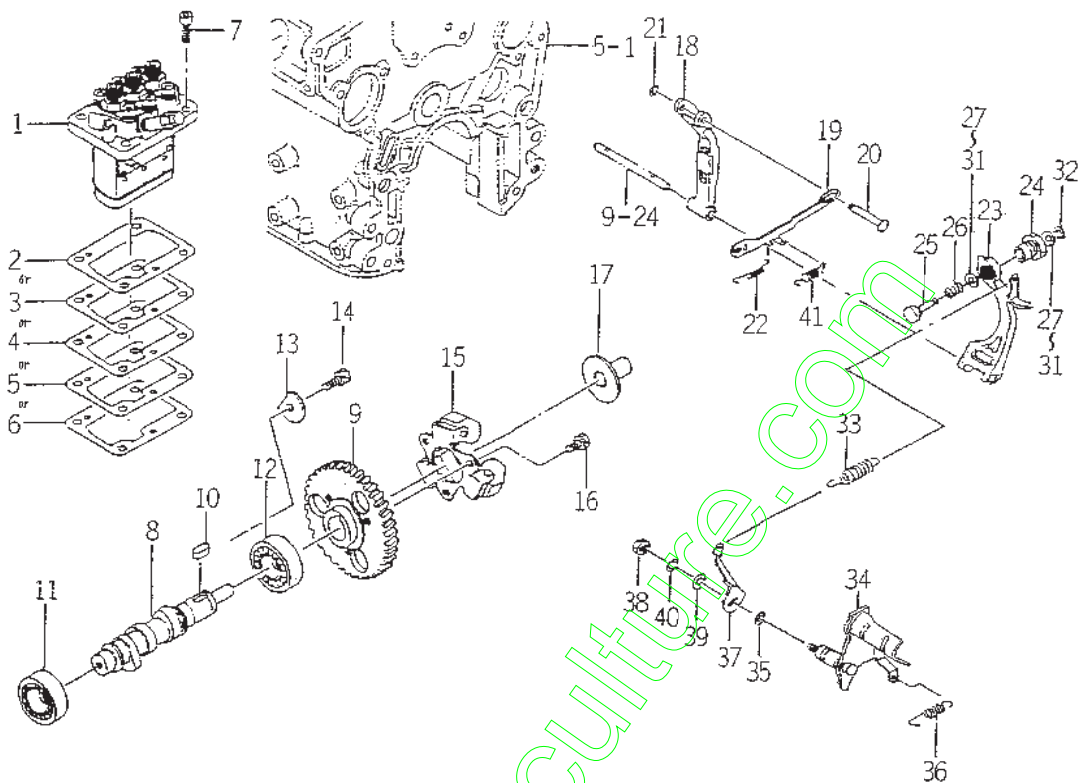
FIG. 20 INJECTION PUMP



E603-510X

| KEY | PART CODE             | DESCRIPTION          | QTY | TYPE OF MODEL |  | I<br>T<br>C | C<br>O<br>L | G<br>R<br>P | REMARKS |
|-----|-----------------------|----------------------|-----|---------------|--|-------------|-------------|-------------|---------|
|     |                       |                      |     | E3936         |  |             |             |             |         |
| 1   | 6215 - 600 - 109 - 10 | INJECTIONPUMP ASSY   | 1   | *             |  |             |             |             | FIG 025 |
| 2   | 6219 - 752 - 001 - 00 | SHIM,INJECTION PUMP  | 1   | *             |  |             |             |             |         |
| 3   | 6219 - 752 - 002 - 00 | SHIM,INJECTION PUMP  | 1   | *             |  |             |             |             |         |
| 4   | 6219 - 752 - 003 - 00 | SHIM,INJECTION PUMP  | 1   | *             |  |             |             |             |         |
| 5   | 6219 - 752 - 004 - 00 | SHIM,INJECTION PUMP  | 1   | *             |  |             |             |             |         |
| 6   | 6219 - 752 - 005 - 00 | SHIM,INJECTION PUMP  | 1   | *             |  |             |             |             |         |
| 7   | 6209 - 056 - 001 - 00 | BOLT/M6X18           | 4   | *             |  |             |             |             |         |
| 8   | 6215 - 621 - 001 - 30 | CAMSHAFT/INJPUMP     | 1   | *             |  |             |             |             |         |
| 9   | 6212 - 524 - 002 - 00 | GEAR,INJ PUMP        | 1   | *             |  |             |             |             |         |
| 10  | 6908 - 000 - 716 - 00 | KEY                  | 1   | *             |  |             |             |             |         |
| 11  | V600 - 110 - 620 - 30 | BEARING,RB/6203      | 1   | *             |  |             |             |             |         |
| 12  | V600 - 110 - 600 - 40 | BEARING,RB/6004      | 1   | *             |  |             |             |             |         |
| 13  | 6212 - 535 - 002 - 00 | PLATE,THRUST INJPUMP | 1   | *             |  |             |             |             |         |
| 14  | 6901 - 910 - 612 - 00 | BOLT,SEMS/M6X12      | 1   | *             |  |             |             |             |         |
| 15  | 6215 - 520 - 001 - 00 | FLYWEIGHT            | 1   | *             |  |             |             |             |         |
| 16  | 6209 - 030 - 043 - 00 | BOLT/M6X10           | 3   | *             |  |             |             |             |         |
| 17  | 6215 - 526 - 001 - 10 | PIECE,THRUST         | 1   | *             |  |             |             |             |         |
| 18  | 6215 - 541 - 001 - 00 | ARM,FLOATING         | 1   | *             |  |             |             |             |         |
| 19  | 6215 - 543 - 001 - 10 | LINK,CONTROL         | 1   | *             |  |             |             |             |         |
| 20  | 6215 - 542 - 006 - 00 | PIN,CONTROL          | 1   | *             |  |             |             |             |         |
| 21  | V710 - 140 - 004 - 00 | RING,SNAP/ 4 E       | 1   | *             |  |             |             |             |         |
| 22  | 6215 - 549 - 003 - 00 | SPRING,SETTING       | 1   | *             |  |             |             |             |         |
| 23  | 6215 - 541 - 016 - 30 | ARM/TENSION          | 1   | *             |  |             |             |             |         |
| 24  | 6215 - 549 - 028 - 00 | CASE/ADAPTER         | 1   | *             |  |             |             |             |         |
| 25  | 6215 - 549 - 027 - 10 | PIN/ADAPTER          | 1   | *             |  |             |             |             |         |

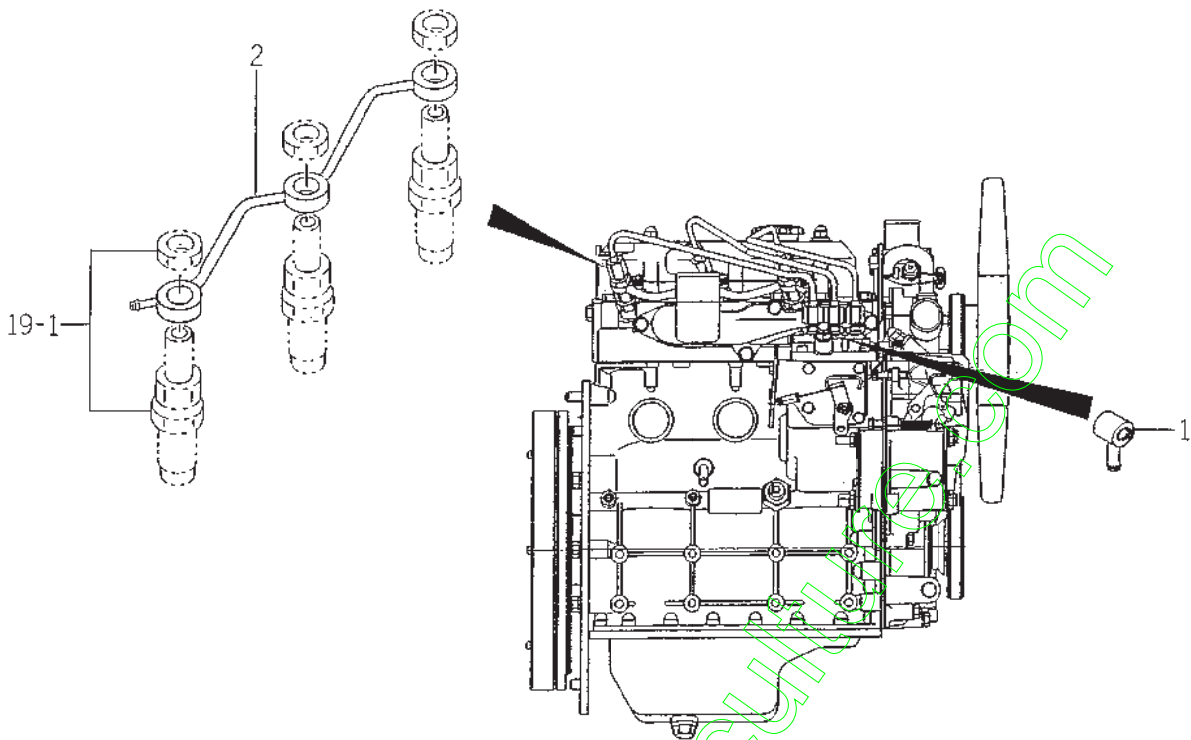
FIG. 20 INJECTION PUMP



6063-510K

| KEY | PART CODE             | DESCRIPTION          | QTY | TYPE OF MODEL |  | I<br>T<br>C | C<br>O<br>L | G<br>R<br>P | REMARKS |
|-----|-----------------------|----------------------|-----|---------------|--|-------------|-------------|-------------|---------|
|     |                       |                      |     | E393G         |  |             |             |             |         |
| 26  | 6215 - 549 - 005 - 10 | SPRING ADAPTER       | 1   | *             |  |             |             |             |         |
| 27  | 6215 - 549 - 006 - 00 | SHIM,ADAPTER         | 2   | *             |  |             |             |             |         |
| 28  | 6215 - 549 - 009 - 00 | SHIM,ADAPTER         | 2   | *             |  |             |             |             |         |
| 29  | 6215 - 549 - 010 - 00 | SHIM,ADAPTER         | 2   | *             |  |             |             |             |         |
| 30  | 6215 - 549 - 023 - 00 | SHIM ADAPTER         | 1   | *             |  |             |             |             |         |
| 31  | 6215 - 549 - 024 - 00 | SHIM ADAPTER         | 1   | *             |  |             |             |             |         |
| 32  | V710 - 140 - 004 - 00 | RING,SNAP / 4 E      | 1   | *             |  |             |             |             |         |
| 33  | 6215 - 531 - 021 - 00 | SPRING / GOVERNER    | 1   | *             |  |             |             |             |         |
| 34  | 6215 - 541 - 024 - 10 | LEVER / CONTROL COMP | 1   | *             |  |             |             |             |         |
| 35  | V720 - 101 - 900 - 80 | O - RING / P 8       | 1   | *             |  |             |             |             |         |
| 36  | 6209 - 580 - 002 - 10 | SPRING,RETURN        | 1   | *             |  |             |             |             |         |
| 37  | 6215 - 549 - 007 - 10 | ARM / CONTROL        | 1   | *             |  |             |             |             |         |
| 38  | 6909 - 110 - 406 - 00 | NUT                  | 1   | *             |  |             |             |             |         |
| 39  | V411 - 260 - 006 - 00 | WASHER / M6          | 1   | *             |  |             |             |             |         |
| 40  | 6909 - 150 - 506 - 00 | WASHER,SP / M6       | 1   | *             |  |             |             |             |         |
| 41  | 6215 - 549 - 008 - 00 | SPRING,STARTING      | 1   | *             |  |             |             |             |         |

FIG. 21 FUEL PIPE



6003-55J

| KEY | PART CODE       | DESCRIPTION    | QTY | TYPE OF MODEL |  | I<br>T<br>C | C<br>O<br>L | G<br>R<br>P | REMARKS |
|-----|-----------------|----------------|-----|---------------|--|-------------|-------------|-------------|---------|
|     |                 |                |     | E3936         |  |             |             |             |         |
| 1   | 6215-412-006-00 | CONNECTOR/FUEL | 1   | *             |  |             |             |             |         |
| 2   | 6215-411-074-10 | PIPE/FUEL      | 1   | *             |  |             |             |             |         |
|     |                 |                |     |               |  |             |             |             |         |
|     |                 |                |     |               |  |             |             |             |         |
|     |                 |                |     |               |  |             |             |             |         |
|     |                 |                |     |               |  |             |             |             |         |
|     |                 |                |     |               |  |             |             |             |         |
|     |                 |                |     |               |  |             |             |             |         |
|     |                 |                |     |               |  |             |             |             |         |
|     |                 |                |     |               |  |             |             |             |         |

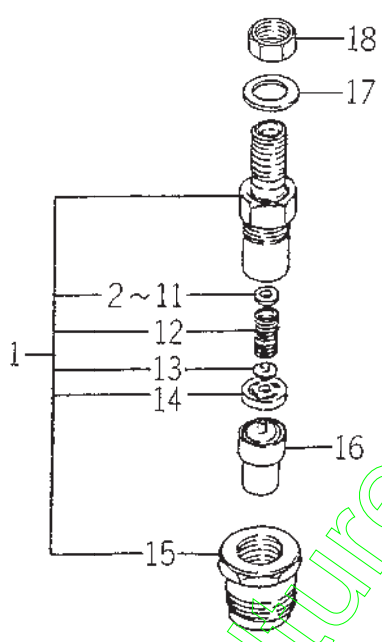
[www.emc-motocycle.com](http://www.emc-motocycle.com)







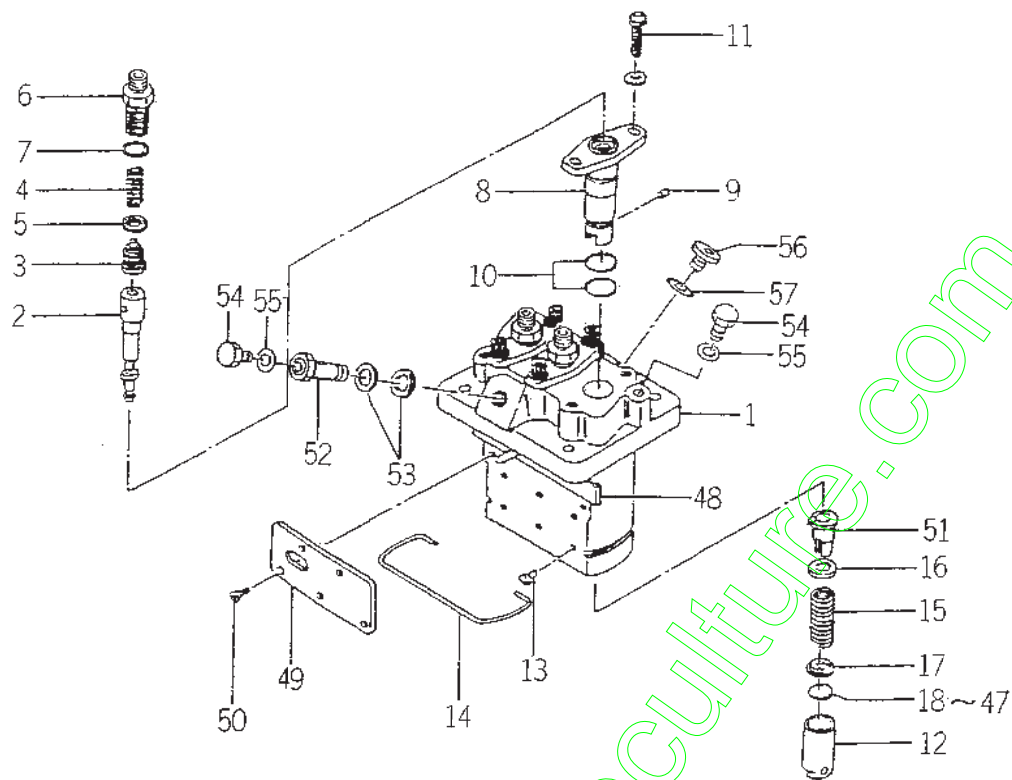
FIG. 24 COMPONENT PARTS FOR 6215 - 300 - 037 - 00 ON Fig.19



6215-3000

| KEY | PART CODE             | DESCRIPTION        | QTY | TYPE OF MODEL |  | I<br>T<br>C | C<br>O<br>L | G<br>R<br>P | REMARKS |
|-----|-----------------------|--------------------|-----|---------------|--|-------------|-------------|-------------|---------|
|     |                       |                    |     | E393G         |  |             |             |             |         |
| 1   | 6215 - 330 - 021 - 00 | HOLDER/NOZZLE ASSY | 3   | *             |  |             |             |             |         |
| 2   | 6215 - 342 - 002 - 00 | SEAT,SPRING        | 3   | *             |  |             |             |             |         |
| 3   | 6215 - 343 - 002 - 00 | SPRING,NOZZLE      | 3   | *             |  |             |             |             |         |
| 4   | 6215 - 345 - 044 - 00 | SHIM/T = 0.1       | 3   | *             |  |             |             |             |         |
| 5   | 6215 - 345 - 045 - 00 | SHIM/T = 0.2       | 3   | *             |  |             |             |             |         |
| 6   | 6215 - 345 - 046 - 00 | SHIM/T = 0.3       | 3   | *             |  |             |             |             |         |
| 7   | 6215 - 345 - 047 - 00 | SHIM/T = 0.4       | 3   | *             |  |             |             |             |         |
| 8   | 6215 - 345 - 048 - 00 | SHIM/T = 0.5       | 3   | *             |  |             |             |             |         |
| 9   | 6215 - 345 - 049 - 00 | SHIM/T = 0.52      | 3   | *             |  |             |             |             |         |
| 10  | 6215 - 345 - 050 - 00 | SHIM/T = 0.54      | 3   | *             |  |             |             |             |         |
| 11  | 6215 - 345 - 051 - 00 | SHIM/T = 0.56      | 3   | *             |  |             |             |             |         |
| 12  | 6215 - 345 - 052 - 00 | SHIM/T = 0.58      | 3   | *             |  |             |             |             |         |
| 13  | 6215 - 345 - 053 - 00 | SHIM/T = 0.8       | 3   | *             |  |             |             |             |         |
| 14  | 6215 - 339 - 002 - 00 | SPACER             | 3   | *             |  |             |             |             |         |
| 15  | 6215 - 332 - 002 - 00 | NUT,RETAINING      | 3   | *             |  |             |             |             |         |
| 16  | 6215 - 359 - 003 - 00 | GASKET             | 3   | *             |  |             |             |             |         |
| 17  | 6215 - 359 - 004 - 00 | NUT                | 3   | *             |  |             |             |             |         |
| 18  | 6215 - 311 - 005 - 00 | NOZZLE             | 3   | *             |  |             |             |             |         |

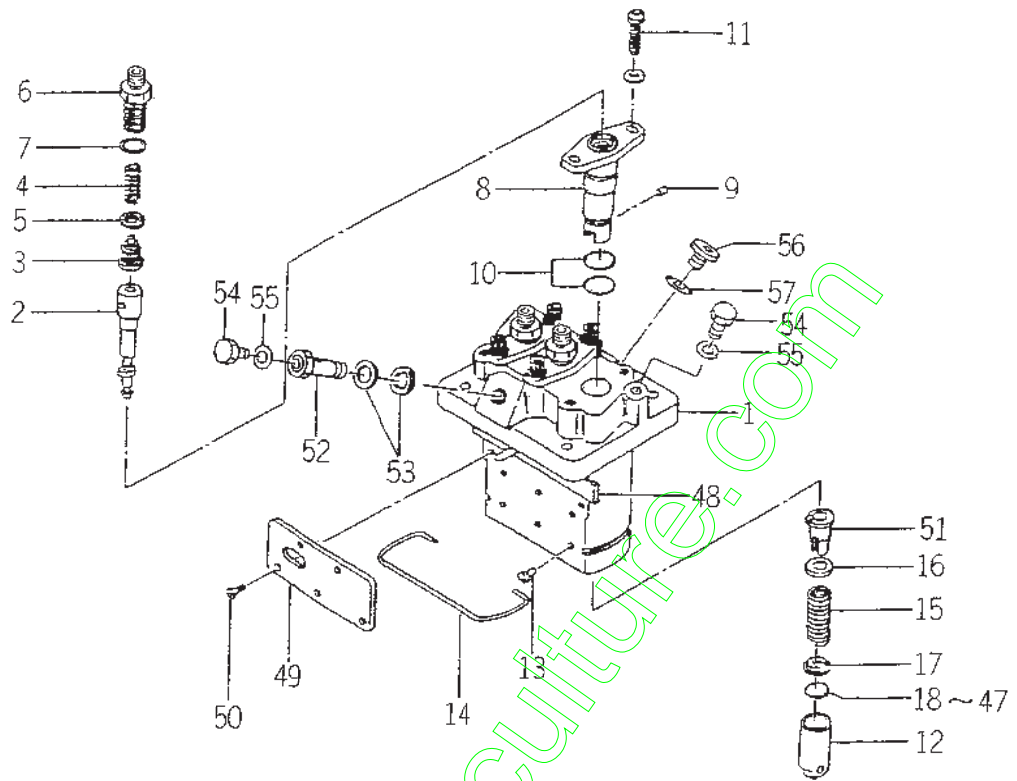
FIG. 25 COMPONENT PARTS FOR 6215 - 600 - 109 - 10 ON Fig.20



6215-6001

| KEY | PART CODE             | DESCRIPTION          | QTY | TYPE OF MODEL |  | I<br>T<br>C | C<br>O<br>L | G<br>R<br>P | REMARKS |
|-----|-----------------------|----------------------|-----|---------------|--|-------------|-------------|-------------|---------|
|     |                       |                      |     | E3936         |  |             |             |             |         |
| 1   | 6215 - 611 - 002 - 00 | HOUSING,PUMP         | 1   | *             |  |             |             |             |         |
| 2   | 6215 - 631 - 017 - 00 | PLUNGER ASSY         | 3   | *             |  |             |             |             |         |
| 3   | 6215 - 641 - 007 - 00 | DELIVERYVALVE        | 3   | *             |  |             |             |             |         |
| 4   | 6215 - 643 - 002 - 00 | SPRING DELIVERY VALV | 3   | *             |  |             |             |             |         |
| 5   | 6215 - 649 - 003 - 00 | GASKET               | 3   | *             |  |             |             |             |         |
| 6   | 6215 - 644 - 002 - 00 | HOLDER DELIVERY VALV | 3   | *             |  |             |             |             |         |
| 7   | 6215 - 649 - 004 - 00 | O - RING             | 3   | *             |  |             |             |             |         |
| 8   | 6215 - 635 - 002 - 00 | SLEEVE,FRANGE        | 3   | *             |  |             |             |             |         |
| 9   | 6215 - 649 - 005 - 00 | PIN                  | 3   | *             |  |             |             |             |         |
| 10  | 6215 - 649 - 006 - 00 | O - RING             | 6   | *             |  |             |             |             |         |
| 11  | 6215 - 649 - 007 - 00 | SCREW                | 6   | *             |  |             |             |             |         |
| 12  | 6215 - 622 - 002 - 00 | TAPPET               | 3   | *             |  |             |             |             |         |
| 13  | 6215 - 629 - 017 - 00 | PIN                  | 3   | *             |  |             |             |             |         |
| 14  | 6215 - 629 - 018 - 00 | RING,SNAP            | 1   | *             |  |             |             |             |         |
| 15  | 6215 - 634 - 002 - 00 | SPRING,PLUNGER       | 3   | *             |  |             |             |             |         |
| 16  | 6215 - 639 - 006 - 00 | SEAT,SPRING          | 3   | *             |  |             |             |             |         |
| 17  | 6215 - 639 - 007 - 00 | SEAT,SPRING          | 3   | *             |  |             |             |             |         |
| 18  | 6215 - 629 - 020 - 00 | PLATE/T = 1.80       | 3   | *             |  |             |             |             |         |
| 19  | 6215 - 629 - 021 - 00 | PLATE/T = 1.85       | 3   | *             |  |             |             |             |         |
| 20  | 6215 - 629 - 022 - 00 | PLATE/T = 1.90       | 3   | *             |  |             |             |             |         |
| 21  | 6215 - 629 - 023 - 00 | PLATE/T = 1.95       | 3   | *             |  |             |             |             |         |
| 22  | 6215 - 629 - 024 - 00 | PLATE/T = 2.00       | 3   | *             |  |             |             |             |         |
| 23  | 6215 - 629 - 025 - 00 | PLATE/T = 2.05       | 3   | *             |  |             |             |             |         |
| 24  | 6215 - 629 - 026 - 00 | PLATE/T = 2.10       | 3   | *             |  |             |             |             |         |
| 25  | 6215 - 629 - 027 - 00 | PLATE/T = 2.15       | 3   | *             |  |             |             |             |         |

FIG. 25 COMPONENT PARTS FOR 6215 - 600 - 109 - 10 ON Fig.20

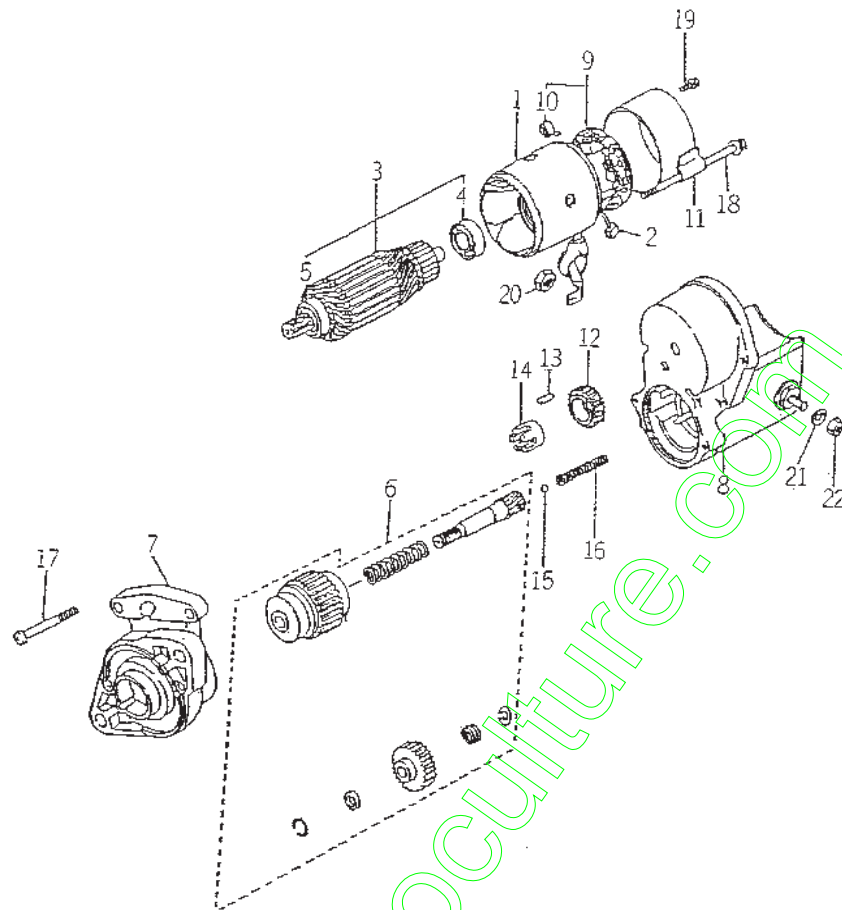


6215-6001

| KEY | PART CODE             | DESCRIPTION    | QTY | TYPE OF MODEL |  | I<br>T<br>C | C<br>O<br>L | G<br>R<br>P | REMARKS |
|-----|-----------------------|----------------|-----|---------------|--|-------------|-------------|-------------|---------|
|     |                       |                |     | E393G         |  |             |             |             |         |
| 26  | 6215 - 629 - 028 - 00 | PLATE/T = 2.20 | 3   | *             |  |             |             |             |         |
| 27  | 6215 - 629 - 029 - 00 | PLATE/T = 2.25 | 3   | *             |  |             |             |             |         |
| 28  | 6215 - 629 - 030 - 00 | PLATE/T = 2.30 | 3   | *             |  |             |             |             |         |
| 29  | 6215 - 629 - 031 - 00 | PLATE/T = 2.35 | 3   | *             |  |             |             |             |         |
| 30  | 6215 - 629 - 032 - 00 | PLATE/T = 2.40 | 3   | *             |  |             |             |             |         |
| 31  | 6215 - 629 - 033 - 00 | PLATE/T = 2.45 | 3   | *             |  |             |             |             |         |
| 32  | 6215 - 629 - 034 - 00 | PLATE/T = 2.50 | 3   | *             |  |             |             |             |         |
| 33  | 6215 - 629 - 068 - 00 | PLATE          | 3   | *             |  |             |             |             |         |
| 34  | 6215 - 629 - 069 - 00 | PLATE          | 3   | *             |  |             |             |             |         |
| 35  | 6215 - 629 - 070 - 00 | PLATE          | 3   | *             |  |             |             |             |         |
| 36  | 6215 - 629 - 071 - 00 | PLATE          | 3   | *             |  |             |             |             |         |
| 37  | 6215 - 629 - 072 - 00 | PLATE          | 3   | *             |  |             |             |             |         |
| 38  | 6215 - 629 - 073 - 00 | PLATE          | 3   | *             |  |             |             |             |         |
| 39  | 6215 - 629 - 074 - 00 | PLATE          | 3   | *             |  |             |             |             |         |
| 40  | 6215 - 629 - 075 - 00 | PLATE          | 3   | *             |  |             |             |             |         |
| 41  | 6215 - 629 - 076 - 00 | PLATE          | 3   | *             |  |             |             |             |         |
| 42  | 6215 - 629 - 077 - 00 | PLATE          | 3   | *             |  |             |             |             |         |
| 43  | 6215 - 629 - 078 - 00 | PLATE          | 3   | *             |  |             |             |             |         |
| 44  | 6215 - 629 - 079 - 00 | PLATE          | 3   | *             |  |             |             |             |         |
| 45  | 6215 - 629 - 080 - 00 | PLATE          | 3   | *             |  |             |             |             |         |
| 46  | 6215 - 629 - 081 - 00 | PLATE          | 3   | *             |  |             |             |             |         |
| 47  | 6215 - 629 - 082 - 00 | PLATE          | 3   | *             |  |             |             |             |         |
| 48  | 6215 - 637 - 002 - 00 | ROD,CONTROL    | 1   | *             |  |             |             |             |         |
| 49  | 6215 - 612 - 002 - 00 | PLATE          | 1   | *             |  |             |             |             |         |
| 50  | 6215 - 619 - 012 - 00 | SCREW          | 4   | *             |  |             |             |             |         |



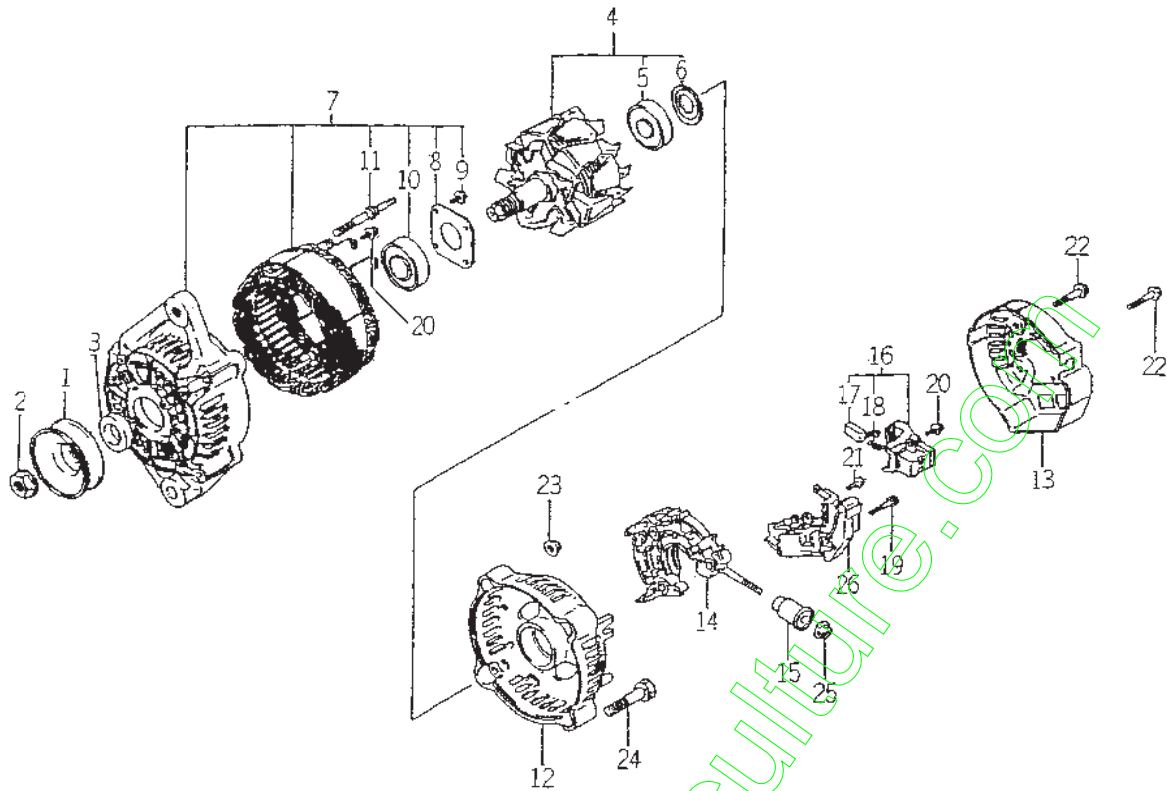
FIG. 26 COMPONENT PARTS FOR 6281 - 100 - 005 - 00 ON Fig.22



6281-1000

| KEY | PART CODE             | DESCRIPTION          | QTY | TYPE OF MODEL |  | I<br>T<br>C | C<br>O<br>L | G<br>R<br>P | REMARKS |
|-----|-----------------------|----------------------|-----|---------------|--|-------------|-------------|-------------|---------|
|     |                       |                      |     | E393G         |  |             |             |             |         |
| 1   | 6281 - 111 - 002 - 00 | YOKE/STARTER         | 1   | *             |  |             |             |             |         |
| 2   | 6281 - 116 - 002 - 00 | STARTER KIT          | 2   | *             |  |             |             |             |         |
| 3   | 6281 - 121 - 003 - 00 | ARMATURE             | 1   | *             |  |             |             |             |         |
| 4   | 6281 - 129 - 010 - 00 | BEARING,BALL         | 1   | *             |  |             |             |             |         |
| 5   | 6281 - 129 - 011 - 00 | BEARING,BALL         | 1   | *             |  |             |             |             |         |
| 6   | 6281 - 124 - 001 - 00 | STARTER KIT          | 1   | *             |  |             |             |             |         |
| 7   | 6281 - 129 - 020 - 00 | HOUSING,STARTER ASSY | 1   | *             |  |             |             |             |         |
| 8   | 6281 - 151 - 005 - 00 | SWITCH,STARTER ASSY  | 1   | *             |  |             |             |             |         |
| 9   | 6281 - 118 - 002 - 00 | HOLDER BRUSH ASSY    | 1   | *             |  |             |             |             |         |
| 10  | 6581 - 117 - 007 - 00 | SPRING,BRUSH         | 4   | *             |  |             |             |             |         |
| 11  | 6281 - 115 - 005 - 00 | FRAME,STARTER END    | 1   | *             |  |             |             |             |         |
| 12  | 6581 - 123 - 011 - 00 | PINION,STARTER       | 1   | *             |  |             |             |             |         |
| 13  | 6581 - 129 - 099 - 00 | ROTOR                | 5   | *             |  |             |             |             |         |
| 14  | 6581 - 129 - 100 - 00 | RETAINER             | 1   | *             |  |             |             |             |         |
| 15  | 6581 - 129 - 092 - 00 | BALL                 | 1   | *             |  |             |             |             |         |
| 16  | 6581 - 129 - 096 - 00 | SPRING               | 1   | *             |  |             |             |             |         |
| 17  | 6281 - 129 - 006 - 00 | SCREW                | 2   | *             |  |             |             |             |         |
| 18  | 6281 - 129 - 008 - 00 | BOLT/WS              | 2   | *             |  |             |             |             |         |
| 19  | 6281 - 129 - 009 - 00 | SCREW/WS             | 2   | *             |  |             |             |             |         |
| 20  | 6909 - 111 - 508 - 00 | NUT                  | 1   | *             |  |             |             |             |         |
| 21  | 6909 - 150 - 508 - 00 | WASHER               | 1   | *             |  |             |             |             |         |
| 22  | 6909 - 110 - 408 - 00 | NUT/M8               | 1   | *             |  |             |             |             |         |

FIG. 27 COMPONENT PARTS FOR 6281 - 200 - 005 - 00 ON Fig.22



6281 2010

| KEY | PART CODE             | DESCRIPTION       | QTY | TYPE OF MODEL |  | I<br>T<br>C | C<br>O<br>L | G<br>R<br>P | REMARKS |
|-----|-----------------------|-------------------|-----|---------------|--|-------------|-------------|-------------|---------|
|     |                       |                   |     | E393G         |  |             |             |             |         |
| 1   | 6281 - 222 - 004 - 00 | PULLEY            | 1   | *             |  |             |             |             |         |
| 2   | 6281 - 229 - 002 - 00 | NUT               | 1   | *             |  |             |             |             |         |
| 3   | 6281 - 229 - 003 - 00 | COLLOR            | 1   | *             |  |             |             |             |         |
| 4   | 6281 - 221 - 001 - 00 | ROTOR ASSY        | 1   | *             |  |             |             |             |         |
| 5   | 6281 - 229 - 005 - 00 | BEARING           | 1   | *             |  |             |             |             |         |
| 6   | 6281 - 229 - 004 - 00 | COVER,BEARING     | 1   | *             |  |             |             |             |         |
| 7   | 6281 - 213 - 006 - 00 | FRAME ASSY        | 1   | *             |  |             |             |             |         |
| 8   | 6281 - 229 - 006 - 00 | PLATE             | 1   | *             |  |             |             |             |         |
| 9   | 6281 - 229 - 007 - 00 | BOLT              | 4   | *             |  |             |             |             |         |
| 10  | 6281 - 229 - 009 - 00 | BEARING           | 1   | *             |  |             |             |             |         |
| 11  | 6281 - 229 - 008 - 00 | BOLT              | 2   | *             |  |             |             |             |         |
| 12  | 6281 - 214 - 003 - 00 | FRAME             | 1   | *             |  |             |             |             |         |
| 13  | 6281 - 214 - 004 - 00 | COVER             | 1   | *             |  |             |             |             |         |
| 14  | 6281 - 229 - 029 - 00 | HOLDER ASSY       | 1   | *             |  |             |             |             |         |
| 15  | 6281 - 229 - 011 - 00 | BUSH              | 1   | *             |  |             |             |             |         |
| 16  | 6281 - 217 - 001 - 00 | HOLDER,BRUSH ASSY | 1   | *             |  |             |             | -           |         |
| 17  | 6281 - 215 - 001 - 00 | BRUSH             | 2   | *             |  |             |             |             |         |
| 18  | 6281 - 216 - 001 - 00 | SPRING            | 2   | *             |  |             |             |             |         |
| 19  | 6281 - 229 - 012 - 00 | BOLT              | 2   | *             |  |             |             |             |         |
| 20  | 6281 - 229 - 013 - 00 | BOLT              | 6   | *             |  |             |             |             |         |
| 21  | 6281 - 229 - 014 - 00 | BOLT              | 1   | *             |  |             |             |             |         |
| 22  | 6281 - 229 - 015 - 00 | BOLT              | 3   | *             |  |             |             |             |         |
| 23  | 6281 - 229 - 016 - 00 | NUT               | 2   | *             |  |             |             |             |         |
| 24  | 6281 - 229 - 017 - 00 | BOLT              | 2   | *             |  |             |             |             |         |
| 25  | 6281 - 229 - 018 - 00 | NUT               | 1   | *             |  |             |             |             |         |





# ENGINE

## E393 - G01 ... TMG18 - S

[www.emc-motoculture.com](http://www.emc-motoculture.com)

ENGINE

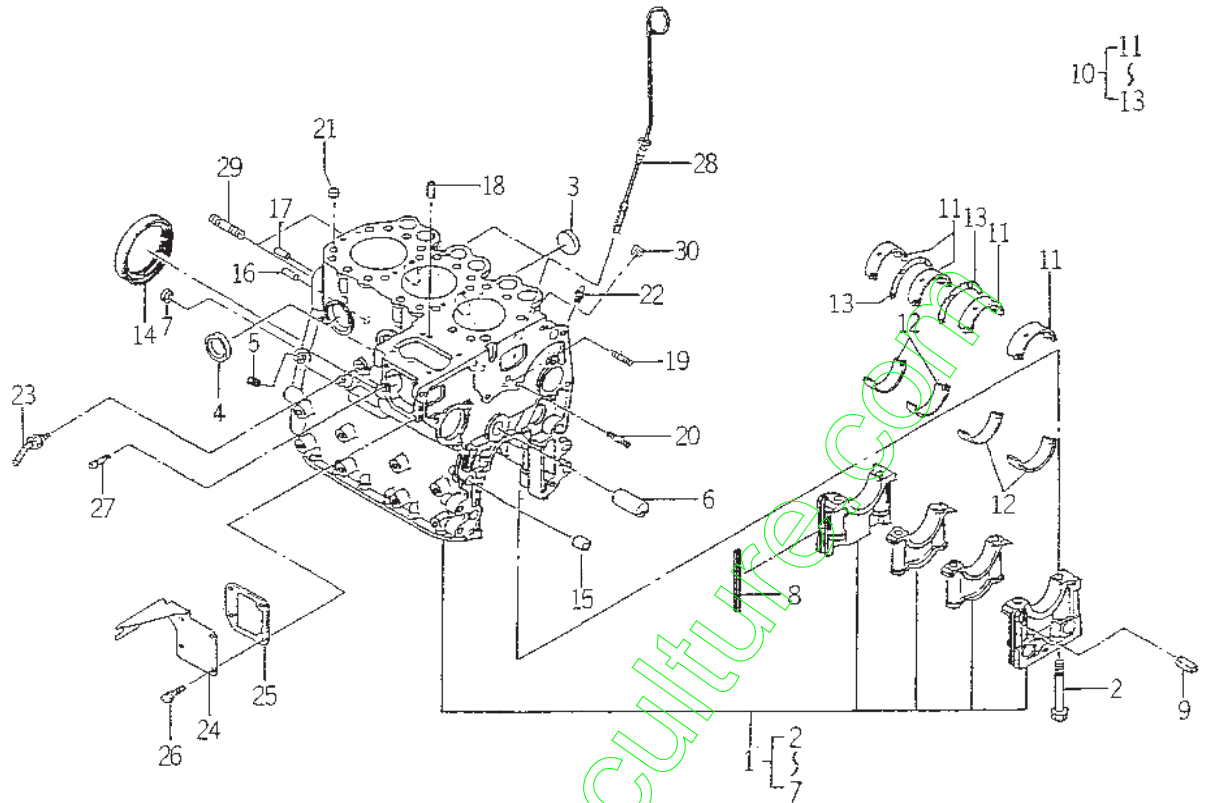








FIG. 5 CYLINDER BLOCK



6003-201Y

| KEY | PART CODE             | DESCRIPTION          | QTY | TYPE OF MODEL |  | I<br>T<br>C | C<br>O<br>L | G<br>R<br>P | REMARKS |
|-----|-----------------------|----------------------|-----|---------------|--|-------------|-------------|-------------|---------|
|     |                       |                      |     | E393G01       |  |             |             |             |         |
| 1   | 6211 - 210 - 050 - 10 | CYLINDERBLOCK ASSY   | 1   | *             |  |             |             |             |         |
| 2   | 6209 - 000 - 004 - 10 | BOLT                 | 8   | *             |  |             |             |             |         |
| 3   | 6209 - 610 - 001 - 00 | CAP,SEALING          | 2   | *             |  |             |             |             |         |
| 4   | 6911 - 219 - 195 - 00 | CAP,SEALING          | 4   | *             |  |             |             |             |         |
| 5   | 6509 - 605 - 019 - 10 | PLUG                 | 3   | *             |  |             |             |             |         |
| 6   | 6212 - 531 - 005 - 10 | PIN/IDLEGEAR         | 1   | *             |  |             |             |             |         |
| 7   | 6911 - 129 - 083 - 00 | CAP,SEALING          | 1   | *             |  |             |             |             |         |
| 8   | 6211 - 258 - 001 - 00 | SEAL,BEARING CAP     | 4   | *             |  |             |             |             |         |
| 9   | 6211 - 258 - 002 - 00 | SEAL,BEARING CAP/7   | 2   | *             |  |             |             |             |         |
| 10  | 6211 - 510 - 001 - 00 | METAL,CRANK SET      | 1   | *             |  |             |             |             |         |
| 11  | 6211 - 511 - 003 - 00 | BEARING/CRANK/UPPER  | 4   | *             |  |             |             |             |         |
| 12  | 6211 - 511 - 004 - 00 | BEARING/CRANK/LOWER  | 4   | *             |  |             |             |             |         |
| 13  | 6211 - 599 - 001 - 10 | BEARING,THRUST CRANK | 2   | *             |  |             |             |             |         |
| 14  | 6209 - 625 - 001 - 00 | SEAL,OIL             | 1   | *             |  |             |             |             |         |
| 15  | 6209 - 749 - 001 - 20 | PIN/TUBE             | 2   | *             |  |             |             |             |         |
| 16  | 6908 - 160 - 816 - 00 | PIN                  | 1   | *             |  |             |             |             |         |
| 17  | V523 - 100 - 802 - 40 | PIN                  | 1   | *             |  |             |             |             |         |
| 18  | 6908 - 160 - 510 - 00 | PIN                  | 2   | *             |  |             |             |             |         |
| 19  | 6904 - 110 - 818 - 00 | STUD                 | 1   | *             |  |             |             |             |         |
| 20  | 6904 - 110 - 840 - 00 | STUD/M8X40           | 1   | *             |  |             |             |             |         |
| 21  | 6294 - 453 - 002 - 00 | DOWEL                | 2   | *             |  |             |             |             |         |
| 22  | 6909 - 902 - 299 - 00 | NIPPLE               | 1   | *             |  |             |             |             |         |
| 23  | 6213 - 721 - 007 - 00 | PIPE/WATERDRAIN      | 1   | *             |  |             |             |             |         |
| 24  | 6211 - 291 - 016 - 00 | COVER/INJECTIONPUMP  | 1   | *             |  |             |             |             |         |
| 25  | 6211 - 292 - 001 - 20 | GASKET/COVER         | 1   | *             |  |             |             |             |         |



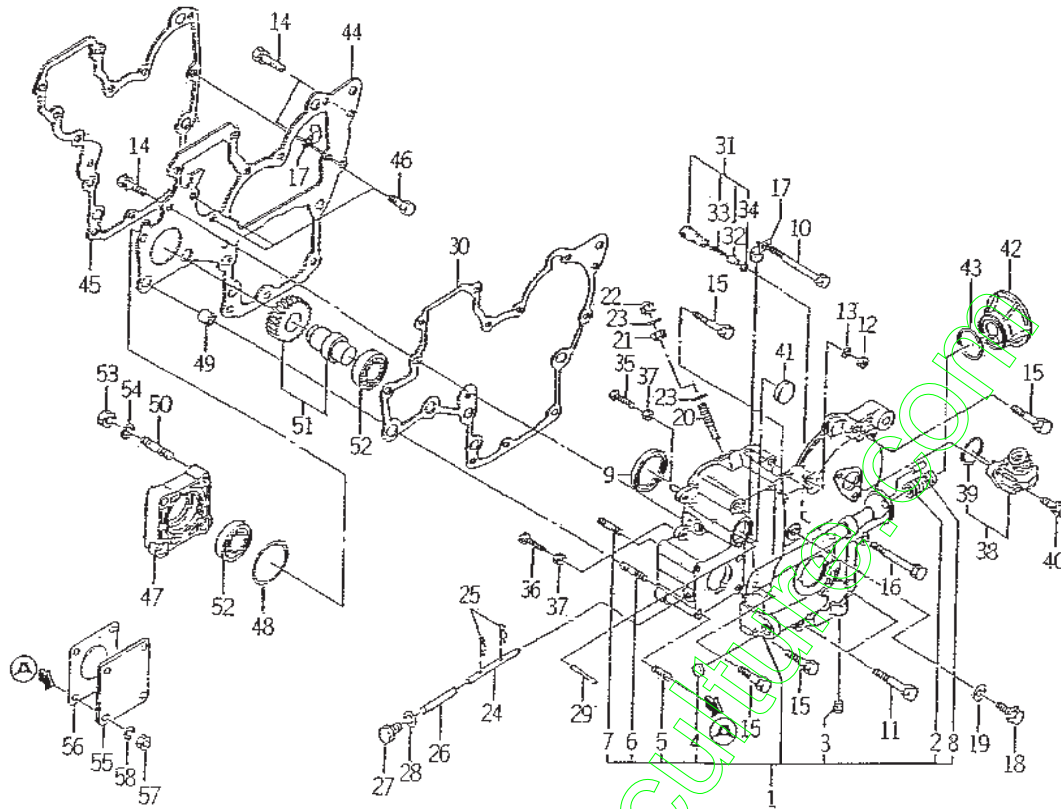








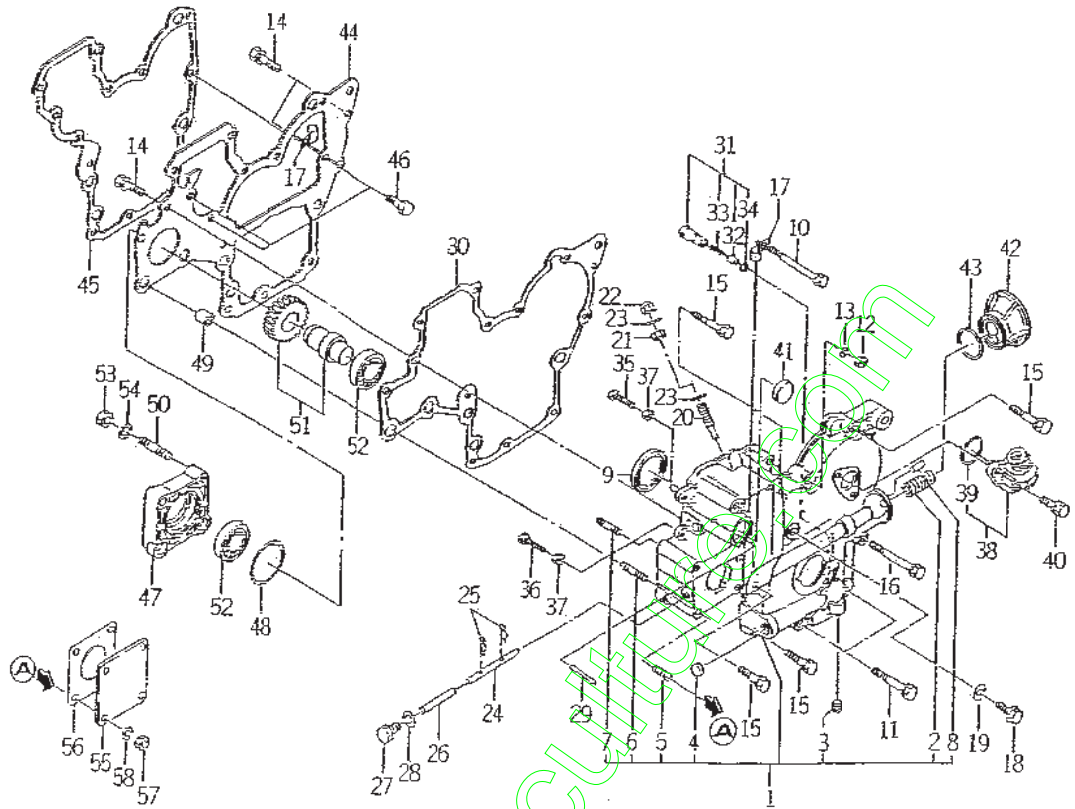
FIG. 9 TIMING GEAR CASE



6003-244H

| KEY | PART CODE             | DESCRIPTION         | QTY | TYPE OF MODEL |  | I<br>T<br>C | C<br>O<br>L | G<br>R<br>P | REMARKS |
|-----|-----------------------|---------------------|-----|---------------|--|-------------|-------------|-------------|---------|
|     |                       |                     |     | E393601       |  |             |             |             |         |
| 1   | 6211 - 310 - 021 - 00 | GEARCASE ASSY       | 1   | *             |  |             |             |             |         |
| 2   | 6213 - 319 - 004 - 00 | CONNECTOR/OILFILTER | 1   | *             |  |             |             |             |         |
| 3   | 6509 - 605 - 019 - 10 | PLUG                | 1   | *             |  |             |             |             |         |
| 4   | 6209 - 610 - 002 - 10 | CUP/SEALING/16      | 1   | *             |  |             |             |             |         |
| 5   | 6904 - 110 - 822 - 00 | STUD                | 4   | *             |  |             |             |             |         |
| 6   | 6904 - 110 - 855 - 00 | STUD                | 2   | *             |  |             |             |             |         |
| 7   | 6904 - 110 - 850 - 00 | STUD                | 1   | *             |  |             |             |             |         |
| 8   | 6908 - 160 - 510 - 00 | PIN                 | 1   | *             |  |             |             |             |         |
| 9   | 6209 - 625 - 002 - 00 | SEAL/OIL            | 1   | *             |  |             |             |             |         |
| 10  | 6209 - 030 - 005 - 00 | BOLT/M8X85          | 1   | *             |  |             |             |             |         |
| 11  | 6509 - 000 - 084 - 00 | BOLT/L = 55         | 2   | *             |  |             |             |             |         |
| 12  | 6909 - 110 - 508 - 00 | NUT/M8              | 1   | *             |  |             |             |             |         |
| 13  | 6909 - 150 - 508 - 00 | WASHER              | 1   | *             |  |             |             |             |         |
| 14  | V211 - 560 - 802 - 00 | BOLT/M8X20          | 3   | *             |  |             |             |             |         |
| 15  | 6901 - 910 - 845 - 00 | BOLT,SEMS/M8X45     | 5   | *             |  |             |             |             |         |
| 16  | 6209 - 030 - 006 - 00 | BOLT/M8X75          | 1   | *             |  |             |             |             |         |
| 17  | 1425 - 621 - 004 - 00 | CLAMP,HARNESS       | 2   | *             |  |             |             |             |         |
| 18  | 6209 - 046 - 001 - 00 | BOLT/M8X30          | 1   | *             |  |             |             |             |         |
| 19  | 6209 - 500 - 003 - 00 | WASHER/08X14X01     | 1   | *             |  |             |             |             |         |
| 20  | 6215 - 546 - 003 - 00 | STOPPER/FULLLOAD    | 1   | *             |  |             |             |             |         |
| 21  | 6209 - 409 - 001 - 00 | NUT/M8              | 1   | *             |  |             |             |             |         |
| 22  | V341 - 120 - 008 - 00 | NUT,CAP/M 8         | 1   | *             |  |             |             |             |         |
| 23  | 6209 - 920 - 002 - 00 | PACKING             | 2   | *             |  |             |             |             |         |
| 24  | 6215 - 542 - 004 - 20 | PIN/ARM             | 1   | *             |  |             |             |             |         |
| 25  | P117 - 303 - 003 - 00 | PIN/SNAP            | 2   | *             |  |             |             |             |         |

FIG. 9 TIMING GEAR CASE



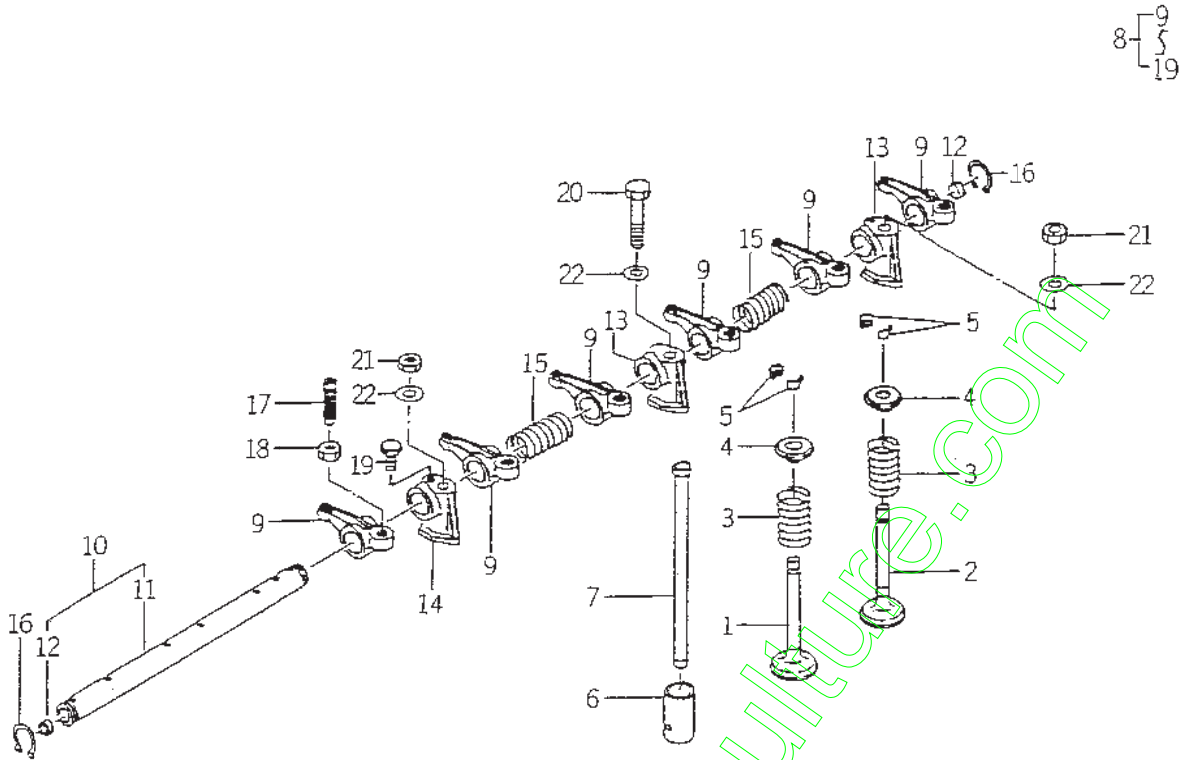
6003-240H

| KEY | PART CODE             | DESCRIPTION          | QTY | TYPE OF MODEL |  | I<br>T<br>C | C<br>O<br>L | G<br>R<br>P | REMARKS |
|-----|-----------------------|----------------------|-----|---------------|--|-------------|-------------|-------------|---------|
|     |                       |                      |     | E393601       |  |             |             |             |         |
| 26  | 6215 - 542 - 005 - 00 | PIN                  | 1   | *             |  |             |             |             |         |
| 27  | 6909 - 202 - 308 - 00 | PLUG                 | 1   | *             |  |             |             |             |         |
| 28  | 6209 - 500 - 003 - 00 | WASHER/08X14X01      | 1   | *             |  |             |             |             |         |
| 29  | 6209 - 740 - 001 - 00 | PIN,GROOVE           | 1   | *             |  |             |             |             |         |
| 30  | 6211 - 312 - 003 - 10 | GASKET,GEAR CASE     | 1   | *             |  |             |             |             |         |
| 31  | 6213 - 160 - 002 - 00 | VALVE/RELIEF ASSY    | 1   | *             |  |             |             |             |         |
| 32  | 6213 - 161 - 001 - 00 | PISTON/RELIEF VALVE  | 1   | *             |  |             |             |             |         |
| 33  | 6213 - 164 - 001 - 00 | SPRING/RELIEF VALVE  | 1   | *             |  |             |             |             |         |
| 34  | V705 - 140 - 012 - 00 | RING,SNAP/12 C       | 1   | *             |  |             |             |             |         |
| 35  | 6209 - 050 - 001 - 00 | BOLT/M6              | 1   | *             |  |             |             |             |         |
| 36  | 6209 - 050 - 002 - 00 | BOLT/M6              | 1   | *             |  |             |             |             |         |
| 37  | 6909 - 110 - 406 - 00 | NUT                  | 2   | *             |  |             |             |             |         |
| 38  | 6219 - 310 - 003 - 10 | DRIVE/TACHOMETE ASSY | 1   | *             |  |             |             |             |         |
| 39  | V723 - 102 - 002 - 40 | RING/O               | 1   | *             |  |             |             |             |         |
| 40  | 6901 - 910 - 616 - 00 | BOLT,SEMS/M6X16      | 2   | *             |  |             |             |             |         |
| 41  | 3625 - 540 - 004 - 00 | CAP,BLANK/3D         | 1   | *             |  |             |             |             |         |
| 42  | 6213 - 211 - 001 - 10 | SPACER,OIL FILTER    | 1   | *             |  |             |             |             |         |
| 43  | V723 - 102 - 003 - 60 | O - RING             | 1   | *             |  |             |             |             |         |
| 44  | 6211 - 311 - 011 - 00 | PLATE FRONT          | 1   | *             |  |             |             |             |         |
| 45  | 6211 - 312 - 002 - 20 | GASKET/PLATE         | 1   | *             |  |             |             |             |         |
| 46  | 6902 - 050 - 816 - 00 | BOLT                 | 3   | *             |  |             |             |             |         |
| 47  | 6211 - 319 - 003 - 00 | SPACER               | 1   | *             |  |             |             |             |         |
| 48  | V723 - 102 - 005 - 00 | O - RING 1A S50      | 1   | *             |  |             |             |             |         |
| 49  | 6209 - 749 - 001 - 20 | PIN/TUBE             | 2   | *             |  |             |             |             |         |
| 50  | 6904 - 110 - 822 - 00 | STUD                 | 1   | *             |  |             |             |             |         |





FIG. 11 VALVE



6083-301

| KEY | PART CODE             | DESCRIPTION          | QTY | TYPE OF MODEL |  | I<br>T<br>C | C<br>O<br>L | G<br>R<br>P | REMARKS |
|-----|-----------------------|----------------------|-----|---------------|--|-------------|-------------|-------------|---------|
|     |                       |                      |     | E393601       |  |             |             |             |         |
| 1   | 6212 - 551 - 001 - 00 | VALVE,INTAKE         | 3   | *             |  |             |             |             |         |
| 2   | 6212 - 552 - 001 - 00 | VALVE,EXHAUST        | 3   | *             |  |             |             |             |         |
| 3   | 6212 - 561 - 001 - 00 | SPRING,VALVE         | 6   | *             |  |             |             |             |         |
| 4   | 6212 - 563 - 001 - 00 | SEAT,VALVE SPRING    | 6   | *             |  |             |             |             |         |
| 5   | 6212 - 565 - 001 - 00 | CUTTER,VALVE         | 12  | *             |  |             |             |             |         |
| 6   | 6212 - 571 - 003 - 00 | TAPPET               | 6   | *             |  |             |             |             |         |
| 7   | 6212 - 575 - 001 - 00 | ROD,PUSH             | 6   | *             |  |             |             |             |         |
| 8   | 6212 - 600 - 002 - 00 | SHAFT,ROCKER ASSY    | 1   | *             |  |             |             |             |         |
| 9   | 6212 - 611 - 004 - 10 | ROCKERARM            | 6   | *             |  |             |             |             |         |
| 10  | 6212 - 620 - 001 - 10 | SHAFT,ROCKER ARMASSY | 1   | *             |  |             |             |             |         |
| 11  | 6212 - 621 - 002 - 10 | SHAFT /ROCKERARM     | 1   | *             |  |             |             |             |         |
| 12  | 6212 - 626 - 002 - 10 | PLUG                 | 2   | *             |  |             |             |             |         |
| 13  | 6212 - 628 - 004 - 00 | BRACKET ROCKER SHAFT | 2   | *             |  |             |             |             |         |
| 14  | 6212 - 628 - 005 - 00 | BRACKET,ROCKER SHAFT | 1   | *             |  |             |             |             |         |
| 15  | 6209 - 940 - 004 - 00 | SPRING               | 2   | *             |  |             |             |             |         |
| 16  | V704 - 140 - 016 - 00 | RING,SNAP/16 C       | 2   | *             |  |             |             |             |         |
| 17  | 6212 - 616 - 002 - 00 | SCREW ADJUST         | 6   | *             |  |             |             |             |         |
| 18  | 6209 - 409 - 003 - 00 | NUT                  | 6   | *             |  |             |             |             |         |
| 19  | 6209 - 000 - 002 - 00 | BOLT                 | 1   | *             |  |             |             |             |         |
| 20  | 6901 - 050 - 850 - 00 | BOLT/M8X45           | 1   | *             |  |             |             |             |         |
| 21  | 6909 - 110 - 508 - 00 | NUT/M8               | 2   | *             |  |             |             |             |         |
| 22  | 6209 - 500 - 005 - 00 | WASHER/08X15.5X1.6   | 3   | *             |  |             |             |             |         |















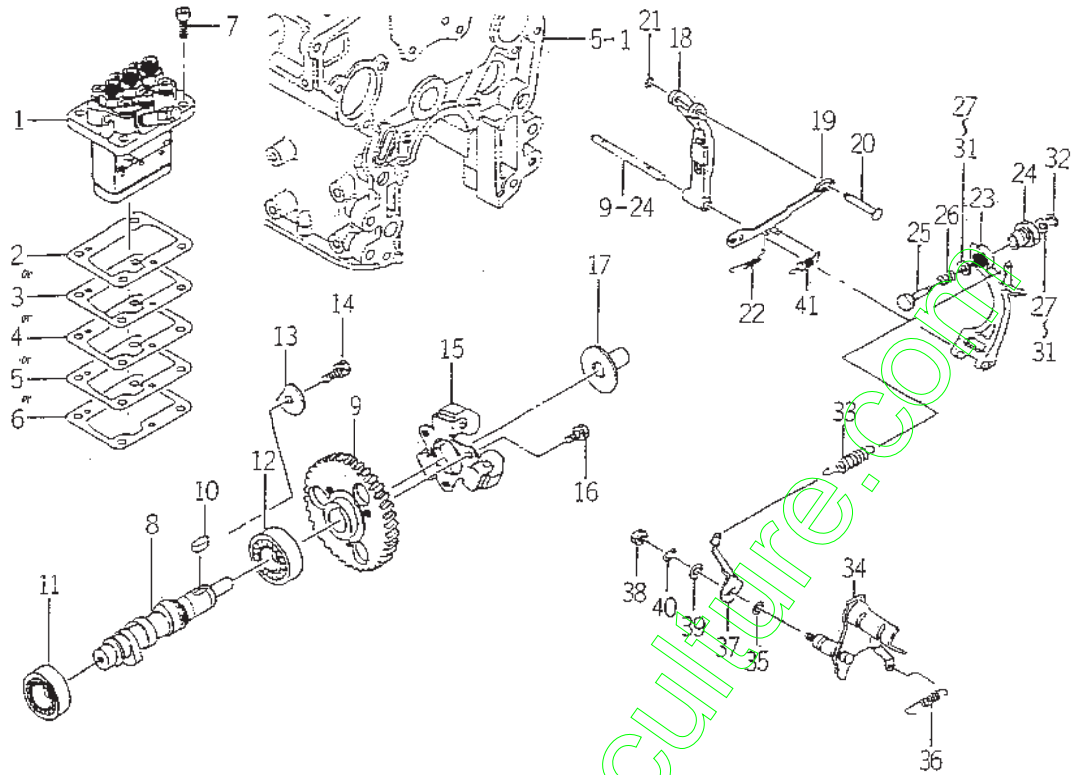








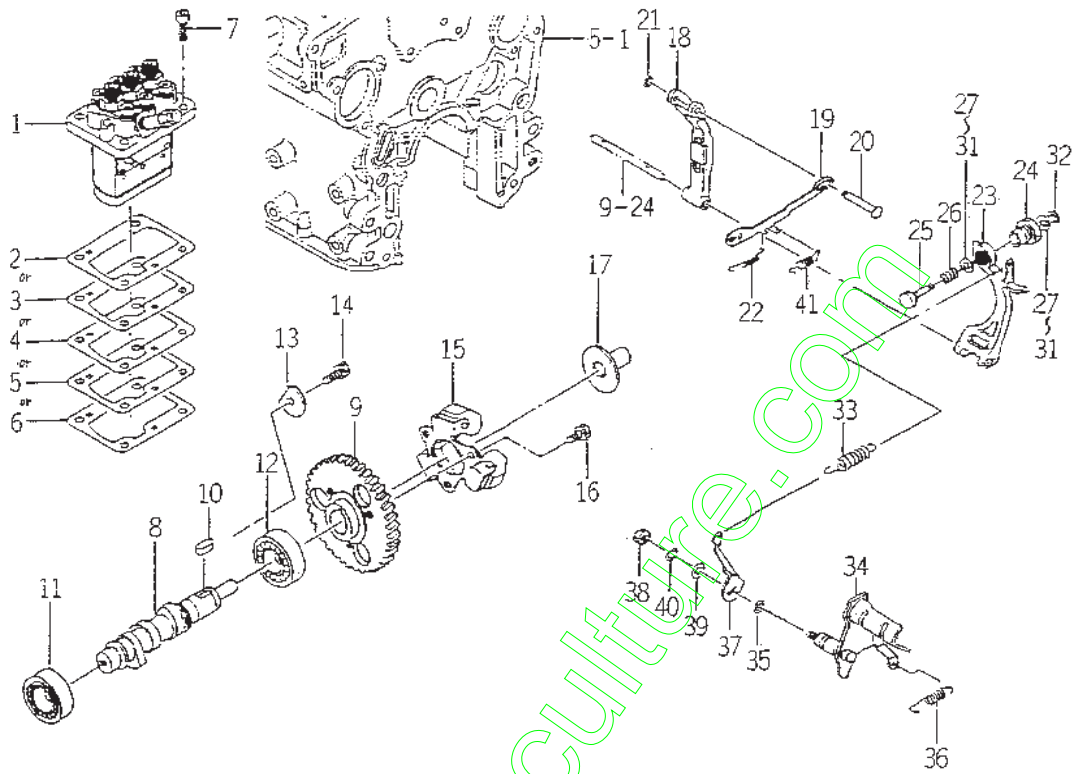
FIG. 20 INJECTION PUMP



6003-510K

| KEY | PART CODE             | DESCRIPTION          | QTY | TYPE OF MODEL |  | I<br>T<br>C | C<br>O<br>L | P<br>R<br>G<br>P | REMARKS |
|-----|-----------------------|----------------------|-----|---------------|--|-------------|-------------|------------------|---------|
|     |                       |                      |     | E393G01       |  |             |             |                  |         |
| 1   | 6215 - 600 - 109 - 10 | INJECTIONPUMP ASSY   | 1   | *             |  |             |             |                  | FIG 025 |
| 2   | 6219 - 752 - 001 - 00 | SHIM,INJECTION PUMP  | 1   | *             |  |             |             |                  |         |
| 3   | 6219 - 752 - 002 - 00 | SHIM,INJECTION PUMP  | 1   | *             |  |             |             |                  |         |
| 4   | 6219 - 752 - 003 - 00 | SHIM,INJECTION PUMP  | 1   | *             |  |             |             |                  |         |
| 5   | 6219 - 752 - 004 - 00 | SHIM,INJECTION PUMP  | 1   | *             |  |             |             |                  |         |
| 6   | 6219 - 752 - 005 - 00 | SHIM,INJECTION PUMP  | 1   | *             |  |             |             |                  |         |
| 7   | 6209 - 056 - 001 - 00 | BOLT/M6X16           | 4   | *             |  |             |             |                  |         |
| 8   | 6215 - 621 - 001 - 30 | CAMSHAFT INJPUMP     | 1   | *             |  |             |             |                  |         |
| 9   | 6212 - 524 - 002 - 00 | GEAR,INJ PUMP        | 1   | *             |  |             |             |                  |         |
| 10  | 6908 - 000 - 716 - 00 | KEY                  | 1   | *             |  |             |             |                  |         |
| 11  | V600 - 110 - 620 - 30 | BEARING,RB/6203      | 1   | *             |  |             |             |                  |         |
| 12  | V600 - 110 - 600 - 40 | BEARING,RB/6004      | 1   | *             |  |             |             |                  |         |
| 13  | 6212 - 535 - 002 - 00 | PLATE,THRUST INJPUMP | 1   | *             |  |             |             |                  |         |
| 14  | 6901 - 910 - 612 - 00 | BOLT,SEMS/M6X12      | 1   | *             |  |             |             |                  |         |
| 15  | 6215 - 520 - 001 - 00 | FLYWEIGHT            | 1   | *             |  |             |             |                  |         |
| 16  | 6209 - 030 - 043 - 00 | BOLT/M6X10           | 3   | *             |  |             |             |                  |         |
| 17  | 6215 - 526 - 001 - 10 | PIECE,THRUST         | 1   | *             |  |             |             |                  |         |
| 18  | 6215 - 541 - 001 - 00 | ARM,FLOATING         | 1   | *             |  |             |             |                  |         |
| 19  | 6215 - 543 - 001 - 10 | LINK,CONTROL         | 1   | *             |  |             |             |                  |         |
| 20  | 6215 - 542 - 006 - 00 | PIN,CONTROL          | 1   | *             |  |             |             |                  |         |
| 21  | V710 - 140 - 004 - 00 | RING,SNAP/ 4 E       | 1   | *             |  |             |             |                  |         |
| 22  | 6215 - 549 - 003 - 00 | SPRING,SETTING       | 1   | *             |  |             |             |                  |         |
| 23  | 6215 - 541 - 016 - 30 | ARM/TENSION          | 1   | *             |  |             |             |                  |         |
| 24  | 6215 - 549 - 028 - 10 | CASE/ADAPTER         | 1   | *             |  |             |             |                  |         |
| 25  | 6215 - 549 - 027 - 10 | PIN/ADAPTER          | 1   | *             |  |             |             |                  |         |

FIG. 20 INJECTION PUMP



606C-510K

| KEY | PART CODE             | DESCRIPTION          | QTY | TYPE OF MODEL |  | I<br>T<br>C | C<br>O<br>L | G<br>R<br>P | REMARKS |
|-----|-----------------------|----------------------|-----|---------------|--|-------------|-------------|-------------|---------|
|     |                       |                      |     | E393G01       |  |             |             |             |         |
| 26  | 6215 - 549 - 005 - 10 | SPRING ADAPTER       | 1   | *             |  |             |             |             |         |
| 27  | 6215 - 549 - 006 - 00 | SHIM,ADAPTER         | 2   | *             |  |             |             |             |         |
| 28  | 6215 - 549 - 009 - 00 | SHIM,ADAPTER         | 2   | *             |  |             |             |             |         |
| 29  | 6215 - 549 - 010 - 00 | SHIM,ADAPTER         | 2   | *             |  |             |             |             |         |
| 30  | 6215 - 549 - 023 - 00 | SHIM / ADAPTER       | 1   | *             |  |             |             |             |         |
| 31  | 6215 - 549 - 024 - 00 | SHIM / ADAPTER       | 1   | *             |  |             |             |             |         |
| 32  | V710 - 140 - 004 - 00 | RING,SNAP / 4 E      | 1   | *             |  |             |             |             |         |
| 33  | 6215 - 531 - 021 - 00 | SPRING / GOVERNER    | 1   | *             |  |             |             |             |         |
| 34  | 6215 - 541 - 024 - 10 | LEVER / CONTROL CDMF | 1   | *             |  |             |             |             |         |
| 35  | V720 - 101 - 900 - 80 | O - RING / P 8       | 1   | *             |  |             |             |             |         |
| 36  | 6209 - 580 - 002 - 10 | SPRING,RETURN        | 1   | *             |  |             |             |             |         |
| 37  | 6215 - 549 - 007 - 10 | ARM / CONTROL        | 1   | *             |  |             |             |             |         |
| 38  | 6909 - 110 - 406 - 00 | NUT                  | 1   | *             |  |             |             |             |         |
| 39  | V411 - 260 - 006 - 00 | WASHER / M6          | 1   | *             |  |             |             |             |         |
| 40  | 6909 - 150 - 506 - 00 | WASHER,SP / M6       | 1   | *             |  |             |             |             |         |
| 41  | 6215 - 549 - 008 - 00 | SPRING,STARTING      | 1   | *             |  |             |             |             |         |

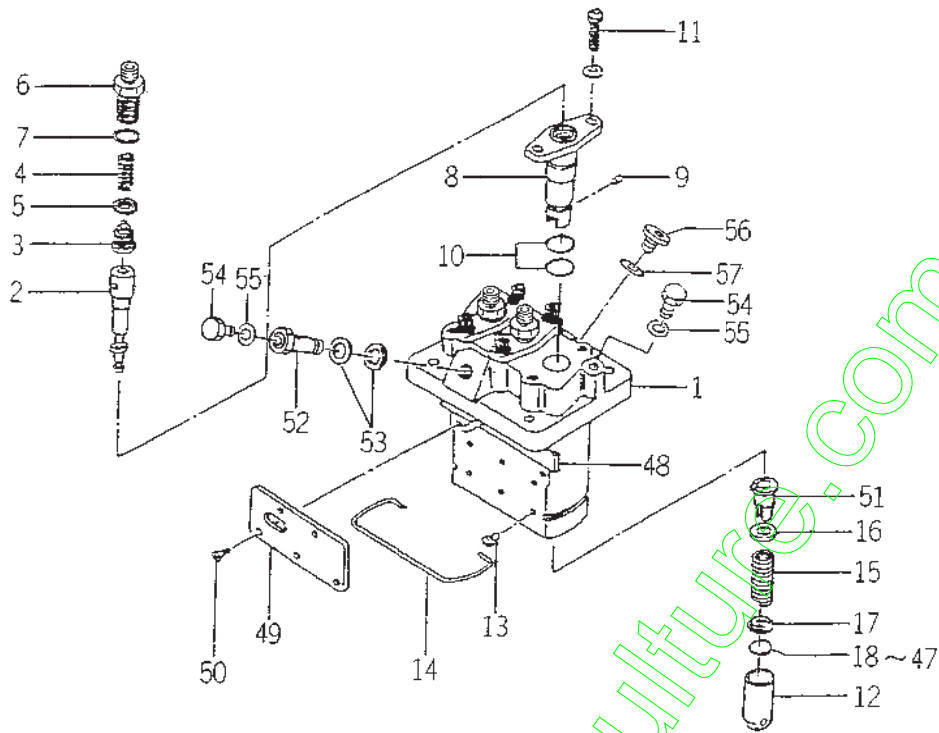








FIG. 25 COMPONENT PARTS FOR 6215 - 600 - 109 - 10 ON Fig.20

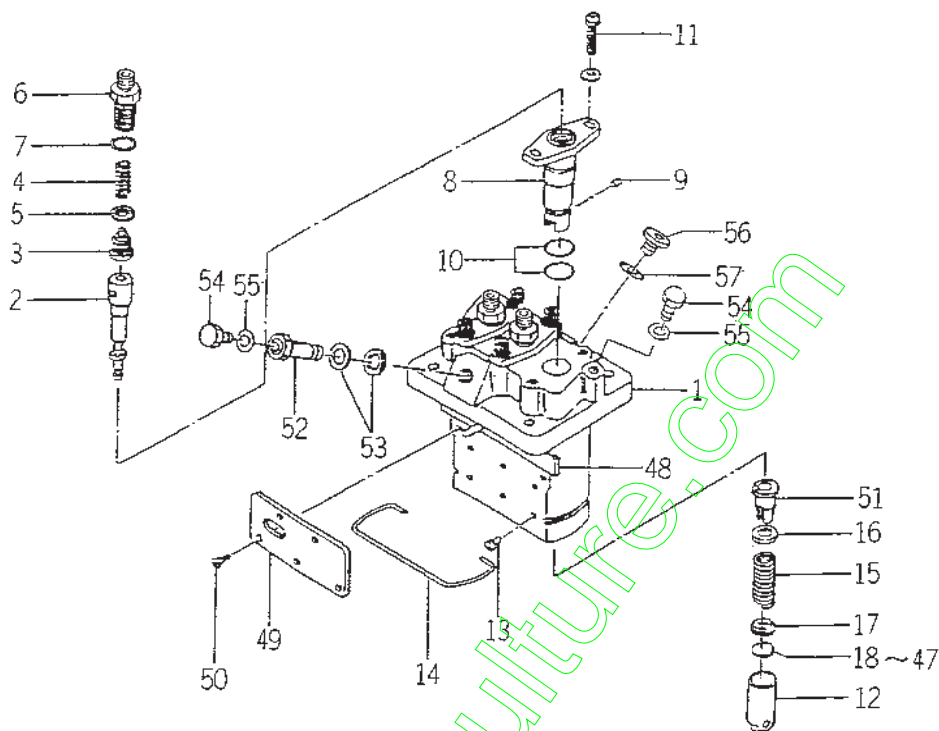


6215-6001

| KEY | PART CODE             | DESCRIPTION          | QTY | TYPE OF MODEL |  | I<br>T<br>C | C<br>O<br>L | G<br>R<br>P | REMARKS |
|-----|-----------------------|----------------------|-----|---------------|--|-------------|-------------|-------------|---------|
|     |                       |                      |     | E393G01       |  |             |             |             |         |
| 1   | 6215 - 611 - 002 - 00 | HOUSING,PUMP         | 1   | *             |  |             |             |             |         |
| 2   | 6215 - 631 - 017 - 00 | PLUNGER ASSY         | 3   | *             |  |             |             |             |         |
| 3   | 6215 - 641 - 007 - 00 | DELIVERYVALVE        | 3   | *             |  |             |             |             |         |
| 4   | 6215 - 643 - 002 - 00 | SPRING DELIVERY VALV | 3   | *             |  |             |             |             |         |
| 5   | 6215 - 649 - 003 - 00 | GASKET               | 3   | *             |  |             |             |             |         |
| 6   | 6215 - 644 - 002 - 00 | HOLDER DELIVERY VALV | 3   | *             |  |             |             |             |         |
| 7   | 6215 - 649 - 004 - 00 | O - RING             | 3   | *             |  |             |             |             |         |
| 8   | 6215 - 635 - 002 - 00 | SLEEVE,FRANGE        | 3   | *             |  |             |             |             |         |
| 9   | 6215 - 649 - 005 - 00 | PIN                  | 3   | *             |  |             |             |             |         |
| 10  | 6215 - 649 - 006 - 00 | O - RING             | 6   | *             |  |             |             |             |         |
| 11  | 6215 - 649 - 007 - 00 | SCREW                | 6   | *             |  |             |             |             |         |
| 12  | 6215 - 622 - 002 - 00 | TAPPET               | 3   | *             |  |             |             |             |         |
| 13  | 6215 - 629 - 017 - 00 | PIN                  | 3   | *             |  |             |             |             |         |
| 14  | 6215 - 629 - 018 - 00 | RING,SNAP            | 1   | *             |  |             |             |             |         |
| 15  | 6215 - 634 - 002 - 00 | SPRING,PLUNGER       | 3   | *             |  |             |             |             |         |
| 16  | 6215 - 639 - 006 - 00 | SEAT,SPRING          | 3   | *             |  |             |             |             |         |
| 17  | 6215 - 639 - 007 - 00 | SEAT,SPRING          | 3   | *             |  |             |             |             |         |
| 18  | 6215 - 629 - 020 - 00 | PLATE/T = 1.80       | 3   | *             |  |             |             |             |         |
| 19  | 6215 - 629 - 021 - 00 | PLATE/T = 1.85       | 3   | *             |  |             |             |             |         |
| 20  | 6215 - 629 - 022 - 00 | PLATE/T = 1.90       | 3   | *             |  |             |             |             |         |
| 21  | 6215 - 629 - 023 - 00 | PLATE/T = 1.95       | 3   | *             |  |             |             |             |         |
| 22  | 6215 - 629 - 024 - 00 | PLATE/T = 2.00       | 3   | *             |  |             |             |             |         |
| 23  | 6215 - 629 - 025 - 00 | PLATE/T = 2.05       | 3   | *             |  |             |             |             |         |
| 24  | 6215 - 629 - 026 - 00 | PLATE/T = 2.10       | 3   | *             |  |             |             |             |         |
| 25  | 6215 - 629 - 027 - 00 | PLATE/T = 2.15       | 3   | *             |  |             |             |             |         |



FIG. 25 COMPONENT PARTS FOR 6215 - 600 - 109 - 10 ON Fig.20

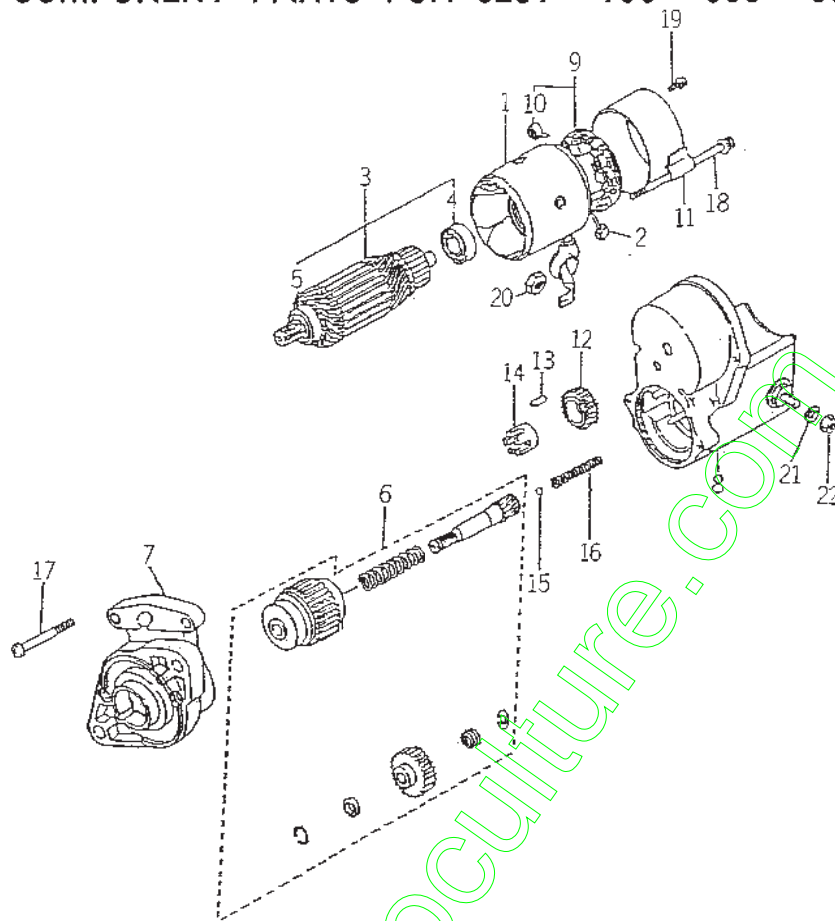


6215-6001

| KEY | PART CODE             | DESCRIPTION     | QTY | TYPE OF MODEL |  | I<br>T<br>C | C<br>O<br>L | G<br>R<br>P | REMARKS |
|-----|-----------------------|-----------------|-----|---------------|--|-------------|-------------|-------------|---------|
|     |                       |                 |     | E393601       |  |             |             |             |         |
| 26  | 6215 - 629 - 028 - 00 | PLATE/T = 2.20  | 3   | *             |  |             |             |             |         |
| 27  | 6215 - 629 - 029 - 00 | PLATE/T = 2.25  | 3   | *             |  |             |             |             |         |
| 28  | 6215 - 629 - 030 - 00 | PLATE/T = 2.30  | 3   | *             |  |             |             |             |         |
| 29  | 6215 - 629 - 031 - 00 | PLATE/T = 2.35  | 3   | *             |  |             |             |             |         |
| 30  | 6215 - 629 - 032 - 00 | PLATE/T = 2.40  | 3   | *             |  |             |             |             |         |
| 31  | 6215 - 629 - 033 - 00 | PLATE/T = 2.45  | 3   | *             |  |             |             |             |         |
| 32  | 6215 - 629 - 034 - 00 | PLATE/T = 2.50  | 3   | *             |  |             |             |             |         |
| 33  | 6215 - 629 - 068 - 00 | PLATE/T = 1.825 | 3   | *             |  |             |             |             |         |
| 34  | 6215 - 629 - 069 - 00 | PLATE/T = 1.875 | 3   | *             |  |             |             |             |         |
| 35  | 6215 - 629 - 070 - 00 | PLATE/T = 1.925 | 3   | *             |  |             |             |             |         |
| 36  | 6215 - 629 - 071 - 00 | PLATE/T = 1.975 | 3   | *             |  |             |             |             |         |
| 37  | 6215 - 629 - 072 - 00 | PLATE/T = 2.025 | 3   | *             |  |             |             |             |         |
| 38  | 6215 - 629 - 073 - 00 | PLATE/T = 2.075 | 3   | *             |  |             |             |             |         |
| 39  | 6215 - 629 - 074 - 00 | PLATE/T = 2.125 | 3   | *             |  |             |             |             |         |
| 40  | 6215 - 629 - 075 - 00 | PLATE/T = 2.175 | 3   | *             |  |             |             |             |         |
| 41  | 6215 - 629 - 076 - 00 | PLATE/T = 2.225 | 3   | *             |  |             |             |             |         |
| 42  | 6215 - 629 - 077 - 00 | PLATE/T = 2.275 | 3   | *             |  |             |             |             |         |
| 43  | 6215 - 629 - 078 - 00 | PLATE/T = 2.325 | 3   | *             |  |             |             |             |         |
| 44  | 6215 - 629 - 079 - 00 | PLATE/T = 2.375 | 3   | *             |  |             |             |             |         |
| 45  | 6215 - 629 - 080 - 00 | PLATE/T = 2.425 | 3   | *             |  |             |             |             |         |
| 46  | 6215 - 629 - 081 - 00 | PLATE/T = 2.475 | 3   | *             |  |             |             |             |         |
| 47  | 6215 - 629 - 082 - 00 | PLATE/T = 2.525 | 3   | *             |  |             |             |             |         |
| 48  | 6215 - 637 - 002 - 00 | ROD.CONTROL     | 1   | *             |  |             |             |             |         |
| 49  | 6215 - 612 - 002 - 00 | PLATE           | 1   | *             |  |             |             |             |         |
| 50  | 6215 - 619 - 012 - 00 | SCREW           | 4   | *             |  |             |             |             |         |



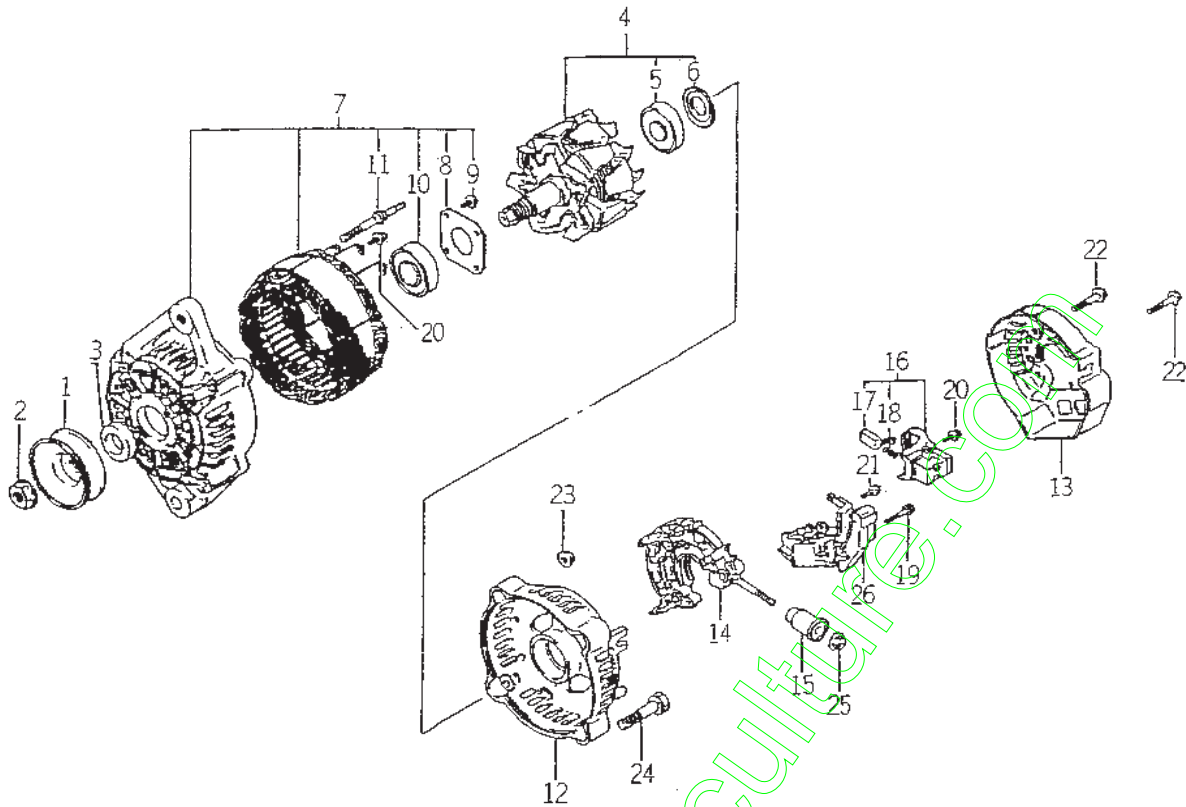
FIG. 26 COMPONENT PARTS FOR 6281 - 100 - 005 - 00 ON Fig.22



6281-1000

| KEY | PART CODE             | DESCRIPTION          | QTY | TYPE OF MODEL |  | I<br>T<br>C | C<br>O<br>L | G<br>R<br>P | REMARKS |
|-----|-----------------------|----------------------|-----|---------------|--|-------------|-------------|-------------|---------|
|     |                       |                      |     | E393G01       |  |             |             |             |         |
| 1   | 6281 - 111 - 002 - 00 | YOKE/STARTER         | 1   | *             |  |             |             |             |         |
| 2   | 6281 - 116 - 002 - 00 | STARTER KIT          | 2   | *             |  |             |             |             |         |
| 3   | 6281 - 121 - 003 - 00 | ARMATURE             | 1   | *             |  |             |             |             |         |
| 4   | 6281 - 129 - 010 - 00 | BEARING,BALL         | 1   | *             |  |             |             |             |         |
| 5   | 6281 - 129 - 011 - 00 | BEARING,BALL         | 1   | *             |  |             |             |             |         |
| 6   | 6281 - 124 - 001 - 00 | STARTER KIT          | 1   | *             |  |             |             |             |         |
| 7   | 6281 - 129 - 020 - 00 | HOUSING,STARTER ASSY | 1   | *             |  |             |             |             |         |
| 8   | 6281 - 151 - 005 - 00 | SWITCH,STARTER ASSY  | 1   | *             |  |             |             |             |         |
| 9   | 6281 - 118 - 002 - 00 | HOLDER BRUSH ASSY    | 1   | *             |  |             |             |             |         |
| 10  | 6581 - 117 - 007 - 00 | SPRING,BRUSH         | 4   | *             |  |             |             |             |         |
| 11  | 6281 - 115 - 005 - 00 | FRAME,STARTER END    | 1   | *             |  |             |             |             |         |
| 12  | 6581 - 123 - 011 - 00 | PINION,STARTER       | 1   | *             |  |             |             |             |         |
| 13  | 6581 - 129 - 099 - 00 | RORA                 | 5   | *             |  |             |             |             |         |
| 14  | 6581 - 129 - 100 - 00 | RETAINER             | 1   | *             |  |             |             |             |         |
| 15  | 6581 - 129 - 092 - 00 | BALL                 | 1   | *             |  |             |             |             |         |
| 16  | 6581 - 129 - 096 - 00 | SPRING               | 1   | *             |  |             |             |             |         |
| 17  | 6281 - 129 - 006 - 00 | SCREW                | 2   | *             |  |             |             |             |         |
| 18  | 6281 - 129 - 008 - 00 | BOLT/WS              | 2   | *             |  |             |             |             |         |
| 19  | 6281 - 129 - 009 - 00 | SCREW/WS             | 2   | *             |  |             |             |             |         |
| 20  | 6909 - 111 - 508 - 00 | NUT                  | 1   | *             |  |             |             |             |         |
| 21  | 6909 - 150 - 508 - 00 | WASHER               | 1   | *             |  |             |             |             |         |
| 22  | 6909 - 110 - 408 - 00 | NUT/M8               | 1   | *             |  |             |             |             |         |

FIG. 27 COMPONENT PARTS FOR 6281 - 200 - 005 - 00 ON Fig.22



6281-2000

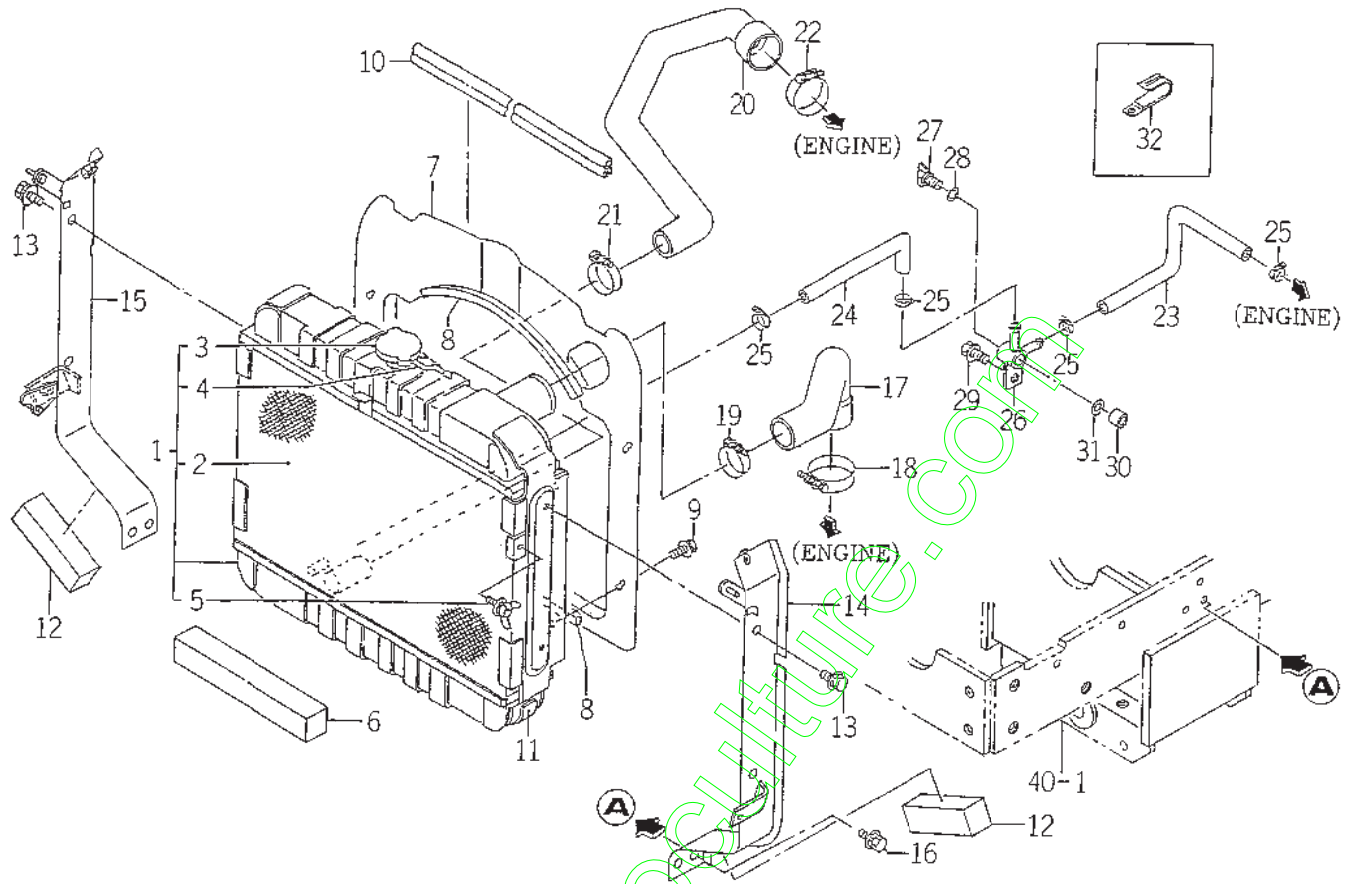
| KEY | PART CODE             | DESCRIPTION       | QTY | TYPE OF MODEL |  | I<br>T<br>C | C<br>O<br>L | G<br>R<br>P | REMARKS |
|-----|-----------------------|-------------------|-----|---------------|--|-------------|-------------|-------------|---------|
|     |                       |                   |     | E393G01       |  |             |             |             |         |
| 1   | 6281 - 222 - 004 - 00 | PULLEY            | 1   | *             |  |             |             |             |         |
| 2   | 6281 - 229 - 002 - 00 | NUT               | 1   | *             |  |             |             |             |         |
| 3   | 6281 - 229 - 003 - 00 | COLLOR            | 1   | *             |  |             |             |             |         |
| 4   | 6281 - 221 - 001 - 00 | ROTOR ASSY        | 1   | *             |  |             |             |             |         |
| 5   | 6281 - 229 - 005 - 00 | BEARING           | 1   | *             |  |             |             |             |         |
| 6   | 6281 - 229 - 004 - 00 | COVER,BEARING     | 1   | *             |  |             |             |             |         |
| 7   | 6281 - 213 - 006 - 00 | FRAME ASSY        | 1   | *             |  |             |             |             |         |
| 8   | 6281 - 229 - 006 - 00 | PLATE             | 1   | *             |  |             |             |             |         |
| 9   | 6281 - 229 - 007 - 00 | BOLT              | 4   | *             |  |             |             |             |         |
| 10  | 6281 - 229 - 009 - 00 | BEARING           | 1   | *             |  |             |             |             |         |
| 11  | 6281 - 229 - 008 - 00 | BOLT              | 2   | *             |  |             |             |             |         |
| 12  | 6281 - 214 - 003 - 00 | FRAME             | 1   | *             |  |             |             |             |         |
| 13  | 6281 - 214 - 004 - 00 | COVER             | 1   | *             |  |             |             |             |         |
| 14  | 6281 - 229 - 029 - 00 | HOLDER ASSY       | 1   | *             |  |             |             |             |         |
| 15  | 6281 - 229 - 011 - 00 | BUSH              | 1   | *             |  |             |             |             |         |
| 16  | 6281 - 217 - 001 - 00 | HOLDER,BRUSH ASSY | 1   | *             |  |             |             |             |         |
| 17  | 6281 - 215 - 001 - 00 | BRUSH             | 2   | *             |  |             |             |             |         |
| 18  | 6281 - 216 - 001 - 00 | SPRING            | 2   | *             |  |             |             |             |         |
| 19  | 6281 - 229 - 012 - 00 | BOLT              | 2   | *             |  |             |             |             |         |
| 20  | 6281 - 229 - 013 - 00 | BOLT              | 6   | *             |  |             |             |             |         |
| 21  | 6281 - 229 - 014 - 00 | BOLT              | 1   | *             |  |             |             |             |         |
| 22  | 6281 - 229 - 015 - 00 | BOLT              | 3   | *             |  |             |             |             |         |
| 23  | 6281 - 229 - 016 - 00 | NUT               | 2   | *             |  |             |             |             |         |
| 24  | 6281 - 229 - 017 - 00 | BOLT              | 2   | *             |  |             |             |             |         |
| 25  | 6281 - 229 - 018 - 00 | NUT               | 1   | *             |  |             |             |             |         |



# CHASSIS

[www.emc-motoculture.com](http://www.emc-motoculture.com)

FIG. 1 RADIATOR SYSTEM



1683-102

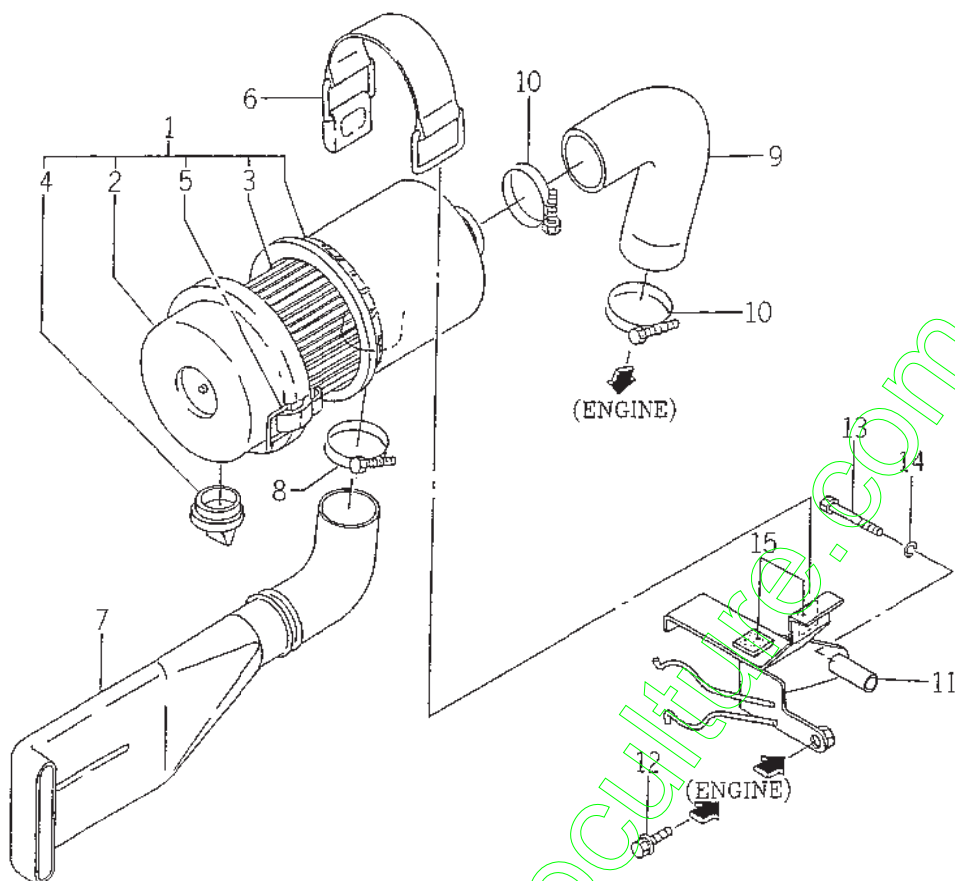
| KEY | PART CODE             | DESCRIPTION          | QTY | TYPE OF MODEL |  | I<br>T<br>C | C<br>O<br>L | G<br>R<br>P | REMARKS |
|-----|-----------------------|----------------------|-----|---------------|--|-------------|-------------|-------------|---------|
|     |                       |                      |     | TMG18         |  |             |             |             |         |
| 1   | 1675 - 102 - 200 - 00 | RADIATOR ASSY        | 1   | *             |  |             |             |             |         |
| 2   | 1637 - 102 - 202 - 00 | NET/WIRE COMP        | 1   | *             |  |             |             |             |         |
| 3   | 1614 - 102 - 213 - 00 | CAP                  | 1   | *             |  |             |             |             |         |
| 4   | 1614 - 102 - 214 - 00 | HOSE                 | 1   | *             |  |             |             |             |         |
| 5   | V273 - 360 - 601 - 20 | BOLT/WING/SP         | 1   | *             |  |             |             |             |         |
| 6   | 1682 - 102 - 003 - 00 | INSULATOR/15X20X420  | 1   | *             |  |             |             |             |         |
| 7   | 1683 - 102 - 002 - 00 | SHROUD               | 1   | *             |  |             |             |             |         |
| 8   | 1675 - 102 - 002 - 00 | INSULATOR            | 2   | *             |  |             |             |             |         |
| 9   | V210 - 360 - 601 - 20 | BOLT,SEMS            | 4   | *             |  |             |             |             |         |
| 10  | 1612 - 111 - 001 - 00 | INSULATOR            | 1   | *             |  |             |             |             |         |
| 11  | 1612 - 102 - 005 - 00 | INSULATOR            | 1   | *             |  |             |             |             |         |
| 12  | 1672 - 102 - 004 - 00 | INSULATOR            | 2   | *             |  |             |             |             |         |
| 13  | V211 - 360 - 801 - 60 | BOLT,SEMS (SP)       | 4   | *             |  |             |             |             |         |
| 14  | 1683 - 102 - 200 - 20 | PLATE/LH COMP        | 1   | *             |  |             |             |             |         |
| 15  | 1683 - 102 - 210 - 20 | PLATE/RH COMP        | 1   | *             |  |             |             |             |         |
| 16  | V211 - 360 - 801 - 60 | BOLT,SEMS (SP)       | 4   | *             |  |             |             |             |         |
| 17  | 1675 - 102 - 004 - 00 | HOSE/RADIATOR/INLET  | 1   | *             |  |             |             |             |         |
| 18  | J061 - 236 - 044 - 00 | CLAMP/WIRE/36 - 44   | 1   | *             |  |             |             |             |         |
| 19  | J061 - 230 - 038 - 00 | CLAMP/WIRE/30 - 38   | 1   | *             |  |             |             |             |         |
| 20  | 1675 - 102 - 006 - 00 | HOSE/RADIATOR/OUTLET | 1   | *             |  |             |             |             |         |
| 21  | J061 - 224 - 032 - 00 | CLAMP/WIRE/24 - 32   | 1   | *             |  |             |             |             |         |
| 22  | J061 - 236 - 044 - 00 | CLAMP/WIRE/36 - 44   | 1   | *             |  |             |             |             |         |
| 23  | 1682 - 102 - 004 - 00 | HOSE/250             | 1   | *             |  |             |             |             |         |
| 24  | 1593 - 102 - 004 - 20 | HOSE/210             | 1   | *             |  |             |             |             |         |
| 25  | J061 - 210 - 015 - 00 | CLAMP/WIRE/10 - 15   | 4   | *             |  |             |             |             |         |







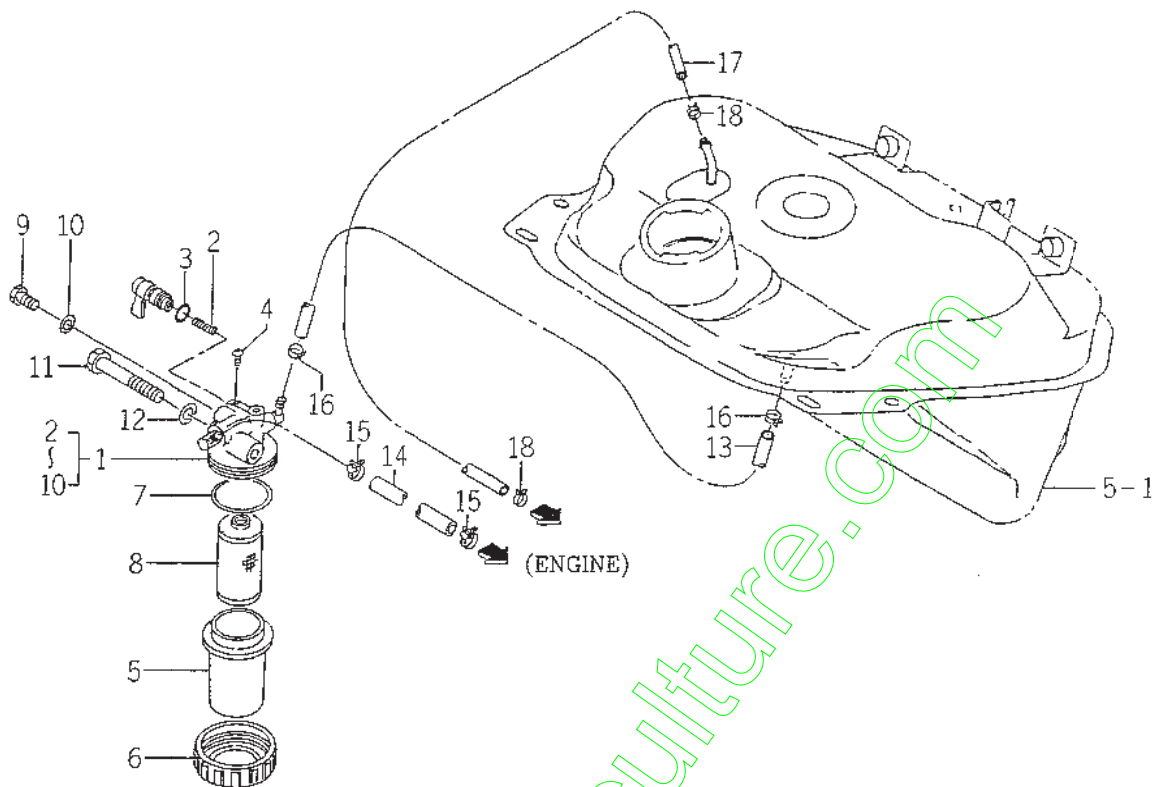
FIG. 3 AIR CLEANER SYSTEM



1682-104

| KEY | PART CODE             | DESCRIPTION          | QTY | TYPE OF MODEL |  | I<br>T<br>C | C<br>O<br>L | G<br>R<br>P | REMARKS |
|-----|-----------------------|----------------------|-----|---------------|--|-------------|-------------|-------------|---------|
|     |                       |                      |     | TMG18         |  |             |             |             |         |
| 1   | 1675 - 104 - 210 - 00 | CLEANER/AIR ASSY     | 1   | *             |  |             |             |             |         |
| 2   | 1675 - 104 - 211 - 00 | COVER ASSY           | 1   | *             |  |             |             |             |         |
| 3   | 1675 - 104 - 213 - 00 | ELEMENT ASSY         | 1   | *             |  |             |             |             |         |
| 4   | 1544 - 104 - 205 - 00 | VALVE                | 1   | *             |  |             |             |             |         |
| 5   | 1650 - 104 - 201 - 00 | CLIP                 | 2   | *             |  |             |             |             |         |
| 6   | 1614 - 104 - 001 - 00 | BAND/CLEANER         | 1   | *             |  |             |             |             |         |
| 7   | 1682 - 104 - 001 - 00 | PIPE/CLEANER INLET   | 1   | *             |  |             |             |             |         |
| 8   | J061 - 242 - 050 - 00 | CLAMP/WIRE/42 - 50   | 1   | *             |  |             |             |             |         |
| 9   | 1675 - 104 - 002 - 00 | HOSE/CLEANER/OUTLET  | 1   | *             |  |             |             |             |         |
| 10  | J061 - 247 - 055 - 00 | CLAMP/WIRE/47 - 55   | 2   | *             |  |             |             |             |         |
| 11  | 1682 - 104 - 200 - 00 | BRACKET/CLEANER COMP | 1   | *             |  |             |             |             |         |
| 12  | V211 - 360 - 802 - 00 | BOLT (SP) M8X20      | 1   | *             |  |             |             |             |         |
| 13  | V201 - 260 - 808 - 00 | BOLT/M 8X80          | 1   | *             |  |             |             |             |         |
| 14  | V401 - 160 - 008 - 00 | WASHER,SP/M 8        | 1   | *             |  |             |             |             |         |
| 15  | 1427 - 111 - 229 - 00 | CUSHION,RUBBER       | 2   | *             |  |             |             |             |         |

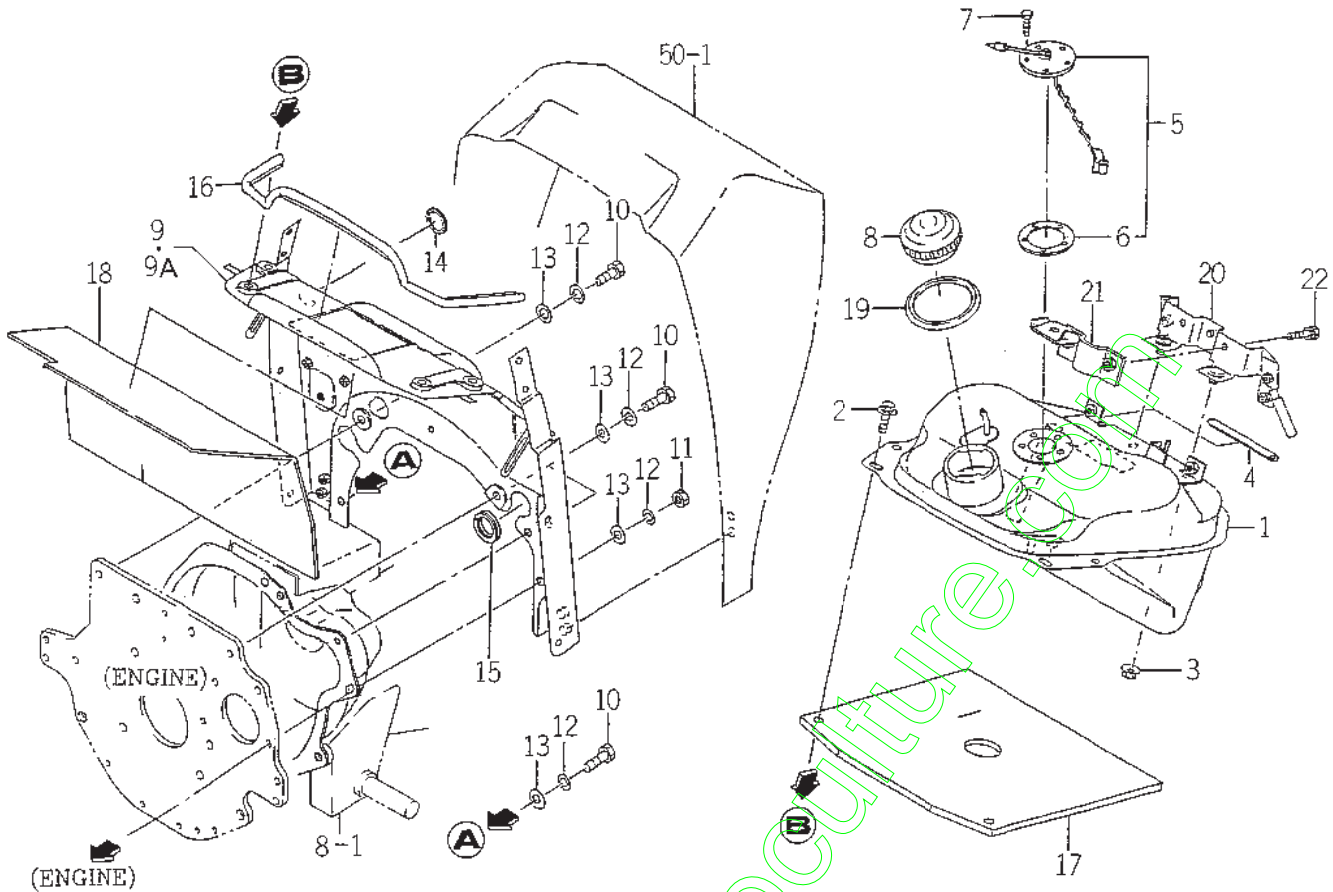
FIG. 4 FILTER SYSTEM



1672-105

| KEY | PART CODE             | DESCRIPTION         | QTY | TYPE OF MODEL |  | I<br>T<br>C | C<br>O<br>L | G<br>R<br>P | REMARKS |
|-----|-----------------------|---------------------|-----|---------------|--|-------------|-------------|-------------|---------|
|     |                       |                     |     | TMG18         |  |             |             |             |         |
| 1   | 1672 - 105 - 210 - 00 | FILTER/FUEL ASSY    | 1   | *             |  |             |             |             |         |
| 2   | 1415 - 102 - 007 - 00 | SPRING,VALVE        | 1   | *             |  |             |             |             |         |
| 3   | V720 - 102 - 401 - 00 | O - RING/P10A       | 1   | *             |  |             |             |             |         |
| 4   | 1415 - 102 - 008 - 00 | VIS                 | 1   | *             |  |             |             |             |         |
| 5   | 1415 - 102 - 009 - 00 | CUP                 | 1   | *             |  |             |             |             |         |
| 6   | 1444 - 102 - 204 - 00 | NUT,RING            | 1   | *             |  |             |             |             |         |
| 7   | V720 - 103 - 504 - 40 | O - RING/P44        | 1   | *             |  |             |             |             |         |
| 8   | 1415 - 102 - 011 - 00 | ELEMENT             | 1   | *             |  |             |             |             |         |
| 9   | 1572 - 102 - 003 - 00 | BOLT/M06X08/APSET   | 2   | *             |  |             |             |             |         |
| 10  | 1415 - 102 - 013 - 00 | PACKING             | 2   | *             |  |             |             |             |         |
| 11  | V201 - 260 - 806 - 50 | BOLT/M 8X65         | 1   | *             |  |             |             |             |         |
| 12  | V401 - 160 - 008 - 00 | WASHER,SP/M 8       | 1   | *             |  |             |             |             |         |
| 13  | 1672 - 105 - 004 - 10 | HOSE/06X10X350      | 1   | *             |  |             |             |             |         |
| 14  | 2502 - 105 - 002 - 00 | HOSE/350            | 1   | *             |  |             |             |             |         |
| 15  | J061 - 210 - 012 - 00 | CLAMP/WIRE/10 - 12  | 2   | *             |  |             |             |             |         |
| 16  | J062 - 111 - 120 - 00 | CLIP/HOSE/11.1 - 12 | 2   | *             |  |             |             |             |         |
| 17  | 1612 - 105 - 002 - 00 | HOSE/650            | 1   | *             |  |             |             |             |         |
| 18  | J062 - 081 - 087 - 00 | CLIP/HOSE/8.1 - 8.7 | 1   | *             |  |             |             |             |         |

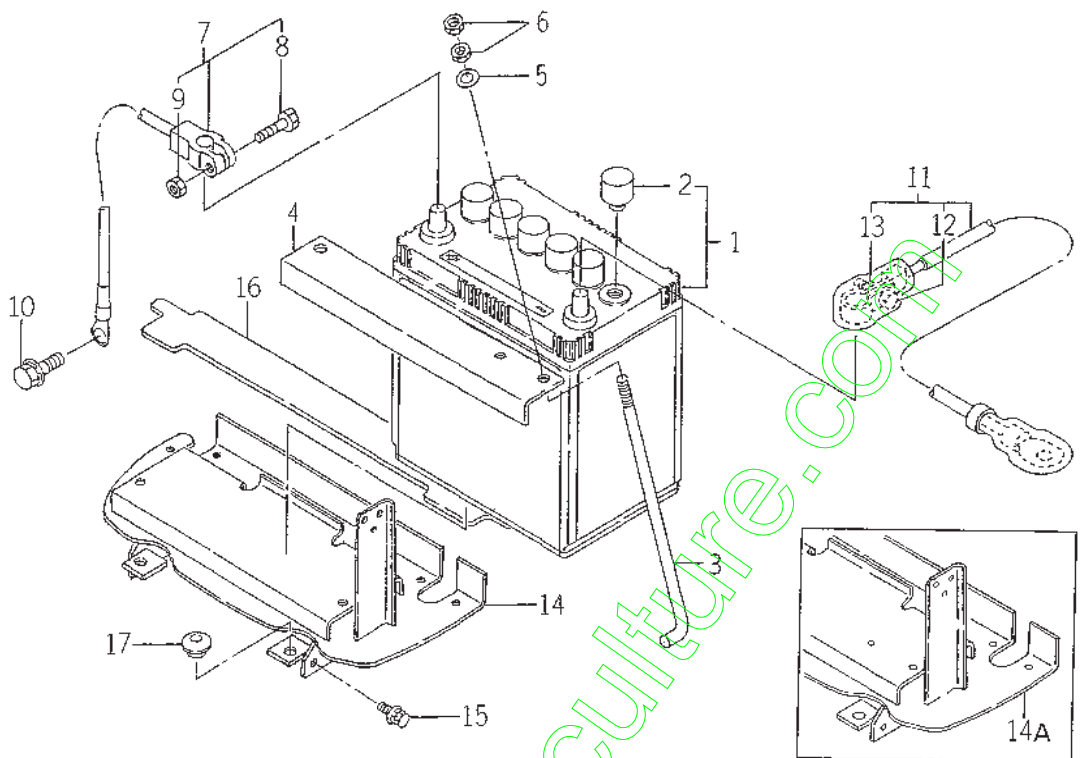
FIG. 5 FUEL TANK SYSTEM



1682-111

| KEY | PART CODE             | DESCRIPTION        | QTY | TYPE OF MODEL |  | I<br>T<br>C | C<br>O<br>L | G<br>R<br>P | REMARKS |
|-----|-----------------------|--------------------|-----|---------------|--|-------------|-------------|-------------|---------|
|     |                       |                    |     | TMG18         |  |             |             |             |         |
| 1   | 1672 - 111 - 200 - 00 | TANK/FUEL COMP     | 1   | *             |  |             |             |             |         |
| 2   | V211 - 360 - 801 - 60 | BOLT,SEMS (SP)     | 2   | *             |  |             |             |             |         |
| 3   | V363 - 260 - 008 - 00 | NUT,LOCK/M8        | 2   | *             |  |             |             |             |         |
| 4   | 1672 - 111 - 002 - 00 | PAD/120            | 1   | *             |  |             |             |             |         |
| 5   | 1672 - 111 - 210 - 10 | GAUGE/FUEL ASSY    | 1   | *             |  |             |             |             |         |
| 6   | 1416 - 621 - 037 - 00 | PACKING/RUBBER     | 1   | *             |  |             |             |             |         |
| 7   | V200 - 260 - 501 - 0B | BOLT/SEAL          | 5   | *             |  |             |             |             |         |
| 8   | 1682 - 111 - 300 - 00 | CAP/FUEL ASSY      | 1   | *             |  |             |             |             |         |
| 9   | 1682 - 111 - 210 - 00 | BRACKET/TANK COMP  | 1   | 1-<br>-200    |  |             |             |             |         |
| 9A  | 1682 - 111 - 210 - 10 | BRACKET/TANK COMP  | 1   | 201-          |  | 1           |             |             |         |
| 10  | V203 - 361 - 002 - 00 | BOLT/M10X1.25X20   | 4   | *             |  |             |             |             |         |
| 11  | V334 - 460 - 010 - 00 | NUT/M10 7T P=1.25  | 1   | *             |  |             |             |             |         |
| 12  | V401 - 160 - 010 - 00 | WASHER,SP/M10      | 5   | *             |  |             |             |             |         |
| 13  | V411 - 260 - 010 - 00 | WASHER/M10         | 5   | *             |  |             |             |             |         |
| 14  | 1600 - 616 - 006 - 00 | INSULATOR/75       | 1   | *             |  |             |             |             |         |
| 15  | 1612 - 690 - 001 - 00 | INSULATOR/36       | 2   | *             |  |             |             |             |         |
| 16  | 1612 - 111 - 001 - 00 | INSULATOR          | 1   | *             |  |             |             |             |         |
| 17  | 1612 - 111 - 002 - 10 | INSULATOR          | 1   | *             |  |             |             |             |         |
| 18  | 1672 - 111 - 001 - 00 | INSULATOR/TANK     | 1   | *             |  |             |             |             |         |
| 19  | 1560 - 111 - 003 - 20 | COVER              | 1   | *             |  |             |             |             |         |
| 20  | 1612 - 111 - 230 - 10 | BRACKET/TANK COMP  | 1   | *             |  |             |             |             |         |
| 21  | 1672 - 111 - 230 - 00 | BRACKET/LEVER COMP | 1   | *             |  |             |             |             |         |
| 22  | V211 - 260 - 802 - 00 | BOLT,SEMS (S)      | 2   | *             |  |             |             |             |         |

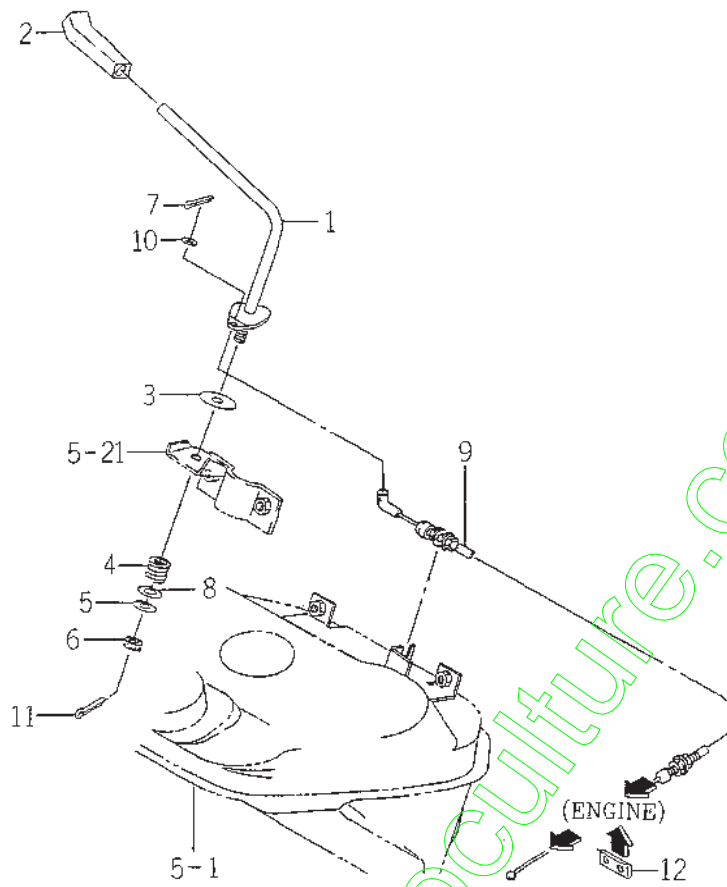
FIG. 6 BATTERY SYSTEM



1683-112

| KEY | PART CODE             | DESCRIPTION         | QTY | TYPE OF MODEL |  | I<br>T<br>C | C<br>O<br>L | G<br>R<br>P | REMARKS |
|-----|-----------------------|---------------------|-----|---------------|--|-------------|-------------|-------------|---------|
|     |                       |                     |     | TMG18         |  |             |             |             |         |
| 1   | 1593 - 112 - 200 - 10 | BATTERY/38B20L ASSY | 1   | *             |  |             |             |             |         |
| 2   | 1427 - 621 - 002 - 10 | CAP,BATTERY         | 1   | *             |  |             |             |             |         |
| 3   | 1593 - 112 - 002 - 50 | BOLT,BATTERY        | 2   | *             |  |             |             |             |         |
| 4   | 1682 - 112 - 006 - 00 | PLATE/BATTERY       | 1   | *             |  |             |             |             |         |
| 5   | V411 - 260 - 006 - 00 | WASHER / M6         | 2   | *             |  |             |             |             |         |
| 6   | V301 - 260 - 006 - 00 | NUT / M 6           | 4   | *             |  |             |             |             |         |
| 7   | 1579 - 112 - 230 - 00 | CABLE,EARTH         | 1   | *             |  |             |             |             |         |
| 8   | 1600 - 112 - 231 - 00 | BOLT / M06X32       | 1   | *             |  |             |             |             |         |
| 9   | 1600 - 112 - 232 - 00 | NUT / M06           | 1   | *             |  |             |             |             |         |
| 10  | V211 - 360 - 801 - 60 | BOLT,SEMS (SP)      | 1   | *             |  |             |             |             |         |
| 11  | 1672 - 112 - 220 - 20 | CABLE/BATTERY ASSY  | 1   | *             |  |             |             |             |         |
| 12  | 1560 - 666 - 005 - 00 | BOLT                | 1   | *             |  |             |             |             |         |
| 13  | 1560 - 666 - 006 - 00 | NUT                 | 1   | *             |  |             |             |             |         |
| 14  | 1683 - 112 - 200 - 20 | BASE/BATTERY COMP   | 1   | 1-<br>-169    |  |             |             |             |         |
| 14A | 1683 - 112 - 200 - 30 | BASE/BATTERY COMP   | 1   | 170-          |  | 1           |             |             |         |
| 15  | V211 - 360 - 801 - 60 | BOLT,SEMS (SP)      | 8   | *             |  |             |             |             |         |
| 16  | 1682 - 112 - 001 - 00 | INSULATOR           | 1   | *             |  |             |             |             |         |
| 17  | 1421 - 603 - 004 - 00 | BUSH,LEVER          | 2   | *             |  |             |             |             |         |

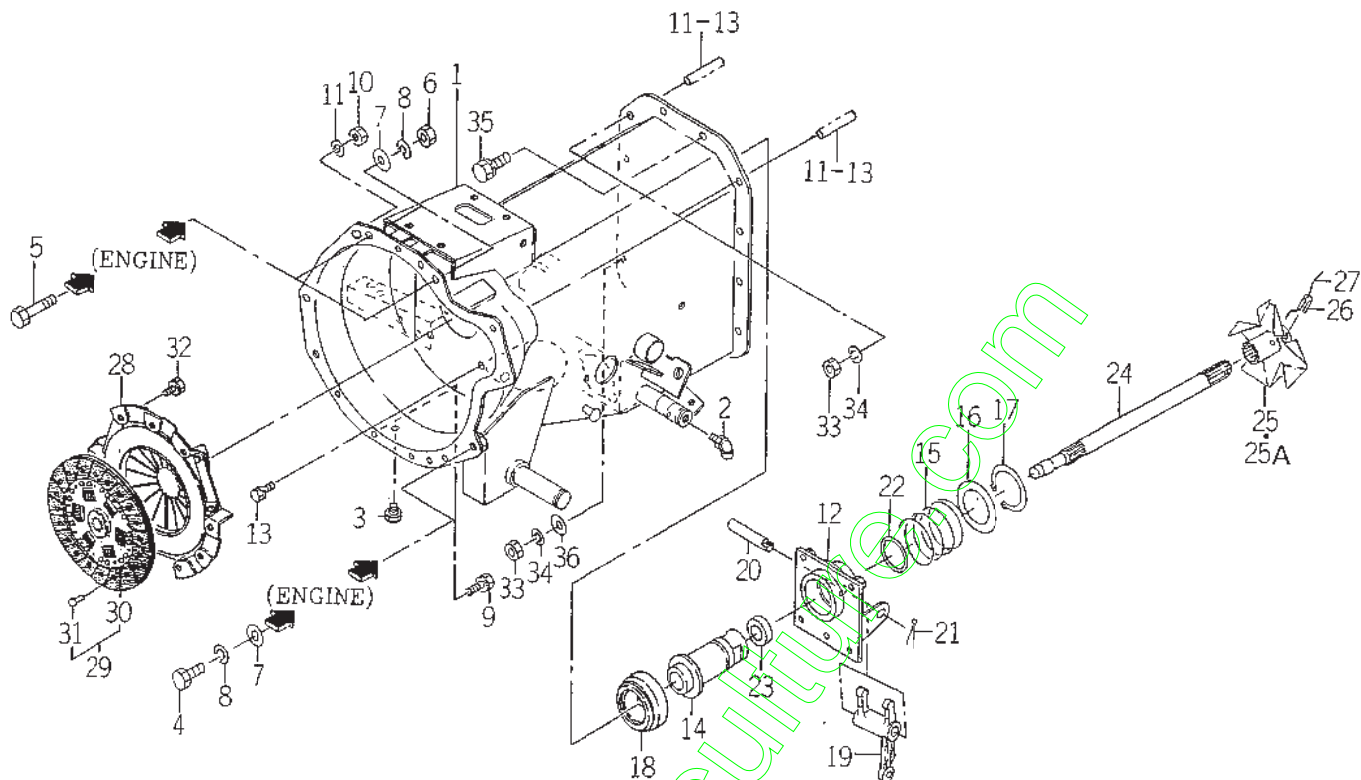
FIG. 7 ACCELERATOR SYSTEM



1672-117

| KEY | PART CODE             | DESCRIPTION       | QTY | TYPE OF MODEL |  | I<br>T<br>C | C<br>O<br>L | G<br>R<br>P | REMARKS |
|-----|-----------------------|-------------------|-----|---------------|--|-------------|-------------|-------------|---------|
|     |                       |                   |     | TMG18         |  |             |             |             |         |
| 1   | 1612 - 117 - 200 - 20 | LEVER COMP        | 1   | *             |  |             |             |             |         |
| 2   | 1614 - 117 - 001 - 00 | GRIP/THROTTLE     | 1   | *             |  |             |             |             |         |
| 3   | 1600 - 117 - 002 - 00 | LINING/11X40X03   | 1   | *             |  |             |             |             |         |
| 4   | 1404 - 117 - 008 - 00 | SPRING,PRESS/22   | 1   | *             |  |             |             |             |         |
| 5   | V411 - 260 - 010 - 00 | WASHER/M10        | 1   | *             |  |             |             |             |         |
| 6   | V328 - 262 - 110 - 00 | NUT               | 1   | *             |  |             |             |             |         |
| 7   | V500 - 162 - 502 - 50 | PIN,SPLIT/2.5X25  | 1   | *             |  |             |             |             |         |
| 8   | 3610 - 440 - 018 - 00 | WASHER            | 1   | *             |  |             |             |             |         |
| 9   | 1675 - 117 - 210 - 10 | CABLE/ACCELERATOR | 1   | *             |  |             |             |             |         |
| 10  | V411 - 260 - 006 - 00 | WASHER/M6         | 2   | *             |  |             |             |             |         |
| 11  | V500 - 162 - 501 - 50 | PIN,SPLIT/2.5X15  | 2   | *             |  |             |             |             |         |
| 12  | 1675 - 116 - 001 - 00 | HOLDER            | 1   | *             |  |             |             |             |         |

FIG. 8 CLUTCH SYSTEM (EXCEPT S TYPE)



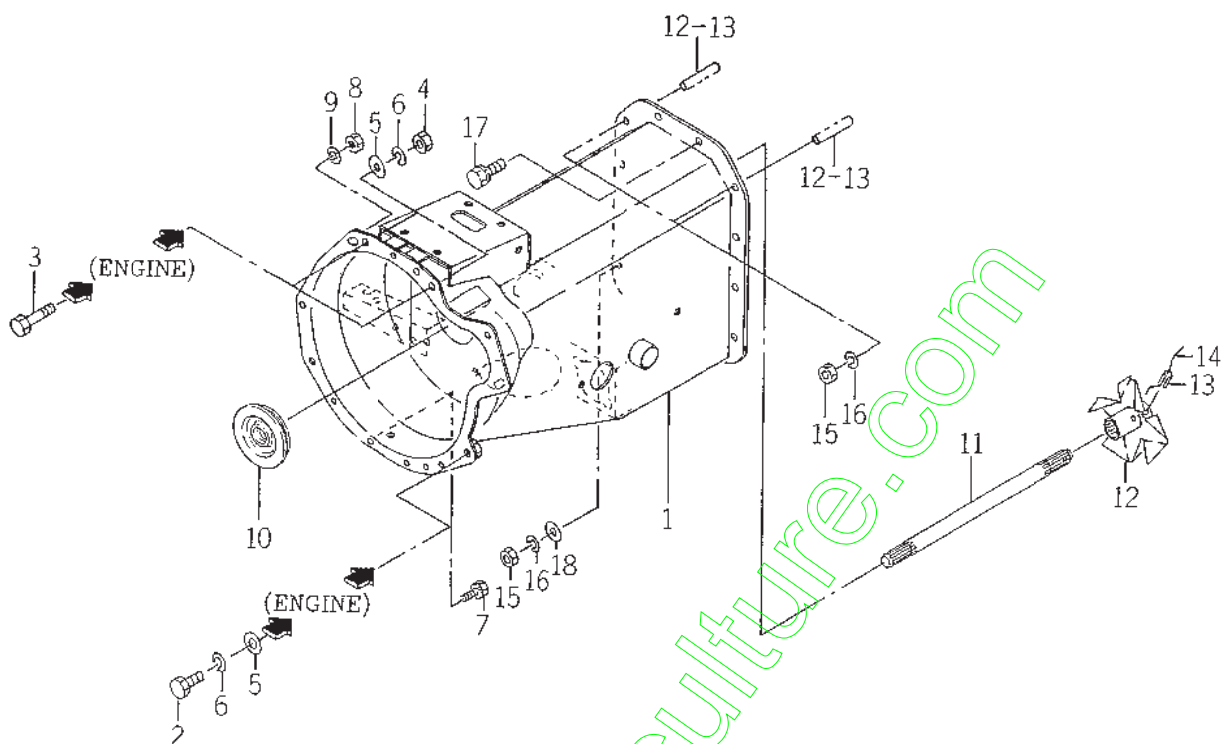
1082-120

| KEY | PART CODE             | DESCRIPTION         | QTY | TYPE OF MODEL |  | I<br>T<br>C | C<br>O<br>L | G<br>R<br>P | REMARKS |
|-----|-----------------------|---------------------|-----|---------------|--|-------------|-------------|-------------|---------|
|     |                       |                     |     | TMG18         |  |             |             |             |         |
| 1   | 1683 - 120 - 500 - 10 | HOUSING/CLUTCH COMP | 1   | *             |  |             |             |             |         |
| 2   | V761 - 150 - 000 - 00 | NIPPLE/GREASE       | 1   | *             |  |             |             |             |         |
| 3   | 1326 - 706 - 002 - 10 | PLUG,DRAIN          | 1   | *             |  |             |             |             |         |
| 4   | V201 - 361 - 202 - 50 | BOLT/M12X25         | 2   | *             |  |             |             |             |         |
| 5   | V201 - 361 - 204 - 00 | BOLT/M12X40         | 2   | *             |  |             |             |             |         |
| 6   | V304 - 460 - 012 - 00 | NUT/M12             | 2   | *             |  |             |             |             |         |
| 7   | V411 - 260 - 012 - 00 | WASHER/M12          | 4   | *             |  |             |             |             |         |
| 8   | V401 - 160 - 012 - 00 | WASHER,SP/M12       | 4   | *             |  |             |             |             |         |
| 9   | V211 - 260 - 801 - 60 | BOLT,SEMS (S) M8X16 | 4   | *             |  |             |             |             |         |
| 10  | V334 - 460 - 010 - 00 | NUT/M10 7T P=1.25   | 2   | *             |  |             |             |             |         |
| 11  | V401 - 160 - 010 - 00 | WASHER,SP/M10       | 2   | *             |  |             |             |             |         |
| 12  | 1672 - 120 - 220 - 00 | HOLDER/SLEEVE COMP  | 1   | *             |  |             |             |             |         |
| 13  | V211 - 260 - 801 - 60 | BOLT,SEMS (S) M8X16 | 4   | *             |  |             |             |             |         |
| 14  | 1672 - 120 - 002 - 10 | SLEEVE              | 1   | *             |  |             |             |             |         |
| 15  | 1672 - 120 - 003 - 00 | SPRING/Hc64         | 1   | *             |  |             |             |             |         |
| 16  | 1672 - 120 - 004 - 00 | WASHER/46X70X2      | 1   | *             |  |             |             |             |         |
| 17  | V706 - 140 - 045 - 00 | RING/SNAP           | 1   | *             |  |             |             |             |         |
| 18  | 1491 - 120 - 001 - 00 | BEARING,CLUTCH RS   | 1   | *             |  |             |             |             |         |
| 19  | 1435 - 122 - 002 - 00 | FORK/RELEASE        | 1   | *             |  |             |             |             |         |
| 20  | 1672 - 120 - 006 - 00 | PIN/12X75           | 1   | *             |  |             |             |             |         |
| 21  | V500 - 163 - 002 - 00 | PIN,SPLIT/3 X20     | 1   | *             |  |             |             |             |         |
| 22  | V721 - 103 - 104 - 50 | O-RING/G45          | 1   | *             |  |             |             |             |         |
| 23  | V744 - 120 - 350 - 70 | SEAL,OIL/TC20357    | 1   | *             |  |             |             |             |         |
| 24  | 1683 - 120 - 051 - 00 | SHAFT/INPUT         | 1   | *             |  |             |             |             |         |
| 25  | 1683 - 120 - 530 - 10 | FAN/HST COMP        | 1   | 1-<br>-115    |  |             |             |             |         |





FIG. 9 CLUTCH SYSTEM (S TYPE)

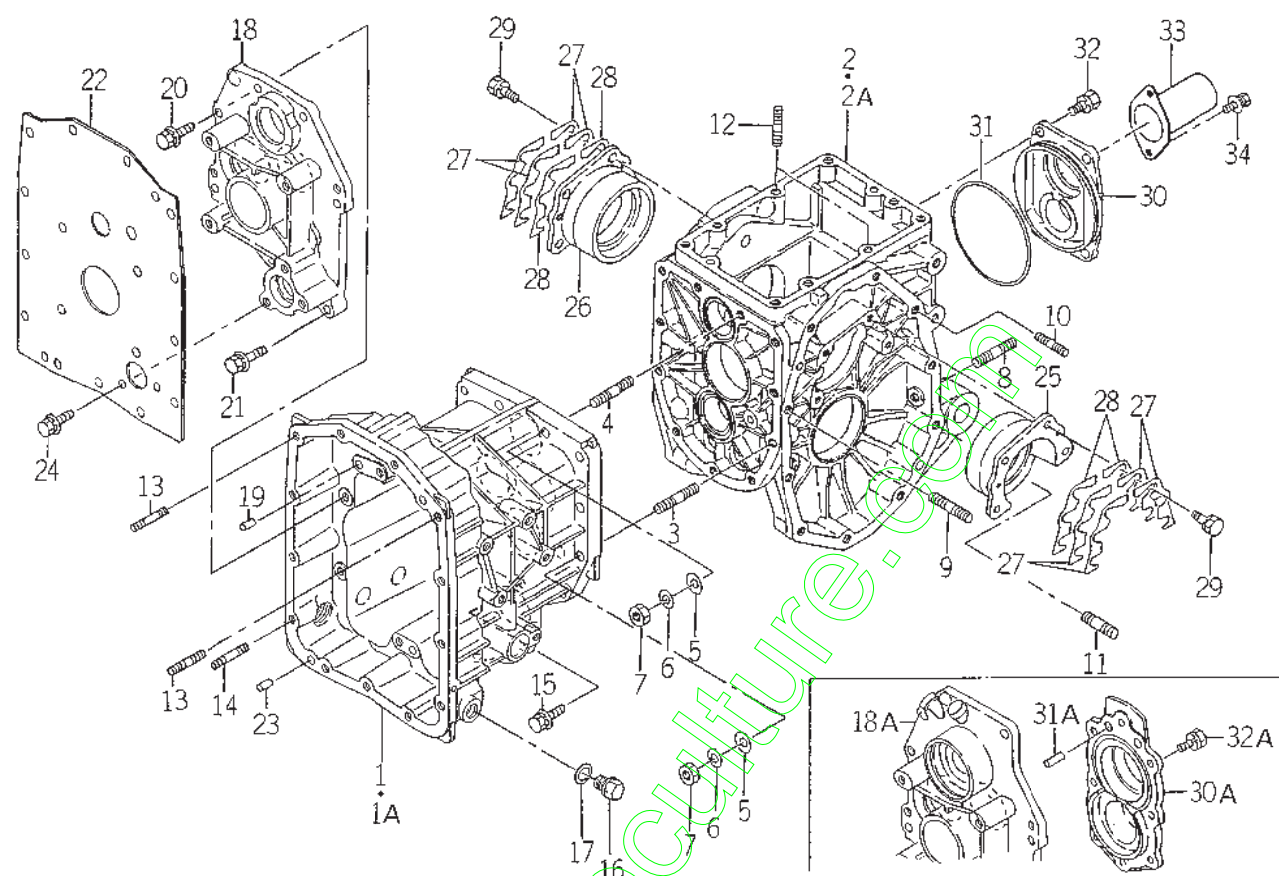


1688-120A

| KEY | PART CODE             | DESCRIPTION         | QTY | TYPE OF MODEL |  | I<br>T<br>C | C<br>O<br>L | G<br>R<br>P | REMARKS |
|-----|-----------------------|---------------------|-----|---------------|--|-------------|-------------|-------------|---------|
|     |                       |                     |     | TMG18         |  |             |             |             |         |
| 1   | 1688 - 120 - 500 - 10 | HOUSING/CLUTCH COMP | 1   | *             |  |             |             |             |         |
| 2   | V201 - 361 - 202 - 50 | BOLT/M12X25         | 2   | *             |  |             |             |             |         |
| 3   | V201 - 361 - 204 - 00 | BOLT/M12X40         | 2   | *             |  |             |             |             |         |
| 4   | V304 - 460 - 012 - 00 | NUT/M12             | 2   | *             |  |             |             |             |         |
| 5   | V411 - 260 - 012 - 00 | WASHER/M12          | 4   | *             |  |             |             |             |         |
| 6   | V401 - 160 - 012 - 00 | WASHER,SP/M12       | 4   | *             |  |             |             |             |         |
| 7   | V211 - 260 - 801 - 60 | BOLT,SEMS (S) M8X16 | 4   | *             |  |             |             |             |         |
| 8   | V334 - 460 - 010 - 00 | NUT/M10 7T P=1.25   | 2   | *             |  |             |             |             |         |
| 9   | V401 - 160 - 010 - 00 | WASHER,SP/M10       | 2   | *             |  |             |             |             |         |
| 10  | 1688 - 120 - 052 - 00 | GROMMET/25X70X03    | 1   | *             |  |             |             |             |         |
| 11  | 1688 - 120 - 051 - 00 | SHAFT/INPUT         | 1   | *             |  |             |             |             |         |
| 12  | 1683 - 120 - 530 - 20 | FAN/HST COMP        | 1   | *             |  |             |             |             |         |
| 13  | V580 - 140 - 603 - 20 | PIN,SPRING/6 X32 W  | 2   | *             |  |             |             |             |         |
| 14  |                       | WIRE                | 2   | *             |  |             |             |             |         |
| 15  | V304 - 460 - 010 - 00 | NUT/M10             | 3   | *             |  |             |             |             |         |
| 16  | V401 - 160 - 010 - 00 | WASHER,SP/M10       | 3   | *             |  |             |             |             |         |
| 17  | V211 - 561 - 003 - 50 | BOLT/S              | 10  | *             |  |             |             |             |         |
| 18  | V411 - 260 - 010 - 00 | WASHER/M10          | 1   | *             |  |             |             |             |         |



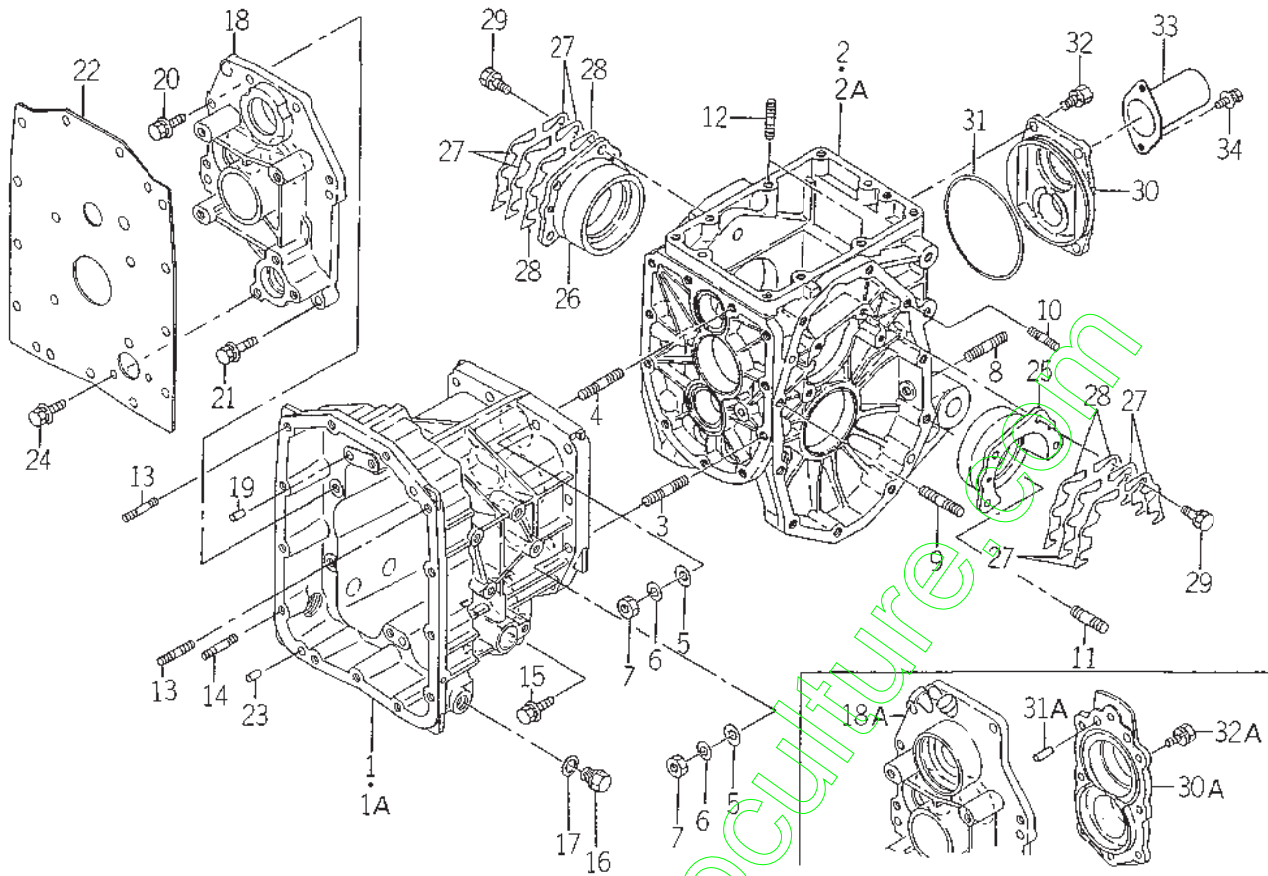
FIG. 11 TRANSMISSION CASE SYSTEM (EXCEPT S TYPE)



t683-201

| KEY | PART CODE             | DESCRIPTION          | QTY | TYPE OF MODEL |  | I<br>T<br>C | C<br>O<br>L | G<br>R<br>P | REMARKS |
|-----|-----------------------|----------------------|-----|---------------|--|-------------|-------------|-------------|---------|
|     |                       |                      |     | TMG18         |  |             |             |             |         |
| 1   | 1683 - 201 - 051 - 00 | CASE/TRANSMISSION/HS | 1   | 1-            |  |             |             |             |         |
| 1A  | 1683 - 201 - 051 - 10 | CASE/TRANSMISSION/HS | 1   | -200          |  | 3           |             |             |         |
| 2   | 1427 - 201 - 002 - 50 | CASE/TRANSMISSION/RE | 1   | 1-            |  |             |             |             |         |
| 2A  | 1688 - 201 - 055 - 00 | CASE/TRANSMISSION/RE | 1   | -200          |  |             |             |             |         |
| 3   | V252 - 341 - 003 - 50 | BOLT/M10X35          | 8   | *             |  |             |             |             |         |
| 4   | V251 - 341 - 003 - 5D | BOLT/STUD/SEAL       | 2   | *             |  |             |             |             |         |
| 5   | V411 - 260 - 010 - 00 | WASHER/M10           | 10  | *             |  |             |             |             |         |
| 6   | V401 - 160 - 010 - 00 | WASHER,SP/M10        | 10  | *             |  |             |             |             |         |
| 7   | V304 - 260 - 010 - 00 | NUT                  | 10  | *             |  |             |             |             |         |
| 8   | V251 - 261 - 202 - 5D | BOLT/STUD/SEAL       | 2   | *             |  |             |             |             |         |
| 9   | V252 - 261 - 004 - 00 | BOLT/STUD            | 2   | *             |  |             |             |             |         |
| 10  | V252 - 261 - 005 - 50 | BOLT/M10X55          | 2   | *             |  |             |             |             |         |
| 11  | V252 - 341 - 204 - 50 | BOLT/STUD            | 2   | *             |  |             |             |             |         |
| 12  | V252 - 341 - 003 - 00 | BOLT/STUD            | 2   | *             |  |             |             |             |         |
| 13  | V252 - 341 - 002 - 00 | BOLT/STUD            | 2   | *             |  |             |             |             |         |
| 14  | V251 - 341 - 002 - 50 | BOLT/STUD            | 1   | *             |  |             |             |             |         |
| 15  | V211 - 661 - 005 - 00 | BOLT/SP              | 1   | *             |  |             |             |             |         |
| 16  | 1427 - 201 - 007 - 00 | PLUG,DRAIN           | 1   | *             |  |             |             |             |         |
| 17  | 1427 - 201 - 008 - 00 | WASHER,SEAL/16       | 1   | *             |  |             |             |             |         |
| 18  | 1683 - 201 - 052 - 10 | METAL/HST            | 1   | 1-            |  |             |             |             |         |
| 18A | 1683 - 201 - 052 - 20 | METAL/HST            | 1   | -200          |  | 3           |             |             |         |
| 19  | V523 - 101 - 002 - 40 | PIN                  | 2   | *             |  |             |             |             |         |
| 20  | V211 - 661 - 003 - 50 | BOLT/SP              | 6   | *             |  |             |             |             |         |
| 21  | V211 - 661 - 004 - 00 | BOLT/SP              | 1   | *             |  |             |             |             |         |
| 22  | 1683 - 201 - 053 - 10 | PLATE/COVER          | 1   | *             |  |             |             |             |         |

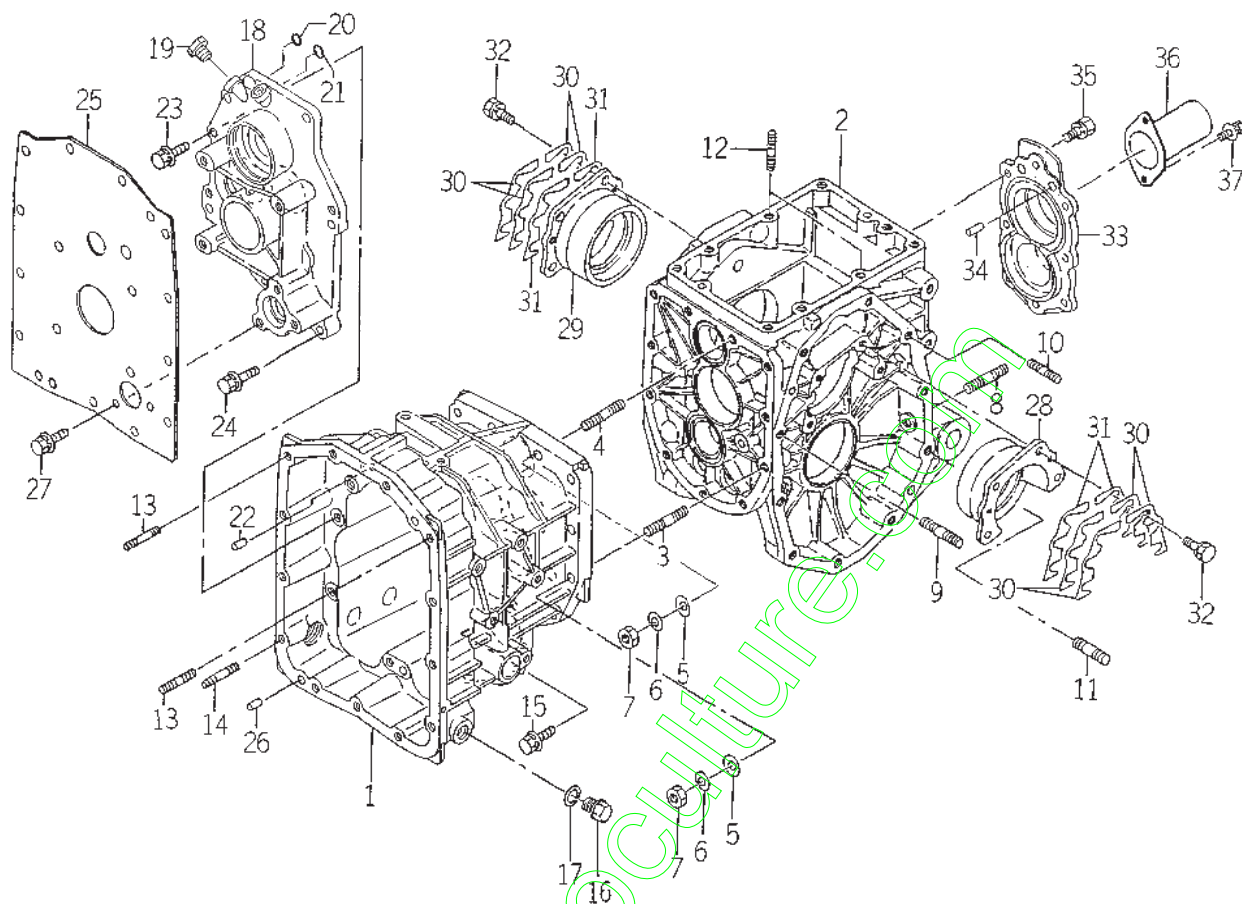
FIG. 11 TRANSMISSION CASE SYSTEM (EXCEPT S TYPE)



1683-201

| KEY | PART CODE             | DESCRIPTION          | QTY | TYPE OF MODEL |  | I<br>T<br>C | C<br>O<br>L | G<br>R<br>P | REMARKS |
|-----|-----------------------|----------------------|-----|---------------|--|-------------|-------------|-------------|---------|
|     |                       |                      |     | TMG18         |  |             |             |             |         |
| 23  | 1421 - 433 - 004 - 00 | PIN,KNOCK            | 2   | *             |  |             |             |             |         |
| 24  | V211 - 660 - 802 - 00 | BOLT/8X20            | 2   | *             |  |             |             |             |         |
| 25  | 1427 - 201 - 012 - 00 | METAL,DIFF - CASE LH | 1   | *             |  |             |             |             |         |
| 26  | 1427 - 201 - 013 - 00 | METAL,DIFF - CASE RH | 1   | *             |  |             |             |             |         |
| 27  | 1427 - 201 - 014 - 00 | SHIM,DIFF - CASE A   | 8   | *             |  |             |             |             |         |
| 28  | 1427 - 201 - 015 - 00 | SHIM,DIFF - CASE B   | 4   | *             |  |             |             |             |         |
| 29  | V211 - 560 - 802 - 50 | BOLT,SEMS/M8X25 7T   | 8   | *             |  |             |             |             |         |
| 30  | 1672 - 201 - 003 - 00 | METAL/PTO            | 1   | 1-<br>-200    |  |             |             |             |         |
| 30A | 1688 - 201 - 056 - 00 | METAL/PTO            | 1   | 201-          |  |             |             |             |         |
| 31  | 1612 - 201 - 002 - 00 | SEAL/RING            | 1   | 1-<br>-200    |  |             |             |             |         |
| 31A | V523 - 101 - 002 - 40 | PIN                  | 2   | 201-          |  |             |             |             |         |
| 32  | V211 - 261 - 003 - 00 | BOLT (S) M10X30      | 4   | 1-<br>-200    |  |             |             |             |         |
| 32A | V211 - 260 - 803 - 00 | BOLT,SEMS            | 8   | 201-          |  |             |             |             |         |
| 33  | 1444 - 314 - 009 - 10 | CAP,PTO SHAFT        | 1   | *             |  |             |             |             |         |
| 34  | V210 - 360 - 602 - 00 | BOLT/SP              | 2   | *             |  |             |             |             |         |

FIG. 12 TRANSMISSION CASE SYSTEM (S TYPE)

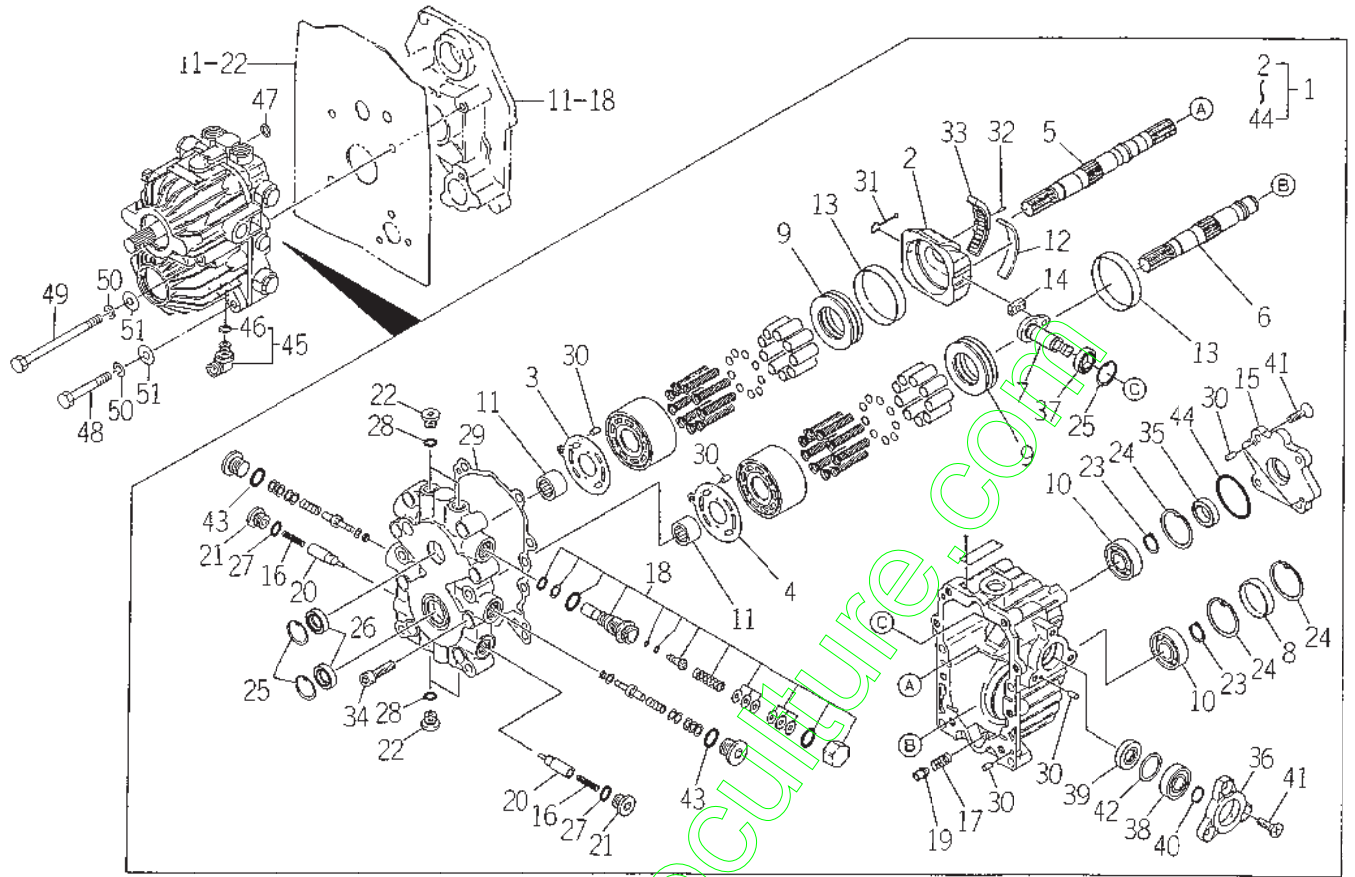


1688-201

| KEY | PART CODE             | DESCRIPTION          | QTY | TYPE OF MODEL |  | I<br>T<br>C | C<br>O<br>L | G<br>R<br>P | REMARKS |
|-----|-----------------------|----------------------|-----|---------------|--|-------------|-------------|-------------|---------|
|     |                       |                      |     | TMG18         |  |             |             |             |         |
| 1   | 1688 - 201 - 051 - 10 | CASE/TRANSMISSION/HS | 1   | *             |  | 1           |             |             |         |
| 2   | 1688 - 201 - 055 - 00 | CASE/TRANSMISSION/RE | 1   | *             |  |             |             |             |         |
| 3   | V252 - 341 - 003 - 50 | BOLT/M10X35          | 8   | *             |  |             |             |             |         |
| 4   | V251 - 341 - 003 - 5D | BOLT/STUD/SEAL       | 2   | *             |  |             |             |             |         |
| 5   | V411 - 260 - 010 - 00 | WASHER/M10           | 10  | *             |  |             |             |             |         |
| 6   | V401 - 160 - 010 - 00 | WASHER,SP/M10        | 10  | *             |  |             |             |             |         |
| 7   | V304 - 260 - 010 - 00 | NUT                  | 10  | *             |  |             |             |             |         |
| 8   | V251 - 261 - 202 - 5D | BOLT/STUD/SEAL       | 2   | *             |  |             |             |             |         |
| 9   | V252 - 261 - 004 - 00 | BOLT/STUD            | 2   | *             |  |             |             |             |         |
| 10  | V252 - 261 - 005 - 50 | BOLT/M10X55          | 2   | *             |  |             |             |             |         |
| 11  | V252 - 341 - 204 - 50 | BOLT/STUD            | 2   | *             |  |             |             |             |         |
| 12  | V252 - 341 - 003 - 00 | BOLT/STUD            | 2   | *             |  |             |             |             |         |
| 13  | V252 - 341 - 002 - 00 | BOLT/STUD            | 2   | *             |  |             |             |             |         |
| 14  | V251 - 341 - 002 - 50 | BOLT/STUD            | 1   | *             |  |             |             |             |         |
| 15  | V211 - 661 - 005 - 00 | BOLT/SP              | 1   | *             |  |             |             |             |         |
| 16  | 1427 - 201 - 007 - 00 | PLUG,DRAIN           | 1   | *             |  |             |             |             |         |
| 17  | 1427 - 201 - 008 - 00 | WASHER,SEAL/16       | 1   | *             |  |             |             |             |         |
| 18  | 1688 - 201 - 052 - 00 | METAL/HST            | 1   | *             |  |             |             |             |         |
| 19  | 1326 - 706 - 002 - 10 | PLUG,DRAIN           | 2   | *             |  |             |             |             |         |
| 20  | V720 - 101 - 900 - 70 | O - RING/P 7         | 1   | *             |  |             |             |             |         |
| 21  | V720 - 101 - 900 - 50 | O - RING/P 5         | 1   | *             |  |             |             |             |         |
| 22  | V523 - 101 - 002 - 40 | PIN                  | 2   | *             |  |             |             |             |         |
| 23  | V211 - 661 - 003 - 50 | BOLT/SP              | 6   | *             |  |             |             |             |         |
| 24  | V211 - 661 - 004 - 00 | BOLT/SP              | 1   | *             |  |             |             |             |         |
| 25  | 1683 - 201 - 053 - 10 | PLATE/COVER          | 1   | *             |  |             |             |             |         |



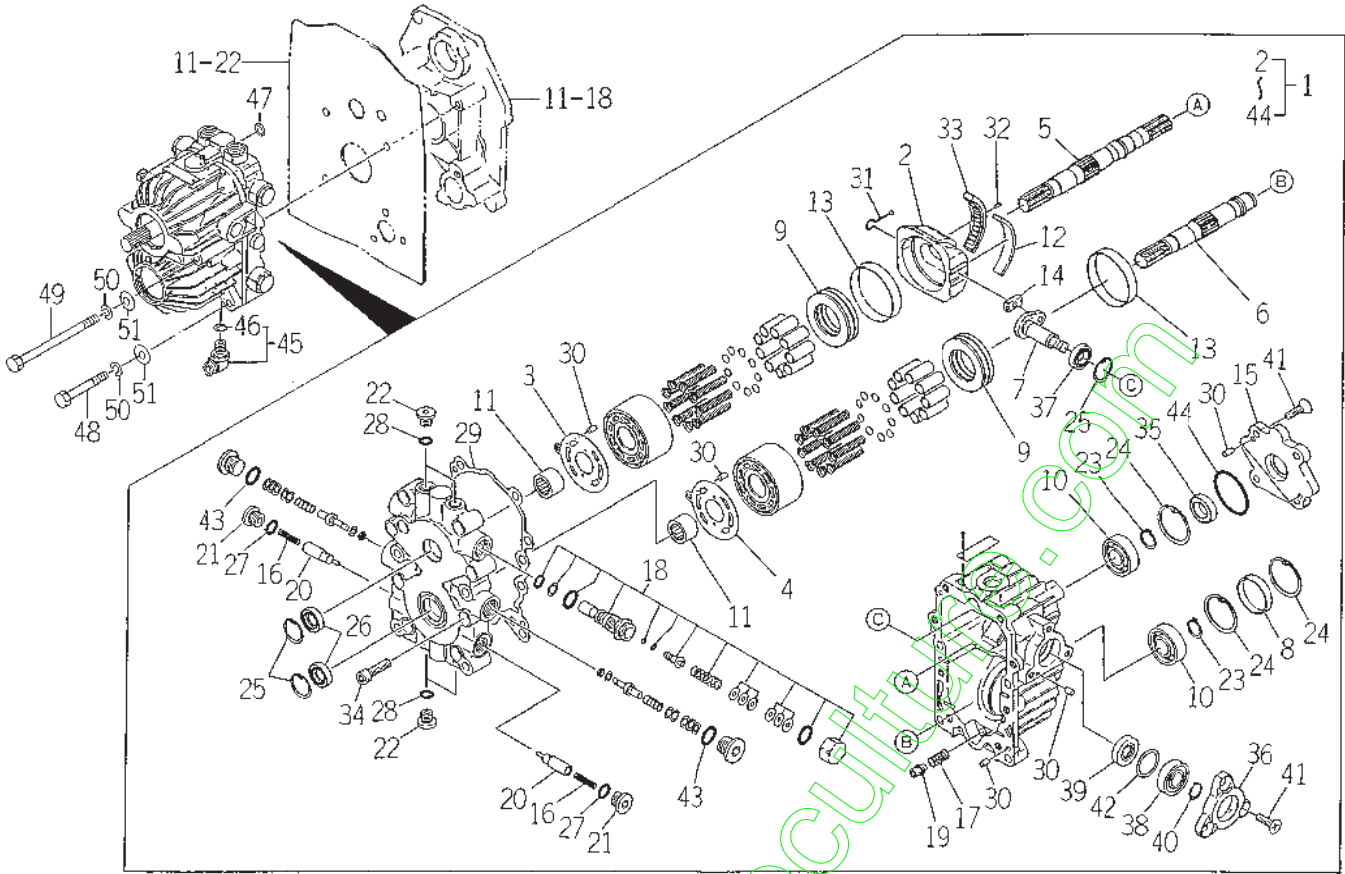
FIG. 13 HST SYSTEM



1683-202

| KEY | PART CODE             | DESCRIPTION    | QTY | TYPE OF MODEL |  | I | C | G | REMARKS |
|-----|-----------------------|----------------|-----|---------------|--|---|---|---|---------|
|     |                       |                |     | TMG18         |  |   |   |   |         |
| 1   | 1683 - 202 - 500 - 00 | HST ASSY       | 1   | *             |  |   |   |   |         |
| 2   | 1683 - 202 - 501 - 00 | PLATE/SWASH    | 1   | *             |  |   |   |   |         |
| 3   | 1683 - 202 - 502 - 00 | PLATE/VALVE    | 1   | *             |  |   |   |   |         |
| 4   | 1683 - 202 - 503 - 00 | PLATE/VALVE    | 1   | *             |  |   |   |   |         |
| 5   | 1683 - 202 - 504 - 00 | SHAFT/P        | 1   | *             |  |   |   |   |         |
| 6   | 1683 - 202 - 505 - 00 | SHAFT/M        | 1   | *             |  |   |   |   |         |
| 7   | 1683 - 202 - 506 - 00 | SHAFT/TRUNNION | 1   | *             |  |   |   |   |         |
| 8   | 1683 - 202 - 507 - 00 | PLUG/BOA       | 1   | *             |  |   |   |   |         |
| 9   | 1683 - 202 - 508 - 00 | BEARING/THRUST | 2   | *             |  |   |   |   |         |
| 10  | 1683 - 202 - 509 - 00 | BEARING/BALL   | 2   | *             |  |   |   |   |         |
| 11  | 1683 - 202 - 511 - 00 | BEARING/NEEDLE | 2   | *             |  |   |   |   |         |
| 12  | 1683 - 202 - 512 - 00 | BUSH           | 1   | *             |  |   |   |   |         |
| 13  | 1683 - 202 - 513 - 00 | BUSH           | 2   | *             |  |   |   |   |         |
| 14  | 1683 - 202 - 514 - 00 | METAL/SLIDE    | 1   | *             |  |   |   |   |         |
| 15  | 1683 - 202 - 515 - 00 | COVER          | 1   | *             |  |   |   |   |         |
| 16  | 1683 - 202 - 516 - 00 | SPRING         | 2   | *             |  |   |   |   |         |
| 17  | 1683 - 202 - 517 - 00 | SPRING         | 1   | *             |  |   |   |   |         |
| 18  | 1683 - 202 - 518 - 00 | VALVE/S/A      | 1   | *             |  |   |   |   |         |
| 19  | 1683 - 202 - 519 - 00 | VALVE/S/A      | 1   | *             |  |   |   |   |         |
| 20  | 1683 - 202 - 521 - 00 | POPPET         | 2   | *             |  |   |   |   |         |
| 21  | 1683 - 202 - 522 - 00 | PLUG           | 2   | *             |  |   |   |   |         |
| 22  | 1683 - 202 - 523 - 00 | PLUG           | 4   | *             |  |   |   |   |         |
| 23  | V704 - 140 - 020 - 00 | RING,SNAP/20C  | 2   | *             |  |   |   |   |         |
| 24  | V705 - 140 - 047 - 00 | RING,SNAP/47 C | 3   | *             |  |   |   |   |         |
| 25  | V705 - 140 - 030 - 00 | RING,SNAP/30 C | 3   | *             |  |   |   |   |         |

FIG. 13 HST SYSTEM



1683-202

| KEY | PART CODE             | DESCRIPTION          | QTY | TYPE OF MODEL |  | I<br>T<br>C | C<br>O<br>L | G<br>R<br>P | REMARKS |
|-----|-----------------------|----------------------|-----|---------------|--|-------------|-------------|-------------|---------|
|     |                       |                      |     | TMG18         |  |             |             |             |         |
| 26  | 1683 - 202 - 524 - 00 | SEAL/OIL             | 2   | *             |  |             |             |             |         |
| 27  | V720 - 112 - 401 - 40 | O - RING/P14         | 2   | *             |  |             |             |             |         |
| 28  | V720 - 112 - 401 - 10 | RING/O               | 4   | *             |  |             |             |             |         |
| 29  | 1683 - 202 - 525 - 00 | GASKET               | 1   | *             |  |             |             |             |         |
| 30  | 1683 - 202 - 526 - 00 | PIN                  | 8   | *             |  |             |             |             |         |
| 31  | 1683 - 202 - 527 - 00 | GUIDE ASSY           | 1   | *             |  |             |             |             |         |
| 32  | 1683 - 202 - 528 - 00 | PIN                  | 1   | *             |  |             |             |             |         |
| 33  | 1683 - 202 - 519 - 00 | VALVE/S/A            | 1   | *             |  |             |             |             |         |
| 34  | V220 - 541 - 003 - 50 | SCREW/SOCKET         | 8   | *             |  |             |             |             |         |
| 35  | 1683 - 202 - 531 - 00 | SEAL/OIL             | 1   | *             |  |             |             |             |         |
| 36  | 1683 - 202 - 532 - 00 | COVER                | 1   | *             |  |             |             |             |         |
| 37  | 1683 - 202 - 533 - 00 | BEARING/BALL         | 1   | *             |  |             |             |             |         |
| 38  | 1683 - 202 - 534 - 00 | BEARING/BALL         | 1   | *             |  |             |             |             |         |
| 39  | 1683 - 202 - 535 - 00 | SEAL/OIL             | 1   | *             |  |             |             |             |         |
| 40  | V704 - 140 - 017 - 00 | RING,SNAP/17 C       | 1   | *             |  |             |             |             |         |
| 41  | 1683 - 202 - 536 - 00 | SCREW                | 7   | *             |  |             |             |             |         |
| 42  | 1683 - 202 - 537 - 00 | WASHER               | 1   | *             |  |             |             |             |         |
| 43  | V720 - 112 - 401 - 80 | O - RING/P18         | 2   | *             |  |             |             |             |         |
| 44  | 1683 - 202 - 538 - 00 | RING/O               | 1   | *             |  |             |             |             |         |
| 45  | 1683 - 273 - 640 - 00 | ADAPTER/L/PF3/8 ASSY | 1   | *             |  |             |             |             |         |
| 46  | V720 - 112 - 401 - 40 | O - RING/P14         | 1   | *             |  |             |             |             |         |
| 47  | V720 - 102 - 401 - 40 | O - RING/P14         | 1   | *             |  |             |             |             |         |
| 48  | V201 - 361 - 007 - 50 | BOLT                 | 2   | *             |  |             |             |             |         |
| 49  | V201 - 361 - 014 - 00 | BOLT                 | 2   | *             |  |             |             |             |         |
| 50  | V401 - 160 - 010 - 00 | WASHER,SP/M10        | 4   | *             |  |             |             |             |         |



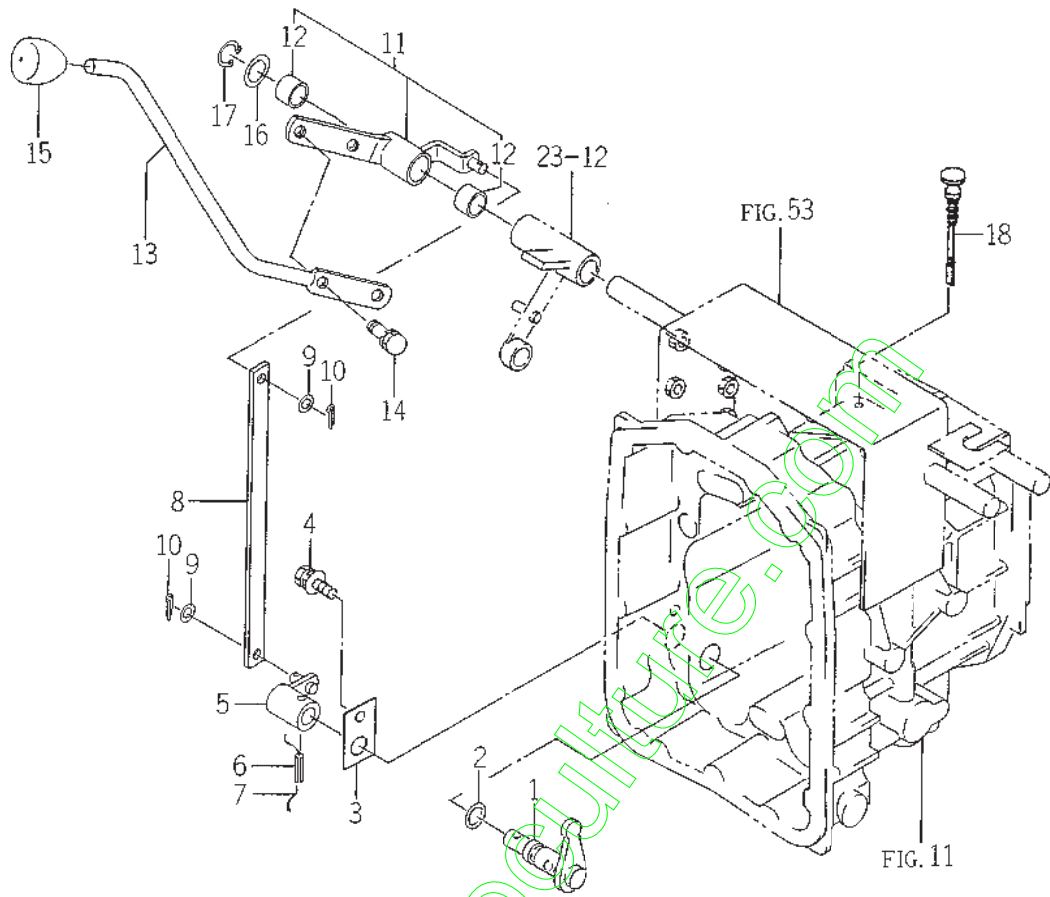








FIG. 17 SUB LEVER SYSTEM

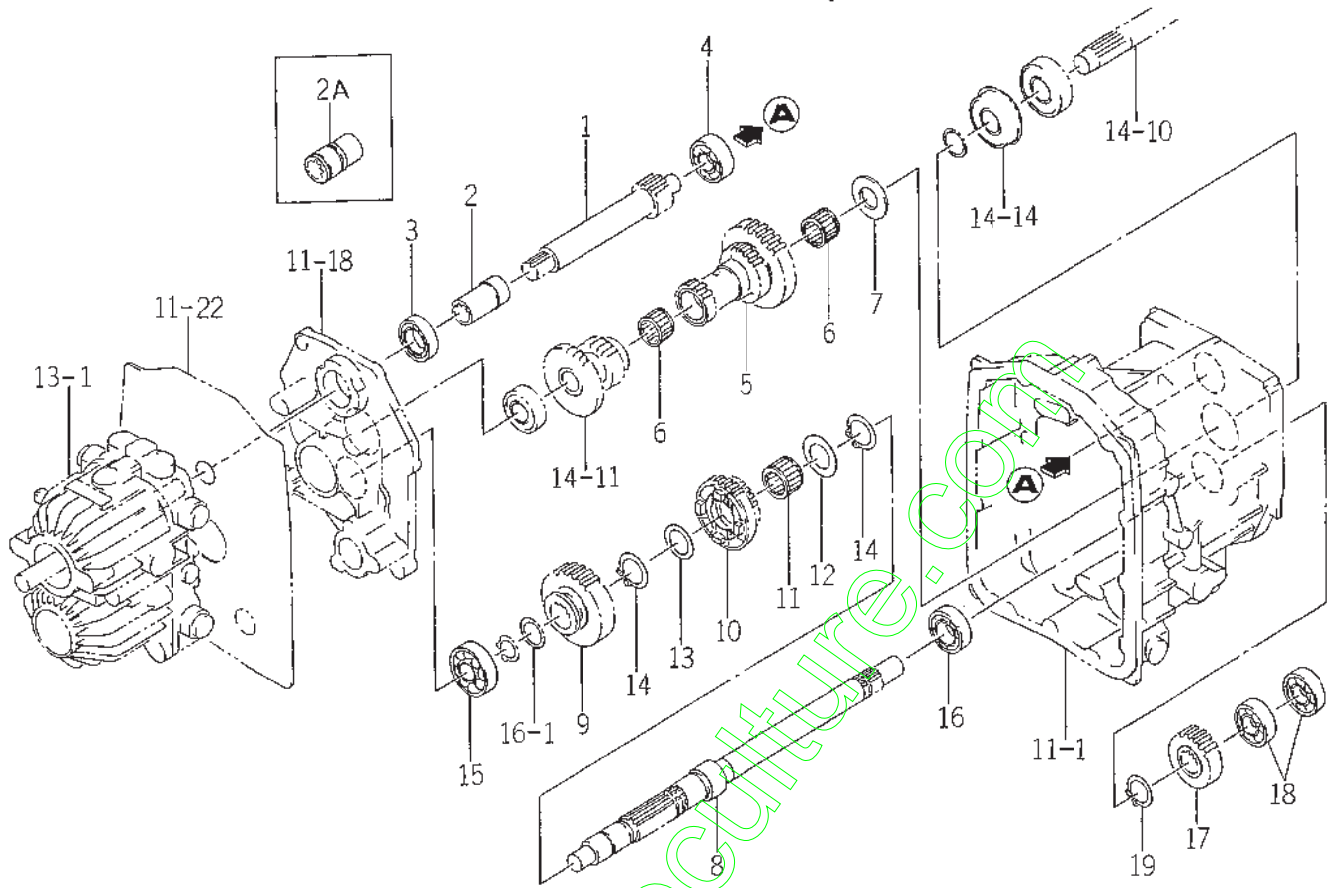


1683-206

| KEY | PART CODE             | DESCRIPTION        | QTY | TYPE OF MODEL |  | I<br>T<br>C | C<br>O<br>L | G<br>R<br>P | REMARKS |
|-----|-----------------------|--------------------|-----|---------------|--|-------------|-------------|-------------|---------|
|     |                       |                    |     | TMG18         |  |             |             |             |         |
| 1   | 1683 - 208 - 500 - 00 | PIN/SHIFT COMP     | 1   | *             |  |             |             |             |         |
| 2   | V720 - 102 - 401 - 40 | O - RING/P14       | 2   | *             |  |             |             |             |         |
| 3   | 1620 - 255 - 208 - 00 | PLATE/I/30X50      | 1   | *             |  |             |             |             |         |
| 4   | V211 - 360 - 801 - 60 | BOLT,SEMS (SP)     | 1   | *             |  |             |             |             |         |
| 5   | 1683 - 208 - 510 - 00 | ARM/SHIFT/SUB COMP | 1   | *             |  |             |             |             |         |
| 6   | V580 - 140 - 602 - 50 | PIN,SPRING/6 X25 W | 1   | *             |  |             |             |             |         |
| 7   |                       | WIRE               | 1   | *             |  |             |             |             |         |
| 8   | 1683 - 208 - 051 - 10 | PLATE/I/19X288     | 1   | *             |  |             |             |             |         |
| 9   | V411 - 260 - 008 - 00 | WASHER,PL/M 8      | 2   | *             |  |             |             |             |         |
| 10  | V500 - 163 - 002 - 00 | PIN,SPLIT/3 X20    | 2   | *             |  |             |             |             |         |
| 11  | 1683 - 208 - 540 - 00 | LEVER/SUB ASSY     | 1   | *             |  |             |             |             |         |
| 12  | 3668 - 612 - 001 - 00 | BUSH               | 2   | *             |  |             |             |             |         |
| 13  | 1683 - 208 - 053 - 00 | LEVER/SUB          | 1   | *             |  |             |             |             |         |
| 14  | V211 - 261 - 002 - 00 | BOLT,SEMS          | 2   | *             |  |             |             |             |         |
| 15  | 1544 - 219 - 005 - 00 | KNOB,LEVER/12      | 1   | *             |  |             |             |             |         |
| 16  | 2144 - 419 - 022 - 00 | WASHER/18X26X02    | 1   | *             |  |             |             |             |         |
| 17  | V704 - 140 - 018 - 00 | RING,SNAP/18 C     | 1   | *             |  |             |             |             |         |
| 18  | 2130 - 208 - 004 - 00 | LEVEL GAUGE        | 1   | *             |  |             |             |             |         |



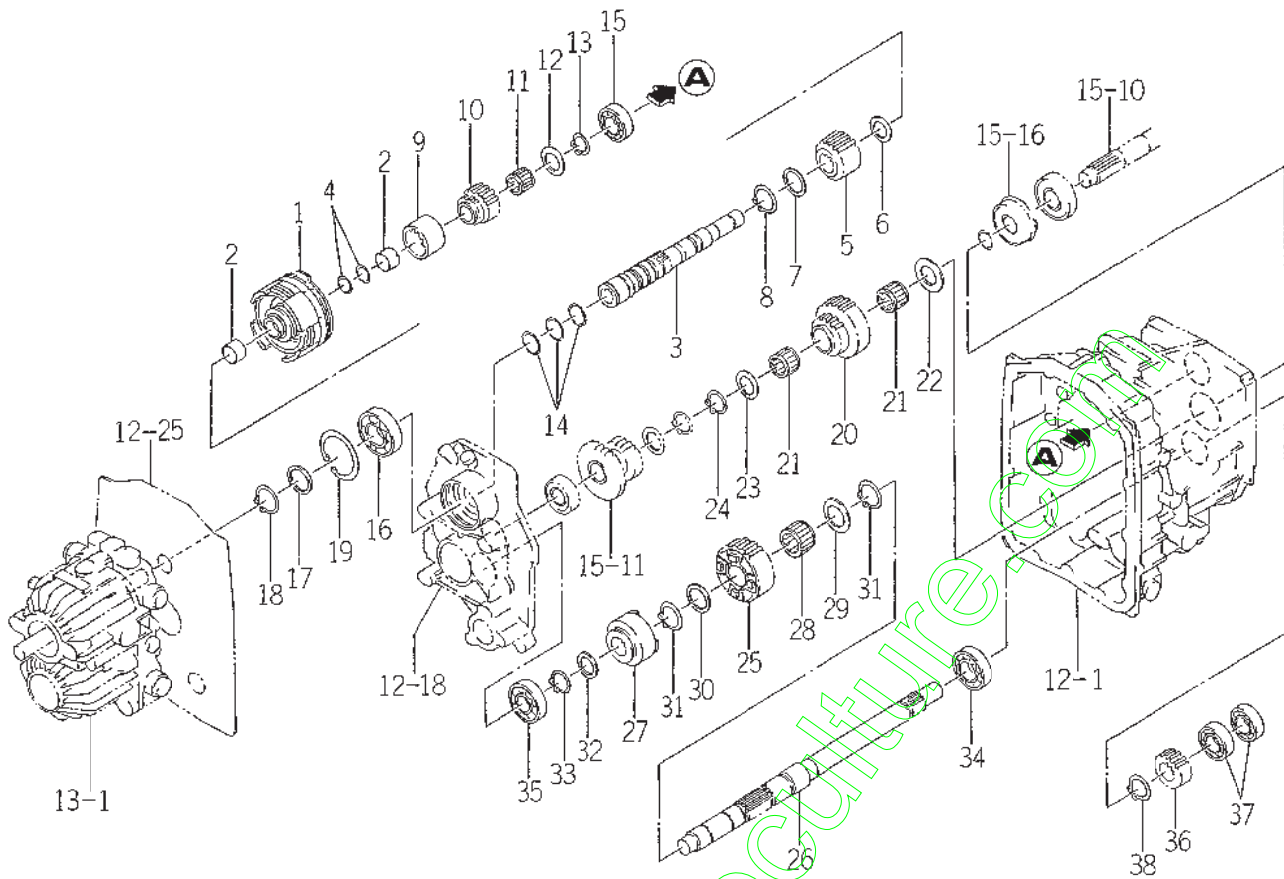
FIG. 19 PTO GEAR SYSTEM (EXCEPT S TYPE)



1688-211

| KEY | PART CODE             | DESCRIPTION            | QTY | TYPE OF MODEL |  | I<br>T<br>C | C<br>O<br>L | G<br>R<br>P | REMARKS |
|-----|-----------------------|------------------------|-----|---------------|--|-------------|-------------|-------------|---------|
|     |                       |                        |     | TMG18         |  |             |             |             |         |
| 1   | 1688 - 211 - 001 - 00 | GEAR/SPUR/13           | 1   | *             |  |             |             |             |         |
| 2   | 1683 - 211 - 058 - 00 | HUB/PTO/HST            | 1   | 1-<br>-200    |  |             |             |             |         |
| 2A  | 1683 - 211 - 058 - 10 | HUB/PTO/HST            | 1   | 201-          |  | 3           |             |             |         |
| 3   | V600 - 110 - 620 - 60 | BEARING,RB/6206        | 1   | *             |  |             |             |             |         |
| 4   | V600 - 110 - 620 - 40 | BEARING,RB/6204        | 1   | *             |  |             |             |             |         |
| 5   | 1688 - 211 - 002 - 00 | GEAR/SPUR/18 - 25 - 35 | 1   | *             |  |             |             |             |         |
| 6   | V654 - 425 - 322 - 40 | BEARING KT253224       | 2   | *             |  |             |             |             |         |
| 7   | 1435 - 203 - 001 - 00 | COLLAR/25X46X3         | 1   | *             |  |             |             |             |         |
| 8   | 1683 - 211 - 052 - 20 | SHAFT/DRIVE/PTO        | 1   | *             |  |             |             |             |         |
| 9   | 1683 - 211 - 053 - 10 | GEAR/SPUR/32           | 1   | *             |  |             |             |             |         |
| 10  | 1683 - 211 - 054 - 00 | GEAR/SPUR/24 - 30      | 1   | *             |  |             |             |             |         |
| 11  | V654 - 430 - 382 - 40 | BEARING,NR/KT303824    | 1   | *             |  |             |             |             |         |
| 12  | 1560 - 208 - 018 - 40 | WASHER/30X46X2         | 1   | *             |  |             |             |             |         |
| 13  | 1544 - 322 - 002 - 00 | WASHER/30X40X2         | 1   | *             |  |             |             |             |         |
| 14  | V704 - 140 - 030 - 00 | RING,SNAP/30 C         | 2   | *             |  |             |             |             |         |
| 15  | V600 - 110 - 630 - 40 | BEARING,RB/6304        | 1   | *             |  |             |             |             |         |
| 16  | V600 - 110 - 620 - 50 | BEARING,RB/6205        | 1   | *             |  |             |             |             |         |
| 17  | 1672 - 211 - 009 - 10 | GEAR/SPUR/19           | 1   | *             |  |             |             |             |         |
| 18  | V600 - 110 - 620 - 40 | BEARING,RB/6204        | 2   | *             |  |             |             |             |         |
| 19  | V704 - 140 - 025 - 00 | RING,SNAP/25 C         | 1   | *             |  |             |             |             |         |

FIG. 20 PTO GEAR SYSTEM (S TYPE)



1688-211A

| KEY | PART CODE             | DESCRIPTION        | QTY | TYPE OF MODEL |  | I<br>T<br>C | C<br>O<br>L | G<br>R<br>P | REMARKS |
|-----|-----------------------|--------------------|-----|---------------|--|-------------|-------------|-------------|---------|
|     |                       |                    |     | TMG18         |  |             |             |             |         |
| 1   | 1688 - 211 - 500 - 00 | CLUTCH/PTO ASSY    | 1   | *             |  |             |             |             | FIG 080 |
| 2   | 1688 - 211 - 058 - 00 | BUSH/22X25X15      | 2   | *             |  |             |             |             |         |
| 3   | 1688 - 211 - 510 - 10 | SHAFT/PTO COMP     | 1   | *             |  | 1           |             |             |         |
| 4   | 1688 - 211 - 057 - 00 | RING/22            | 2   | *             |  |             |             |             |         |
| 5   | 1688 - 211 - 051 - 00 | GEAR/SPUR/33       | 1   | *             |  |             |             |             |         |
| 6   | 1480 - 207 - 012 - 00 | COLLAR 23X34X2     | 1   | *             |  |             |             |             |         |
| 7   | 1544 - 322 - 002 - 00 | WASHER/30X40X2     | 1   | *             |  |             |             |             |         |
| 8   | V704 - 140 - 030 - 00 | RING,SNAP/30 C     | 1   | *             |  |             |             |             |         |
| 9   | 1688 - 211 - 053 - 00 | COUPLING/37X50X35  | 1   | *             |  |             |             |             |         |
| 10  | 1688 - 211 - 052 - 00 | GEAR/SPUR/18       | 1   | *             |  |             |             |             |         |
| 11  | V654 - 420 - 262 - 40 | BEARING,NR/KT20264 | 1   | *             |  |             |             |             |         |
| 12  | 3656 - 107 - 004 - 00 | WASHER/21X38X02    | 1   | *             |  |             |             |             |         |
| 13  | V704 - 140 - 020 - 00 | RING,SNAP/20C      | 1   | *             |  |             |             |             |         |
| 14  | 1650 - 203 - 008 - 00 | RING/30            | 3   | *             |  |             |             |             |         |
| 15  | V600 - 110 - 620 - 40 | BEARING,RB/6204    | 1   | *             |  |             |             |             |         |
| 16  | V600 - 110 - 620 - 60 | BEARING,RB/6206    | 1   | *             |  |             |             |             |         |
| 17  | 1544 - 322 - 002 - 00 | WASHER/30X40X2     | 1   | *             |  |             |             |             |         |
| 18  | V704 - 140 - 030 - 00 | RING,SNAP/30 C     | 1   | *             |  |             |             |             |         |
| 19  | V707 - 140 - 062 - 00 | RING/SNAP          | 1   | *             |  |             |             |             |         |
| 20  | 1688 - 211 - 054 - 00 | GEAR/SPUR/31 - 20  | 1   | *             |  |             |             |             |         |
| 21  | V654 - 425 - 322 - 40 | BEARING KT253224   | 2   | *             |  |             |             |             |         |
| 22  | 1435 - 203 - 001 - 00 | COLLAR/25X46X3     | 1   | *             |  |             |             |             |         |
| 23  | 3650 - 106 - 002 - 00 | WASHER/25X42X2     | 1   | *             |  |             |             |             |         |
| 24  | V704 - 140 - 025 - 00 | RING,SNAP/25 C     | 1   | *             |  |             |             |             |         |
| 25  | 1688 - 211 - 055 - 00 | GEAR/SPUR/30       | 1   | *             |  |             |             |             |         |

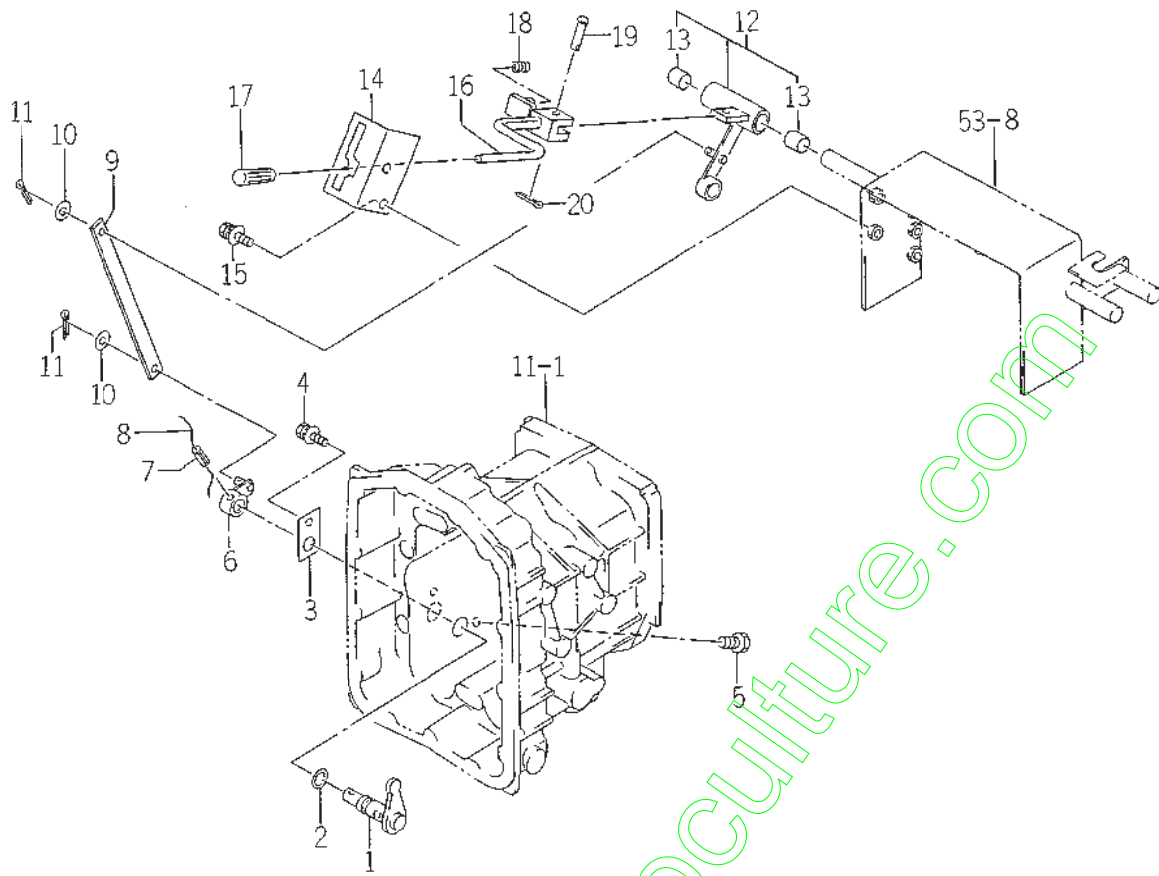








FIG. 23 PTO LEVER SYSTEM (EXCEPT S TYPE)

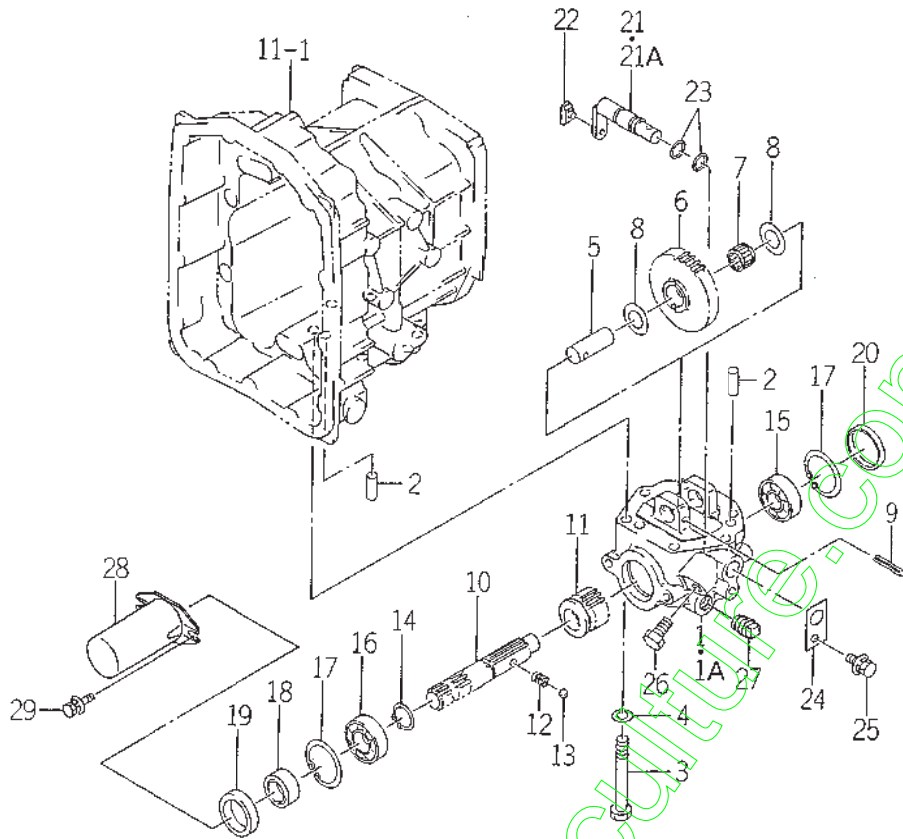


1683-216

| KEY | PART CODE             | DESCRIPTION        | QTY | TYPE OF MODEL |  | I<br>T<br>C | C<br>O<br>L | G<br>R<br>P | REMARKS |
|-----|-----------------------|--------------------|-----|---------------|--|-------------|-------------|-------------|---------|
|     |                       |                    |     | TMG18         |  |             |             |             |         |
| 1   | 1683 - 208 - 500 - 00 | PIN/SHIFT COMP     | 1   | *             |  |             |             |             |         |
| 2   | V720 - 102 - 401 - 40 | O - RING/P14       | 2   | *             |  |             |             |             |         |
| 3   | 1620 - 255 - 208 - 00 | PLATE/1/30X50      | 1   | *             |  |             |             |             |         |
| 4   | V211 - 360 - 801 - 60 | BOLT,SEMS (SP)     | 1   | *             |  |             |             |             |         |
| 5   | V203 - 261 - 202 - 00 | BOLT/M12X20        | 1   | *             |  |             |             |             |         |
| 6   | 1683 - 209 - 520 - 00 | ARM/SHIFT COMP     | 1   | *             |  |             |             |             |         |
| 7   | V580 - 140 - 602 - 50 | PIN,SPRING/6 X25 W | 1   | *             |  |             |             |             |         |
| 8   |                       | WIRE               | 1   | *             |  |             |             |             |         |
| 9   | 1683 - 216 - 052 - 00 | PLATE/1/19X254     | 1   | *             |  |             |             |             |         |
| 10  | V411 - 260 - 008 - 00 | WASHER,PL/M 8      | 2   | *             |  |             |             |             |         |
| 11  | V500 - 163 - 002 - 00 | PIN,SPLIT/3 X20    | 2   | *             |  |             |             |             |         |
| 12  | 1683 - 216 - 520 - 00 | ARM/PTO ASSY       | 1   | *             |  |             |             |             |         |
| 13  | 3668 - 612 - 001 - 00 | BUSH               | 2   | *             |  |             |             |             |         |
| 14  | 1683 - 216 - 051 - 10 | GUIDE/CHANGE       | 1   | *             |  |             |             |             |         |
| 15  | V211 - 360 - 802 - 00 | BOLT (SP) M8X20    | 2   | *             |  |             |             |             |         |
| 16  | 1683 - 216 - 500 - 00 | LEVER/PTO COMP     | 1   | *             |  |             |             |             |         |
| 17  | 3640 - 585 - 001 - 00 | GLIP/YELLOW        | 1   | *             |  |             |             |             |         |
| 18  | 2149 - 601 - 031 - 00 | SPRING/HCO24       | 1   | *             |  |             |             |             |         |
| 19  | 2144 - 519 - 007 - 00 | PIN/06X31          | 1   | *             |  |             |             |             |         |
| 20  | V500 - 162 - 502 - 00 | PIN,SPLIT/2.5X20   | 1   | *             |  |             |             |             |         |



FIG. 25 MID PTO SYSTEM



1683-255

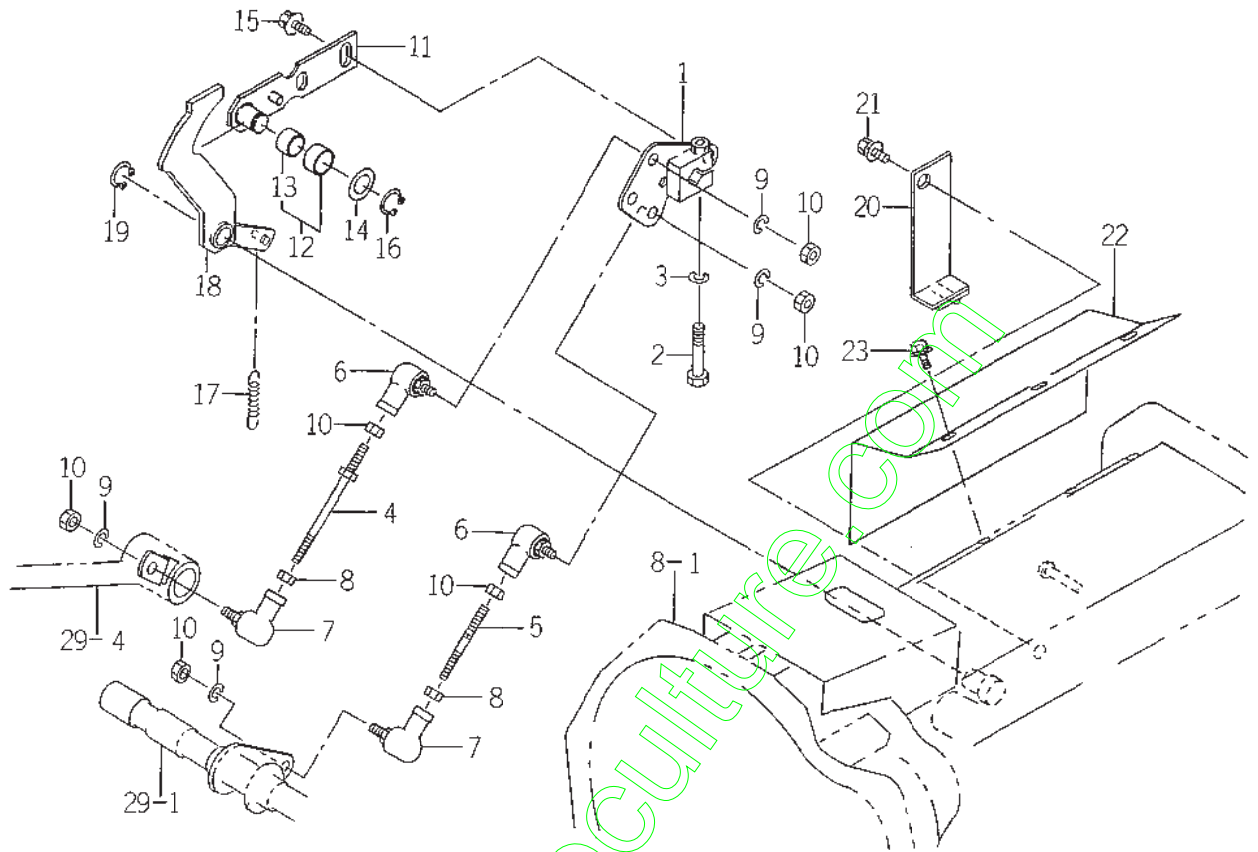
| KEY | PART CODE             | DESCRIPTION        | QTY | TYPE OF MODEL |            | I<br>T<br>C | C<br>O<br>L | G<br>R<br>P | REMARKS |
|-----|-----------------------|--------------------|-----|---------------|------------|-------------|-------------|-------------|---------|
|     |                       |                    |     | TMG18         |            |             |             |             |         |
| 1   | 1682 - 255 - 201 - 00 | CASE/PTO/MID       | 1   |               | 1-<br>-209 |             |             |             |         |
| 1A  | 1682 - 255 - 201 - 10 | CASE/PTO/MID       | 1   |               | 210-       |             | 1           |             |         |
| 2   | V523 - 101 - 002 - 40 | PIN                | 2   | *             |            |             |             |             |         |
| 3   | V201 - 361 - 009 - 00 | BOLT/M10X90        | 6   | *             |            |             |             |             |         |
| 4   | V401 - 160 - 010 - 00 | WASHER,SP/M10      | 6   | *             |            |             |             |             |         |
| 5   | 1682 - 255 - 203 - 00 | PIN/20X51          | 1   | *             |            |             |             |             |         |
| 6   | 1682 - 255 - 202 - 00 | GEAR/SPUR/34       | 1   | *             |            |             |             |             |         |
| 7   | 1682 - 255 - 002 - 10 | BEARING/NEEDLE     | 1   | *             |            | 1           |             |             |         |
| 8   | 1480 - 212 - 003 - 00 | COLLAR/21X36X1     | 2   | *             |            |             |             |             |         |
| 9   | V580 - 140 - 604 - 00 | PIN,SPRING/6 X40 W | 1   | *             |            |             |             |             |         |
| 10  | 1682 - 255 - 204 - 00 | SHAFT/PTO/MID      | 1   | *             |            |             |             |             |         |
| 11  | 1682 - 255 - 205 - 10 | GEAR/SPUR/15       | 1   | *             |            |             |             |             |         |
| 12  | 1302 - 225 - 003 - 00 | SPRING,SHIFTER     | 1   | *             |            |             |             |             |         |
| 13  | V682 - 200 - 001 - 00 | BALL               | 1   | *             |            |             |             |             |         |
| 14  | V704 - 140 - 025 - 00 | RING,SNAP/25 C     | 1   | *             |            |             |             |             |         |
| 15  | V600 - 110 - 630 - 40 | BEARING,RB/6304    | 1   | *             |            |             |             |             |         |
| 16  | V600 - 110 - 620 - 50 | BEARING,RB/6205    | 1   | *             |            |             |             |             |         |
| 17  | V705 - 140 - 052 - 00 | RING,SNAP/52 C     | 2   | *             |            |             |             |             |         |
| 18  | 1427 - 212 - 003 - 20 | SLEEVE             | 1   | *             |            |             |             |             |         |
| 19  | V744 - 135 - 520 - 80 | SEAL,OIL/TC35528   | 1   | *             |            |             |             |             |         |
| 20  | 3625 - 701 - 003 - 00 | CAP,BLANK/52       | 1   | *             |            |             |             |             |         |
| 21  | 1682 - 255 - 210 - 30 | ARM/SHIFT/MID COMP | 1   |               | 1-<br>-209 |             |             |             |         |
| 21A | 1682 - 255 - 210 - 40 | ARM/SHIFT/MID COMP | 1   |               | 210-       |             | 1           |             |         |
| 22  | 2703 - 101 - 020 - 00 | COLLAR,SHIFTER     | 1   | *             |            |             |             |             |         |
| 23  | V720 - 102 - 401 - 40 | O - RING/P14       | 2   | *             |            |             |             |             |         |







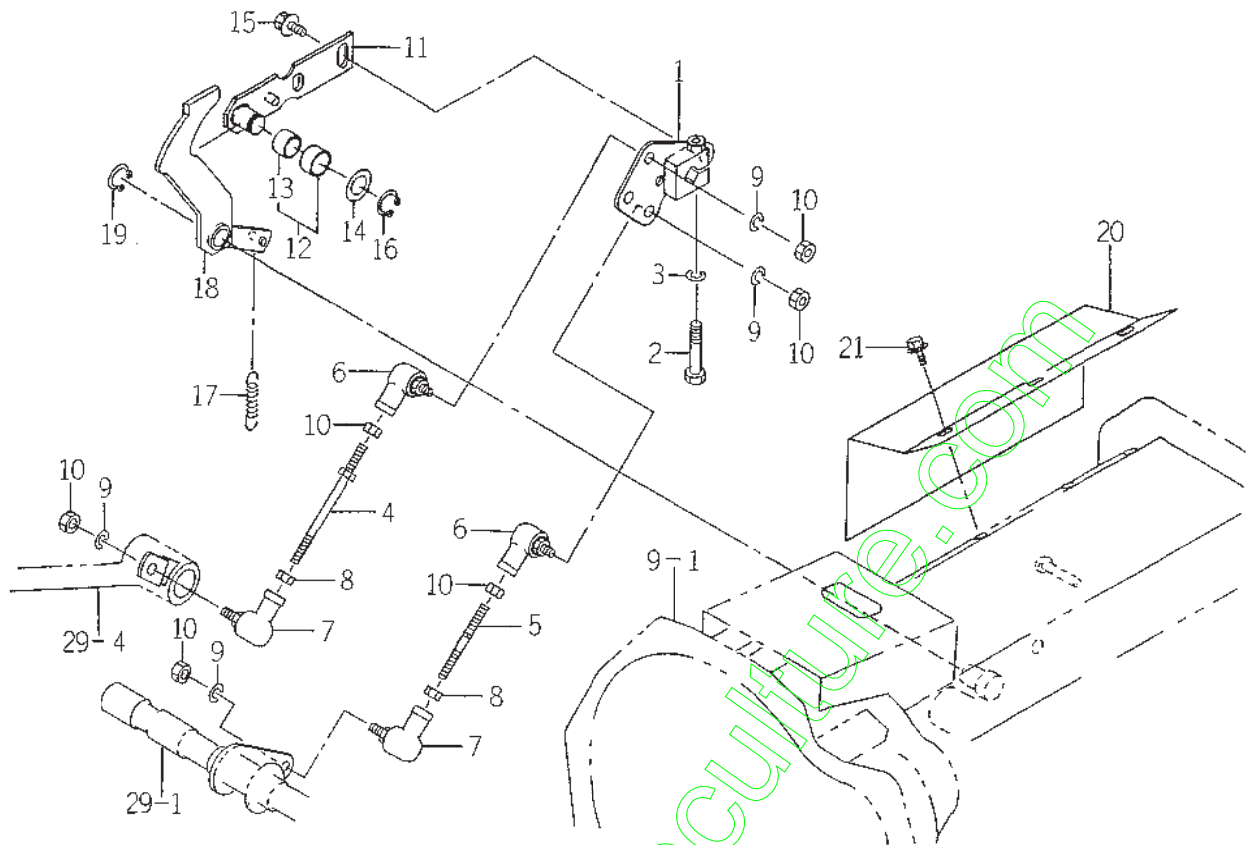
FIG. 27 LINK SYSTEM (EXCEPT S TYPE)



1688-271

| KEY | PART CODE             | DESCRIPTION          | QTY | TYPE OF MODEL |  | I | C | G | R | REMARKS |
|-----|-----------------------|----------------------|-----|---------------|--|---|---|---|---|---------|
|     |                       |                      |     | TMG18         |  |   |   |   |   |         |
| 1   | 1688 - 271 - 510 - 00 | PIVOT/TRUNNION COMP  | 1   | *             |  |   |   |   |   |         |
| 2   | V201 - 360 - 804 - 50 | BOLT/M8X45/7T        | 1   | *             |  |   |   |   |   |         |
| 3   | V401 - 160 - 008 - 00 | WASHER,SP/M 8        | 1   | *             |  |   |   |   |   |         |
| 4   | 1683 - 271 - 560 - 00 | ROD/M08X110 COMP     | 1   | *             |  |   |   |   |   |         |
| 5   | 1602 - 242 - 551 - 10 | ROD/65               | 1   | *             |  |   |   |   |   |         |
| 6   | 1560 - 695 - 021 - 00 | JOINT BALL M08RH     | 2   | *             |  |   |   |   |   |         |
| 7   | 1560 - 695 - 022 - 00 | JOINT BALL M08LH     | 2   | *             |  |   |   |   |   |         |
| 8   | 1560 - 132 - 007 - 30 | NUT/M8               | 2   | *             |  |   |   |   |   |         |
| 9   | V401 - 160 - 008 - 00 | WASHER,SP/M 8        | 4   | *             |  |   |   |   |   |         |
| 10  | V304 - 260 - 008 - 00 | NUT/M 8              | 6   | *             |  |   |   |   |   |         |
| 11  | 1683 - 271 - 500 - 30 | ARM/NEUTRAL COMP     | 1   | *             |  |   | 3 |   |   |         |
| 12  | 1683 - 271 - 520 - 10 | COLLAR/17X21X11 ASSY | 1   | *             |  |   |   |   |   |         |
| 13  | 3643 - 420 - 004 - 00 | BUSH/15X17X10        | 1   | *             |  |   |   |   |   |         |
| 14  | 3747 - 342 - 002 - 00 | WASHER               | 1   | *             |  |   |   |   |   |         |
| 15  | V211 - 360 - 801 - 60 | BOLT,SEMS (SP)       | 2   | *             |  |   |   |   |   |         |
| 16  | V704 - 140 - 015 - 00 | RING,SNAP/15 C       | 1   | *             |  |   |   |   |   |         |
| 17  | 1105 - 410 - 003 - 00 | SPRING/HE067         | 1   | *             |  |   |   |   |   |         |
| 18  | 1688 - 271 - 580 - 00 | ARM COMP             | 1   | *             |  |   |   |   |   |         |
| 19  | V704 - 140 - 015 - 00 | RING,SNAP/15 C       | 1   | *             |  |   |   |   |   |         |
| 20  | 1688 - 271 - 590 - 10 | PLATE COMP           | 1   | 1-<br>-210    |  |   |   |   |   |         |
| 21  | V211 - 361 - 002 - 50 | BOLT/SP              | 1   | 1-<br>-210    |  |   |   |   |   |         |
| 22  | 1683 - 271 - 001 - 30 | COVER/TRUNNION       | 1   | *             |  |   |   |   |   |         |
| 23  | V210 - 360 - 601 - 60 | BOLT (SP) /M6X16     | 3   | *             |  |   |   |   |   |         |

FIG. 28 LINK SYSTEM (S TYPE)



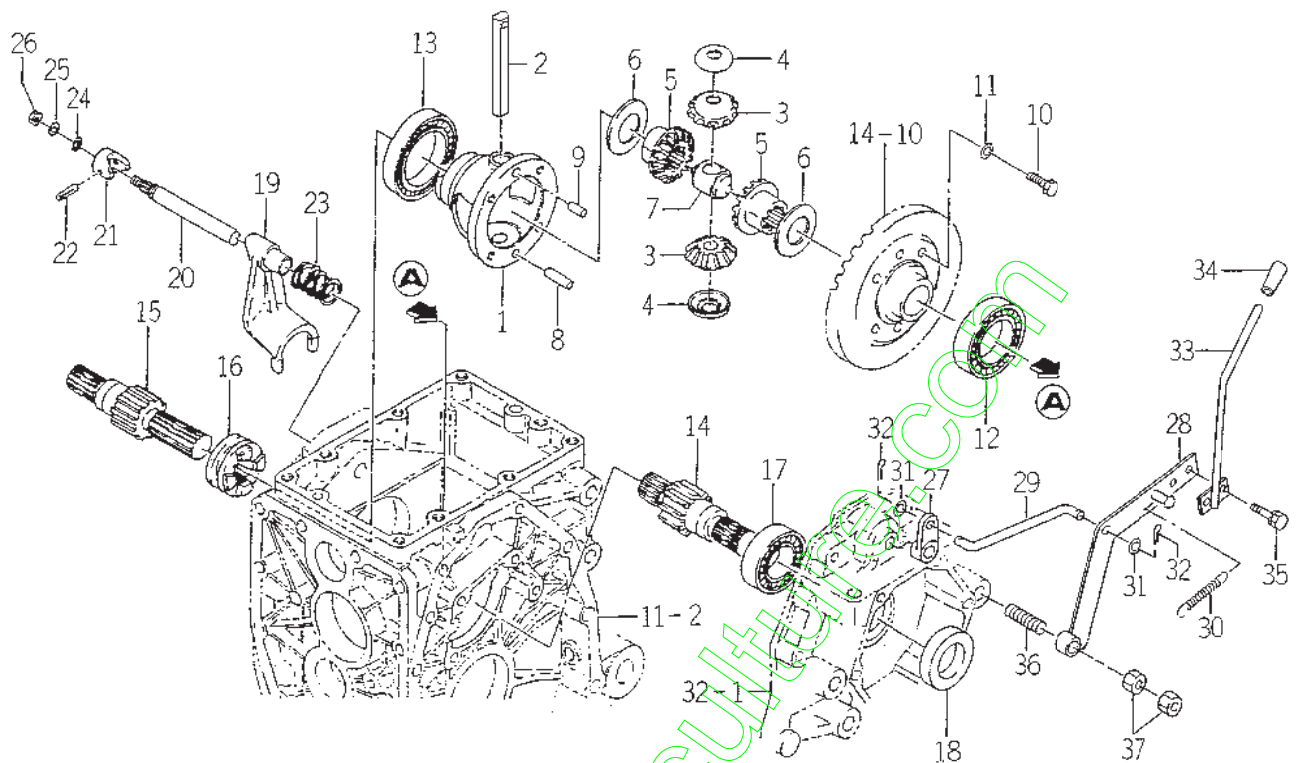
1688-271A

| KEY | PART CODE       | DESCRIPTION          | QTY | TYPE OF MODEL |  | I<br>T<br>C | C<br>O<br>L | G<br>R<br>P | REMARKS |
|-----|-----------------|----------------------|-----|---------------|--|-------------|-------------|-------------|---------|
|     |                 |                      |     | TMG18         |  |             |             |             |         |
| 1   | 1688-271-510-00 | PIVOT/TRUNNION COMP  | 1   | *             |  |             |             |             |         |
| 2   | V201-360-804-50 | BOLT/M8X45/TT        | 1   | *             |  |             |             |             |         |
| 3   | V401-160-008-00 | WASHER,SP/M 8        | 1   | *             |  |             |             |             |         |
| 4   | 1683-271-560-00 | ROD/M08X110 COMP     | 1   | *             |  |             |             |             |         |
| 5   | 1602-242-551-10 | ROD/65               | 1   | *             |  |             |             |             |         |
| 6   | 1560-695-021-00 | JOINT BALL M08RH     | 2   | *             |  |             |             |             |         |
| 7   | 1560-695-022-00 | JOINT BALL M08LH     | 2   | *             |  |             |             |             |         |
| 8   | 1560-132-007-30 | NUT/M8               | 2   | *             |  |             |             |             |         |
| 9   | V401-160-008-00 | WASHER,SP/M 8        | 4   | *             |  |             |             |             |         |
| 10  | V304-260-008-00 | NUT/M 8              | 6   | *             |  |             |             |             |         |
| 11  | 1683-271-500-30 | ARM/NEUTRAL COMP     | 1   | *             |  |             |             |             |         |
| 12  | 1683-271-520-10 | COLLAR/17X21X11 ASSY | 1   | *             |  |             |             |             |         |
| 13  | 3643-420-004-00 | BUSH/15X17X10        | 1   | *             |  |             |             |             |         |
| 14  | 3747-342-002-00 | WASHER               | 1   | *             |  |             |             |             |         |
| 15  | V211-360-801-60 | BOLT,SEMS (SP)       | 2   | *             |  |             |             |             |         |
| 16  | V704-140-015-00 | RING,SNAP/15 C       | 1   | *             |  |             |             |             |         |
| 17  | 1105-410-003-00 | SPRING/HE067         | 1   | *             |  |             |             |             |         |
| 18  | 1688-271-580-00 | ARM COMP             | 1   | *             |  |             |             |             |         |
| 19  | V704-140-015-00 | RING,SNAP/15 C       | 1   | *             |  |             |             |             |         |
| 20  | 1683-271-001-30 | COVER/TRUNNION       | 1   | *             |  |             |             |             |         |
| 21  | V210-360-601-60 | BOLT (SP) /M6X16     | 3   | *             |  |             |             |             |         |





FIG. 31 DIFFERENTIAL GEAR SYSTEM



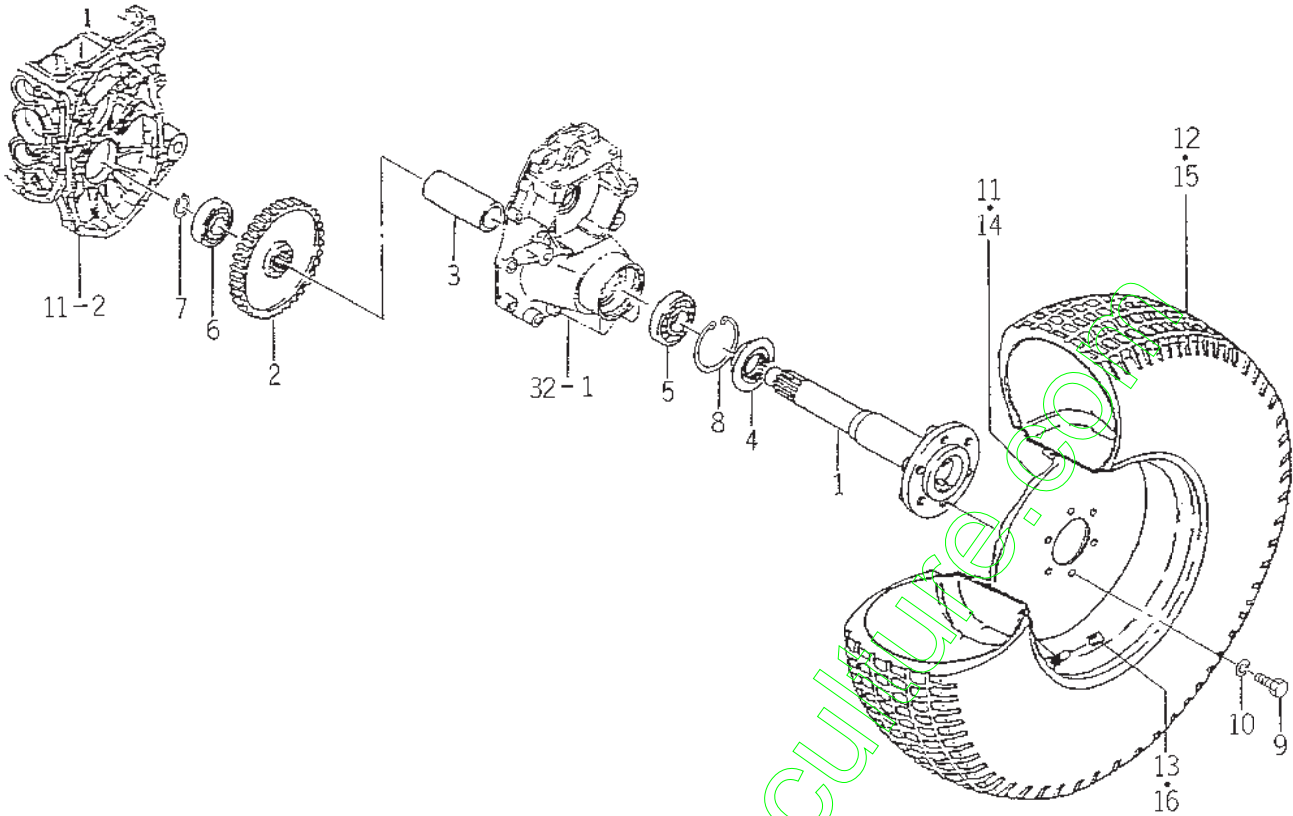
1681-201

| KEY | PART CODE             | DESCRIPTION          | QTY | TYPE OF MODEL |  | I<br>T<br>C | C<br>O<br>L | G<br>R<br>P | REMARKS |
|-----|-----------------------|----------------------|-----|---------------|--|-------------|-------------|-------------|---------|
|     |                       |                      |     | TMG18         |  |             |             |             |         |
| 1   | 1427 - 301 - 002 - 20 | CASE,DIFF            | 1   | *             |  |             |             |             |         |
| 2   | 1444 - 411 - 006 - 00 | SHAFT,DIFF. PINION   | 1   | *             |  |             |             |             |         |
| 3   | 1427 - 301 - 004 - 00 | PINION,DIFF/12T      | 2   | *             |  |             |             |             |         |
| 4   | 1427 - 301 - 005 - 00 | COLLAR,PINION THRUST | 2   | *             |  |             |             |             |         |
| 5   | 1427 - 301 - 006 - 00 | GEAR,DIFF - SIDE/14T | 2   | *             |  |             |             |             |         |
| 6   | 1427 - 301 - 007 - 00 | COLLAR,THRUST        | 2   | *             |  |             |             |             |         |
| 7   | 1427 - 301 - 009 - 00 | HOLDER,PINION SHAFT  | 1   | *             |  |             |             |             |         |
| 8   | 1672 - 301 - 002 - 00 | PIN                  | 1   | *             |  |             |             |             |         |
| 9   | V522 - 100 - 801 - 60 | PIN                  | 1   | *             |  |             |             |             |         |
| 10  | 1544 - 304 - 006 - 10 | BOLT/M8X25           | 4   | *             |  |             |             |             |         |
| 11  | V401 - 160 - 008 - 00 | WASHER,SP/M 8        | 4   | *             |  |             |             |             |         |
| 12  | V600 - 110 - 600 - 90 | BEARING,RB/6009      | 1   | *             |  |             |             |             |         |
| 13  | V600 - 110 - 601 - 00 | BEARING,RB/6010      | 1   | *             |  |             |             |             |         |
| 14  | 1427 - 301 - 011 - 10 | PINION,WHEEL/11.L    | 1   | *             |  |             |             |             |         |
| 15  | 1427 - 301 - 012 - 10 | PINION,WHEEL/11.R    | 1   | *             |  |             |             |             |         |
| 16  | 1427 - 301 - 013 - 10 | CLUTCH,DIFF - LOCK   | 1   | *             |  |             |             |             |         |
| 17  | V600 - 110 - 620 - 60 | BEARING,RB/6206      | 2   | *             |  |             |             |             |         |
| 18  | V744 - 130 - 450 - 80 | SEAL,OIL/TC30458     | 2   | *             |  |             |             |             |         |
| 19  | 1427 - 301 - 014 - 10 | FORK/SHIFT/DIFFLOCK  | 1   | *             |  |             |             |             |         |
| 20  | 1427 - 301 - 015 - 00 | STAY,SHIFTER         | 1   | *             |  |             |             |             |         |
| 21  | 1427 - 301 - 016 - 00 | CAM,DIFF - LOCK      | 1   | *             |  |             |             |             |         |
| 22  | V530 - 240 - 502 - 40 | PIN/SLITTED          | 1   | *             |  |             |             |             |         |
| 23  | 1427 - 301 - 018 - 00 | SPRING,PRESS/40      | 1   | *             |  |             |             |             |         |
| 24  | V720 - 102 - 401 - 00 | O - RING/P10A        | 1   | *             |  |             |             |             |         |
| 25  | V401 - 160 - 010 - 00 | WASHER,SP/M10        | 1   | *             |  |             |             |             |         |





FIG. 33 WHEEL SHAFT AND REAR WHEEL (TURF) SYSTEM



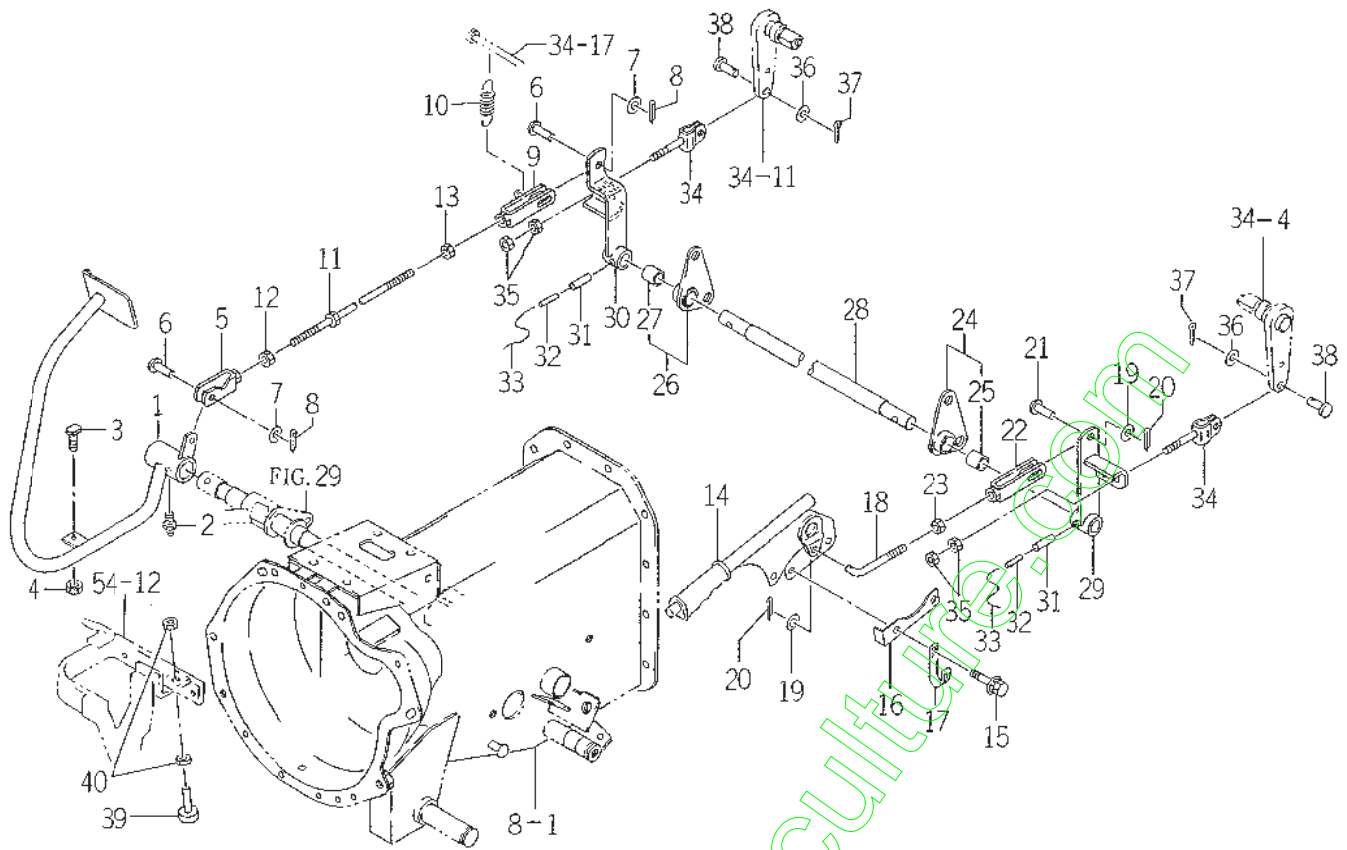
1606-303A

| KEY | PART CODE             | DESCRIPTION          | QTY | TYPE OF MODEL |  | I<br>T<br>C | C<br>O<br>L | G<br>R<br>P | REMARKS |
|-----|-----------------------|----------------------|-----|---------------|--|-------------|-------------|-------------|---------|
|     |                       |                      |     | TMG18         |  |             |             |             |         |
| 1   | 1682 - 307 - 001 - 10 | SHAFT/WHEEL          | 2   | *             |  |             |             |             |         |
| 2   | 1427 - 307 - 002 - 10 | GEAR,WHEEL/58        | 2   | *             |  |             |             |             |         |
| 3   | 1427 - 307 - 003 - 00 | PIPE/123             | 2   | *             |  |             |             |             |         |
| 4   | 1491 - 307 - 201 - 00 | SEAL,OIL/QLF488011.5 | 2   | *             |  |             |             |             |         |
| 5   | V600 - 110 - 630 - 60 | BEARING,RB/6306      | 2   | *             |  |             |             |             |         |
| 6   | V600 - 110 - 620 - 80 | BEARING,RB/6206      | 2   | *             |  |             |             |             |         |
| 7   | V704 - 140 - 030 - 00 | RING,SNAP/30 C       | 2   | *             |  |             |             |             |         |
| 8   | V707 - 140 - 080 - 00 | RING/SNAP            | 2   | *             |  |             |             |             |         |
| 9   | V201 - 361 - 202 - 50 | BOLT/M12X25          | 12  | *             |  |             |             |             |         |
| 10  | V401 - 160 - 012 - 00 | WASHER,SP/M12        | 12  | *             |  |             |             |             |         |
| 11  | 1434 - 317 - 290 - 01 | WHEEL/15X10LB COMP   | 1   | *             |  |             | 6G          |             |         |
| 12  | 1434 - 317 - 281 - 00 | TIRE,TURF29X12.00X15 | 1   | *             |  |             |             |             |         |
| 13  | V999 - 200 - 003 - 00 | CAP,TIRE VALVE       | 1   | *             |  |             |             |             |         |
| 14  | 1434 - 317 - 290 - 01 | WHEEL/15X10LB COMP   | 1   | *             |  |             | 6G          |             |         |
| 15  | 1434 - 317 - 281 - 00 | TIRE,TURF29X12.00X15 | 1   | *             |  |             |             |             |         |
| 16  | V999 - 200 - 003 - 00 | CAP,TIRE VALVE       | 1   | *             |  |             |             |             |         |





FIG. 35 BRAKE SYSTEM

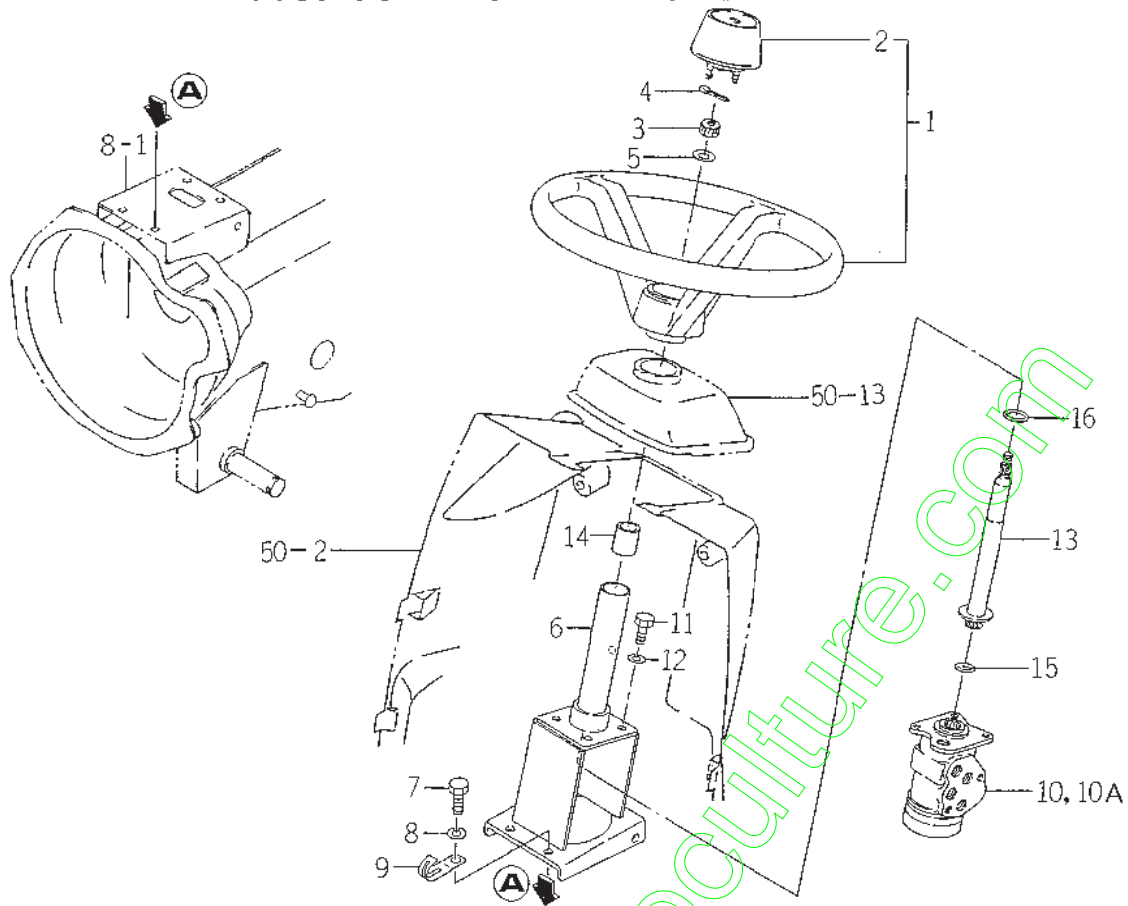


1688-312

| KEY | PART CODE             | DESCRIPTION          | QTY | TYPE OF MODEL |  | I<br>T<br>C | C<br>O<br>L | G<br>R<br>P | REMARKS |
|-----|-----------------------|----------------------|-----|---------------|--|-------------|-------------|-------------|---------|
|     |                       |                      |     | TMG18         |  |             |             |             |         |
| 1   | 1688 - 312 - 510 - 20 | PEDAL/BRAKE COMP     | 1   | *             |  |             |             |             |         |
| 2   | V763 - 150 - 000 - 00 | NIPPLE,GREASE/PT1/8  | 1   | *             |  |             |             |             |         |
| 3   | 1688 - 312 - 001 - 00 | BOLT/ADJUST          | 1   | *             |  |             |             |             |         |
| 4   | V304 - 260 - 008 - 00 | NUT/M 8              | 1   | *             |  |             |             |             |         |
| 5   | 1415 - 312 - 500 - 00 | YOKE,LH              | 1   | *             |  |             |             |             |         |
| 6   | 1404 - 312 - 006 - 00 | PIN,YOKE A           | 2   | *             |  |             |             |             |         |
| 7   | V411 - 260 - 008 - 00 | WASHER,PL/M 8        | 2   | *             |  |             |             |             |         |
| 8   | V500 - 162 - 002 - 00 | PIN,SPLIT/2 X20      | 2   | *             |  |             |             |             |         |
| 9   | 1683 - 312 - 580 - 00 | FORK/BRAKE COMP      | 1   | *             |  |             |             |             |         |
| 10  | 1560 - 404 - 002 - 30 | SPRING               | 1   | *             |  |             |             |             |         |
| 11  | 1683 - 312 - 570 - 00 | ROD/BRAKE COMP       | 1   | *             |  |             |             |             |         |
| 12  | 1560 - 132 - 007 - 30 | NUT/M8               | 1   | *             |  |             |             |             |         |
| 13  | V304 - 260 - 008 - 00 | NUT/M 8              | 1   | *             |  |             |             |             |         |
| 14  | 1682 - 312 - 260 - 00 | LEVER/PARKING COMP   | 1   | *             |  |             |             |             |         |
| 15  | V211 - 360 - 802 - 50 | BOLT,SEMS            | 2   | *             |  |             |             |             |         |
| 16  | 1683 - 312 - 002 - 00 | STOPPER/PARKING      | 1   | *             |  |             |             |             |         |
| 17  | 1425 - 621 - 004 - 00 | CLAMP,HARNESS        | 1   | *             |  |             |             |             |         |
| 18  | 1683 - 312 - 003 - 00 | ROD/80               | 1   | *             |  |             |             |             |         |
| 19  | V411 - 260 - 008 - 00 | WASHER,PL/M 8        | 2   | *             |  |             |             |             |         |
| 20  | V500 - 162 - 002 - 00 | PIN,SPLIT/2 X20      | 2   | *             |  |             |             |             |         |
| 21  | 1404 - 312 - 006 - 00 | PIN,YOKE A           | 1   | *             |  |             |             |             |         |
| 22  | 1510 - 328 - 260 - 00 | YOKE COMP            | 1   | *             |  |             |             |             |         |
| 23  | V304 - 260 - 008 - 00 | NUT/M 8              | 1   | *             |  |             |             |             |         |
| 24  | 1682 - 312 - 300 - 00 | HOLDER/SHAFT/LH ASSY | 1   | *             |  |             |             |             |         |
| 25  | 3668 - 612 - 001 - 00 | BUSH                 | 1   | *             |  |             |             |             |         |



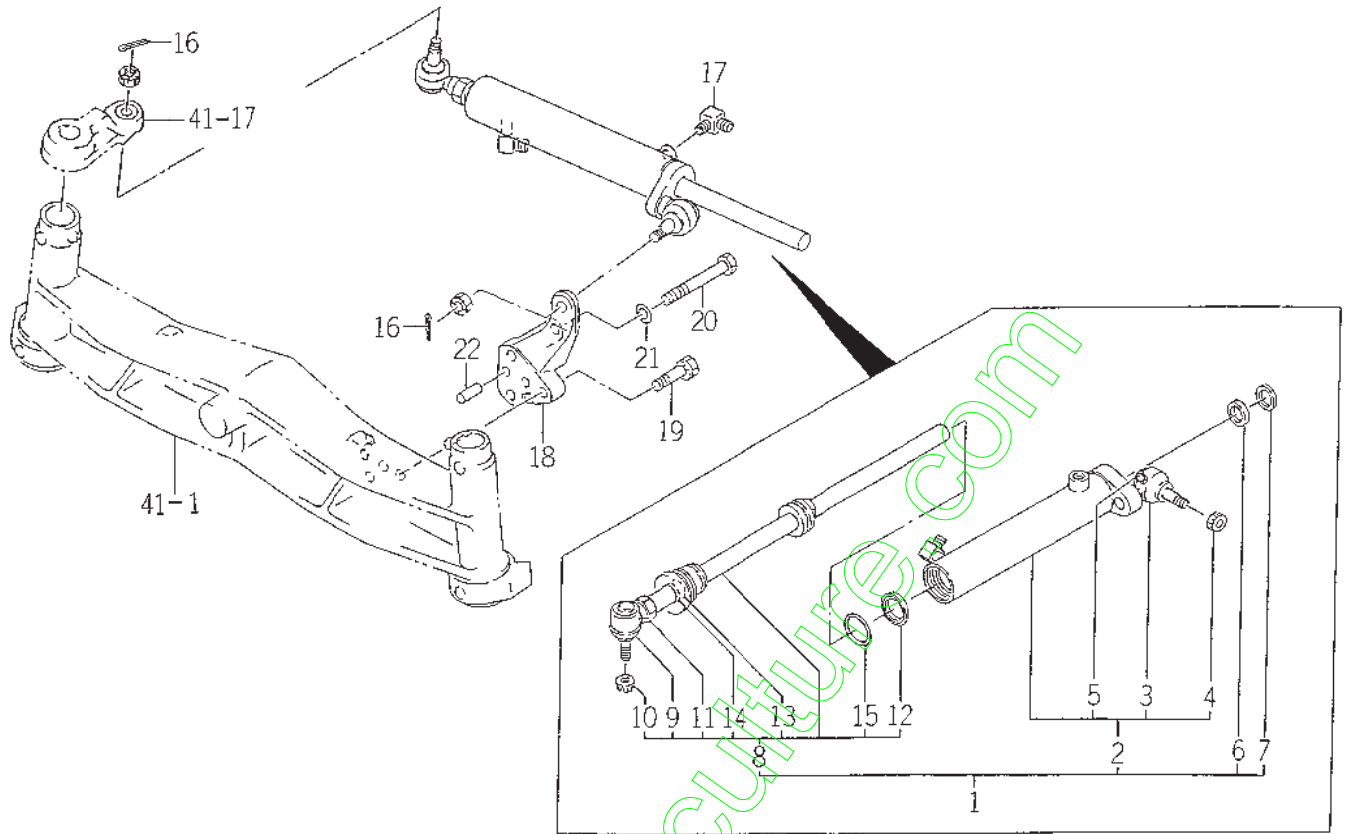
FIG. 36 STEERING SYSTEM



FE13-401

| KEY | PART CODE             | DESCRIPTION          | QTY | TYPE OF MODEL |            | I<br>T<br>C | C<br>O<br>L | G<br>R<br>P | REMARKS |
|-----|-----------------------|----------------------|-----|---------------|------------|-------------|-------------|-------------|---------|
|     |                       |                      |     | TMG18         |            |             |             |             |         |
| 1   | 1656 - 401 - 220 - 00 | WHEEL/STEERING ASSY  | 1   | *             |            |             |             |             |         |
| 2   | 1656 - 401 - 222 - 00 | CAP                  | 1   | *             |            |             |             |             |         |
| 3   | V328 - 262 - 110 - 00 | NUT                  | 1   | *             |            |             |             |             |         |
| 4   | V500 - 162 - 002 - 00 | PIN,SPLIT/2 X20      | 1   | *             |            |             |             |             |         |
| 5   | V411 - 260 - 010 - 00 | WASHER/M10           | 1   | *             |            |             |             |             |         |
| 6   | 1682 - 407 - 200 - 10 | BASE/STEERING COMP   | 1   | *             |            |             |             |             |         |
| 7   | V203 - 361 - 002 - 00 | BOLT/M10X1.25X20     | 4   | *             |            |             |             |             |         |
| 8   | V401 - 160 - 010 - 00 | WASHER,SP/M10        | 4   | *             |            |             |             |             |         |
| 9   | 3737 - 172 - 011 - 00 | CLAMP,HARNESS        | 2   | *             |            |             |             |             |         |
| 10  | 1672 - 407 - 220 - 00 | CONTROLLER/STEERING  | 1   |               | 1-<br>-200 |             |             |             |         |
| 10A | 1682 - 407 - 220 - 00 | CONTROLLER/STEERING  | 1   |               | 201-       |             |             |             |         |
| 11  | V203 - 261 - 002 - 00 | BOLT/M10X20          | 3   | *             |            |             |             |             |         |
| 12  | V401 - 160 - 010 - 00 | WASHER,SP/M10        | 3   | *             |            |             |             |             |         |
| 13  | 1682 - 407 - 210 - 10 | SHAFT/STEERING/ COMP | 1   | *             |            |             |             |             |         |
| 14  | 1426 - 406 - 203 - 00 | BUSH,COLUMN          | 1   | *             |            |             |             |             |         |
| 15  | V720 - 102 - 402 - 00 | O - RING/P20         | 1   | *             |            |             |             |             |         |
| 16  | V720 - 103 - 503 - 60 | O - RING/P36         | 1   | *             |            |             |             |             |         |

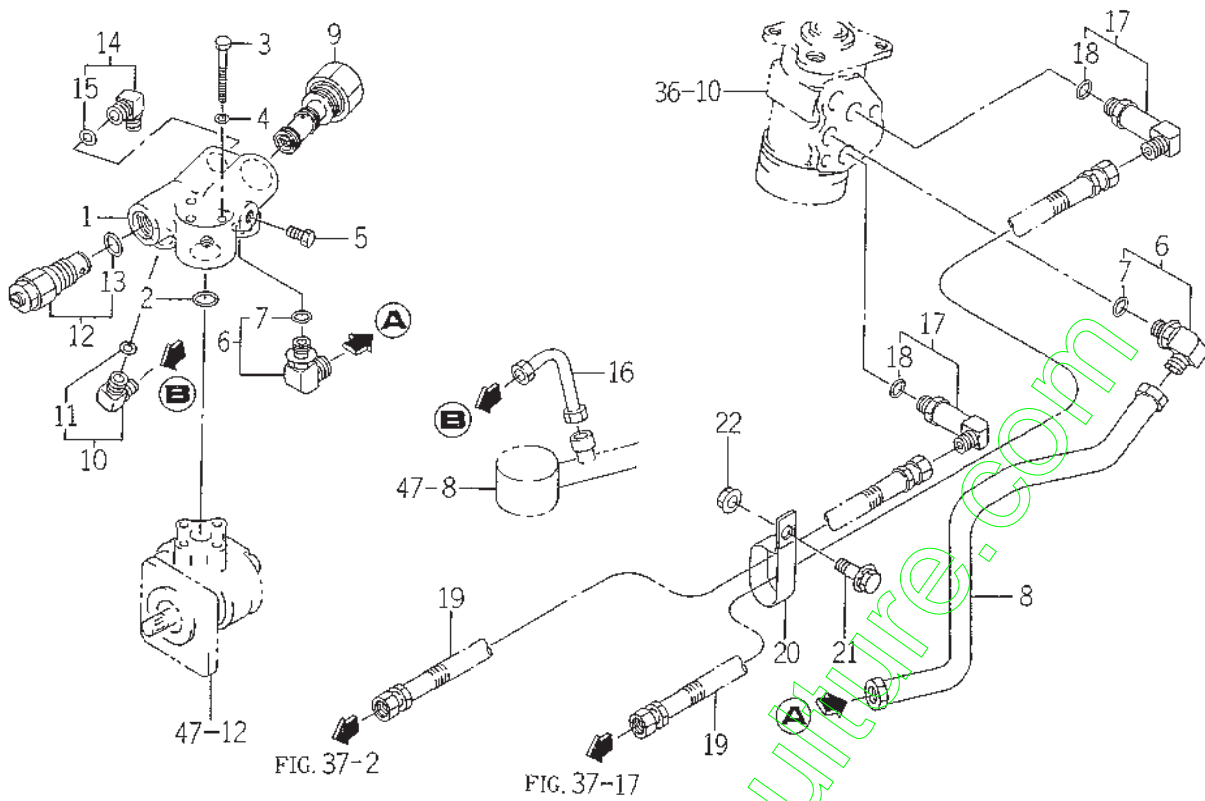
FIG. 37 CYLINDER SYSTEM



1682-003

| KEY | PART CODE             | DESCRIPTION          | QTY | TYPE OF MODEL |  | I<br>T<br>C | C<br>O<br>L | G<br>R<br>P | REMARKS |
|-----|-----------------------|----------------------|-----|---------------|--|-------------|-------------|-------------|---------|
|     |                       |                      |     | TMC18         |  |             |             |             |         |
| 1   | 1682 - 403 - 200 - 30 | CYLINDER/TIEROD ASSY | 1   | *             |  |             |             |             |         |
| 2   | 1682 - 403 - 220 - 30 | CYLINDER COMP        | 1   | *             |  |             |             |             |         |
| 3   | 1404 - 402 - 001 - 00 | COVER,DUST           | 1   | *             |  |             |             |             |         |
| 4   | 1404 - 402 - 002 - 00 | NUT,SLOTTED          | 1   | *             |  |             |             |             |         |
| 5   | 1427 - 433 - 241 - 00 | NIPPLE,GREASE/PT1/4  | 1   | *             |  |             |             |             |         |
| 6   | K185 - 031 - 302 - 00 | SEAL/ROD             | 1   | *             |  |             |             |             |         |
| 7   | K185 - 031 - 303 - 00 | SEAL/DUST            | 1   | *             |  |             |             |             |         |
| 8   | 1682 - 403 - 250 - 20 | ROD/PISTON ASSY      | 1   | *             |  |             |             |             |         |
| 9   | 1404 - 402 - 001 - 00 | COVER,DUST           | 1   | *             |  |             |             |             |         |
| 10  | 1404 - 402 - 002 - 00 | NUT,SLOTTED          | 1   | *             |  |             |             |             |         |
| 11  | 1427 - 433 - 241 - 00 | NIPPLE,GREASE/PT1/4  | 1   | *             |  |             |             |             |         |
| 12  | 1672 - 403 - 003 - 00 | PACKING/PISTON       | 1   | *             |  |             |             |             |         |
| 13  | K185 - 031 - 302 - 00 | SEAL/ROD             | 1   | *             |  |             |             |             |         |
| 14  | K185 - 031 - 303 - 00 | SEAL/DUST            | 1   | *             |  |             |             |             |         |
| 15  | V720 - 113 - 502 - 90 | RING/O               | 1   | *             |  |             |             |             |         |
| 16  | V500 - 162 - 002 - 50 | PIN,SPLIT/2 X25      | 2   | *             |  |             |             |             |         |
| 17  | 3768 - 185 - 022 - 10 | ADAPTER (90° /PUMP)  | 2   | *             |  |             |             |             |         |
| 18  | 1682 - 403 - 001 - 30 | STAY/CYLINDER        | 1   | *             |  |             |             |             |         |
| 19  | V211 - 561 - 003 - 50 | BOLT/S               | 2   | *             |  |             |             |             |         |
| 20  | V201 - 361 - 008 - 50 | BOLT                 | 1   | *             |  |             |             |             |         |
| 21  | V401 - 160 - 010 - 00 | WASHER,SP/M10        | 1   | *             |  |             |             |             |         |
| 22  | V523 - 101 - 002 - 40 | PIN                  | 2   | *             |  |             |             |             |         |

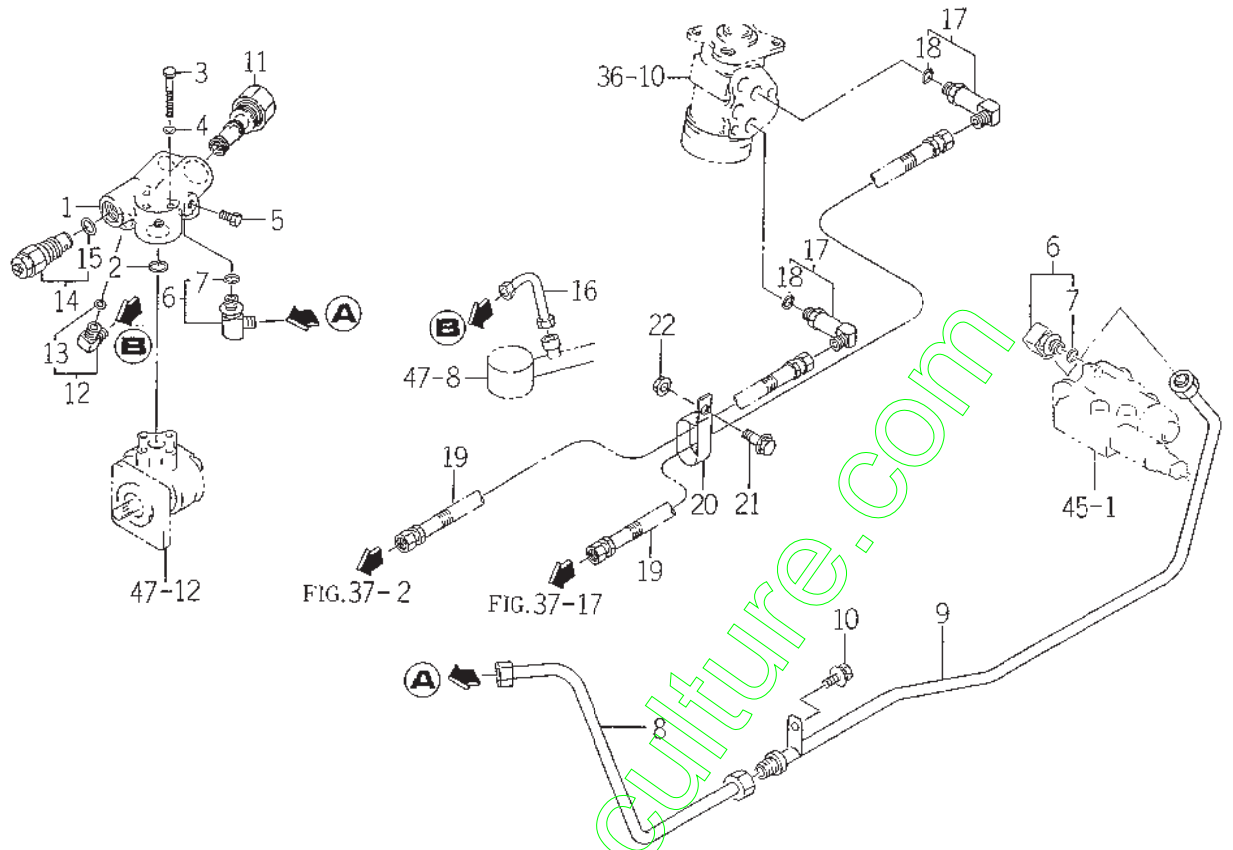
FIG. 38 PIPING SYSTEM (EXCEPT S TYPE)



1688-408

| KEY | PART CODE             | DESCRIPTION          | QTY | TYPE OF MODEL |  | I<br>T<br>C | C<br>O<br>L | G<br>R<br>P | REMARKS |
|-----|-----------------------|----------------------|-----|---------------|--|-------------|-------------|-------------|---------|
|     |                       |                      |     | TMG18         |  |             |             |             |         |
| 1   | 1688 - 408 - 001 - 00 | METAL/U              | 1   | *             |  |             |             |             |         |
| 2   | V720 - 112 - 402 - 00 | O - RING/P20         | 1   | *             |  |             |             |             |         |
| 3   | V200 - 260 - 605 - 50 | BOLT/M 6X55          | 3   | *             |  |             |             |             |         |
| 4   | V401 - 160 - 006 - 00 | WASHER,SP/M 6        | 3   | *             |  |             |             |             |         |
| 5   | 1326 - 706 - 002 - 10 | PLUG,DRAIN           | 2   | *             |  |             |             |             |         |
| 6   | 1672 - 408 - 210 - 00 | ADAPTER/L/PF1/4 ASSY | 2   | *             |  |             |             |             |         |
| 7   | V720 - 112 - 401 - 10 | RING/O               | 2   | *             |  |             |             |             |         |
| 8   | 1672 - 408 - 200 - 00 | PIPE/U COMP          | 1   | *             |  |             |             |             |         |
| 9   | K233 - 003 - 000 - 00 | VALVE/FLOCON ASSY    | 1   | *             |  |             |             |             | FIG 078 |
| 10  | 1683 - 273 - 640 - 00 | ADAPTER/L/PF3/8 ASSY | 1   | *             |  |             |             |             |         |
| 11  | V720 - 112 - 401 - 40 | O - RING/P14         | 1   | *             |  |             |             |             |         |
| 12  | K250 - 018 - 000 - 00 | VALVE, RELIEF ASSY   | 1   | *             |  |             |             |             |         |
| 13  | V720 - 112 - 402 - 00 | O - RING/P20         | 1   | *             |  |             |             |             |         |
| 14  | P117 - 501 - 250 - 00 | ELBOW ASSY           | 1   | 1-<br>-131    |  |             |             |             |         |
| 15  | V720 - 112 - 401 - 40 | O - RING/P14         | 1   | 1-<br>-131    |  |             |             |             |         |
| 16  | 1688 - 408 - 200 - 10 | PIPE/RELIEF COMP     | 1   | *             |  |             |             |             |         |
| 17  | P113 - 211 - 330 - 00 | ELBOW/90° /L ASSY    | 2   | *             |  |             |             |             |         |
| 18  | V720 - 112 - 401 - 10 | RING/O               | 2   | *             |  |             |             |             |         |
| 19  | 1682 - 408 - 220 - 00 | HOSE/DERIVERY ASSY   | 2   | *             |  |             |             |             |         |
| 20  | 1444 - 101 - 016 - 10 | CLAMP,RADIATOR HOSE  | 1   | *             |  |             |             |             |         |
| 21  | V211 - 360 - 802 - 00 | BOLT (SP) M8X20      | 1   | *             |  |             |             |             |         |
| 22  | V362 - 260 - 008 - 00 | NUT/WASHER           | 1   | *             |  |             |             |             |         |

FIG. 39 PIPING SYSTEM (S TYPE)



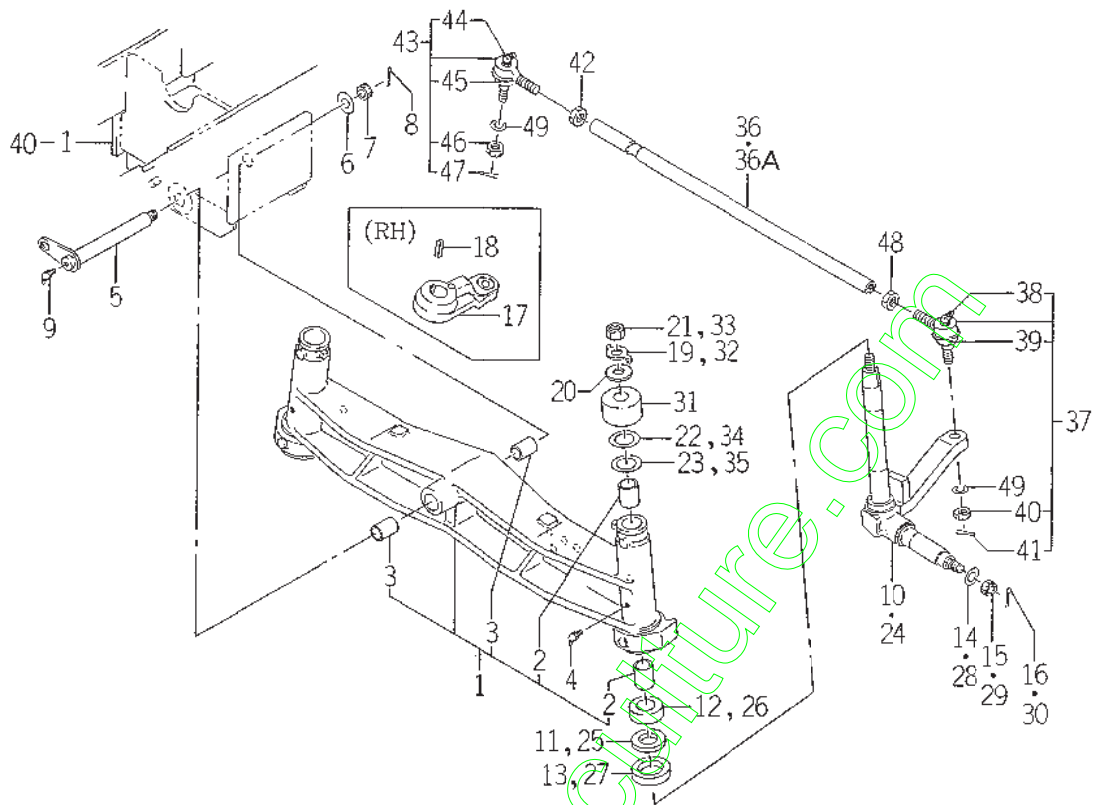
1688-408A

| KEY | PART CODE       | DESCRIPTION          | QTY | TYPE OF MODEL |  | I<br>T<br>C | C<br>O<br>L | G<br>R<br>P | REMARKS |
|-----|-----------------|----------------------|-----|---------------|--|-------------|-------------|-------------|---------|
|     |                 |                      |     | TMG18         |  |             |             |             |         |
| 1   | 1688-408-001-00 | METAL/U              | 1   | *             |  |             |             |             |         |
| 2   | V720-112-402-00 | O-RING/P20           | 1   | *             |  |             |             |             |         |
| 3   | V200-260-605-50 | BOLT/M 6X55          | 3   | *             |  |             |             |             |         |
| 4   | V401-160-006-00 | WASHER,SP/M 6        | 3   | *             |  |             |             |             |         |
| 5   | 1326-706-002-10 | PLUG, DRAIN          | 2   | *             |  |             |             |             |         |
| 6   | 1672-408-210-00 | ADAPTER/L/PF1/4 ASSY | 2   | *             |  |             |             |             |         |
| 7   | V720-112-401-10 | RING/O               | 2   | *             |  |             |             |             |         |
| 8   | 1688-408-210-00 | PIPE/VALVE/F COMP    | 1   | *             |  |             |             |             |         |
| 9   | 1688-408-220-00 | PIPE/VALVE/R COMP    | 1   | *             |  |             |             |             |         |
| 10  | V211-360-801-60 | BOLT, SEMS (SP)      | 1   | *             |  |             |             |             |         |
| 11  | K233-006-000-00 | VALVE/FLOCON ASSY    | 1   | *             |  |             |             |             | FIG 079 |
| 12  | 1683-273-640-00 | ADAPTER/L/PF3/8 ASSY | 1   | *             |  |             |             |             |         |
| 13  | V720-112-401-40 | O-RING/P14           | 1   | *             |  |             |             |             |         |
| 14  | K250-018-000-00 | VALVE, RELIEF ASSY   | 1   | *             |  |             |             |             |         |
| 15  | V720-112-402-00 | O-RING/P20           | 1   | *             |  |             |             |             |         |
| 15  | 1688-408-200-10 | PIPE/RELIEF COMP     | 1   | *             |  |             |             |             |         |
| 17  | P113-211-330-00 | ELBOW/90° /L ASSY    | 2   | *             |  |             |             |             |         |
| 18  | V720-112-401-10 | RING/O               | 2   | *             |  |             |             |             |         |
| 19  | 1682-408-220-00 | HOSE/DERIVERY ASSY   | 2   | *             |  |             |             |             |         |
| 20  | 1444-101-016-10 | CLAMP, RADIATOR HOSE | 1   | *             |  |             |             |             |         |
| 21  | V211-360-802-00 | BOLT (SP) M8X20      | 1   | *             |  |             |             |             |         |
| 22  | V362-260-008-00 | NUT/WASHER           | 1   | *             |  |             |             |             |         |





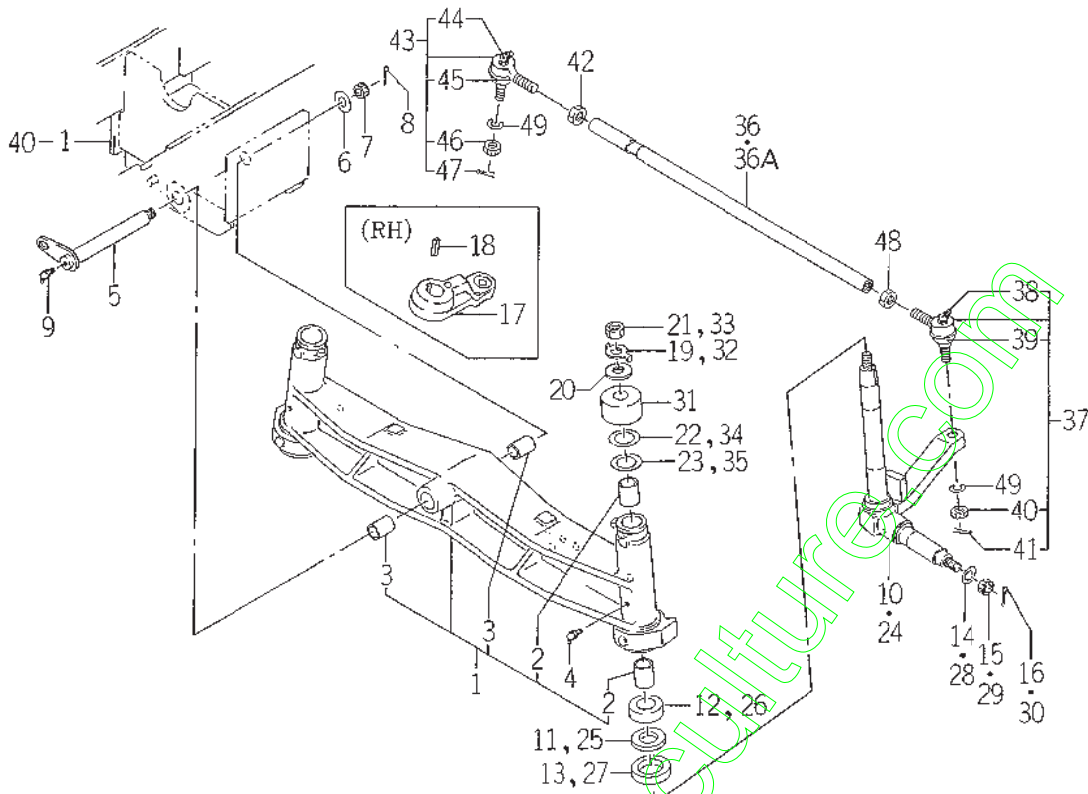
FIG. 41 2WD AXLE SYSTEM



1688-433

| KEY | PART CODE             | DESCRIPTION          | QTY | TYPE OF MODEL |  | I<br>T<br>C | C<br>O<br>L | G<br>R<br>P | REMARKS |
|-----|-----------------------|----------------------|-----|---------------|--|-------------|-------------|-------------|---------|
|     |                       |                      |     | TMG18         |  |             |             |             |         |
| 1   | 1688 - 433 - 240 - 00 | AXLE/2WD ASSY        | 1   | *             |  |             |             |             |         |
| 2   | 1411 - 401 - 001 - 00 | BUSH/25X29X30        | 4   | *             |  |             |             |             |         |
| 3   | 1427 - 401 - 001 - 00 | BUSH/20X24X30        | 2   | *             |  |             |             |             |         |
| 4   | V760 - 150 - 000 - 00 | NIPPLE,GREASE        | 2   | *             |  |             |             |             |         |
| 5   | 1688 - 433 - 200 - 00 | PIN/PIVOT COMP       | 1   | *             |  |             |             |             |         |
| 6   | 1427 - 431 - 003 - 00 | WASHER/13X32X3       | 1   | *             |  |             |             |             |         |
| 7   | V327 - 262 - 112 - 00 | NUT,CASTTLE/M12X1.25 | 1   | *             |  |             |             |             |         |
| 8   | V500 - 163 - 002 - 50 | PIN,SPLIT/3 X25      | 1   | *             |  |             |             |             |         |
| 9   | V763 - 150 - 000 - 00 | NIPPLE,GREASE/PT1/8  | 1   | *             |  |             |             |             |         |
| 10  | 1688 - 433 - 220 - 10 | SPINDLE/RH COMP      | 1   | *             |  |             |             |             |         |
| 11  | 1419 - 403 - 001 - 00 | COLLAR/25X42X4       | 1   | *             |  |             |             |             |         |
| 12  | 1681 - 434 - 001 - 00 | BEARING/BALL/THRUST  | 1   | *             |  |             |             |             |         |
| 13  | 1682 - 434 - 033 - 00 | SEAL/OIL             | 1   | *             |  |             |             |             |         |
| 14  | 3621 - 702 - 003 - 00 | WASHER,PULLEY        | 1   | *             |  |             |             |             |         |
| 15  | V328 - 262 - 112 - 00 | NUT/M12X1.25         | 1   | *             |  |             |             |             |         |
| 16  | V500 - 163 - 002 - 50 | PIN,SPLIT/3 X25      | 1   | *             |  |             |             |             |         |
| 17  | 1688 - 433 - 003 - 00 | ARM/KNUCKLE/RH       | 1   | *             |  |             |             |             |         |
| 18  | 1326 - 708 - 005 - 00 | KEY,ROTARY TOP SHAFT | 1   | *             |  |             |             |             |         |
| 19  | 1421 - 403 - 007 - 00 | WASHER,LOCK/M12      | 1   | *             |  |             |             |             |         |
| 20  | 1421 - 403 - 008 - 00 | WASHER/13X35X5       | 1   | *             |  |             |             |             |         |
| 21  | V304 - 260 - 012 - 00 | NUT/M12              | 1   | *             |  |             |             |             |         |
| 22  | 1421 - 951 - 006 - 00 | SHIM,A/0.5           | 2   | *             |  |             |             |             |         |
| 23  | 1421 - 951 - 007 - 00 | SHIM,A/1.0           | 2   | *             |  |             |             |             |         |
| 24  | 1688 - 433 - 230 - 10 | SPINDLE/LH COMP      | 1   | *             |  |             |             |             |         |
| 25  | 1419 - 403 - 001 - 00 | COLLAR/25X42X4       | 1   | *             |  |             |             |             |         |

FIG. 41 2WD AXLE SYSTEM



1688-433

| KEY | PART CODE       | DESCRIPTION         | QTY | TYPE OF MODEL |  | I<br>T<br>C | C<br>O<br>L | G<br>R<br>P | REMARKS |
|-----|-----------------|---------------------|-----|---------------|--|-------------|-------------|-------------|---------|
|     |                 |                     |     | TMG18         |  |             |             |             |         |
| 26  | 1681-434-001-00 | BEARING/BALL/THRUST | 1   | *             |  |             |             |             |         |
| 27  | 1682-434-033-00 | SEAL/OIL            | 1   | *             |  |             |             |             |         |
| 28  | 3621-702-003-00 | WASHER,PULLEY       | 1   | *             |  |             |             |             |         |
| 29  | V328-262-112-00 | NUT/M12X1.25        | 1   | *             |  |             |             |             |         |
| 30  | V500-163-002-50 | PIN,SPLIT/3 X25     | 1   | *             |  |             |             |             |         |
| 31  | 1688-433-002-00 | HUB/KUCKLE          | 1   | *             |  |             |             |             |         |
| 32  | 1421-403-007-00 | WASHER,LOCK/M12     | 1   | *             |  |             |             |             |         |
| 33  | V304-260-012-00 | NUT/M12             | 1   | *             |  |             |             |             |         |
| 34  | 1421-951-006-00 | SHIM,A/0.5          | 2   | *             |  |             |             |             |         |
| 35  | 1421-951-007-00 | SHIM,A/1.0          | 2   | *             |  |             |             |             |         |
| 36  | 1688-433-211-00 | ROD/TIE             | 1   | 1-131         |  |             |             |             |         |
| 36A | 1688-433-211-10 | ROD/TIE             | 1   | 132-          |  | 1           |             |             |         |
| 37  | 1427-433-240-10 | JOINT/BALL/LH ASSY  | 1   | *             |  |             |             |             |         |
| 38  | 1404-402-005-00 | NIPPLE,GREASE       | 1   | *             |  |             |             |             |         |
| 39  | 1427-433-025-00 | COVER,DUST          | 1   | *             |  |             |             |             |         |
| 40  | V327-262-110-00 | NUT/M10X1.25        | 1   | *             |  |             |             |             |         |
| 41  | V500-162-502-50 | PIN,SPLIT/2.5X25    | 1   | *             |  |             |             |             |         |
| 42  | 1427-433-023-00 | NUT/LH THREAD       | 1   | *             |  |             |             |             |         |
| 43  | 1427-433-250-10 | JOINT/BALL/RH ASSY  | 1   | *             |  |             |             |             |         |
| 44  | 1404-402-005-00 | NIPPLE,GREASE       | 1   | *             |  |             |             |             |         |
| 45  | 1427-433-025-00 | COVER,DUST          | 1   | *             |  |             |             |             |         |
| 46  | V327-262-110-00 | NUT/M10X1.25        | 1   | *             |  |             |             |             |         |
| 47  | V500-162-502-50 | PIN,SPLIT/2.5X25    | 1   | *             |  |             |             |             |         |
| 48  | 1427-433-022-00 | NUT/M12             | 1   | *             |  |             |             |             |         |
| 49  | V401-160-010-00 | WASHER,SP/M10       | 2   | *             |  |             |             |             |         |

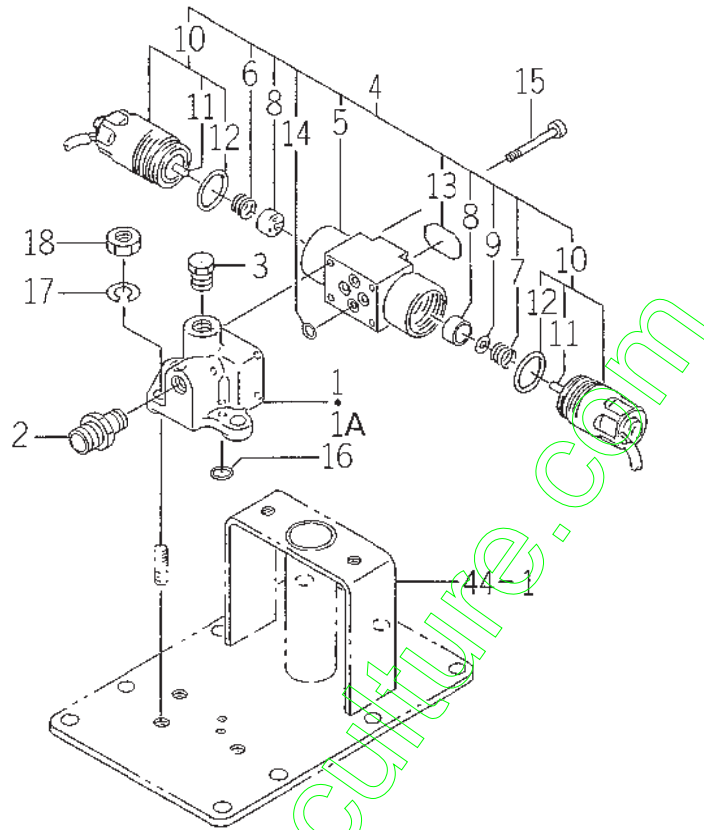








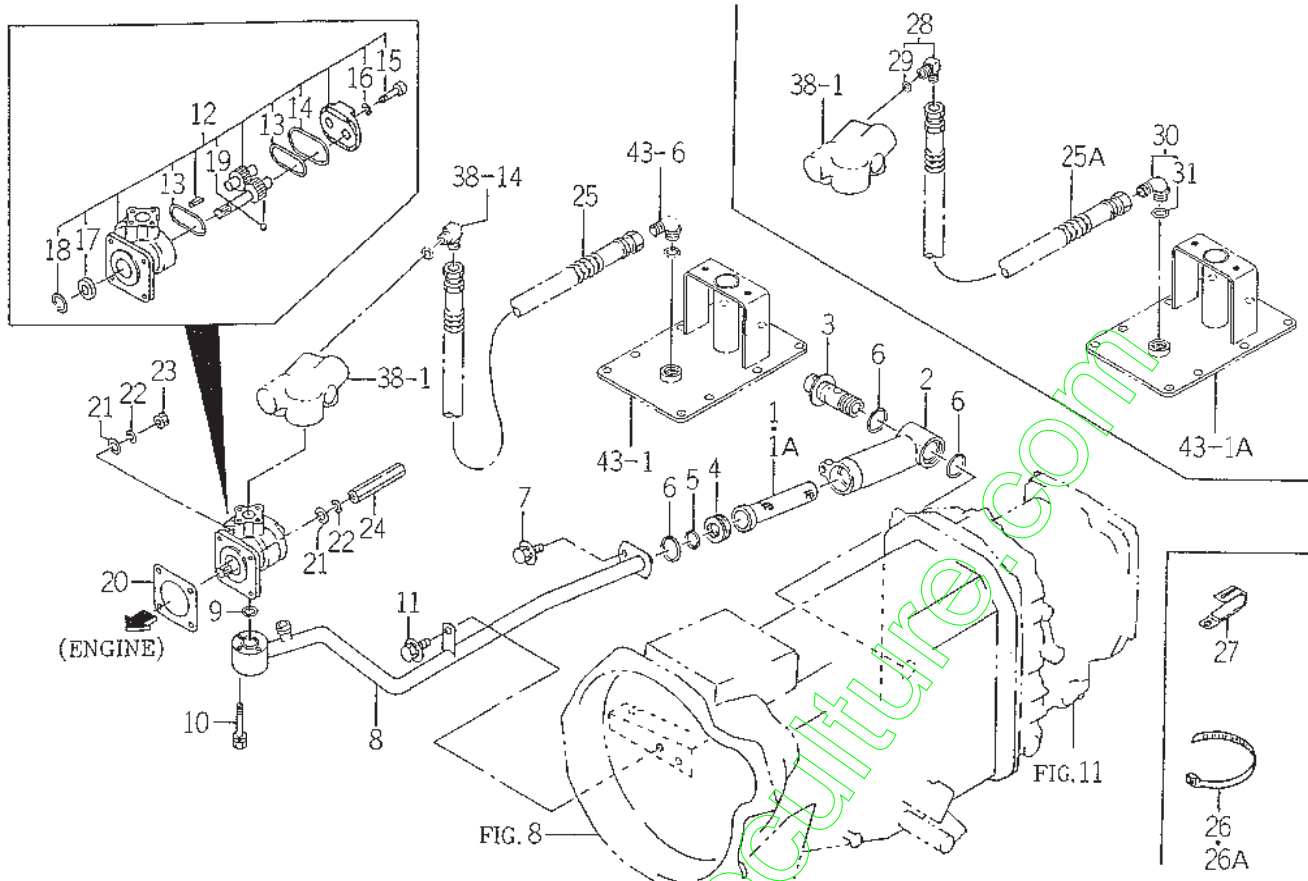
FIG. 46 STACK VALVE SYSTEM (V TYPE)



1688-507

| KEY | PART CODE             | DESCRIPTION           | QTY | TYPE OF MODEL |  | I<br>T<br>C | C<br>O<br>L | G<br>R<br>P | REMARKS |
|-----|-----------------------|-----------------------|-----|---------------|--|-------------|-------------|-------------|---------|
|     |                       |                       |     | TMG18         |  |             |             |             |         |
| 1   | 1688 - 507 - 001 - 00 | METAL                 | 1   | 1-            |  |             |             |             |         |
| 1A  | 1688 - 507 - 001 - 10 | METAL                 | 1   | -131          |  | 3           |             |             |         |
| 2   | 2142 - 420 - 008 - 00 | ADAPTER / 1/4, 3/8    | 1   | 1-            |  |             |             |             |         |
| 3   | 7955 - 201 - 026 - 00 | PLUG, DRAIN (1/4)     | 1   | *             |  |             |             |             |         |
| 4   | K273 - 005 - 000 - 00 | VALVE / SOLENOID ASSY | 1   | *             |  |             |             |             |         |
| 5   | K273 - 005 - 100 - 00 | VALVE SET             | 1   | *             |  |             |             |             |         |
| 6   | K270 - 001 - 003 - 10 | SPRING / HC012        | 1   | *             |  |             |             |             |         |
| 7   | K273 - 002 - 003 - 00 | SPRING / HC012/2      | 1   | *             |  |             |             |             |         |
| 8   | K270 - 001 - 004 - 00 | PLATE / SPRING        | 2   | *             |  |             |             |             |         |
| 9   | V411 - 260 - 006 - 00 | WASHER / M6           | 1   | *             |  |             |             |             |         |
| 10  | K270 - 001 - 200 - 00 | SOLENOID SET          | 2   | *             |  |             |             |             |         |
| 11  | K270 - 001 - 201 - 00 | ROD                   | 2   | *             |  |             |             |             |         |
| 12  | V723 - 112 - 002 - 90 | RING / O              | 2   | *             |  |             |             |             |         |
| 13  | K273 - 005 - 002 - 00 | LABEL / PQB           | 1   | *             |  |             |             |             |         |
| 14  | V720 - 111 - 900 - 70 | O - RING / P 7        | 4   | *             |  |             |             |             |         |
| 15  | V220 - 540 - 504 - 50 | SCREW / SOCKET        | 4   | *             |  |             |             |             |         |
| 16  | V720 - 101 - 900 - 50 | O - RING / P 5        | 2   | *             |  |             |             |             |         |
| 17  | V401 - 160 - 008 - 00 | WASHER, SP / M 8      | 3   | *             |  |             |             |             |         |
| 18  | V304 - 260 - 008 - 00 | NUT / M 8             | 3   | *             |  |             |             |             |         |

FIG. 47 MAIN PIPING SYSTEM



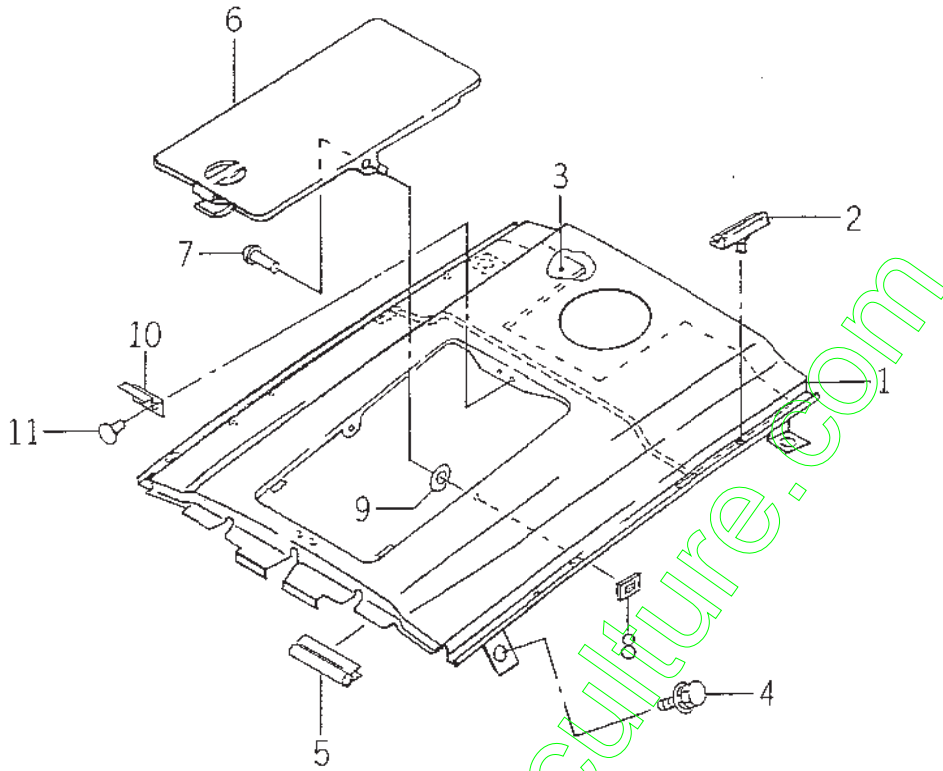
1656-502

| KEY | PART CODE             | DESCRIPTION       | QTY | TYPE OF MODEL |  | I<br>T<br>C | C<br>O<br>L | G<br>R<br>P | REMARKS |
|-----|-----------------------|-------------------|-----|---------------|--|-------------|-------------|-------------|---------|
|     |                       |                   |     | TMG18         |  |             |             |             |         |
| 1   | 1434 - 503 - 320 - 10 | FILTER            | 1   | 1-200         |  |             |             |             |         |
| 1A  | 1682 - 508 - 300 - 00 | FILTER COMP       | 1   | 201-          |  |             |             |             |         |
| 2   | 1434 - 503 - 004 - 10 | CASE,OIL FILTER   | 1   | *             |  |             |             |             |         |
| 3   | 1434 - 503 - 330 - 00 | BOLT,SET COMP     | 1   | *             |  |             |             |             |         |
| 4   | 1682 - 508 - 002 - 00 | SPACER            | 1   | *             |  |             |             |             |         |
| 5   | V720 - 102 - 402 - 10 | O - RING/P21      | 1   | *             |  |             |             |             |         |
| 6   | V720 - 103 - 502 - 80 | O - RING/P28      | 3   | *             |  |             |             |             |         |
| 7   | V211 - 360 - 801 - 60 | BOLT,SEMS (SP)    | 1   | *             |  |             |             |             |         |
| 8   | 1688 - 508 - 200 - 00 | PIPE/SUCTION COMP | 1   | *             |  |             |             |             |         |
| 9   | V720 - 112 - 402 - 00 | O - RING/P20      | 1   | *             |  |             |             |             |         |
| 10  | V210 - 260 - 604 - 50 | BOLT,SEMS/M64X45  | 2   | *             |  |             |             |             |         |
| 11  | V211 - 360 - 801 - 60 | BOLT,SEMS (SP)    | 1   | *             |  |             |             |             |         |
| 12  | 1672 - 508 - 270 - 10 | PUMP/GEAR ASSY    | 1   | *             |  |             |             |             |         |
| 13  | 1672 - 508 - 262 - 00 | GASKET            | 2   | *             |  |             |             |             |         |
| 14  | 1672 - 508 - 263 - 00 | GASKET            | 1   | *             |  |             |             |             |         |
| 15  | V220 - 540 - 802 - 50 | SCREW/SOCKET      | 4   | *             |  |             |             |             |         |
| 16  | 1672 - 508 - 264 - 00 | WASHER            | 4   | *             |  |             |             |             |         |
| 17  | V744 - 114 - 280 - 70 | SEAL,OIL          | 1   | *             |  |             |             |             |         |
| 18  | V705 - 140 - 028 - 00 | RING,SNAP/28 C    | 1   | *             |  |             |             |             |         |
| 19  | V682 - 200 - 001 - 00 | BALL              | 2   | *             |  |             |             |             |         |
| 20  | 1404 - 503 - 006 - 00 | PACKING,OIL PUMP  | 1   | *             |  |             |             |             |         |
| 21  | V411 - 260 - 008 - 00 | WASHER,PL/M 8     | 4   | *             |  |             |             |             |         |
| 22  | V401 - 160 - 008 - 00 | WASHER,SP/M 8     | 4   | *             |  |             |             |             |         |
| 23  | V304 - 260 - 008 - 00 | NUT/M 8           | 2   | *             |  |             |             |             |         |
| 24  | 1560 - 515 - 004 - 40 | NUT/M8            | 2   | *             |  |             |             |             |         |





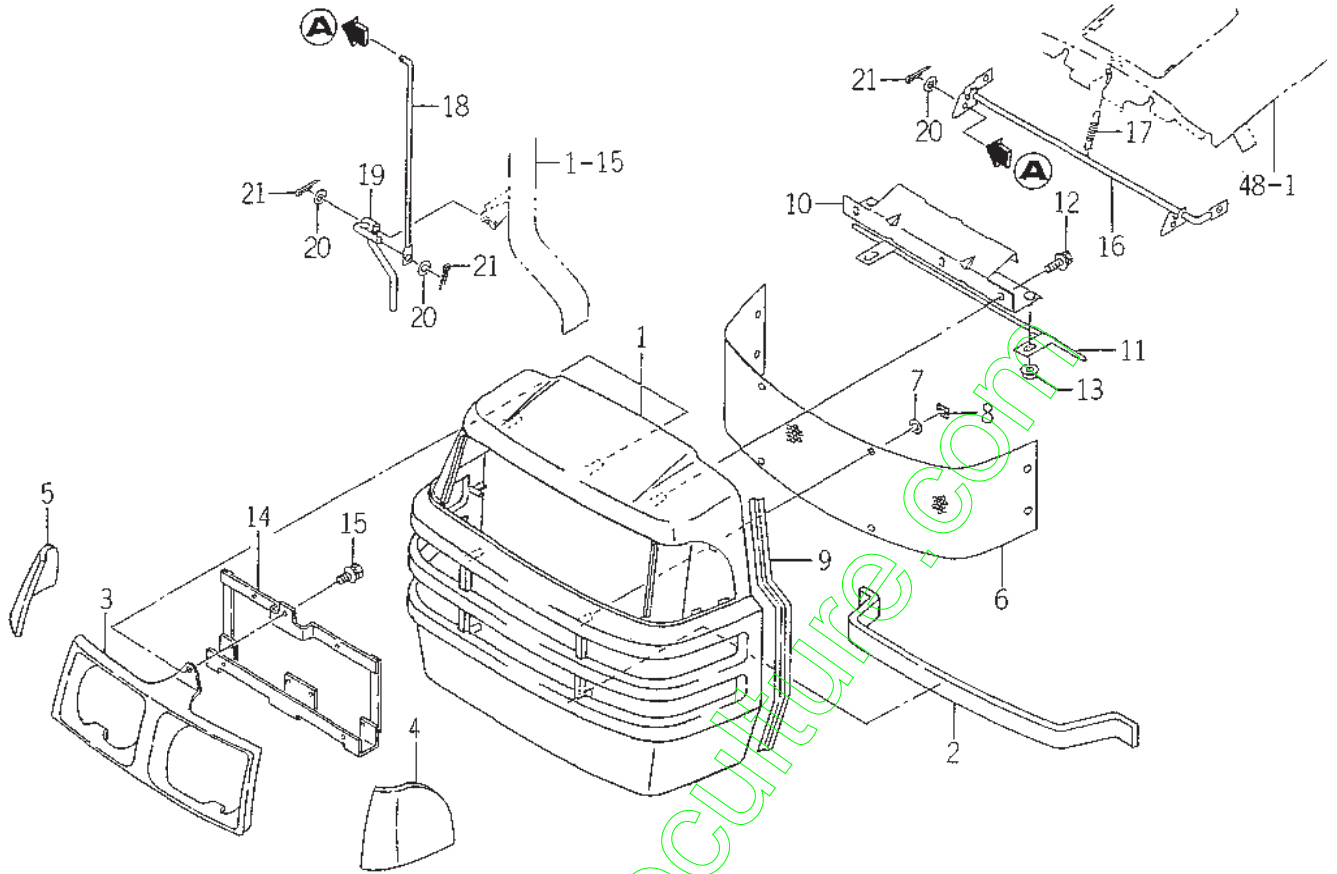
FIG. 48 HOOD SYSTEM



1683-601

| KEY | PART CODE             | DESCRIPTION        | QTY | TYPE OF MODEL |  | I<br>T<br>C | C<br>O<br>L | G<br>R<br>P | REMARKS |
|-----|-----------------------|--------------------|-----|---------------|--|-------------|-------------|-------------|---------|
|     |                       |                    |     | TMG18         |  |             |             |             |         |
| 1   | 1683 - 601 - 200 - 10 | HOOD COMP          | 1   | *             |  |             | 4G          |             |         |
| 2   | 1560 - 602 - 001 - 40 | INSULATOR          | 4   | *             |  |             |             |             |         |
| 3   | 1683 - 601 - 002 - 00 | INSULATOR/20X40X36 | 1   | *             |  |             |             |             |         |
| 4   | V211 - 360 - 801 - 60 | BOLT,SEMS (SP)     | 4   | *             |  |             |             |             |         |
| 5   | 1675 - 601 - 003 - 00 | TRIM/70            | 2   | *             |  |             |             |             |         |
| 6   | 1683 - 601 - 001 - 00 | COVER/HOOD         | 1   | *             |  |             | 4G          |             |         |
| 7   | V290 - 106 - 001 - 20 | RIVET              | 2   | *             |  |             |             |             |         |
| 8   | V350 - 160 - 006 - 00 | NUT,SPEED/P6       | 2   | *             |  |             |             |             |         |
| 9   | 1560 - 601 - 017 - 00 | WASHER/6X14X2      | 2   | *             |  |             |             |             |         |
| 10  | 1560 - 601 - 014 - 30 | SPRING             | 1   | *             |  |             |             |             |         |
| 11  | W296 - 134 - 007 - 00 | RIVET,BLIND        | 2   | *             |  |             |             |             |         |

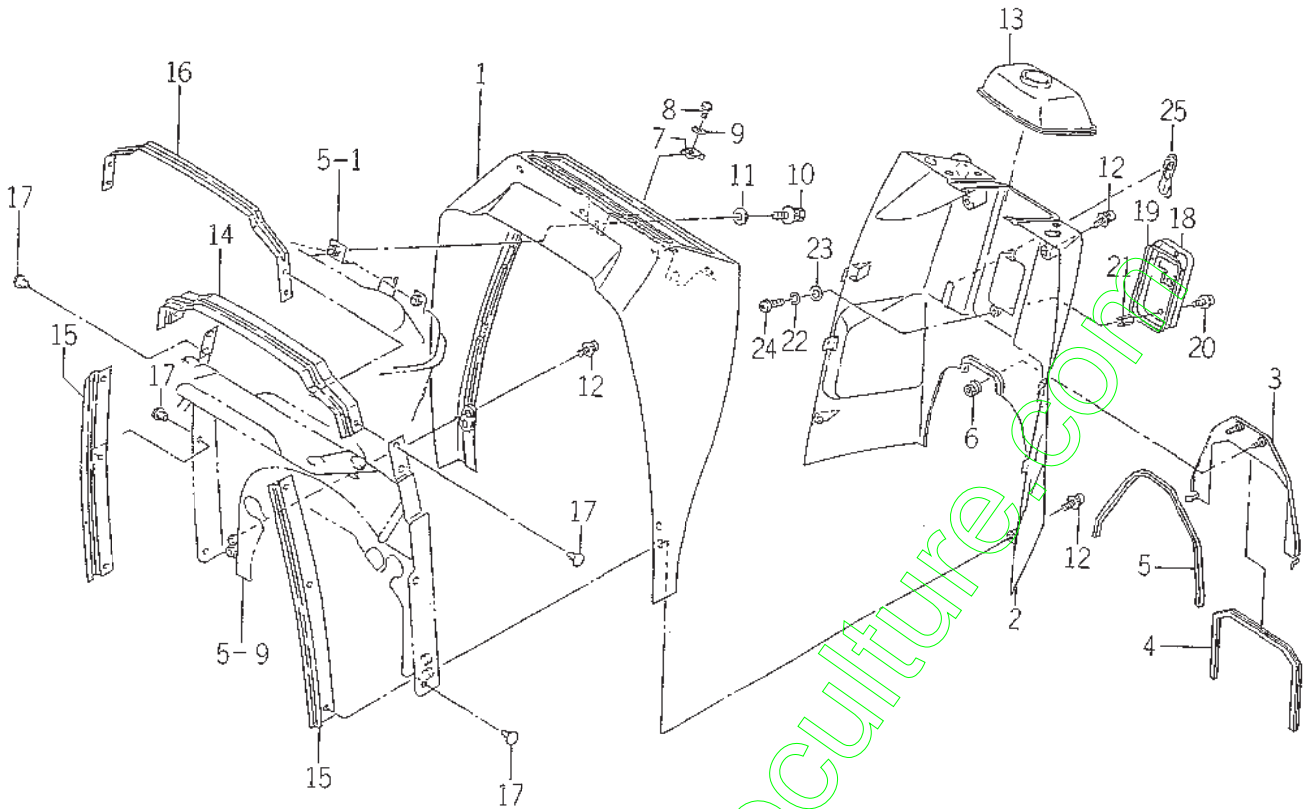
FIG. 49 GRILLE SYSTEM



1683-602

| KEY | PART CODE             | DESCRIPTION       | QTY | TYPE OF MODEL |  | I<br>T<br>C | C<br>O<br>L | G<br>R<br>P | REMARKS |
|-----|-----------------------|-------------------|-----|---------------|--|-------------|-------------|-------------|---------|
|     |                       |                   |     | TMG18         |  |             |             |             |         |
| 1   | 1675 - 602 - 003 - 00 | GRILLE            | 1   | *             |  |             |             |             |         |
| 2   | 1683 - 602 - 002 - 00 | INSULATOR/575     | 1   | *             |  |             |             |             |         |
| 3   | 1683 - 602 - 001 - 00 | HOOD/LAMP         | 1   | *             |  |             |             |             |         |
| 4   | 1675 - 602 - 004 - 00 | MOLDING/GRILLE/LH | 1   | *             |  |             |             |             |         |
| 5   | 1675 - 602 - 005 - 00 | MOLDING/GRILLE/RH | 1   | *             |  |             |             |             |         |
| 6   | 1683 - 602 - 003 - 00 | NET/GRILLE        | 1   | *             |  |             |             |             |         |
| 7   | 1444 - 601 - 015 - 00 | WASHER/6X14X3     | 8   | *             |  |             |             |             |         |
| 8   | V350 - 160 - 006 - 00 | NUT,SPEED/P6      | 8   | *             |  |             |             |             |         |
| 9   | 1675 - 602 - 007 - 00 | TRIM/420          | 2   | *             |  |             |             |             |         |
| 10  | 1672 - 602 - 210 - 00 | PLATE/GRILLE COMP | 1   | *             |  |             |             |             |         |
| 11  | 1672 - 602 - 240 - 00 | PIN COMP          | 1   | *             |  |             |             |             |         |
| 12  | V210 - 360 - 601 - 60 | BOLT (SP) /M6X16  | 3   | *             |  |             |             |             |         |
| 13  | V363 - 260 - 008 - 00 | NUT,LOCK/M8       | 2   | *             |  |             |             |             |         |
| 14  | 1683 - 602 - 220 - 00 | BRACKET/LAMP COMP | 1   | *             |  |             |             |             |         |
| 15  | V210 - 360 - 601 - 60 | BOLT (SP) /M6X16  | 3   | *             |  |             |             |             |         |
| 16  | 1672 - 602 - 230 - 00 | PLATE/LOCK COMP   | 1   | *             |  |             |             |             |         |
| 17  | 1414 - 312 - 002 - 00 | SPRING,TENSION/53 | 1   | *             |  |             |             |             |         |
| 18  | 1672 - 602 - 002 - 00 | ROD               | 1   | *             |  |             |             |             |         |
| 19  | 1672 - 602 - 250 - 10 | LEVER COMP        | 1   | *             |  |             |             |             |         |
| 20  | V411 - 260 - 008 - 00 | WASHER,PL/M 8     | 3   | *             |  |             |             |             |         |
| 21  | V500 - 162 - 002 - 00 | PIN,SPLIT/2 X20   | 3   | *             |  |             |             |             |         |

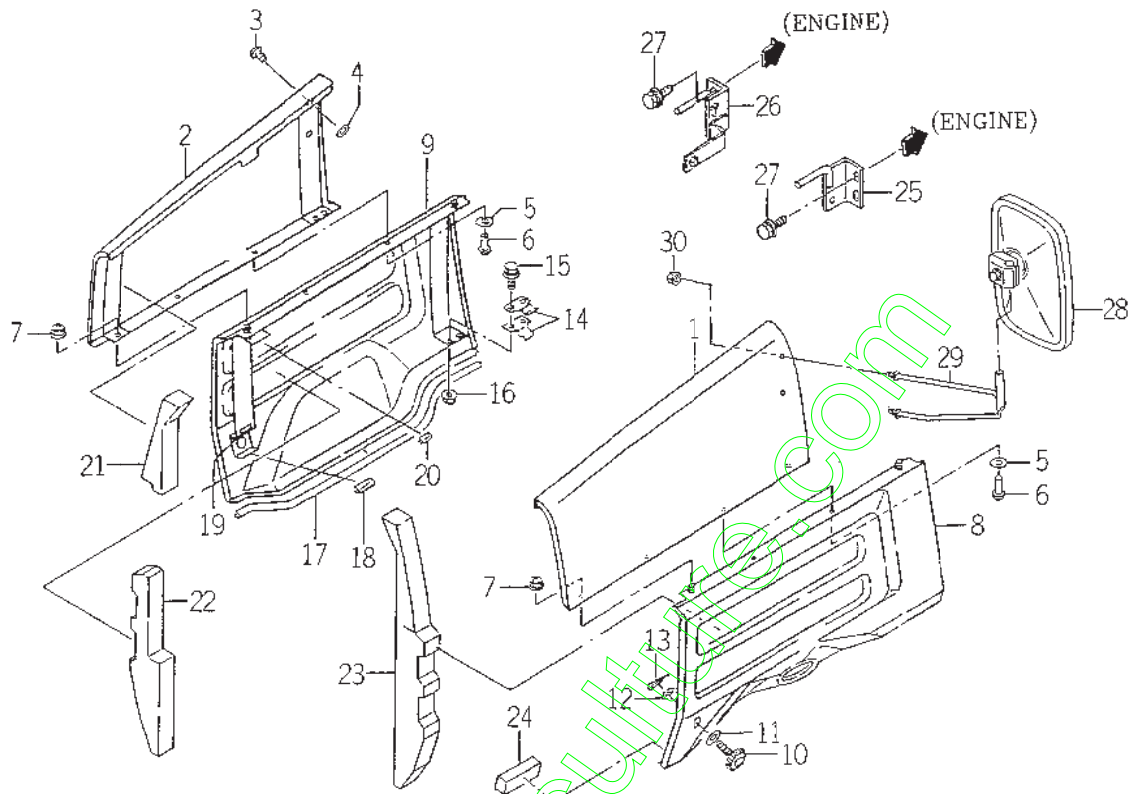
FIG. 50 DASH COVER SYSTEM



1683-EDGM

| KEY | PART CODE             | DESCRIPTION          | QTY | TYPE OF MODEL |  | I<br>T<br>C | C<br>O<br>L | G<br>R<br>P | REMARKS |
|-----|-----------------------|----------------------|-----|---------------|--|-------------|-------------|-------------|---------|
|     |                       |                      |     | TMG18         |  |             |             |             |         |
| 1   | 1614 - 603 - 051 - 00 | COVER/DUSH/F         | 1   | *             |  |             |             |             |         |
| 2   | 1614 - 603 - 052 - 00 | COVER/DUSH/R         | 1   | *             |  |             |             |             |         |
| 3   | 1683 - 603 - 510 - 00 | COVER/DUSH/REAR COMP | 1   | *             |  |             |             |             |         |
| 4   | 1683 - 603 - 052 - 00 | TRIM/490             | 1   | *             |  |             |             |             |         |
| 5   | 1682 - 603 - 006 - 00 | TRIM/570             | 1   | *             |  |             |             |             |         |
| 6   | V350 - 160 - 006 - 00 | NUT,SPEED/P6         | 2   | *             |  |             |             |             |         |
| 7   | 1614 - 603 - 018 - 00 | NUT/SPRING           | 2   | *             |  |             |             |             |         |
| 8   | 1560 - 401 - 004 - 40 | BOLT/M5X16           | 2   | *             |  |             |             |             |         |
| 9   | V411 - 260 - 006 - 00 | WASHER / M6          | 2   | *             |  |             |             |             |         |
| 10  | V211 - 360 - 801 - 60 | BOLT SEMS (SP)       | 2   | *             |  |             |             |             |         |
| 11  | 4101 - 102 - 038 - 00 | WASHER/24X9X3.2      | 2   | *             |  |             |             |             |         |
| 12  | V120 - 376 - 002 - 00 | SCREW/SP             | 6   | *             |  |             |             |             |         |
| 13  | 1612 - 603 - 002 - 00 | BOOT/STEERING        | 1   | *             |  |             |             |             |         |
| 14  | 1614 - 603 - 201 - 10 | INSULATOR            | 1   | *             |  |             |             |             |         |
| 15  | 1672 - 603 - 006 - 00 | INSULATOR            | 2   | *             |  |             |             |             |         |
| 16  | 1614 - 603 - 008 - 00 | STAY/INSULATOR       | 1   | *             |  |             |             |             |         |
| 17  | 1527 - 604 - 002 - 00 | CLIP (B)             | 8   | *             |  |             |             |             |         |
| 18  | 1672 - 603 - 200 - 00 | BRACKET/FUSE COMP    | 1   | *             |  |             |             |             |         |
| 19  | 1672 - 603 - 005 - 00 | TRIM/350             | 1   | *             |  |             |             |             |         |
| 20  | V120 - 376 - 001 - 20 | SCREW/SP             | 2   | *             |  |             |             |             |         |
| 21  | 1672 - 603 - 007 - 00 | NUT/M6X15            | 2   | *             |  |             |             |             |         |
| 22  | V401 - 160 - 006 - 00 | WASHER,SP/M 6        | 2   | *             |  |             |             |             |         |
| 23  | V411 - 260 - 006 - 00 | WASHER / M6          | 2   | *             |  |             |             |             |         |
| 24  | V111 - 166 - 001 - 20 | SCREW/M6X12          | 2   | *             |  |             |             |             |         |
| 25  | 1612 - 603 - 005 - 00 | CAP/PARKING          | 1   | *             |  |             |             |             |         |

FIG. 51 SIDE COVER AND MIRROR SYSTEM

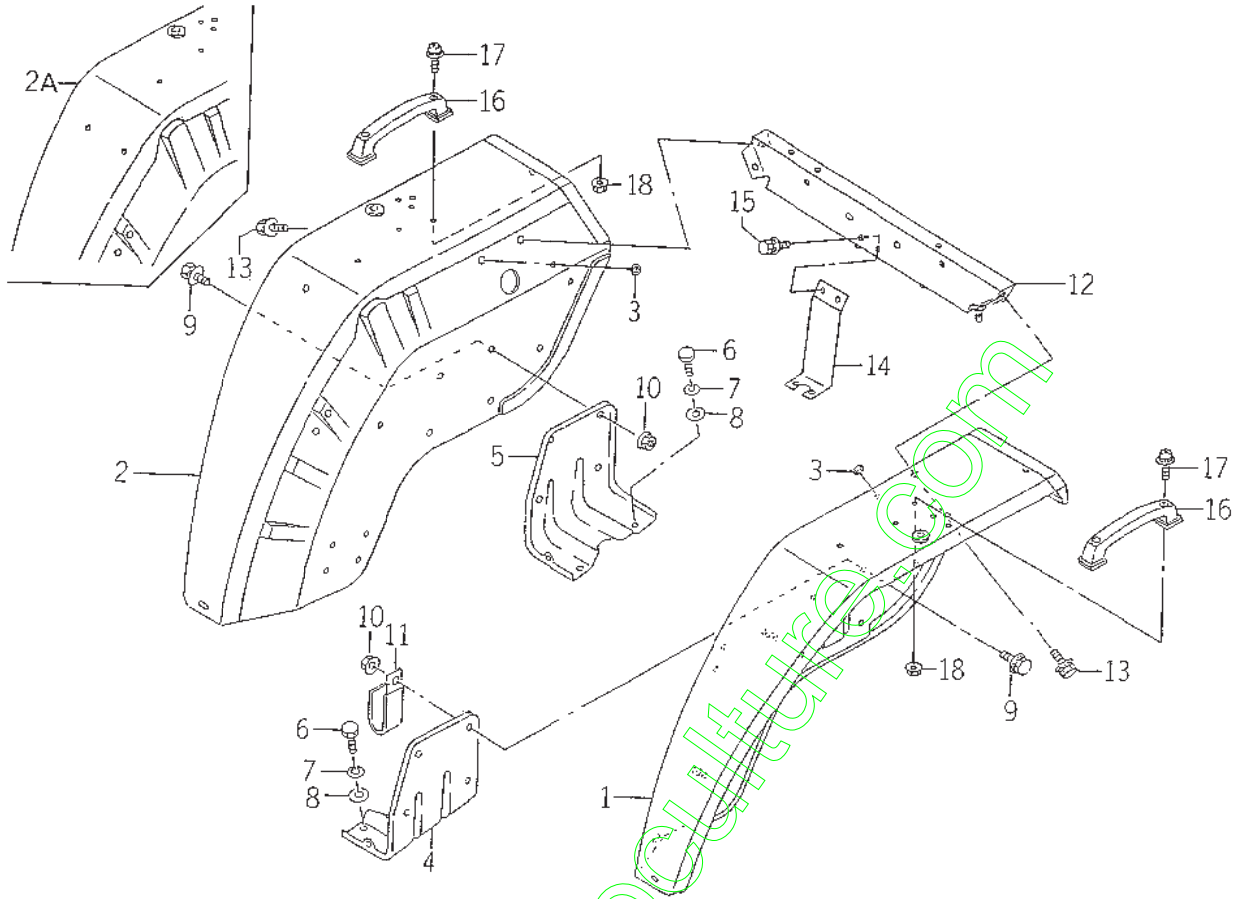


1683-604

| KEY | PART CODE             | DESCRIPTION         | QTY | TYPE OF MODEL |  | I<br>T<br>C | C<br>O<br>L | G<br>R<br>P | REMARKS |
|-----|-----------------------|---------------------|-----|---------------|--|-------------|-------------|-------------|---------|
|     |                       |                     |     | TMC18         |  |             |             |             |         |
| 1   | 1683 - 604 - 240 - 10 | COVER/SIDE/LH COMP  | 1   | *             |  |             | 4G          |             |         |
| 2   | 1683 - 604 - 250 - 10 | COVER/SIDE/RH COMP  | 1   | *             |  |             | 4G          |             |         |
| 3   | 1527 - 604 - 002 - 00 | CLIP (B)            | 2   | *             |  |             |             |             |         |
| 4   | V411 - 260 - 008 - 00 | WASHER,PL/M 8       | 2   | *             |  |             |             |             |         |
| 5   | 1480 - 604 - 204 - 00 | WASHER              | 12  | *             |  |             |             |             |         |
| 6   | W296 - 134 - 007 - 00 | RIVET,BLIND         | 6   | *             |  |             |             |             |         |
| 7   | V360 - 260 - 006 - 00 | NUT/M6              | 4   | *             |  |             |             |             |         |
| 8   | 1683 - 604 - 200 - 20 | COVER/UNDER/LH COMP | 1   | *             |  |             | 8F          |             |         |
| 9   | 1683 - 604 - 210 - 20 | COVER/UNDER/RH COMP | 1   | *             |  |             | 8F          |             |         |
| 10  | 1672 - 604 - 003 - 00 | BOLT/KNOB/M08X31    | 2   | *             |  |             |             |             |         |
| 11  | V411 - 260 - 012 - 00 | WASHER /M12         | 2   | *             |  |             |             |             |         |
| 12  | V411 - 260 - 008 - 00 | WASHER,PL/M 8       | 2   | *             |  |             |             |             |         |
| 13  | V500 - 162 - 001 - 50 | PIN,SPLIT/2 X15     | 2   | *             |  |             |             |             |         |
| 14  | 1560 - 604 - 022 - 70 | SPRING              | 4   | *             |  |             |             |             |         |
| 15  | V211 - 360 - 801 - 60 | BOLT,SEMS (SP)      | 4   | *             |  |             |             |             |         |
| 16  | V362 - 260 - 008 - 00 | NUT/WASHER          | 4   | *             |  |             |             |             |         |
| 17  | 1683 - 604 - 004 - 00 | INSULATOR/565       | 2   | *             |  |             |             |             |         |
| 18  | 1672 - 604 - 005 - 00 | INSULATOR           | 2   | *             |  |             |             |             |         |
| 19  | 1672 - 601 - 001 - 00 | INSULATOR           | 2   | *             |  |             |             |             |         |
| 20  | 1672 - 601 - 002 - 00 | TRIM/20             | 2   | *             |  |             |             |             |         |
| 21  | 1672 - 604 - 008 - 00 | INSULATOR/RH        | 1   | *             |  |             |             |             |         |
| 22  | 1672 - 604 - 007 - 00 | INSULATOR/RH        | 1   | *             |  |             |             |             |         |
| 23  | 1672 - 604 - 006 - 00 | INSULATOR/LH        | 1   | *             |  |             |             |             |         |
| 24  | 1682 - 604 - 007 - 10 | INSULATOR/30X30X80  | 2   | *             |  |             |             |             |         |
| 25  | 1672 - 604 - 220 - 00 | STAY/COVER/LH COMP  | 1   | *             |  |             |             |             |         |



FIG. 52 FENDER SYSTEM



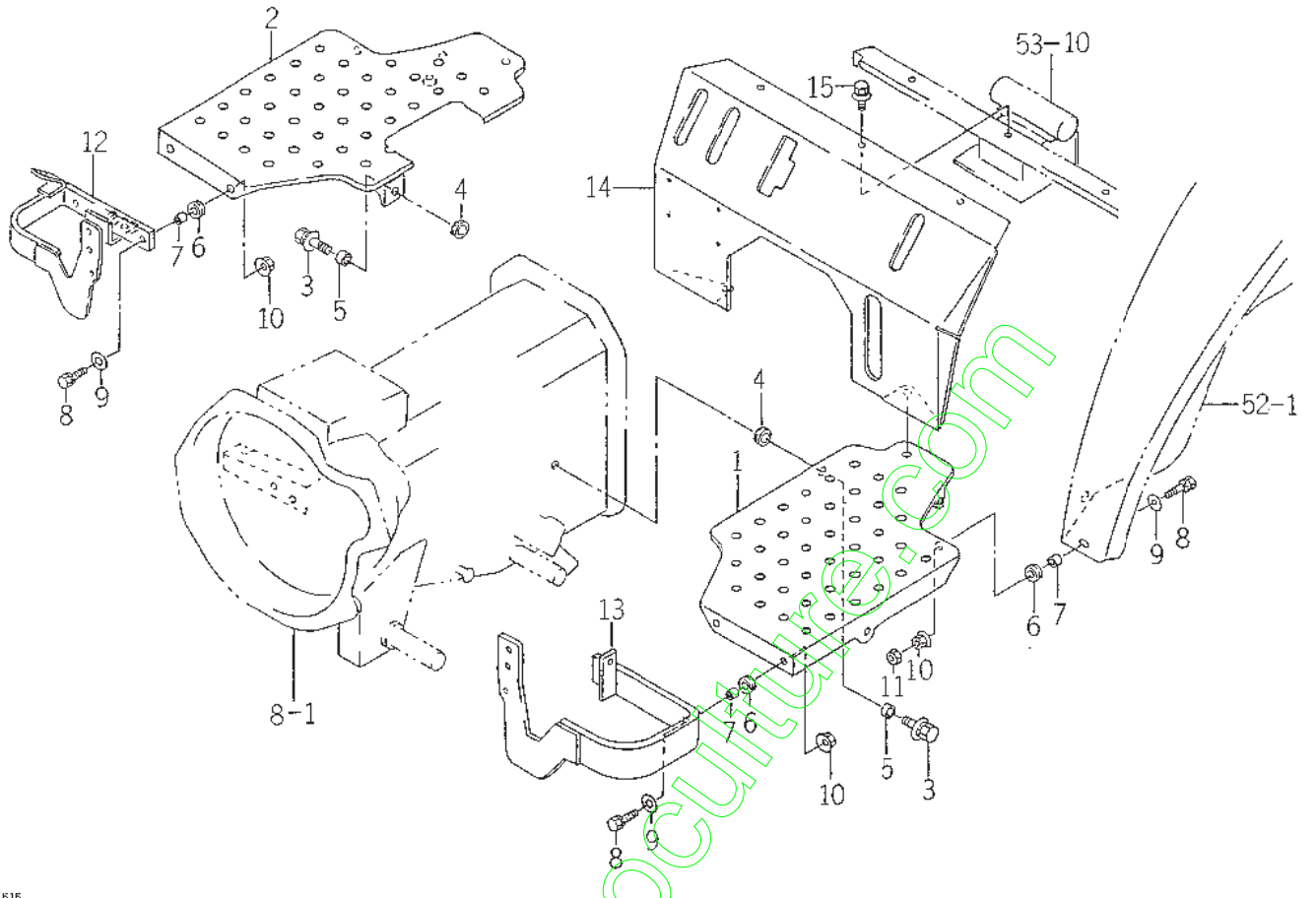
1682-606B

| KEY | PART CODE             | DESCRIPTION      | QTY | TYPE OF MODEL |            | I<br>T<br>C | C<br>O<br>L | G<br>R<br>P | REMARKS |
|-----|-----------------------|------------------|-----|---------------|------------|-------------|-------------|-------------|---------|
|     |                       |                  |     | TMG18         |            |             |             |             |         |
| 1   | 1682 - 606 - 250 - 20 | FENDER/LH COMP   | 1   | *             |            |             | 4G          |             |         |
| 2   | 1682 - 606 - 260 - 20 | FENDER/RH COMP   | 1   |               | 1-<br>-131 |             | 4G          |             |         |
| 2A  | 1682 - 606 - 260 - 30 | FENDER/RH COMP   | 1   |               | 132-       | 1           |             |             |         |
| 3   | 1444 - 621 - 016 - 00 | CAP,RUBBER (9)   | 4   | *             |            |             |             |             |         |
| 4   | 1672 - 606 - 001 - 00 | HOLDER/FENDER/LH | 1   | *             |            |             |             |             |         |
| 5   | 1672 - 606 - 002 - 00 | HOLDER/FENDER/RH | 1   | *             |            |             |             |             |         |
| 6   | V201 - 261 - 202 - 50 | BOLT/M12X25      | 4   | *             |            |             |             |             |         |
| 7   | V401 - 160 - 012 - 00 | WASHER,SP/M12    | 4   | *             |            |             |             |             |         |
| 8   | V411 - 260 - 012 - 00 | WASHER /M12      | 4   | *             |            |             |             |             |         |
| 9   | V211 - 360 - 801 - 60 | BOLT,SEMS (SP)   | 8   | *             |            |             |             |             |         |
| 10  | V362 - 260 - 008 - 00 | NUT/WASHER       | 8   | *             |            |             |             |             |         |
| 11  | 1425 - 621 - 004 - 00 | CLAMP,HARNESS    | 1   | *             |            |             |             |             |         |
| 12  | 1682 - 606 - 270 - 10 | STAY/FENDER COMP | 1   | *             |            |             | 7F          |             |         |
| 13  | V211 - 360 - 802 - 00 | BOLT (SP) M8X20  | 2   | *             |            |             |             |             |         |
| 14  | 1682 - 606 - 230 - 10 | STAY/PLATE COMP  | 1   | *             |            |             |             |             |         |
| 15  | V211 - 360 - 802 - 00 | BOLT (SP) M8X20  | 2   | *             |            |             |             |             |         |
| 16  | 3670 - 236 - 003 - 00 | GRIP             | 2   | *             |            |             |             |             |         |
| 17  | V120 - 376 - 002 - 00 | SCREW/SP         | 4   | *             |            |             |             |             |         |
| 18  | V361 - 260 - 006 - 00 | NUT              | 4   | *             |            |             |             |             |         |





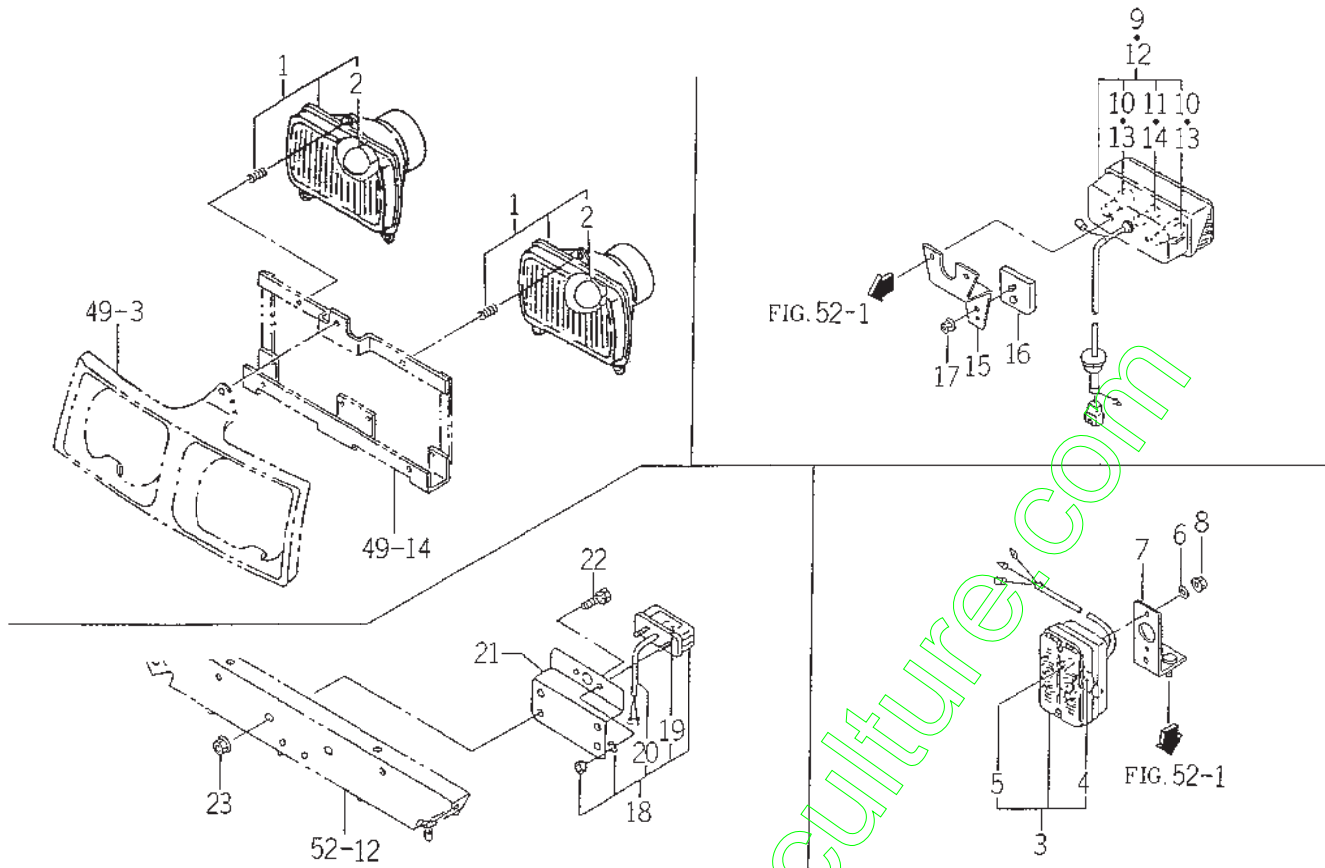
FIG. 54 STEP SYSTEM



LE 89-616

| KEY | PART CODE             | DESCRIPTION         | QTY | TYPE OF MODEL |  | I<br>T<br>C | C<br>O<br>L | G<br>R<br>P | REMARKS |
|-----|-----------------------|---------------------|-----|---------------|--|-------------|-------------|-------------|---------|
|     |                       |                     |     | TMG18         |  |             |             |             |         |
| 1   | 1683 - 616 - 500 - 20 | FLOOR/LH COMP       | 1   | *             |  |             | 7F          |             |         |
| 2   | 1688 - 616 - 510 - 10 | FLOOR/RH COMP       | 1   | *             |  |             | 7F          |             |         |
| 3   | V211 - 361 - 002 - 50 | BOLT/SP             | 3   | *             |  |             |             |             |         |
| 4   | 2139 - 505 - 002 - 00 | GROMMET             | 3   | *             |  |             |             |             |         |
| 5   | 1672 - 616 - 002 - 00 | COLLAR/10X14X09     | 3   | *             |  |             |             |             |         |
| 6   | 1427 - 621 - 012 - 00 | GROMMET             | 8   | *             |  |             |             |             |         |
| 7   | 1672 - 616 - 003 - 00 | COLLAR/07X11X11     | 8   | *             |  |             |             |             |         |
| 8   | V210 - 560 - 603 - 00 | BOLT/S              | 8   | *             |  |             |             |             |         |
| 9   | 3560 - 503 - 302 - 00 | WASHER,WIRE TENSION | 8   | *             |  |             |             |             |         |
| 10  | V360 - 260 - 006 - 00 | NUT/M6              | 8   | *             |  |             |             |             |         |
| 11  | V301 - 260 - 006 - 00 | NUT/M 6             | 4   | *             |  |             |             |             |         |
| 12  | 1688 - 616 - 520 - 10 | STAY/FLOOR/RH COMP  | 1   | *             |  |             |             |             |         |
| 13  | 1682 - 616 - 320 - 50 | STAY/FLOOR/LH COMP  | 1   | *             |  |             |             |             |         |
| 14  | 1683 - 616 - 520 - 10 | COVER/CHANGE COMP   | 1   | *             |  |             | 7F          |             |         |
| 15  | V211 - 360 - 802 - 00 | BOLT (SP) MBX20     | 4   | *             |  |             |             |             |         |

FIG. 55 LAMP SYSTEM

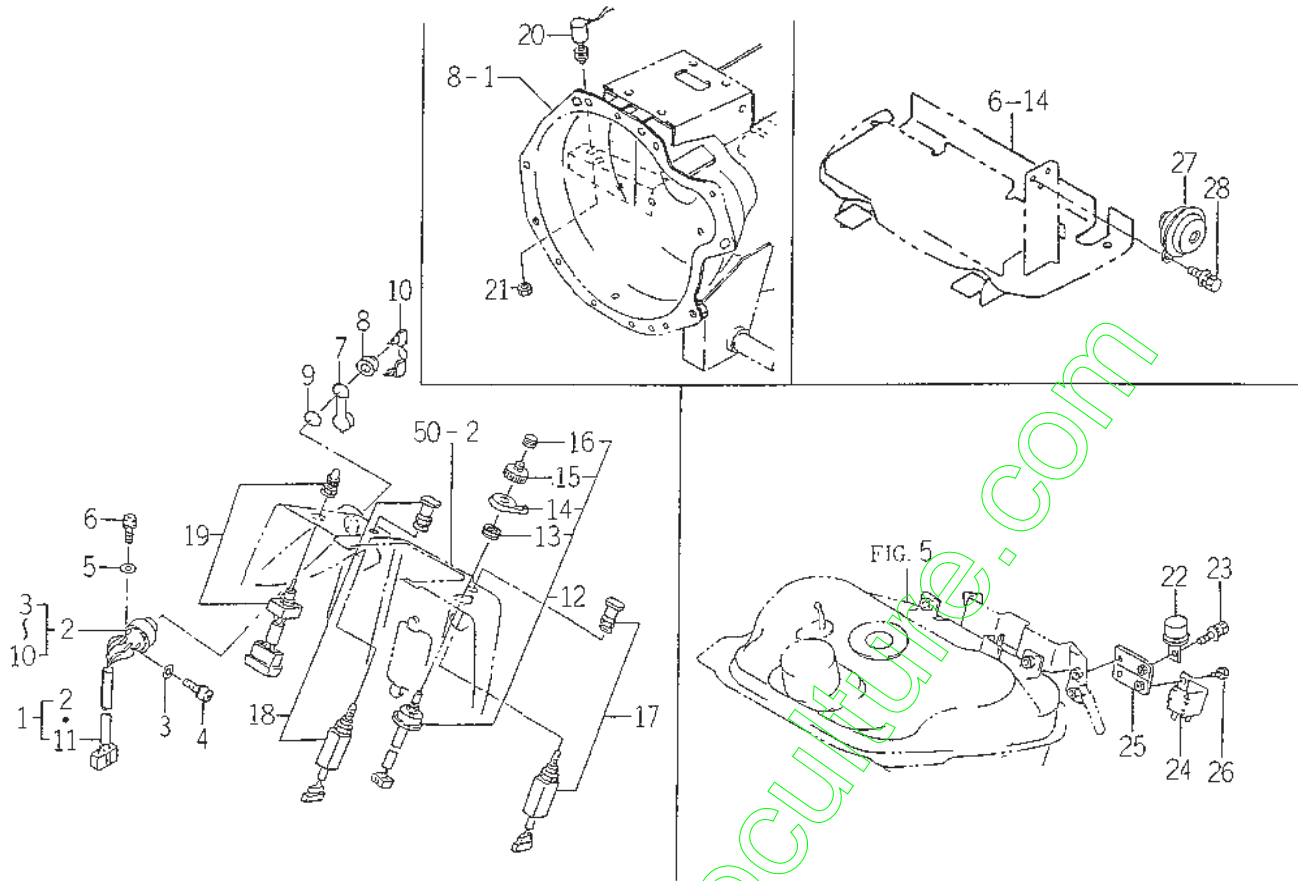


1682-650

| KEY | PART CODE             | DESCRIPTION         | QTY | TYPE OF MODEL |  | I<br>T<br>C | C<br>O<br>L | G<br>R<br>P | REMARKS |
|-----|-----------------------|---------------------|-----|---------------|--|-------------|-------------|-------------|---------|
|     |                       |                     |     | TMG18         |  |             |             |             |         |
| 1   | 1674 - 652 - 200 - 00 | LAMP/HEAD ASSY      | 2   | *             |  |             |             |             |         |
| 2   | 1674 - 652 - 202 - 00 | BULB/12V/45/40W     | 2   | *             |  |             |             |             |         |
| 3   | 1674 - 654 - 200 - 00 | LAMP/FRONT SET      | 2   | *             |  |             |             |             |         |
| 4   | 1674 - 654 - 211 - 00 | BULB/12V21W         | 2   | *             |  |             |             |             |         |
| 5   | 1674 - 654 - 212 - 00 | BULB/12V5W          | 2   | *             |  |             |             |             |         |
| 6   | V411 - 260 - 005 - 00 | WASHER,PL/M-5       | 4   | *             |  |             |             |             |         |
| 7   | 1682 - 660 - 220 - 00 | PLATE/L/50X117 COMP | 2   | *             |  |             |             |             |         |
| 8   | V362 - 260 - 008 - 00 | NUT/WASHER          | 4   | *             |  |             |             |             |         |
| 9   | 1674 - 654 - 240 - 00 | LAMP/COMBI/REAR/LH  | 1   | *             |  |             |             |             |         |
| 10  | 1674 - 654 - 211 - 00 | BULB/12V21W         | 2   | *             |  |             |             |             |         |
| 11  | 1674 - 654 - 212 - 00 | BULB/12V5W          | 1   | *             |  |             |             |             |         |
| 12  | 1674 - 654 - 260 - 00 | LAMP/COMBI/REAR/RH  | 1   | *             |  |             |             |             |         |
| 13  | 1674 - 654 - 211 - 00 | BULB/12V21W         | 2   | *             |  |             |             |             |         |
| 14  | 1674 - 654 - 212 - 00 | BULB/12V5W          | 1   | *             |  |             |             |             |         |
| 15  | 1682 - 660 - 003 - 00 | BRACKET/REFLECTOR   | 2   | *             |  |             |             |             |         |
| 16  | 1600 - 622 - 321 - 00 | REFLECTOR           | 2   | *             |  |             |             |             |         |
| 17  | V361 - 260 - 006 - 00 | NUT                 | 2   | *             |  |             |             |             |         |
| 18  | 1674 - 654 - 270 - 00 | LAMP/NUMBERPLAT SET | 1   | *             |  |             |             |             |         |
| 19  | 1674 - 654 - 271 - 00 | BULB/12V/5W         | 1   | *             |  |             |             |             |         |
| 20  | 1674 - 654 - 272 - 00 | HARNES/LAMP         | 1   | *             |  |             |             |             |         |
| 21  | 1594 - 654 - 261 - 10 | BRACKET/LAMP/NUMBER | 1   | *             |  |             |             |             |         |
| 22  | V211 - 260 - 801 - 60 | BOLT,SEMS (S) M8X16 | 2   | *             |  |             |             |             |         |
| 23  | V362 - 260 - 008 - 00 | NUT/WASHER          | 2   | *             |  |             |             |             |         |



FIG. 57 SWITCH SYSTEM



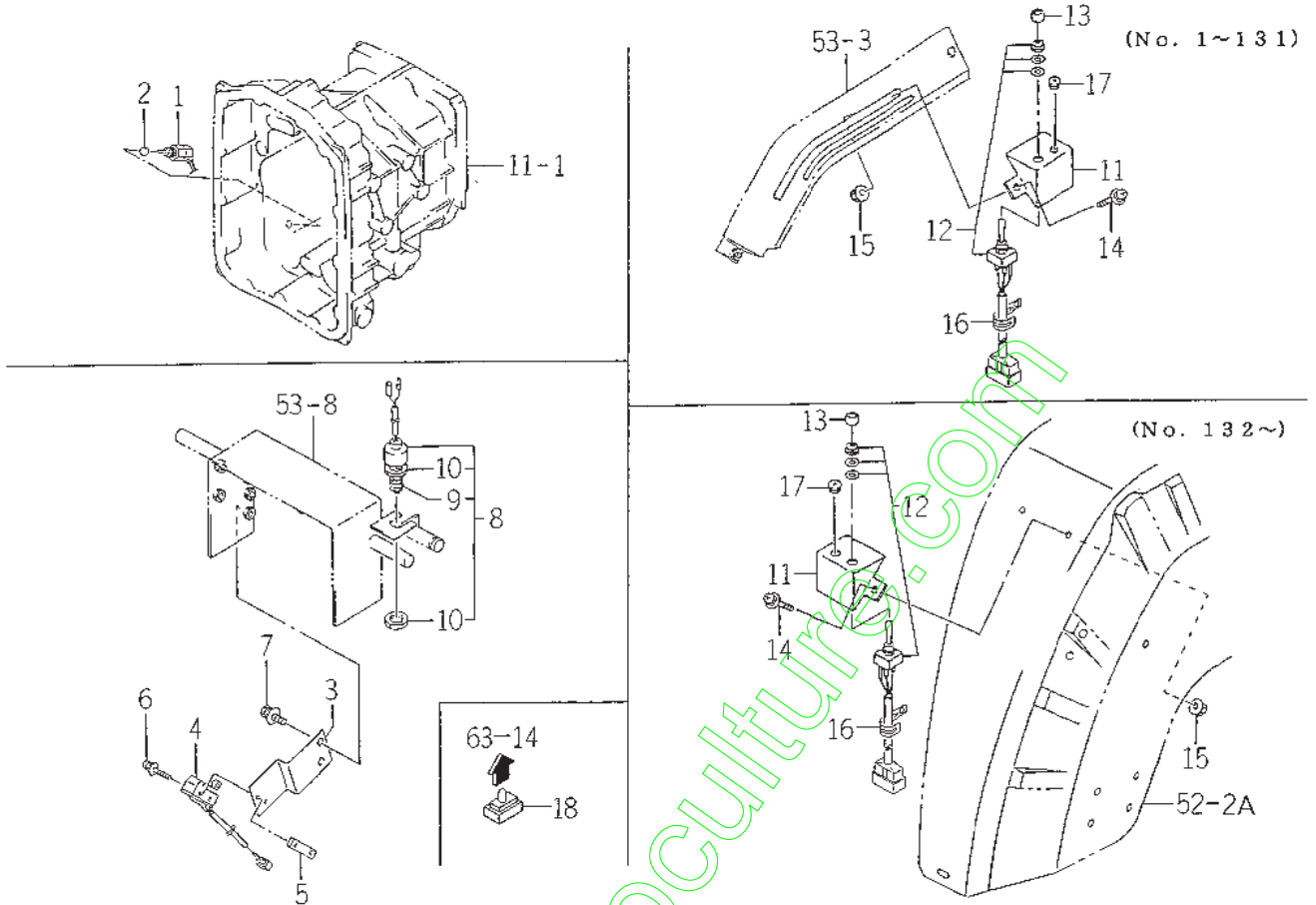
1E63-E804

| KEY | PART CODE             | DESCRIPTION         | QTY | TYPE OF MODEL |  | I<br>T<br>C | C<br>O<br>L | G<br>R<br>P | REMARKS |
|-----|-----------------------|---------------------|-----|---------------|--|-------------|-------------|-------------|---------|
|     |                       |                     |     | FMG18         |  |             |             |             |         |
| 1   | 1575 - 623 - 210 - 00 | SWITCH,STARTER ASSY | 1   | *             |  |             |             |             |         |
| 2   | 1488 - 621 - 220 - 10 | SWITCH,STARTER SET  | 1   | *             |  |             |             |             |         |
| 3   | V411 - 260 - 004 - 00 | WASHER,PL/M4        | 3   | *             |  |             |             |             |         |
| 4   | V120 - 264 - 000 - 80 | SCREW,PLUS/M4X8     | 3   | *             |  |             |             |             |         |
| 5   | V411 - 260 - 005 - 00 | WASHER,PL/M 5       | 3   | *             |  |             |             |             |         |
| 6   | V120 - 265 - 001 - 00 | SCREW,PLUS/M5X0.8X8 | 3   | *             |  |             |             |             |         |
| 7   | 1444 - 621 - 311 - 00 | CAP                 | 1   | *             |  |             |             |             |         |
| 8   | 1444 - 621 - 312 - 00 | NUT,RING/M28X1.0    | 1   | *             |  |             |             |             |         |
| 9   | 1444 - 621 - 313 - 00 | WASHER              | 1   | *             |  |             |             |             |         |
| 10  | 1444 - 621 - 320 - 00 | KEY ASSY            | 1   | *             |  |             |             |             |         |
| 11  | 1575 - 623 - 211 - 00 | HARNES / STARTER    | 1   | *             |  |             |             |             |         |
| 12  | 1544 - 623 - 001 - 00 | SWITCH ASSY         | 1   | *             |  |             |             |             |         |
| 13  | 1544 - 623 - 232 - 00 | NUT/M22             | 1   | *             |  |             |             |             |         |
| 14  | 1544 - 623 - 233 - 00 | LEVER               | 1   | *             |  |             |             |             |         |
| 15  | 1544 - 623 - 234 - 00 | KNOB                | 1   | *             |  |             |             |             |         |
| 16  | 1544 - 623 - 235 - 00 | BOOT/HORN           | 1   | *             |  |             |             |             |         |
| 17  | 1600 - 623 - 200 - 00 | SWITCH              | 1   | *             |  |             |             |             |         |
| 18  | 1600 - 623 - 210 - 00 | SWITCH,LAMP ASSY    | 1   | *             |  |             |             |             |         |
| 19  | 1600 - 623 - 220 - 00 | SWITCH,HAZARD ASSY  | 1   | *             |  |             |             |             |         |
| 20  | 1518 - 621 - 320 - 00 | SWITCH,STOP         | 1   | *             |  |             |             |             |         |
| 21  | V335 - 260 - 012 - 00 | NUT                 | 1   | *             |  |             |             |             |         |
| 22  | 1600 - 623 - 002 - 00 | FLASHER ASSY        | 1   | *             |  |             |             |             |         |
| 23  | V210 - 360 - 601 - 60 | BOLT (SP) /M6X16    | 1   | *             |  |             |             |             |         |
| 24  | 1581 - 621 - 290 - 00 | RELAY/4P            | 1   | *             |  |             |             |             |         |
| 25  | 1682 - 690 - 350 - 00 | STAY/RELAY COMP     | 1   | *             |  |             |             |             |         |





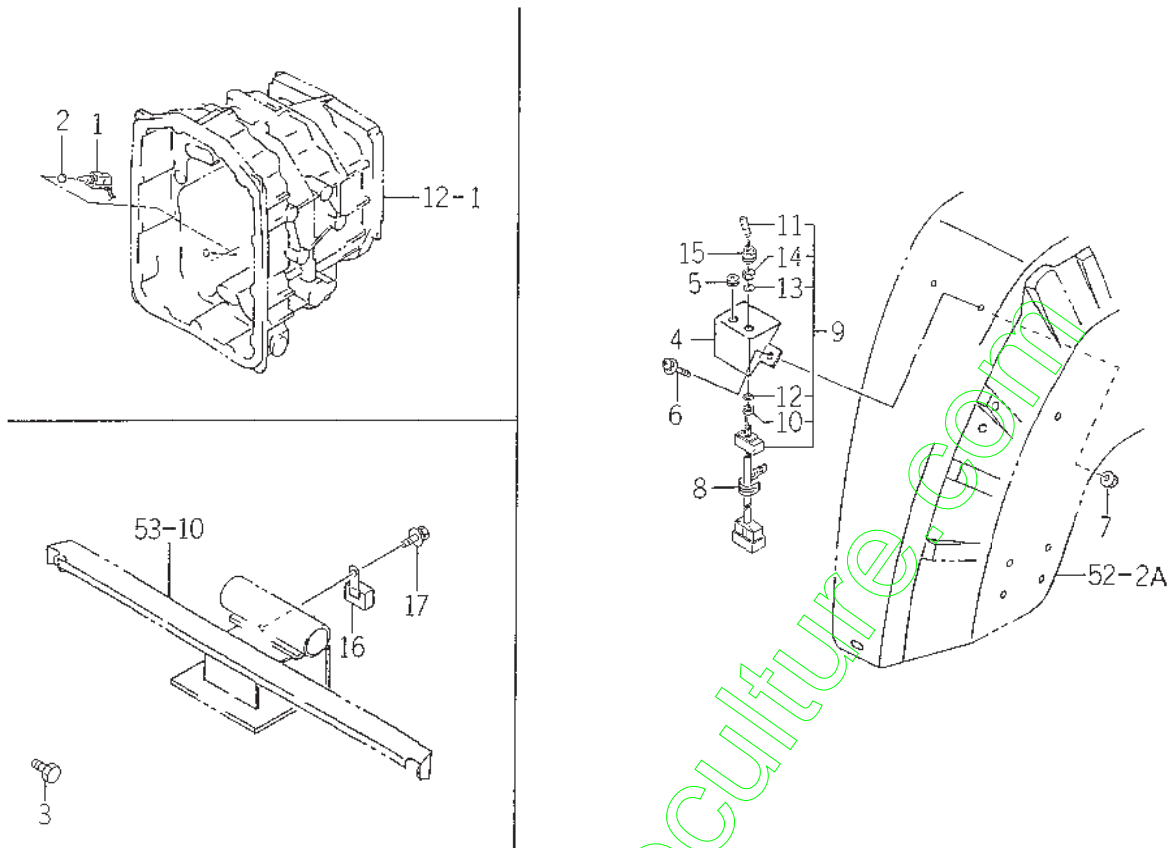
FIG. 59 SWITCH SYSTEM (V TYPE EXCEPT S)



1E88-681

| KEY | PART CODE             | DESCRIPTION         | QTY | TYPE OF MODEL |  | I<br>T<br>C | C<br>O<br>L | G<br>R<br>P | REMARKS |
|-----|-----------------------|---------------------|-----|---------------|--|-------------|-------------|-------------|---------|
|     |                       |                     |     | TMG18         |  |             |             |             |         |
| 1   | 1518 - 621 - 320 - 00 | SWITCH,STOP         | 1   | *             |  |             |             |             |         |
| 2   | V682 - 200 - 001 - 00 | BALL                | 1   | *             |  |             |             |             |         |
| 3   | 1683 - 216 - 053 - 00 | PLATE/Z/53X134      | 1   | *             |  |             |             |             |         |
| 4   | 1580 - 664 - 270 - 00 | SWITCH/LIMIT ASSY   | 1   | *             |  |             |             |             |         |
| 5   | 3656 - 271 - 001 - 00 | PLATE/113X40        | 1   | *             |  |             |             |             |         |
| 6   | V120 - 364 - 002 - 50 | SCREW/SP            | 2   | *             |  |             |             |             |         |
| 7   | V211 - 360 - 802 - 00 | BOLT (SP) M8X20     | 2   | *             |  |             |             |             |         |
| 8   | 1575 - 623 - 250 - 00 | SWITCH/PUSH ASSY    | 1   | *             |  |             |             |             |         |
| 9   | 1491 - 623 - 223 - 00 | BOOT                | 1   | *             |  |             |             |             |         |
| 10  | 1491 - 623 - 222 - 00 | NUT/M20             | 2   | *             |  |             |             |             |         |
| 11  | 1564 - 530 - 490 - 00 | BRACKET COMP        | 1   | *             |  |             |             |             |         |
| 12  | 1580 - 530 - 250 - 00 | SWITCH,TOGGLE       | 1   | *             |  |             |             |             |         |
| 13  | 3645 - 383 - 001 - 00 | CAP                 | 1   | *             |  |             |             |             |         |
| 14  | V120 - 376 - 001 - 60 | SCREW/SP            | 2   | *             |  |             |             |             |         |
| 15  | V381 - 260 - 006 - 00 | NUT                 | 2   | *             |  |             |             |             |         |
| 16  | 1425 - 621 - 004 - 00 | CLAMP,HARNESS       | 1   | *             |  |             |             |             |         |
| 17  | 1432 - 651 - 028 - 00 | GROMMET/9X13X2      | 1   | *             |  |             |             |             |         |
| 18  | 1688 - 690 - 630 - 00 | COUPLER/SHORT/RELAY | 1   | *             |  |             |             |             |         |

FIG. 60 SWITCH SYSTEM (S TYPE EXCEPT V)

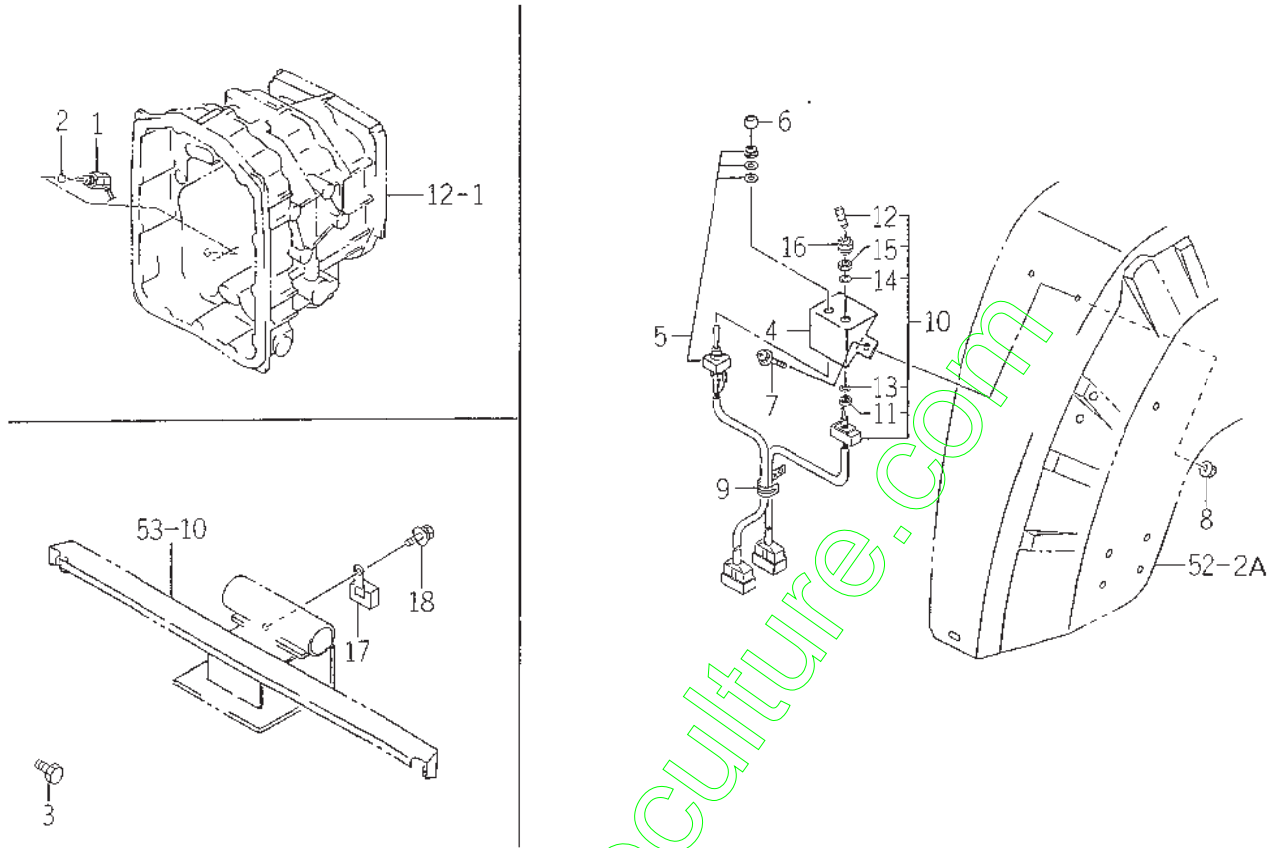


1688-6913

| KEY | PART CODE             | DESCRIPTION      | QTY | TYPE OF MODEL |  | I<br>T<br>C | C<br>O<br>L | G<br>R<br>P | REMARKS |
|-----|-----------------------|------------------|-----|---------------|--|-------------|-------------|-------------|---------|
|     |                       |                  |     | TMG18         |  |             |             |             |         |
| 1   | 1518 - 621 - 320 - 00 | SWITCH,STOP      | 1   | *             |  |             |             |             |         |
| 2   | V682 - 200 - 001 - 00 | BALL             | 1   | *             |  |             |             |             |         |
| 3   | V203 - 261 - 202 - 00 | BOLT/M12X20      | 2   | *             |  |             |             |             |         |
| 4   | 1564 - 530 - 430 - 00 | BRACKET COMP     | 1   | *             |  |             |             |             |         |
| 5   | 1432 - 651 - 028 - 00 | GROMMET/9X13X2   | 1   | *             |  |             |             |             |         |
| 6   | V120 - 376 - 001 - 60 | SCREW/SP         | 2   | *             |  |             |             |             |         |
| 7   | V361 - 260 - 006 - 00 | NUT              | 2   | *             |  |             |             |             |         |
| 8   | 1425 - 621 - 004 - 00 | CLAMP,HARNISS    | 1   | *             |  |             |             |             |         |
| 9   | 1640 - 674 - 200 - 00 | SWITCH/PTO ASSY  | 1   | *             |  |             |             |             |         |
| 10  | 1640 - 674 - 202 - 00 | NUT              | 1   | *             |  |             |             |             |         |
| 11  | 1640 - 674 - 203 - 00 | KNOB             | 1   | *             |  |             |             |             |         |
| 12  | 1640 - 674 - 204 - 00 | WASHER           | 1   | *             |  |             |             |             |         |
| 13  | 1640 - 674 - 205 - 00 | WASHER           | 1   | *             |  |             |             |             |         |
| 14  | 1640 - 674 - 206 - 00 | NUT              | 1   | *             |  |             |             |             |         |
| 15  | 1640 - 674 - 001 - 00 | BOOT/SWITCH      | 1   | *             |  |             |             |             |         |
| 16  | 1593 - 623 - 530 - 00 | RELAY,5P ASSY    | 1   | *             |  |             |             |             |         |
| 17  | V210 - 360 - 601 - 60 | BOLT (SP) /M6X16 | 1   | *             |  |             |             |             |         |



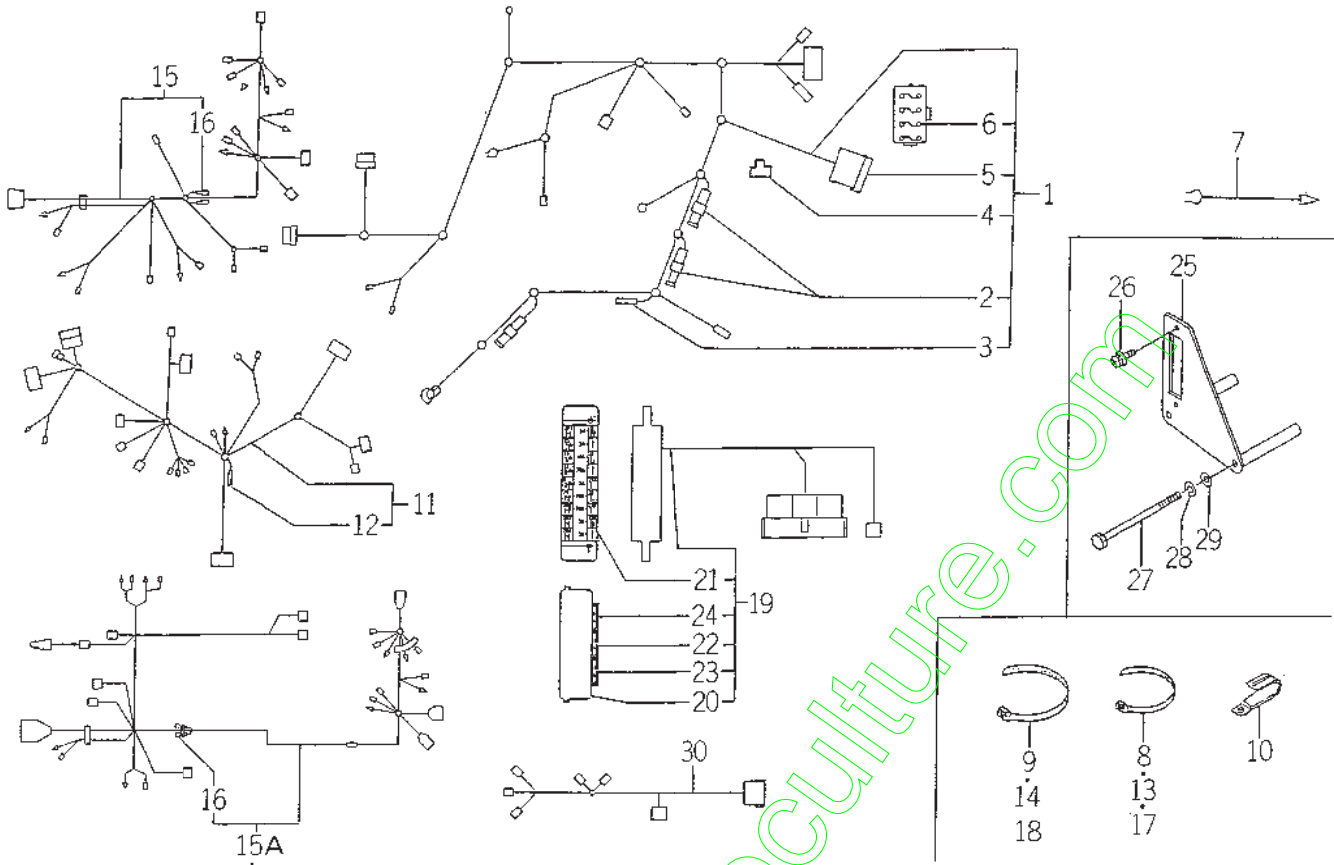
FIG. 61 SWITCH SYSTEM (SV TYPE)



1G88-6A16

| KEY | PART CODE             | DESCRIPTION      | QTY | TYPE OF MODEL |  | I<br>T<br>C | C<br>O<br>L | G<br>R<br>P | REMARKS |
|-----|-----------------------|------------------|-----|---------------|--|-------------|-------------|-------------|---------|
|     |                       |                  |     | TMG18         |  |             |             |             |         |
| 1   | 1518 - 621 - 320 - 00 | SWITCH,STOP      | 1   | *             |  |             |             |             |         |
| 2   | V682 - 200 - 001 - 00 | BALL             | 1   | *             |  |             |             |             |         |
| 3   | V203 - 261 - 202 - 00 | BOLT/M12X20      | 2   | *             |  |             |             |             |         |
| 4   | 1564 - 530 - 430 - 00 | BRACKET COMP     | 1   | *             |  |             |             |             |         |
| 5   | 1560 - 530 - 250 - 00 | SWITCH,TOGGLE    | 1   | *             |  |             |             |             |         |
| 6   | 3645 - 383 - 001 - 00 | CAP              | 1   | *             |  |             |             |             |         |
| 7   | V120 - 376 - 001 - 60 | SCREW/SP         | 2   | *             |  |             |             |             |         |
| 8   | V361 - 260 - 006 - 00 | NUT              | 2   | *             |  |             |             |             |         |
| 9   | 1425 - 621 - 004 - 00 | CLAMP,HARNESS    | 1   | *             |  |             |             |             |         |
| 10  | 1640 - 674 - 200 - 00 | SWITCH/PTO ASSY  | 1   | *             |  |             |             |             |         |
| 11  | 1640 - 674 - 202 - 00 | NUT              | 1   | *             |  |             |             |             |         |
| 12  | 1640 - 674 - 203 - 00 | KNOB             | 1   | *             |  |             |             |             |         |
| 13  | 1640 - 674 - 204 - 00 | WASHER           | 1   | *             |  |             |             |             |         |
| 14  | 1640 - 674 - 205 - 00 | WASHER           | 1   | *             |  |             |             |             |         |
| 15  | 1640 - 674 - 206 - 00 | NUT              | 1   | *             |  |             |             |             |         |
| 16  | 1640 - 674 - 001 - 00 | BOOT/SWITCH      | 1   | *             |  |             |             |             |         |
| 17  | 1593 - 623 - 530 - 00 | RELAY,5P ASSY    | 1   | *             |  |             |             |             |         |
| 18  | V210 - 360 - 601 - 60 | BOLT (SP) /M6X16 | 1   | *             |  |             |             |             |         |

FIG. 62 HARNESS SYSTEM (S,V TYPE)

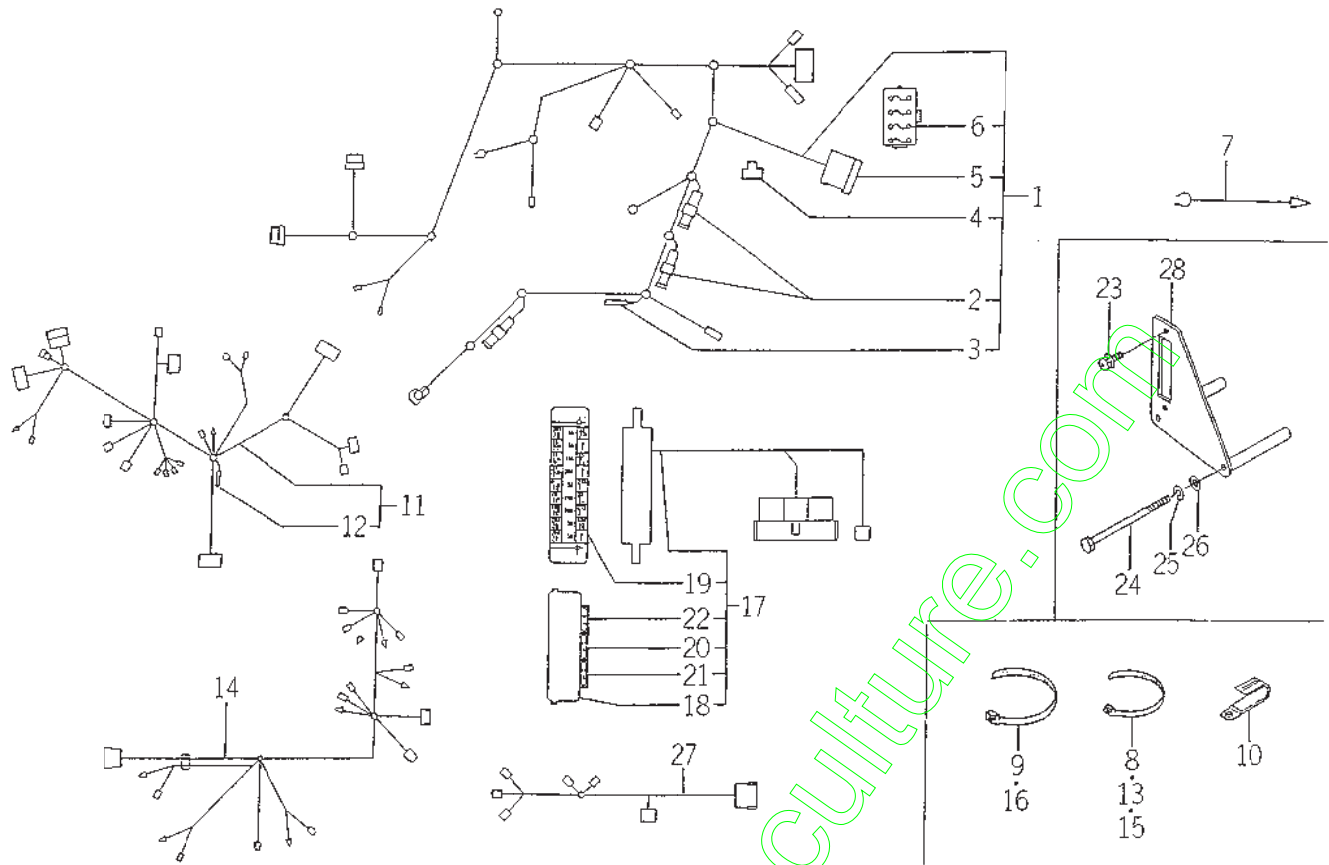


1688-690

| KEY | PART CODE             | DESCRIPTION          | QTY | TYPE OF MODEL |  | I<br>T<br>C | C<br>O<br>L | G<br>R<br>P | REMARKS |
|-----|-----------------------|----------------------|-----|---------------|--|-------------|-------------|-------------|---------|
|     |                       |                      |     | TMG18         |  |             |             |             |         |
| 1   | 1682 - 690 - 300 - 30 | HARNESS/ENGINE/E4    | 1   | *             |  |             |             |             |         |
| 2   | 1614 - 690 - 202 - 00 | FUSE/SLOWBLOW        | 2   | *             |  |             |             |             |         |
| 3   | 1560 - 666 - 212 - 00 | DIODE                | 2   | *             |  |             |             |             |         |
| 4   | 3650 - 261 - 261 - 00 | LINK,FUSIBLE         | 1   | *             |  |             |             |             |         |
| 5   | 1593 - 623 - 503 - 00 | CAP,FUSE BOX         | 1   | *             |  |             |             |             |         |
| 6   | 1560 - 664 - 264 - 00 | FUSE,BLADE           | 4   | *             |  |             |             |             |         |
| 7   | 1600 - 624 - 004 - 00 | HARNESS,OIL PRESSURE | 1   | *             |  |             |             |             |         |
| 8   | 1376 - 402 - 003 - 00 | BAND,WIRE/140        | 5   | *             |  |             |             |             |         |
| 9   | 1342 - 402 - 006 - 00 | BAND,WIRE/250        | 1   | *             |  |             |             |             |         |
| 10  | 1425 - 621 - 004 - 00 | CLAMP,HARNESS        | 1   | *             |  |             |             |             |         |
| 11  | 1682 - 690 - 310 - 30 | HARNESS/MAIN/E4 ASSY | 1   | *             |  |             |             |             |         |
| 12  | 1560 - 666 - 212 - 00 | DIODE                | 1   | *             |  |             |             |             |         |
| 13  | 1376 - 402 - 003 - 00 | BAND,WIRE/140        | 1   | *             |  |             |             |             |         |
| 14  | 1342 - 402 - 006 - 00 | BAND,WIRE/250        | 1   | *             |  |             |             |             |         |
| 15  | 1688 - 690 - 620 - 00 | HARNESS/REAR/VALVE   | 1   | 1-<br>-200    |  |             |             |             |         |
| 15A | 1688 - 690 - 620 - 10 | HARNESS/REAR/SV ASSY | 1   | 201-          |  | 1           |             |             |         |
| 16  | 1560 - 666 - 212 - 00 | DIODE                | 2   | *             |  |             |             |             |         |
| 17  | 1376 - 402 - 003 - 00 | BAND,WIRE/140        | 1   | *             |  |             |             |             |         |
| 18  | 1342 - 402 - 006 - 00 | BAND,WIRE/250        | 2   | *             |  |             |             |             |         |
| 19  | 1688 - 690 - 340 - 10 | HARNESS/FUSE ASSY    | 1   | *             |  | 1           |             |             |         |
| 20  | 1650 - 650 - 246 - 00 | COVER/FUSE           | 1   | *             |  |             |             |             |         |
| 21  | 1650 - 652 - 253 - 20 | LABEL/FUSE/MAIN      | 1   | *             |  |             |             |             |         |
| 22  | 1575 - 623 - 010 - 00 | FUSE/32V10A          | 2   | *             |  |             |             |             |         |
| 23  | 1593 - 623 - 203 - 00 | FUSE/32V20A          | 4   | *             |  |             |             |             |         |
| 24  | 1560 - 664 - 264 - 00 | FUSE,BLADE           | 6   | *             |  |             |             |             |         |



FIG. 63 HARNESS SYSTEM (EXCEPT S,V TYPE)



1663-69CA

| KEY | PART CODE             | DESCRIPTION          | QTY | TYPE OF MODEL |  | I<br>T<br>C | C<br>O<br>L | G<br>R<br>P | REMARKS |
|-----|-----------------------|----------------------|-----|---------------|--|-------------|-------------|-------------|---------|
|     |                       |                      |     | TMG18         |  |             |             |             |         |
| 1   | 1682 - 690 - 300 - 30 | HARNESS/ENGINE/E4    | 1   | *             |  |             |             |             |         |
| 2   | 1614 - 690 - 202 - 00 | FUSE/SLOWBLOW        | 2   | *             |  |             |             |             |         |
| 3   | 1560 - 666 - 212 - 00 | DIODE                | 2   | *             |  |             |             |             |         |
| 4   | 3650 - 261 - 261 - 00 | LINK,FUSIBLE         | 1   | *             |  |             |             |             |         |
| 5   | 1593 - 623 - 503 - 00 | CAP,FUSE BOX         | 1   | *             |  |             |             |             |         |
| 6   | 1560 - 664 - 264 - 00 | FUSE,BLADE           | 4   | *             |  |             |             |             |         |
| 7   | 1600 - 624 - 004 - 00 | HARNESS,OIL PRESSURE | 1   | *             |  |             |             |             |         |
| 8   | 1376 - 402 - 003 - 00 | BAND,WIRE/140        | 8   | *             |  |             |             |             |         |
| 9   | 1342 - 402 - 006 - 00 | BAND,WIRE/250        | 2   | *             |  |             |             |             |         |
| 10  | 1425 - 621 - 004 - 00 | CLAMP,HARNESS        | 1   | *             |  |             |             |             |         |
| 11  | 1682 - 690 - 310 - 30 | HARNESS/MAIN/E4 ASSY | 1   | *             |  |             |             |             |         |
| 12  | 1560 - 666 - 212 - 00 | DIODE                | 1   | *             |  |             |             |             |         |
| 13  | 1376 - 402 - 003 - 00 | BAND,WIRE/140        | 1   | *             |  |             |             |             |         |
| 14  | 1683 - 690 - 620 - 10 | HARNESS/REAR/E4 ASSY | 1   | *             |  |             |             |             |         |
| 15  | 1376 - 402 - 003 - 00 | BAND,WIRE/140        | 5   | *             |  |             |             |             |         |
| 16  | 1342 - 402 - 006 - 00 | BAND,WIRE/250        | 1   | *             |  |             |             |             |         |
| 17  | 1688 - 690 - 340 - 10 | HARNESS/FUSE ASSY    | 1   | *             |  |             |             |             |         |
| 18  | 1650 - 650 - 246 - 00 | COVER/FUSE           | 1   | *             |  |             |             |             |         |
| 19  | 1650 - 652 - 253 - 20 | LABEL/FUSE/MAIN      | 1   | *             |  |             |             |             |         |
| 20  | 1575 - 623 - 010 - 00 | FUSE/32V10A          | 2   | *             |  |             |             |             |         |
| 21  | 1593 - 623 - 203 - 00 | FUSE/32V20A          | 4   | *             |  |             |             |             |         |
| 22  | 1560 - 664 - 264 - 00 | FUSE,BLADE           | 6   | *             |  |             |             |             |         |
| 23  | V120 - 366 - 001 - 60 | SCREW                | 2   | *             |  |             |             |             |         |
| 24  | V201 - 260 - 813 - 00 | BOLT/M 8X130         | 2   | *             |  |             |             |             |         |
| 25  | V401 - 160 - 008 - 00 | WASHER,SP/M 8        | 2   | *             |  |             |             |             |         |







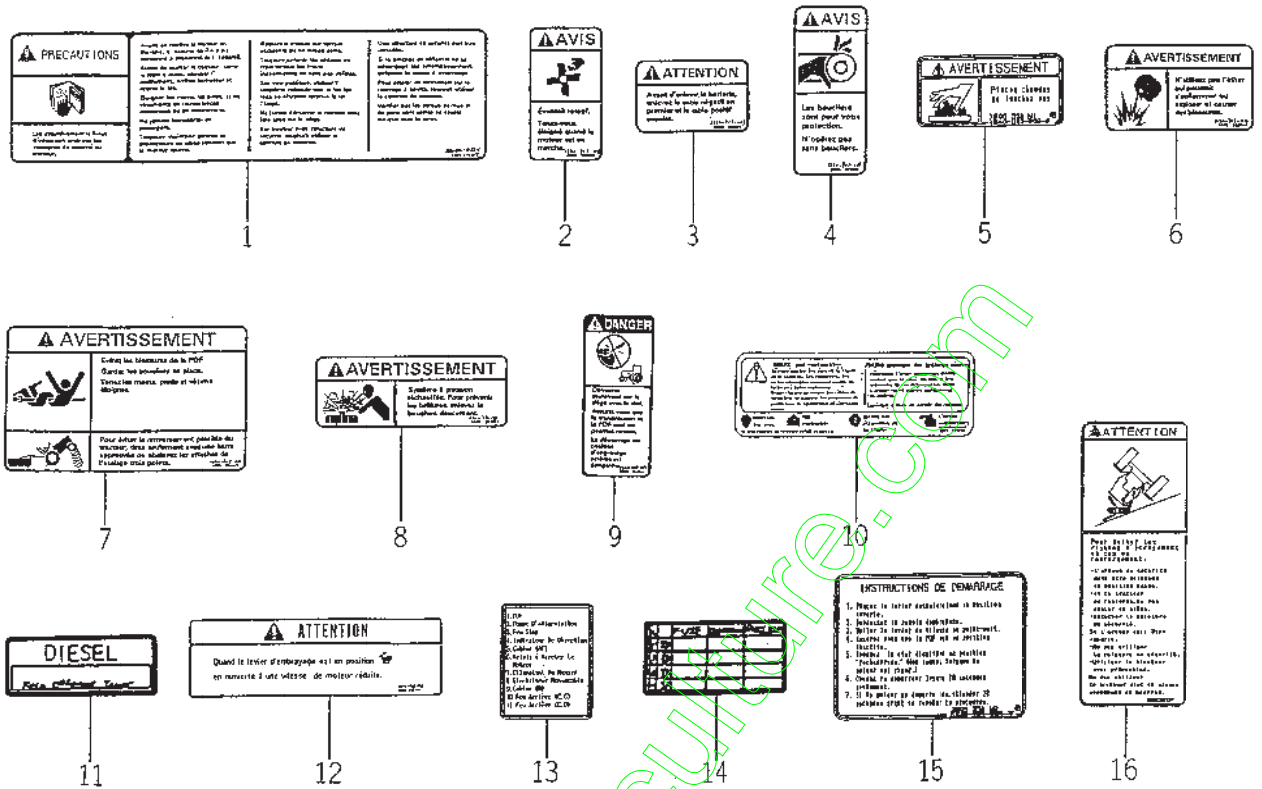








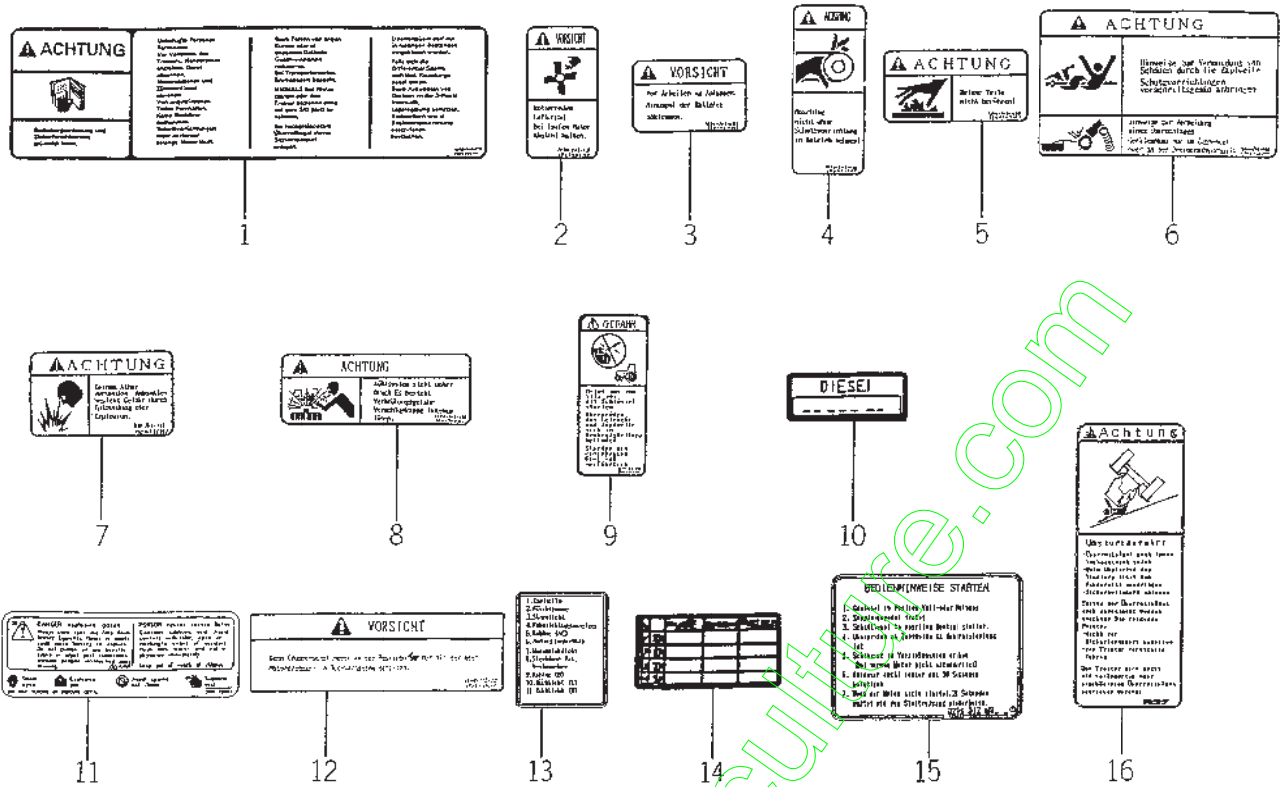
FIG. 69 LABEL (FRENCH) (OPTION)



1620-104A

| KEY | PART CODE             | DESCRIPTION        | QTY | TYPE OF MODEL |  | I<br>T<br>C | C<br>O<br>L | G<br>R<br>P | REMARKS |
|-----|-----------------------|--------------------|-----|---------------|--|-------------|-------------|-------------|---------|
|     |                       |                    |     | TMG18         |  |             |             |             |         |
| 1   | 1640 - 904 - 023 - 10 | LABEL/C/DRIVE/F    | 1   | T             |  |             |             |             |         |
| 2   | 1640 - 903 - 006 - 00 | LABEL/W/FAN        | 2   | T             |  |             |             |             |         |
| 3   | 1640 - 903 - 007 - 00 | LABEL/C/BATTERY    | 1   | T             |  |             |             |             |         |
| 4   | 1640 - 903 - 008 - 00 | LABEL/W SHIELD     | 2   | T             |  |             |             |             |         |
| 5   | 1640 - 903 - 009 - 00 | LABEL/W MUFFLER    | 1   | T             |  |             |             |             |         |
| 6   | 1640 - 903 - 011 - 00 | LABEL/W ETHER      | 1   | T             |  |             |             |             |         |
| 7   | 1640 - 903 - 012 - 00 | LABEL/W SHIELD/PTO | 1   | T             |  |             |             |             |         |
| 8   | 1640 - 903 - 013 - 00 | LABEL/W/RADIATOR   | 1   | T             |  |             |             |             |         |
| 9   | 1640 - 903 - 015 - 00 | LABEL/D/STARTER    | 1   | T             |  |             |             |             |         |
| 10  | 1640 - 903 - 016 - 00 | LABEL/D/BATTERY    | 1   | T             |  |             |             |             |         |
| 11  | 1427 - 934 - 013 - 00 | MARK,FUEL/FR       | 1   | T             |  |             |             |             |         |
| 12  | 1640 - 903 - 019 - 10 | LABEL/C/SHIFT      | 1   | T             |  |             |             |             |         |
| 13  | 1620 - 904 - 007 - 00 | LABEL/FUSE/11      | 1   | T             |  |             |             |             |         |
| 14  | 1594 - 904 - 025 - 00 | MARK,FUSE/4        | 1   | T             |  |             |             |             |         |
| 15  | 1640 - 903 - 005 - 10 | LABEL/START/F      | 1   | T             |  |             |             |             |         |
| 16  | 1640 - 903 - 046 - 00 | LABEL/W/ROPS/E50   | 1   | T             |  |             |             |             |         |

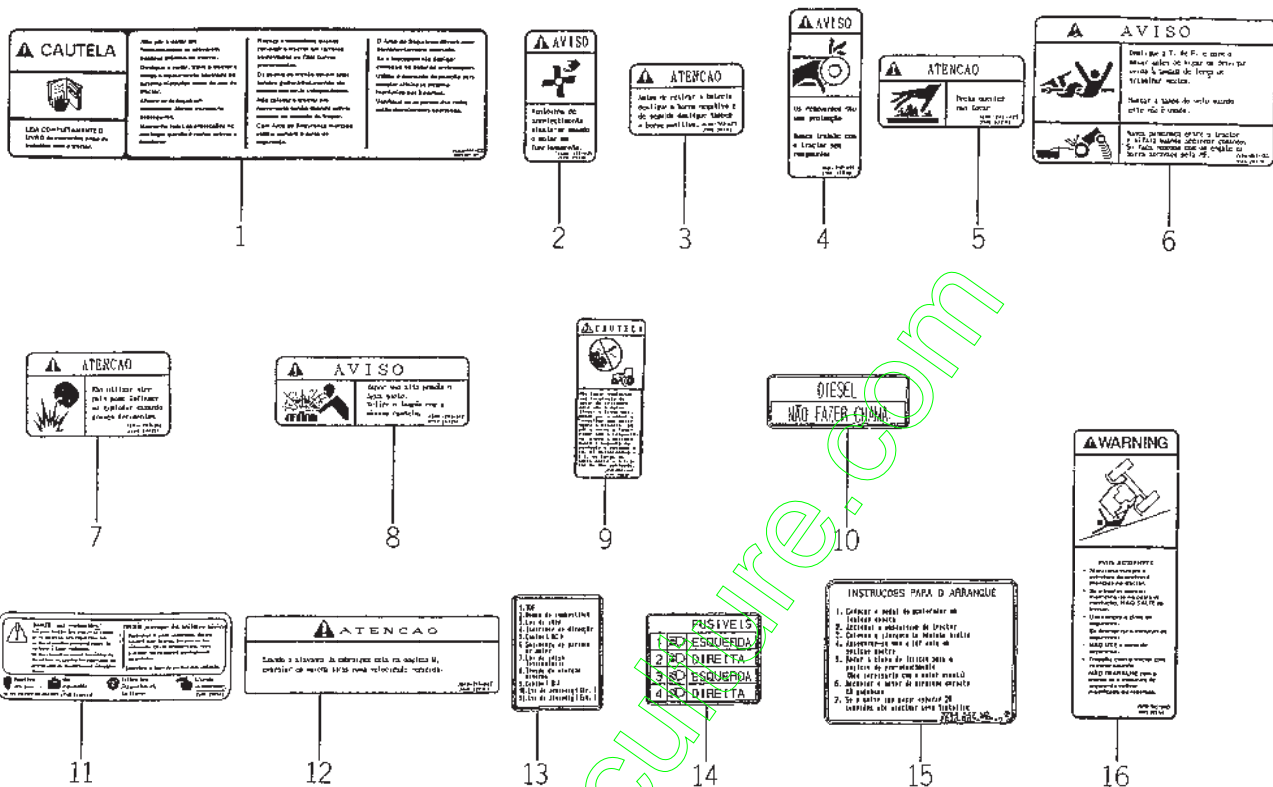
FIG. 70 LABEL (GERMAN) (OPTION)



1620-904B

| KEY | PART CODE             | DESCRIPTION        | QTY | TYPE OF MODEL |  | I<br>T<br>C | C<br>O<br>L | G<br>R<br>P | REMARKS |
|-----|-----------------------|--------------------|-----|---------------|--|-------------|-------------|-------------|---------|
|     |                       |                    |     | TMG18         |  |             |             |             |         |
| 1   | 1640 - 904 - 024 - 00 | LABEL/C/DRIVE/D    | 1   | T             |  |             |             |             |         |
| 2   | 1640 - 903 - 026 - 00 | LABEL/W/FAN        | 2   | T             |  |             |             |             |         |
| 3   | 1640 - 903 - 027 - 00 | LABEL/C/BATTERY    | 1   | T             |  |             |             |             |         |
| 4   | 1640 - 903 - 028 - 00 | LABEL/W/SHIELD     | 2   | T             |  |             |             |             |         |
| 5   | 1640 - 903 - 029 - 00 | LABEL/W/MUFFLER    | 1   | T             |  |             |             |             |         |
| 6   | 1640 - 903 - 032 - 00 | LABEL/W/SHIELD/PTO | 1   | T             |  |             |             |             |         |
| 7   | 1640 - 903 - 031 - 00 | LABEL/W/ETHER      | 1   | T             |  |             |             |             |         |
| 8   | 1640 - 903 - 033 - 00 | LABEL/W/RADIATOR   | 1   | T             |  |             |             |             |         |
| 9   | 1640 - 903 - 035 - 00 | LABEL/D/STARTER    | 1   | T             |  |             |             |             |         |
| 10  | 1600 - 902 - 023 - 00 | LABEL FUEL/D       | 1   | T             |  |             |             |             |         |
| 11  | 1640 - 903 - 036 - 00 | LABEL/D/BATTERY    | 1   | T             |  |             |             |             |         |
| 12  | 1640 - 903 - 039 - 00 | LABEL/C/SHIFT      | 1   | T             |  |             |             |             |         |
| 13  | 1620 - 904 - 008 - 00 | LABEL/FUSE/11      | 1   | T             |  |             |             |             |         |
| 14  | 1594 - 904 - 025 - 00 | MARK,FUSE/4        | 1   | T             |  |             |             |             |         |
| 15  | 1640 - 903 - 025 - 10 | LABEL/START/D      | 1   | T             |  |             |             |             |         |
| 16  | 1640 - 903 - 047 - 00 | LABEL/W/ROPS/E20   | 1   | T             |  |             |             |             |         |

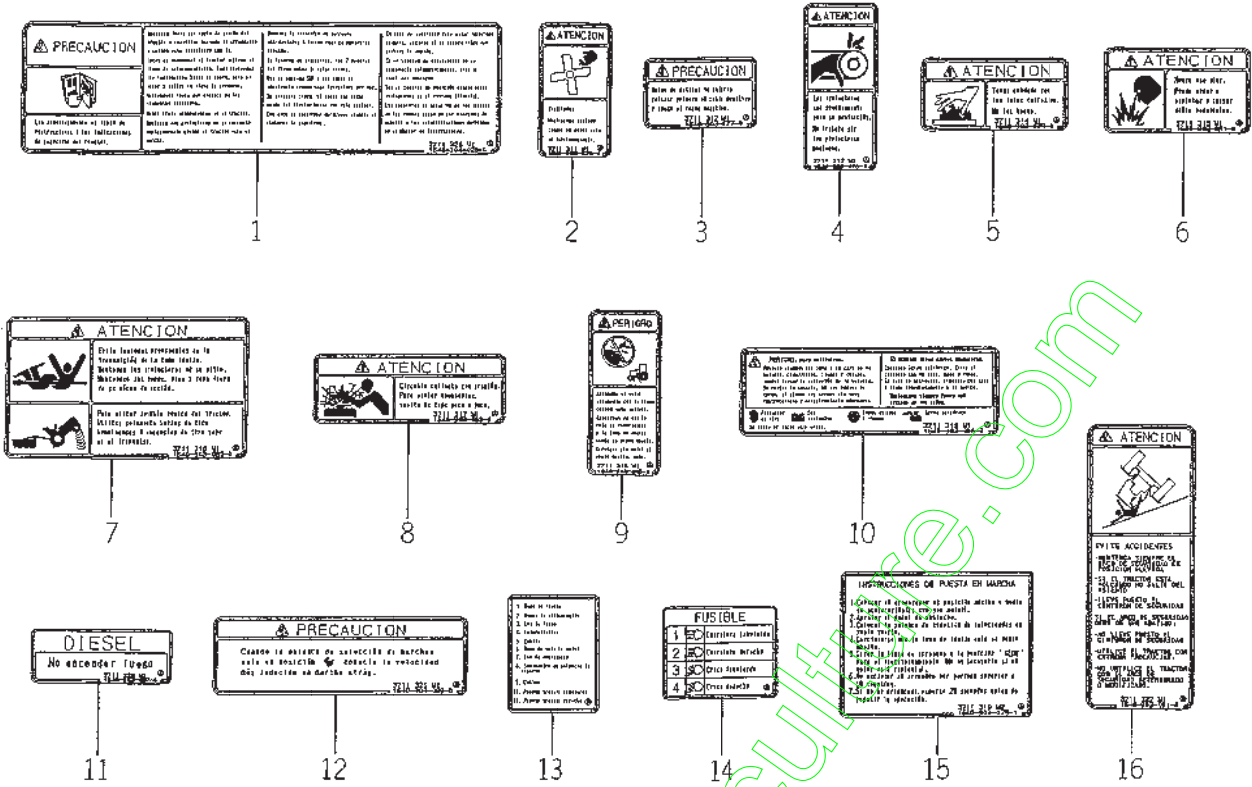
FIG. 71 LABEL (PORTUGAL) (OPTION)



1620-984C

| KEY | PART CODE             | DESCRIPTION        | QTY | TYPE OF MODEL |  | I<br>T<br>C | C<br>O<br>L | G<br>R<br>P | REMARKS |
|-----|-----------------------|--------------------|-----|---------------|--|-------------|-------------|-------------|---------|
|     |                       |                    |     | TMG18         |  |             |             |             |         |
| 1   | 1640 - 904 - 025 - 00 | LABEL/C/DRIVE/P    | 1   | T             |  |             |             |             |         |
| 2   | 1640 - 903 - 056 - 00 | LABEL/W/FAN        | 2   | T             |  |             |             |             |         |
| 3   | 1640 - 903 - 057 - 00 | LABEL/C/BATTERY    | 1   | T             |  |             |             |             |         |
| 4   | 1640 - 903 - 058 - 00 | LABEL/W/SHIELD     | 2   | T             |  |             |             |             |         |
| 5   | 1640 - 903 - 059 - 00 | LABEL/W/MUFFLER    | 1   | T             |  |             |             |             |         |
| 6   | 1640 - 903 - 062 - 00 | LABEL/W/SHIELD/PTO | 1   | T             |  |             |             |             |         |
| 7   | 1640 - 903 - 061 - 00 | LABEL/W/ETHER      | 1   | T             |  |             |             |             |         |
| 8   | 1640 - 903 - 063 - 00 | LABEL/W/RADIATOR   | 1   | T             |  |             |             |             |         |
| 9   | 1640 - 903 - 065 - 00 | LABEL/D/STARTER    | 1   | T             |  |             |             |             |         |
| 10  | 1640 - 903 - 067 - 00 | LABEL/FUEL/P       | 1   | T             |  |             |             |             |         |
| 11  | 1640 - 903 - 066 - 00 | LABEL/D/BATTERY    | 1   | T             |  |             |             |             |         |
| 12  | 1640 - 903 - 069 - 00 | LABEL/C/SHIFT      | 1   | T             |  |             |             |             |         |
| 13  | 1620 - 904 - 009 - 00 | LABEL/FUSE/11      | 1   | T             |  |             |             |             |         |
| 14  | 1640 - 903 - 052 - 00 | LABEL/FUSE/4       | 1   | T             |  |             |             |             |         |
| 15  | 1640 - 903 - 055 - 10 | LABEL/START/P      | 1   | T             |  |             |             |             |         |
| 16  | 1640 - 903 - 048 - 00 | LABEL/W/ROPS/E40P  | 1   | T             |  |             |             |             |         |

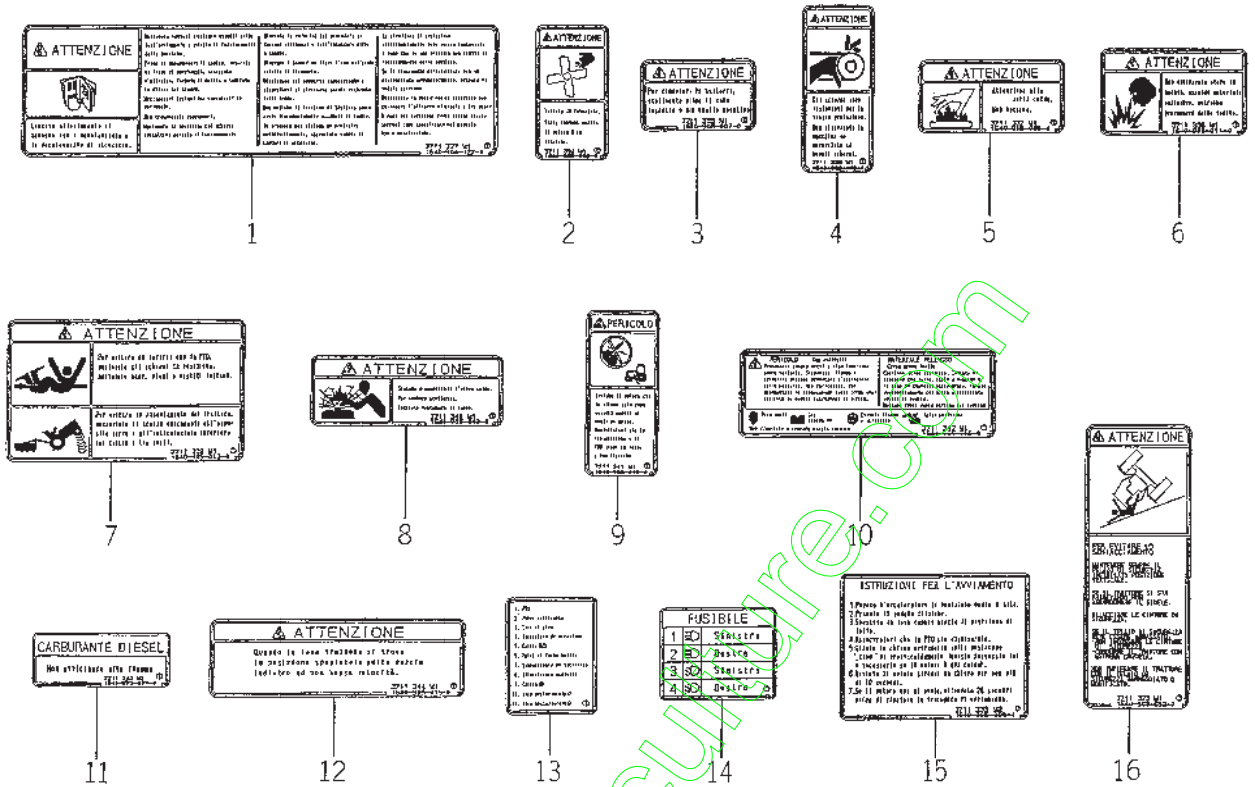
FIG. 72 LABEL (E40A) (OPTION)



1620-5048

| KEY | PART CODE             | DESCRIPTION          | QTY | TYPE OF MODEL |   |     | REMARKS |
|-----|-----------------------|----------------------|-----|---------------|---|-----|---------|
|     |                       |                      |     | T             | C | GRP |         |
| 1   | 1640 - 904 - 026 - 00 | LABEL/C/DRIVE/A      | 1   | T             |   |     |         |
| 2   | 1640 - 903 - 076 - 00 | LABEL/W/FAN/A        | 2   | T             |   |     |         |
| 3   | 1640 - 903 - 077 - 00 | LABEL/C/BATTERY/A    | 1   | T             |   |     |         |
| 4   | 1640 - 903 - 078 - 00 | LABEL/W/SHIELD/A     | 2   | T             |   |     |         |
| 5   | 1640 - 903 - 079 - 00 | LABEL/W/MUFFLER/A    | 1   | T             |   |     |         |
| 6   | 1640 - 903 - 081 - 00 | LABEL/W/ETHER/A      | 1   | T             |   |     |         |
| 7   | 1640 - 903 - 082 - 00 | LABEL/W/SHIELD/PTO/A | 1   | T             |   |     |         |
| 8   | 1640 - 903 - 083 - 00 | LABEL/W/RADIATOR/A   | 1   | T             |   |     |         |
| 9   | 1640 - 903 - 085 - 00 | LABEL/D/STARTER/A    | 1   | F             |   |     |         |
| 10  | 1640 - 903 - 086 - 00 | LABEL/D/BATTERY/A    | 1   | T             |   |     |         |
| 11  | 1640 - 903 - 087 - 00 | LABEL/FUEL/A         | 1   | T             |   |     |         |
| 12  | 1640 - 903 - 089 - 00 | LABEL/C/SHIFT/A      | 1   | T             |   |     |         |
| 13  | 1620 - 904 - 012 - 00 | LABEL/FUSE/11/A      | 1   | F             |   |     |         |
| 14  | 1640 - 903 - 072 - 00 | LABEL/FUSE/4/A       | 1   | T             |   |     |         |
| 15  | 1640 - 903 - 075 - 10 | LABEL/START/A        | 1   | T             |   |     |         |
| 16  | 1640 - 903 - 091 - 00 | LABEL/W/ROPS/A       | 1   | T             |   |     |         |

FIG. 73 LABEL (E40T) (OPTION)



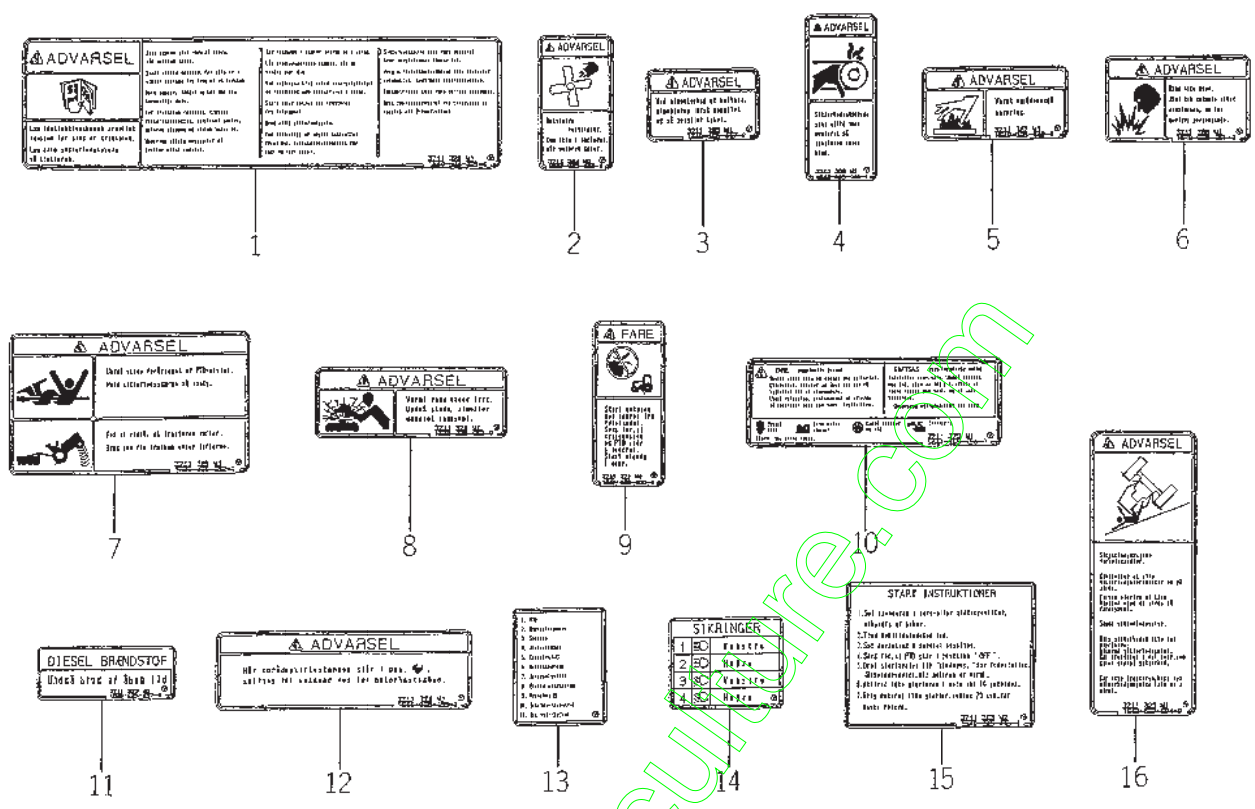
1620-904E

| KEY | PART CODE       | DESCRIPTION          | QTY | TYPE OF MODEL |       |       | REMARKS |
|-----|-----------------|----------------------|-----|---------------|-------|-------|---------|
|     |                 |                      |     | TMG18         | I T C | C O L |         |
| 1   | 1640-904-027-00 | LABEL/C/DRIVE/T      | 1   | T             |       |       |         |
| 2   | 1640-905-006-00 | LABEL/W/FAN/T        | 2   | T             |       |       |         |
| 3   | 1640-905-007-00 | LABEL/C/BATTERY/T    | 1   | T             |       |       |         |
| 4   | 1640-905-008-00 | LABEL/W/SHIELD/T     | 2   | T             |       |       |         |
| 5   | 1640-905-009-00 | LABEL/W/MUFFLER/T    | 1   | T             |       |       |         |
| 6   | 1640-905-011-00 | LABEL/W/ETHER/T      | 1   | T             |       |       |         |
| 7   | 1640-905-012-00 | LABEL/W/SHIELD/PTO/T | 1   | T             |       |       |         |
| 8   | 1640-905-013-00 | LABEL/W/RADIATOR/T   | 1   | T             |       |       |         |
| 9   | 1640-905-015-00 | LABEL/D/STARTER/T    | 1   | T             |       |       |         |
| 10  | 1640-905-016-00 | LABEL/D/BATTERY/T    | 1   | T             |       |       |         |
| 11  | 1640-905-017-00 | LABEL/FUEL/T         | 1   | T             |       |       |         |
| 12  | 1640-905-019-00 | LABEL/C/SHIFT/T      | 1   | T             |       |       |         |
| 13  | 1620-904-013-00 | LABEL/FUSE/11/T      | 1   | T             |       |       |         |
| 14  | 1640-905-002-00 | LABEL/FUSE/4/T       | 1   | T             |       |       |         |
| 15  | 1640-905-005-10 | LABEL/START/T        | 1   | T             |       |       |         |
| 16  | 1640-903-092-00 | LABEL/W/ROPS/T       | 1   | T             |       |       |         |





FIG. 75 LABEL (E40V) (OPTION)

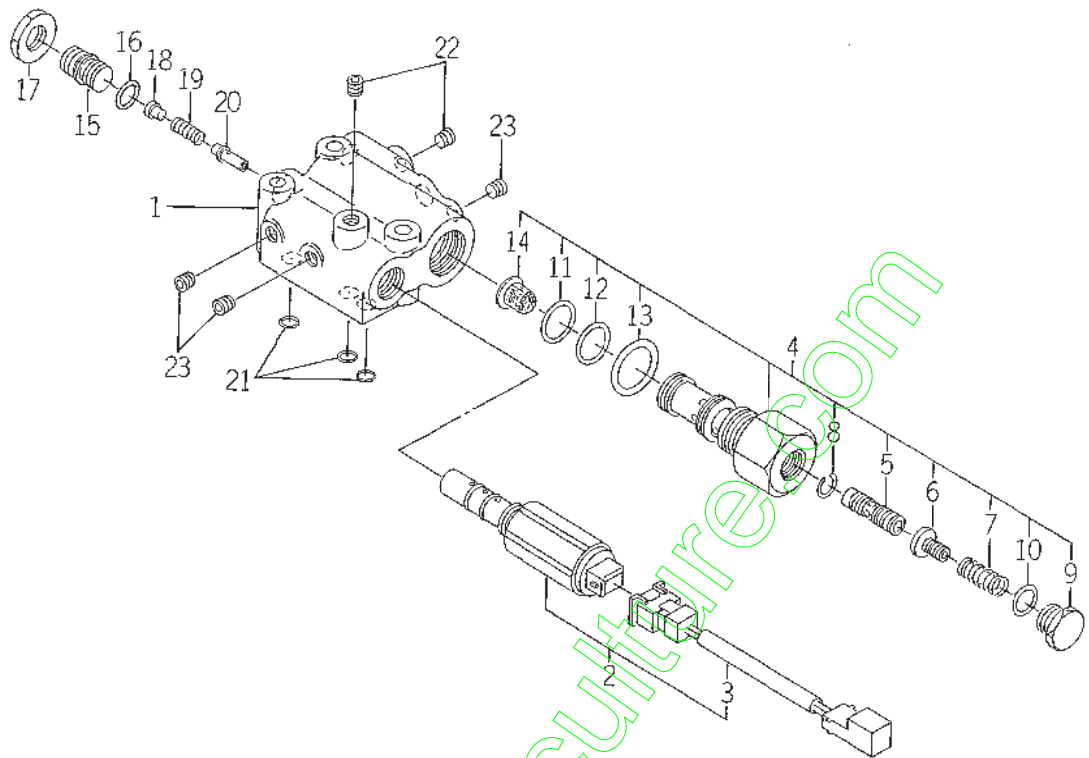


1620-EC96

| KEY | PART CODE             | DESCRIPTION          | QTY | TYPE OF MODEL |  | I T C | C O L | G R P | REMARKS |
|-----|-----------------------|----------------------|-----|---------------|--|-------|-------|-------|---------|
|     |                       |                      |     | TMG18         |  |       |       |       |         |
| 1   | 1640 - 904 - 029 - 00 | LABEL/C/DRIVE/V      | 1   | T             |  |       |       |       |         |
| 2   | 1640 - 905 - 046 - 00 | LABEL/W/FAN/V        | 2   | T             |  |       |       |       |         |
| 3   | 1640 - 905 - 047 - 00 | LABEL/C/BATTERY/V    | 1   | T             |  |       |       |       |         |
| 4   | 1640 - 905 - 048 - 00 | LABEL/W/SHIELD/V     | 2   | T             |  |       |       |       |         |
| 5   | 1640 - 905 - 049 - 00 | LABEL/W/MUFFLER/V    | 1   | T             |  |       |       |       |         |
| 6   | 1640 - 905 - 051 - 00 | LABEL/W/ETHER/V      | 1   | T             |  |       |       |       |         |
| 7   | 1640 - 905 - 052 - 00 | LABEL/W/SHIELD/PTO/V | 1   | T             |  |       |       |       |         |
| 8   | 1640 - 905 - 053 - 00 | LABEL/W/RADIATOR/V   | 1   | T             |  |       |       |       |         |
| 9   | 1640 - 905 - 055 - 00 | LABEL/D/STARTER/V    | 1   | T             |  |       |       |       |         |
| 10  | 1640 - 905 - 056 - 00 | LABEL/D/BATTERY/V    | 1   | T             |  |       |       |       |         |
| 11  | 1640 - 905 - 057 - 00 | LABEL/FUEL/V         | 1   | T             |  |       |       |       |         |
| 12  | 1640 - 905 - 059 - 00 | LABEL/C/SHIFT/V      | 1   | T             |  |       |       |       |         |
| 13  | 1620 - 904 - 015 - 00 | LABEL/FUSE/11/V      | 1   | T             |  |       |       |       |         |
| 14  | 1640 - 905 - 042 - 00 | LABEL/FUSE/4/V       | 1   | T             |  |       |       |       |         |
| 15  | 1640 - 905 - 045 - 10 | LABEL/START/V        | 1   | T             |  |       |       |       |         |
| 16  | 1640 - 903 - 094 - 00 | LABEL/W/ROPS/V       | 1   | T             |  |       |       |       |         |



FIG. 77 COMPONENT PARTS FOR K200 - 053 - 000 - 00 ON Flg.45



K200-0530

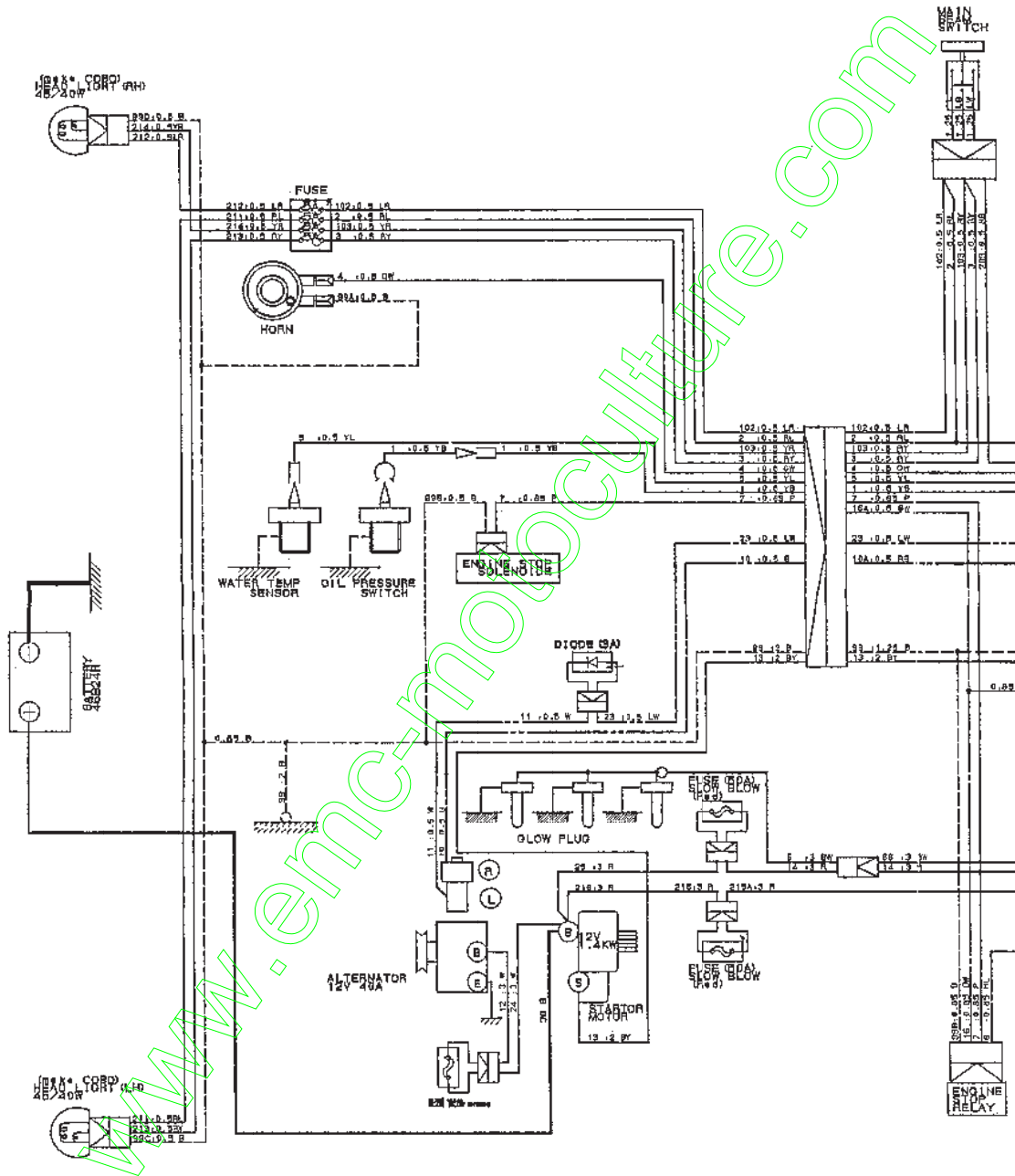
| KEY | PART CODE             | DESCRIPTION          | QTY | TYPE OF MODEL |  | I<br>T<br>C | C<br>O<br>L | G<br>R<br>P | REMARKS |
|-----|-----------------------|----------------------|-----|---------------|--|-------------|-------------|-------------|---------|
|     |                       |                      |     | TMG18         |  |             |             |             |         |
| 1   | K200 - 053 - 001 - 00 | BODY/HVA1/053        | 1   | *             |  |             |             |             |         |
| 2   | K200 - 053 - 100 - 00 | VALVE/SOLENOID/NC SE | 1   | *             |  |             |             |             |         |
| 3   | K200 - 053 - 102 - 00 | HARNESS/PA/BLUE      | 1   | *             |  |             |             |             |         |
| 4   | K233 - 005 - 000 - 00 | VALVE/FLOCON ASSY    | 1   | *             |  |             |             |             |         |
| 5   | K233 - 005 - 001 - 00 | SPOOL FLOCON/1.15    | 1   | *             |  |             |             |             |         |
| 6   | K233 - 002 - 003 - 00 | SPRING/GUIDE         | 1   | *             |  |             |             |             |         |
| 7   | K233 - 002 - 004 - 00 | SPRING/HCO27         | 1   | *             |  |             |             |             |         |
| 8   | K233 - 002 - 005 - 00 | SPOOL/STOPPER        | 1   | *             |  |             |             |             |         |
| 9   | K211 - 008 - 011 - 00 | PLUG                 | 1   | *             |  |             |             |             |         |
| 10  | V720 - 112 - 401 - 40 | O - RING/P14         | 1   | *             |  |             |             |             |         |
| 11  | V720 - 112 - 401 - 80 | O - RING/P18         | 1   | *             |  |             |             |             |         |
| 12  | V720 - 112 - 402 - 00 | O - RING/P20         | 1   | *             |  |             |             |             |         |
| 13  | V720 - 113 - 502 - 50 | RING/O               | 1   | *             |  |             |             |             |         |
| 14  | 1650 - 508 - 002 - 00 | FILTER/LINE/12X18X15 | 1   | *             |  |             |             |             |         |
| 15  | K250 - 031 - 005 - 00 | SCREW/F              | 1   | *             |  |             |             |             |         |
| 16  | V720 - 102 - 401 - 20 | O - RING/P12         | 1   | *             |  |             |             |             |         |
| 17  | K250 - 001 - 007 - 00 | NUT                  | 1   | *             |  |             |             |             |         |
| 18  | K200 - 053 - 002 - 00 | PLATE/SPRING         | 1   | *             |  |             |             |             |         |
| 19  | K200 - 035 - 006 - 00 | SPRING/HCO20         | 1   | *             |  |             |             |             |         |
| 20  | K190 - 001 - 202 - 10 | POPPET               | 1   | *             |  |             |             |             |         |
| 21  | V720 - 111 - 900 - 70 | O - RING/P 7         | 3   | *             |  |             |             |             |         |
| 22  | V780 - 140 - 000 - 2T | PLUG/SCREW/SEAL      | 2   | *             |  |             |             |             |         |
| 23  | V780 - 140 - 000 - 1T | PLUG/SCREW/SEAL      | 3   | *             |  |             |             |             |         |



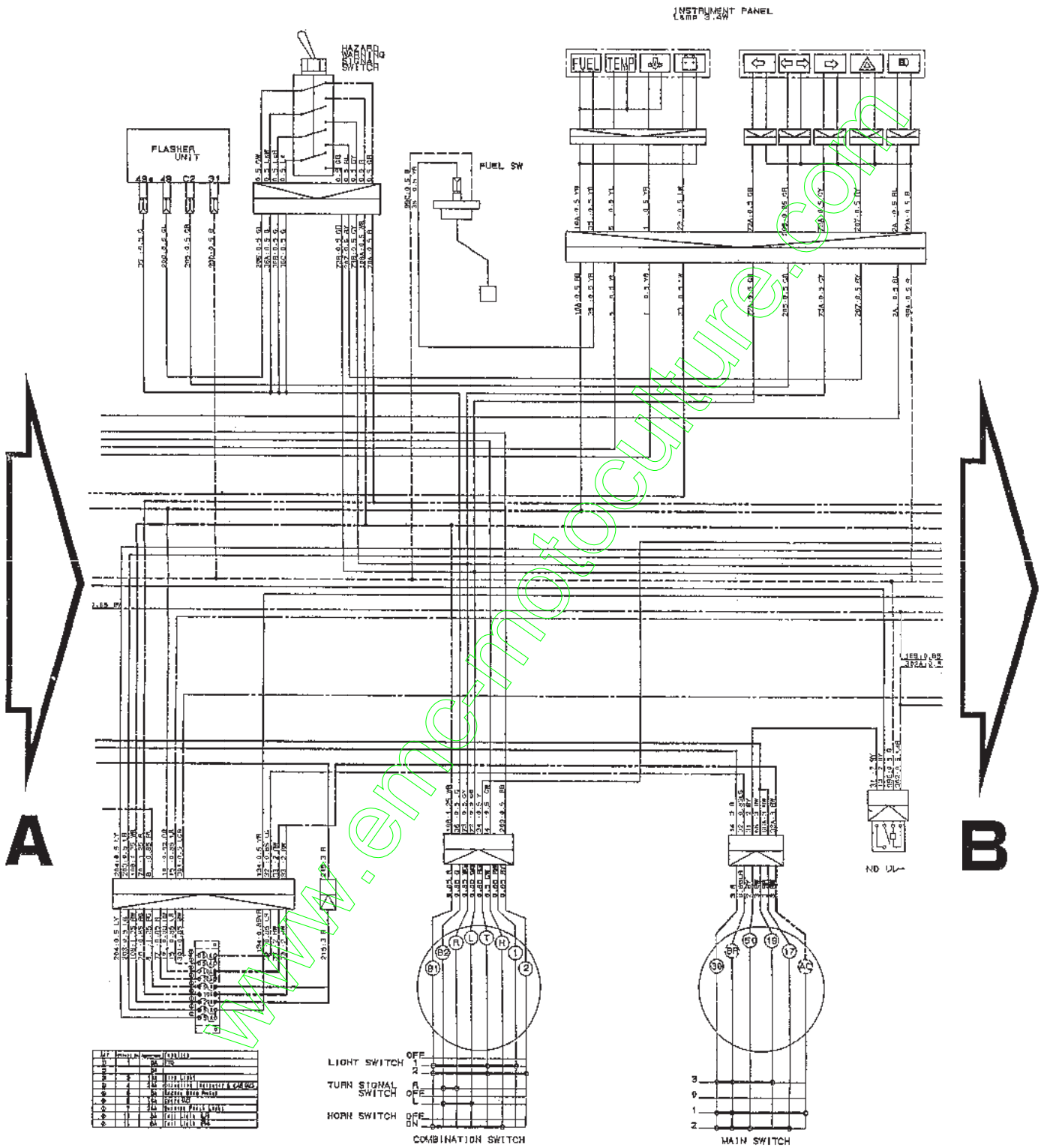




# WIRING DIAGRAM (E4) (1)



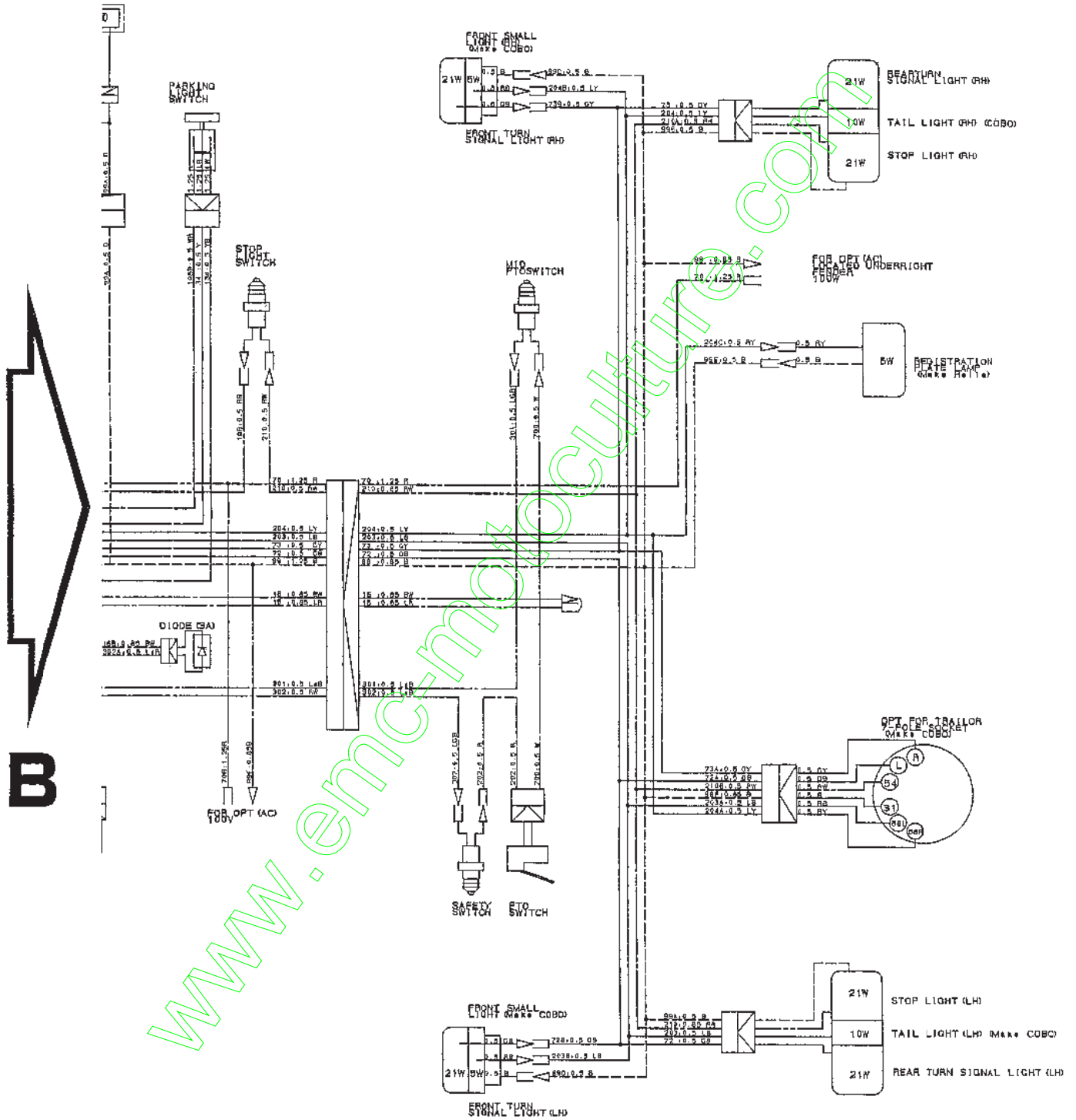
# WIRING DIAGRAM (E4) (2)



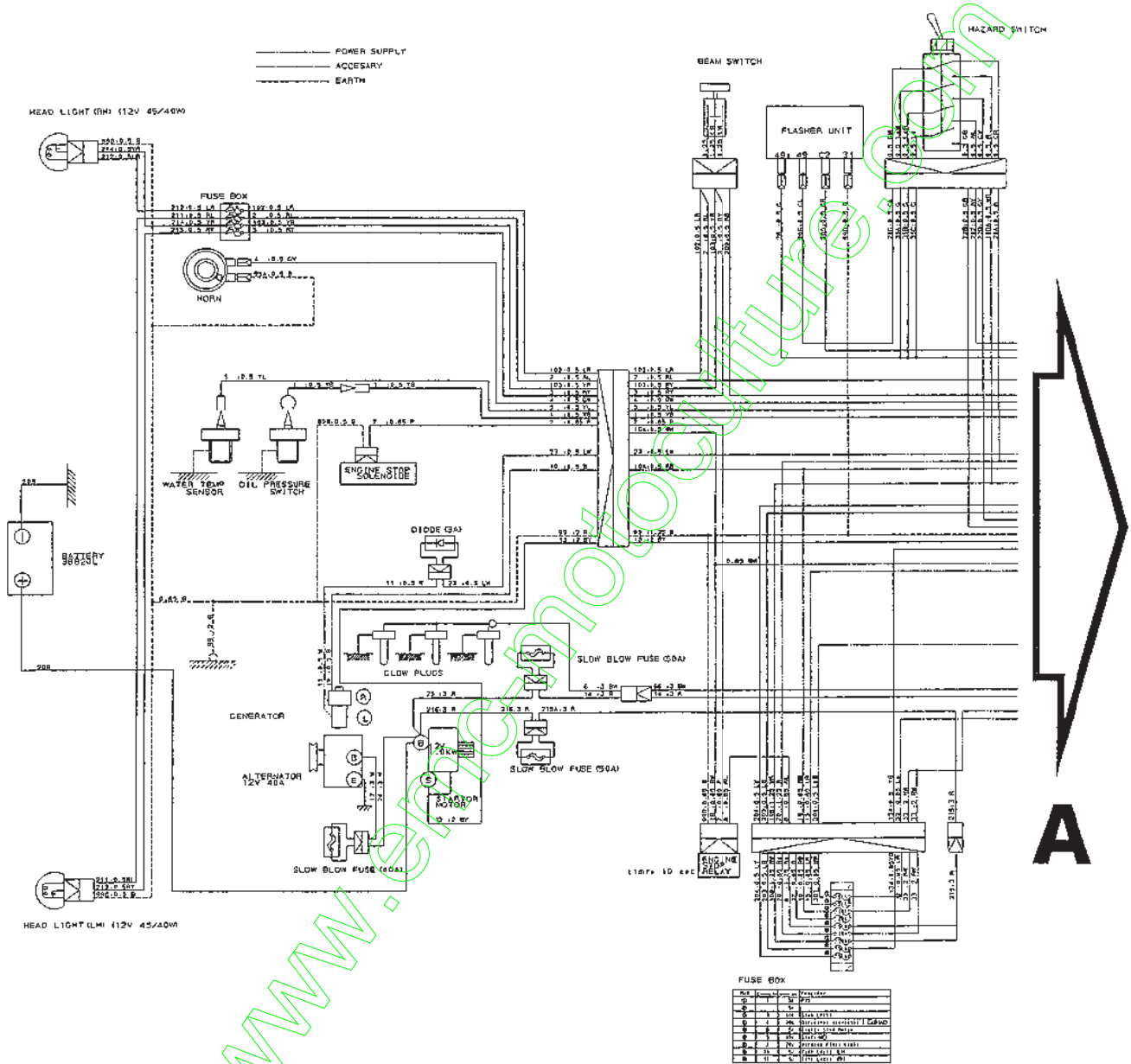
| Wiring | Color | Terminal | Component       |
|--------|-------|----------|-----------------|
| 1      | Red   | 1        | IGNITION SWITCH |
| 2      | Red   | 2        | IGNITION SWITCH |
| 3      | Red   | 3        | IGNITION SWITCH |
| 4      | Red   | 4        | IGNITION SWITCH |
| 5      | Red   | 5        | IGNITION SWITCH |
| 6      | Red   | 6        | IGNITION SWITCH |
| 7      | Red   | 7        | IGNITION SWITCH |
| 8      | Red   | 8        | IGNITION SWITCH |
| 9      | Red   | 9        | IGNITION SWITCH |
| 10     | Red   | 10       | IGNITION SWITCH |
| 11     | Red   | 11       | IGNITION SWITCH |
| 12     | Red   | 12       | IGNITION SWITCH |
| 13     | Red   | 13       | IGNITION SWITCH |
| 14     | Red   | 14       | IGNITION SWITCH |
| 15     | Red   | 15       | IGNITION SWITCH |
| 16     | Red   | 16       | IGNITION SWITCH |
| 17     | Red   | 17       | IGNITION SWITCH |
| 18     | Red   | 18       | IGNITION SWITCH |
| 19     | Red   | 19       | IGNITION SWITCH |
| 20     | Red   | 20       | IGNITION SWITCH |
| 21     | Red   | 21       | IGNITION SWITCH |
| 22     | Red   | 22       | IGNITION SWITCH |
| 23     | Red   | 23       | IGNITION SWITCH |
| 24     | Red   | 24       | IGNITION SWITCH |
| 25     | Red   | 25       | IGNITION SWITCH |
| 26     | Red   | 26       | IGNITION SWITCH |
| 27     | Red   | 27       | IGNITION SWITCH |
| 28     | Red   | 28       | IGNITION SWITCH |
| 29     | Red   | 29       | IGNITION SWITCH |
| 30     | Red   | 30       | IGNITION SWITCH |
| 31     | Red   | 31       | IGNITION SWITCH |
| 32     | Red   | 32       | IGNITION SWITCH |
| 33     | Red   | 33       | IGNITION SWITCH |
| 34     | Red   | 34       | IGNITION SWITCH |
| 35     | Red   | 35       | IGNITION SWITCH |
| 36     | Red   | 36       | IGNITION SWITCH |
| 37     | Red   | 37       | IGNITION SWITCH |
| 38     | Red   | 38       | IGNITION SWITCH |
| 39     | Red   | 39       | IGNITION SWITCH |
| 40     | Red   | 40       | IGNITION SWITCH |
| 41     | Red   | 41       | IGNITION SWITCH |
| 42     | Red   | 42       | IGNITION SWITCH |
| 43     | Red   | 43       | IGNITION SWITCH |
| 44     | Red   | 44       | IGNITION SWITCH |
| 45     | Red   | 45       | IGNITION SWITCH |
| 46     | Red   | 46       | IGNITION SWITCH |
| 47     | Red   | 47       | IGNITION SWITCH |
| 48     | Red   | 48       | IGNITION SWITCH |
| 49     | Red   | 49       | IGNITION SWITCH |
| 50     | Red   | 50       | IGNITION SWITCH |
| 51     | Red   | 51       | IGNITION SWITCH |
| 52     | Red   | 52       | IGNITION SWITCH |
| 53     | Red   | 53       | IGNITION SWITCH |
| 54     | Red   | 54       | IGNITION SWITCH |
| 55     | Red   | 55       | IGNITION SWITCH |
| 56     | Red   | 56       | IGNITION SWITCH |
| 57     | Red   | 57       | IGNITION SWITCH |
| 58     | Red   | 58       | IGNITION SWITCH |
| 59     | Red   | 59       | IGNITION SWITCH |
| 60     | Red   | 60       | IGNITION SWITCH |
| 61     | Red   | 61       | IGNITION SWITCH |
| 62     | Red   | 62       | IGNITION SWITCH |
| 63     | Red   | 63       | IGNITION SWITCH |
| 64     | Red   | 64       | IGNITION SWITCH |
| 65     | Red   | 65       | IGNITION SWITCH |
| 66     | Red   | 66       | IGNITION SWITCH |
| 67     | Red   | 67       | IGNITION SWITCH |
| 68     | Red   | 68       | IGNITION SWITCH |
| 69     | Red   | 69       | IGNITION SWITCH |
| 70     | Red   | 70       | IGNITION SWITCH |
| 71     | Red   | 71       | IGNITION SWITCH |
| 72     | Red   | 72       | IGNITION SWITCH |
| 73     | Red   | 73       | IGNITION SWITCH |
| 74     | Red   | 74       | IGNITION SWITCH |
| 75     | Red   | 75       | IGNITION SWITCH |
| 76     | Red   | 76       | IGNITION SWITCH |
| 77     | Red   | 77       | IGNITION SWITCH |
| 78     | Red   | 78       | IGNITION SWITCH |
| 79     | Red   | 79       | IGNITION SWITCH |
| 80     | Red   | 80       | IGNITION SWITCH |
| 81     | Red   | 81       | IGNITION SWITCH |
| 82     | Red   | 82       | IGNITION SWITCH |
| 83     | Red   | 83       | IGNITION SWITCH |
| 84     | Red   | 84       | IGNITION SWITCH |
| 85     | Red   | 85       | IGNITION SWITCH |
| 86     | Red   | 86       | IGNITION SWITCH |
| 87     | Red   | 87       | IGNITION SWITCH |
| 88     | Red   | 88       | IGNITION SWITCH |
| 89     | Red   | 89       | IGNITION SWITCH |
| 90     | Red   | 90       | IGNITION SWITCH |
| 91     | Red   | 91       | IGNITION SWITCH |
| 92     | Red   | 92       | IGNITION SWITCH |
| 93     | Red   | 93       | IGNITION SWITCH |
| 94     | Red   | 94       | IGNITION SWITCH |
| 95     | Red   | 95       | IGNITION SWITCH |
| 96     | Red   | 96       | IGNITION SWITCH |
| 97     | Red   | 97       | IGNITION SWITCH |
| 98     | Red   | 98       | IGNITION SWITCH |
| 99     | Red   | 99       | IGNITION SWITCH |
| 100    | Red   | 100      | IGNITION SWITCH |



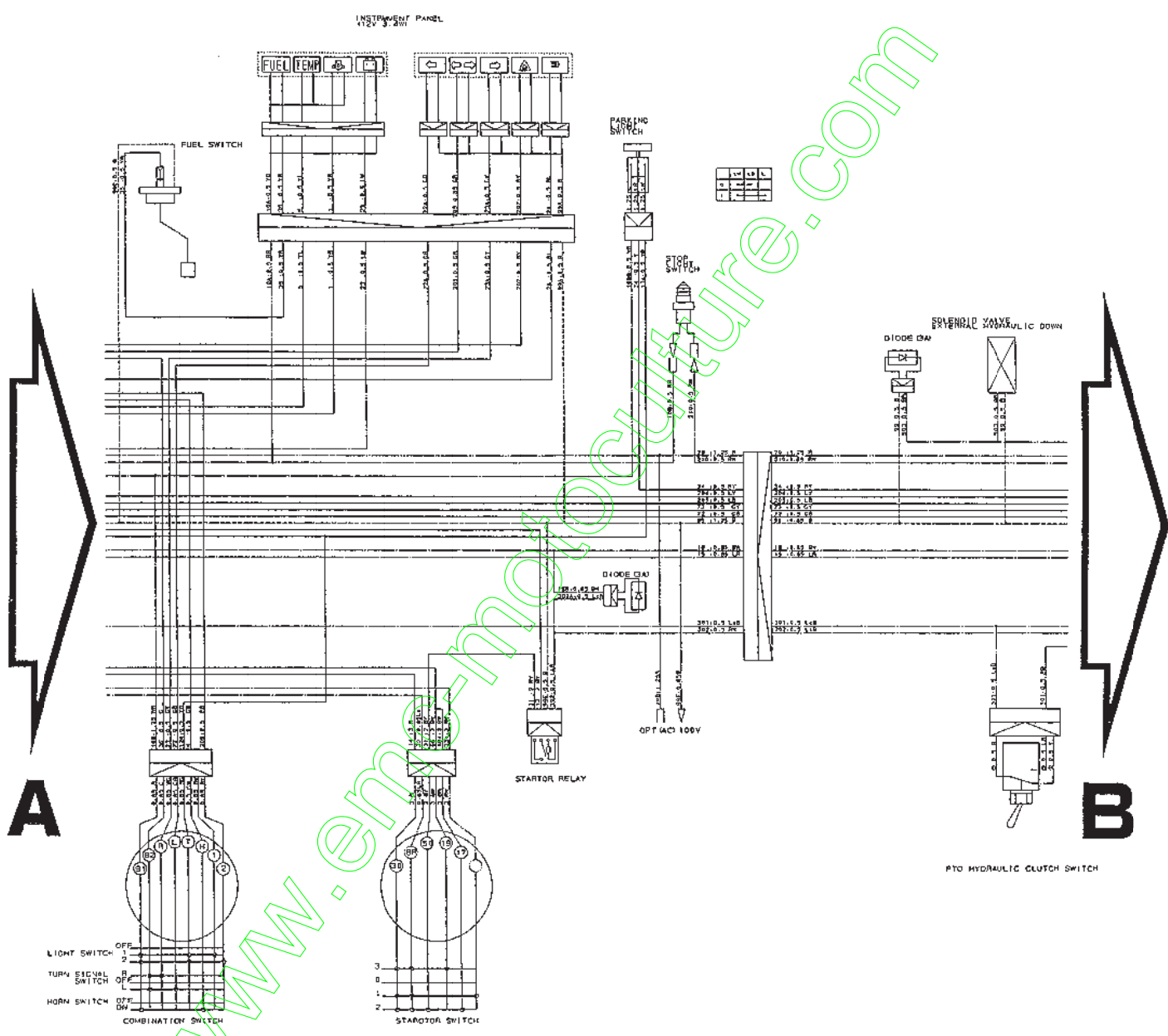
# WIRING DIAGRAM (E4) (3)



# WIRING DIAGRAM (E4/G/SV) (1)

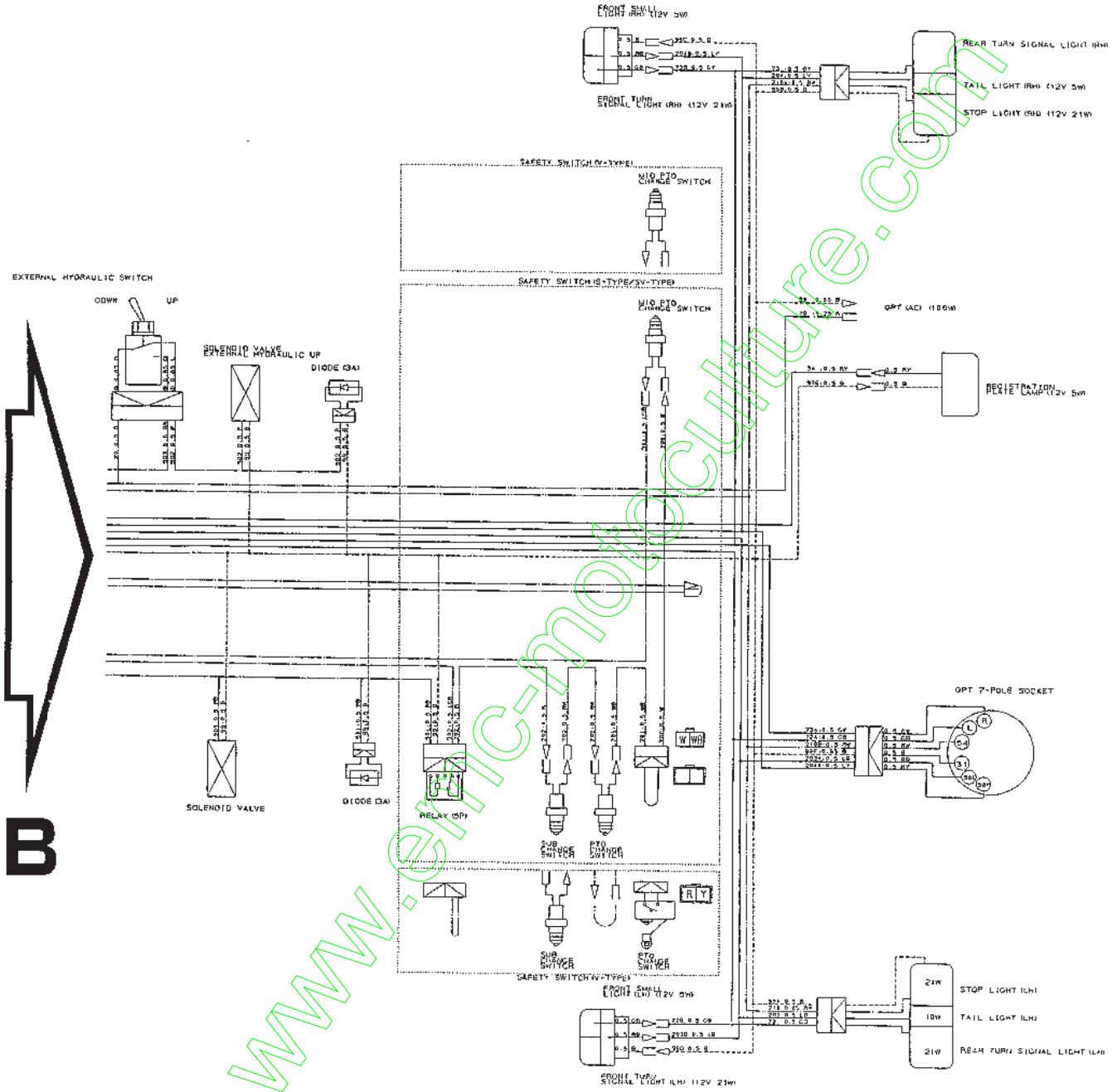


# WIRING DIAGRAM (E4/G/SV) (2)



www.en-motoculture.com

# WIRING DIAGRAM (E4/G/SV) (3)



## NUMERICAL INDEX

6003-097-180-00

| PART CODE       | FIG. KEY | PART CODE       | FIG. KEY | PART CODE       | FIG. KEY |
|-----------------|----------|-----------------|----------|-----------------|----------|
| J061-210-015-00 | 17 23    | 6209-050-001-00 | 9 35     | 6211-361-010-10 | 7 1      |
| P117-303-003-00 | 9 25     | 6209-050-002-00 | 9 36     | 6211-510-001-00 | 5 10     |
| V203-361-004-50 | 22 8     | 6209-056-001-00 | 20 7     | 6211-511-003-00 | 5 11     |
| V211-560-802-00 | 3 3      | 6209-300-002-00 | 17 18    | 6211-511-004-00 | 5 12     |
|                 | 9 14     | 6209-300-004-00 | 8 5      | 6211-540-001-00 | 6 1      |
|                 | 17 19    | 6209-300-013-00 | 5 29     | 6211-560-001-00 | 6 3      |
|                 | 17 27    | 6209-360-028-10 | 2 6      | 6211-599-001-10 | 5 13     |
|                 | 22 3     | 6209-409-001-00 | 9 21     |                 | 6 2      |
| V211-560-802-50 | 4 3      | 6209-409-003-00 | 11 18    |                 | 6 4      |
| V341-120-008-00 | 9 22     | 6209-440-003-00 | 13 7     | 6211-715-002-00 | 1 5      |
| V411-260-006-00 | 20 39    | 6209-490-002-00 | 2 4      | 6211-721-001-00 | 1 6      |
| V523-100-802-40 | 5 17     | 6209-500-003-00 | 9 19     | 6211-721-002-00 | 1 7      |
| V523-101-001-80 | 15 2     |                 | 9 28     | 6211-751-001-10 | 2 2      |
| V600-110-600-40 | 20 12    | 6209-500-005-00 | 11 22    | 6211-760-012-20 | 5 28     |
| V600-110-600-50 | 9 52     | 6209-580-002-10 | 20 36    | 6211-777-007-20 | 10 1     |
| V600-110-620-30 | 20 11    | 6209-587-001-00 | 13 4     | 6212-111-015-10 | 13 1     |
| V600-150-600-20 | 15 8     | 6209-605-004-00 | 1 4      | 6212-114-015-10 | 14 1     |
| V682-200-000-60 | 1 9      | 6209-605-005-10 | 5 30     | 6212-116-015-10 | 14 3     |
| V704-140-016-00 | 11 16    | 6209-610-001-00 | 5 3      | 6212-121-008-00 | 13 2     |
| V705-140-012-00 | 9 34     | 6209-610-002-10 | 9 4      | 6212-124-008-00 | 14 2     |
| V710-140-004-00 | 20 21    | 6209-625-001-00 | 5 14     | 6212-126-008-00 | 14 4     |
|                 | 20 32    | 6209-625-002-00 | 9 9      | 6212-211-001-10 | 13 3     |
| V720-101-900-80 | 20 35    | 6209-630-002-10 | 23 6     | 6212-230-003-00 | 13 5     |
| V720-102-401-50 | 16 9     | 6209-740-001-00 | 9 29     | 6212-235-001-00 | 13 6     |
| V720-102-401-80 | 7 3      | 6209-749-001-10 | 5 15     | 6212-261-006-00 | 13 8     |
| V723-102-002-40 | 9 39     |                 | 9 49     | 6212-264-006-00 | 6 5      |
| V723-102-003-60 | 9 43     | 6209-940-004-00 | 11 15    | 6212-266-006-00 | 6 6      |
| V723-102-005-00 | 9 48     | 6211-110-020-20 | 1 1      | 6212-310-008-10 | 15 1     |
| V723-102-005-50 | 17 31    | 6211-141-008-20 | 1 10     | 6212-330-017-20 | 15 5     |
| 1373-121-001-00 | 22 4     | 6211-150-008-00 | 1 2      | 6212-333-003-00 | 15 6     |
| 1425-621-004-00 | 9 17     | 6211-170-004-10 | 2 1      | 6212-370-011-00 | 15 10    |
| 3625-301-002-00 | 7 2      | 6211-173-003-00 | 2 3      | 6212-371-009-00 | 15 11    |
| 3625-540-004-00 | 9 41     | 6211-210-050-10 | 5 1      | 6212-372-002-10 | 15 12    |
| 6209-000-002-00 | 11 19    | 6211-258-001-00 | 5 8      | 6212-379-001-00 | 15 15    |
| 6209-000-003-00 | 1 11     | 6211-258-002-00 | 5 9      | 6212-511-002-00 | 12 1     |
| 6209-000-004-10 | 5 2      | 6211-291-016-00 | 5 24     | 6212-521-002-00 | 15 3     |
| 6209-000-013-00 | 15 9     | 6211-292-001-20 | 5 25     | 6212-522-003-00 | 12 2     |
| 6209-009-001-00 | 16 6     | 6211-310-021-00 | 9 1      | 6212-523-003-00 | 12 6     |
| 6209-030-005-00 | 9 10     | 6211-311-011-00 | 9 44     | 6212-524-002-00 | 20 9     |
| 6209-030-006-00 | 9 16     | 6211-312-002-20 | 9 45     | 6212-530-005-10 | 9 51     |
| 6209-030-043-00 | 17 28    | 6211-312-003-10 | 9 30     | 6212-531-005-10 | 5 6      |
| 6209-030-044-00 | 20 16    | 6211-319-003-00 | 9 47     | 6212-535-001-00 | 12 4     |
| 6209-031-083-00 | 18 4     | 6211-322-002-00 | 9 56     | 6212-535-002-00 | 20 13    |
| 6209-046-001-00 | 22 5     | 6211-341-032-00 | 8 1      | 6212-551-001-00 | 11 1     |
|                 | 9 18     | 6211-342-002-10 | 8 2      | 6212-552-001-00 | 11 2     |

| PART CODE       | FIG. KEY |    | PART CODE       | FIG. KEY |    | PART CODE       | FIG. KEY |    |
|-----------------|----------|----|-----------------|----------|----|-----------------|----------|----|
| 6212-561-001-00 | 11       | 3  | 6213-674-006-10 | 22       | 2  | 6215-543-001-10 | 20       | 19 |
| 6212-563-001-00 | 11       | 4  | 6213-711-003-20 | 17       | 30 | 6215-546-003-00 | 9        | 20 |
| 6212-565-001-00 | 11       | 5  | 6213-716-001-40 | 17       | 24 | 6215-549-001-10 | 5        | 27 |
| 6212-569-002-00 | 1        | 8  | 6213-721-003-00 | 17       | 25 | 6215-549-003-00 | 20       | 22 |
| 6212-571-001-10 | 11       | 6  | 6213-721-007-00 | 5        | 23 | 6215-549-005-10 | 20       | 26 |
| 6212-575-001-00 | 11       | 7  | 6213-729-013-10 | 17       | 22 | 6215-549-006-00 | 20       | 27 |
| 6212-600-002-00 | 11       | 8  | 6213-743-002-10 | 17       | 26 | 6215-549-007-10 | 20       | 37 |
| 6212-611-004-10 | 11       | 9  | 6214-111-011-20 | 3        | 1  | 6215-549-008-00 | 20       | 41 |
| 6212-616-002-00 | 11       | 17 | 6214-115-001-20 | 3        | 2  | 6215-549-009-00 | 20       | 28 |
| 6212-620-001-10 | 11       | 10 | 6214-141-010-10 | 4        | 1  | 6215-549-010-00 | 20       | 29 |
| 6212-621-002-10 | 11       | 11 | 6214-145-001-30 | 4        | 2  | 6215-549-023-00 | 20       | 30 |
| 6212-626-002-10 | 11       | 12 | 6215-300-030-00 | 19       | 1  | 6215-549-024-00 | 20       | 31 |
| 6212-628-004-00 | 11       | 13 | 6215-311-005-00 | 24       | 18 | 6215-549-027-10 | 20       | 25 |
| 6212-628-005-00 | 11       | 14 | 6215-315-002-00 | 19       | 2  | 6215-549-028-00 | 20       | 24 |
| 6213-100-003-20 | 16       | 1  | 6215-330-021-00 | 24       | 1  | 6215-600-109-10 | 20       | 1  |
| 6213-111-001-20 | 16       | 2  | 6215-332-002-00 | 24       | 15 | 6215-611-002-00 | 25       | 1  |
| 6213-120-003-00 | 16       | 3  | 6215-339-002-00 | 24       | 14 | 6215-612-002-00 | 25       | 49 |
| 6213-125-001-00 | 16       | 4  | 6215-342-002-00 | 24       | 2  | 6215-619-012-00 | 25       | 50 |
| 6213-140-008-00 | 16       | 8  | 6215-343-002-00 | 24       | 3  | 6215-619-014-00 | 25       | 53 |
| 6213-149-002-00 | 16       | 10 | 6215-345-044-00 | 24       | 4  |                 | 25       | 57 |
| 6213-160-002-00 | 9        | 31 | 6215-345-045-00 | 24       | 5  | 6215-619-015-00 | 25       | 54 |
| 6213-161-001-00 | 9        | 32 | 6215-345-046-00 | 24       | 6  | 6215-619-016-00 | 25       | 55 |
| 6213-164-001-00 | 9        | 33 | 6215-345-047-00 | 24       | 7  | 6215-619-026-00 | 25       | 56 |
| 6213-211-001-10 | 9        | 42 | 6215-345-048-00 | 24       | 8  | 6215-619-030-00 | 25       | 52 |
| 6213-240-002-00 | 16       | 15 | 6215-345-049-00 | 24       | 9  | 6215-621-001-30 | 20       | 8  |
| 6213-311-003-10 | 16       | 12 | 6215-345-050-00 | 24       | 10 | 6215-622-002-00 | 25       | 12 |
| 6213-319-004-00 | 9        | 2  | 6215-345-051-00 | 24       | 11 | 6215-629-017-00 | 25       | 13 |
| 6213-610-005-40 | 17       | 1  | 6215-345-052-00 | 24       | 12 | 6215-629-018-00 | 25       | 14 |
| 6213-611-003-20 | 17       | 2  | 6215-345-053-00 | 24       | 13 | 6215-629-020-00 | 25       | 18 |
| 6213-612-004-00 | 17       | 9  | 6215-359-003-00 | 24       | 16 | 6215-629-021-00 | 25       | 19 |
| 6213-613-002-10 | 17       | 8  | 6215-359-004-00 | 24       | 17 | 6215-629-022-00 | 25       | 20 |
| 6213-614-003-10 | 17       | 12 | 6215-411-074-10 | 21       | 2  | 6215-629-023-00 | 25       | 21 |
| 6213-614-006-10 | 17       | 17 | 6215-411-075-00 | 19       | 3  | 6215-629-024-00 | 25       | 22 |
| 6213-619-002-00 | 17       | 11 | 6215-411-076-00 | 19       | 4  | 6215-629-025-00 | 25       | 23 |
| 6213-619-003-00 | 17       | 10 | 6215-411-077-00 | 19       | 5  | 6215-629-026-00 | 25       | 24 |
| 6213-619-005-00 | 17       | 16 | 6215-412-006-00 | 21       | 1  | 6215-629-027-00 | 25       | 25 |
| 6213-621-003-00 | 17       | 6  | 6215-520-001-00 | 20       | 15 | 6215-629-028-00 | 25       | 26 |
| 6213-622-002-10 | 17       | 5  | 6215-526-001-10 | 20       | 17 | 6215-629-029-00 | 25       | 27 |
| 6213-631-002-00 | 17       | 3  | 6215-531-021-00 | 20       | 33 | 6215-629-030-00 | 25       | 28 |
| 6213-631-005-00 | 17       | 4  | 6215-541-001-00 | 20       | 18 | 6215-629-031-00 | 25       | 29 |
| 6213-641-004-00 | 18       | 2  | 6215-541-016-30 | 20       | 23 | 6215-629-032-00 | 25       | 30 |
| 6213-642-002-00 | 17       | 7  | 6215-541-024-10 | 20       | 34 | 6215-629-033-00 | 25       | 31 |
| 6213-660-007-00 | 18       | 1  | 6215-542-004-20 | 9        | 24 | 6215-629-034-00 | 25       | 32 |
| 6213-669-008-00 | 18       | 3  | 6215-542-005-00 | 9        | 26 | 6215-629-068-00 | 25       | 33 |
| 6213-671-012-00 | 18       | 5  | 6215-542-006-00 | 20       | 20 | 6215-629-069-00 | 25       | 34 |

6003-097-180-00

| PART CODE       | FIG. KEY | PART CODE       | FIG. KEY | PART CODE       | FIG. KEY |
|-----------------|----------|-----------------|----------|-----------------|----------|
| 6215-629-070-00 | 25 35    | 6281-129-010-00 | 26 4     | 6581-129-096-00 | 26 16    |
| 6215-629-071-00 | 25 36    | 6281-129-011-00 | 26 5     | 6581-129-099-00 | 26 13    |
| 6215-629-072-00 | 25 37    | 6281-129-020-00 | 26 7     | 6581-129-100-00 | 26 14    |
| 6215-629-073-00 | 25 38    | 6281-151-005-00 | 26 8     | 6901-050-850-00 | 11 20    |
| 6215-629-074-00 | 25 39    | 6281-200-005-00 | 22 1     | 6901-066-645-00 | 15 16    |
| 6215-629-075-00 | 25 40    | 6281-213-006-00 | 27 7     | 6901-910-612-00 | 7 4      |
| 6215-629-076-00 | 25 41    | 6281-214-003-00 | 27 12    |                 | 12 5     |
| 6215-629-077-00 | 25 42    | 6281-214-004-00 | 27 13    |                 | 20 14    |
| 6215-629-078-00 | 25 43    | 6281-215-001-00 | 27 17    |                 | 23 7     |
| 6215-629-079-00 | 25 44    | 6281-216-001-00 | 27 18    | 6901-910-614-00 | 5 26     |
| 6215-629-080-00 | 25 45    | 6281-217-001-00 | 27 16    | 6901-910-616-00 | 9 40     |
| 6215-629-081-00 | 25 46    | 6281-221-001-00 | 27 4     | 6901-910-625-00 | 16 7     |
| 6215-629-082-00 | 25 47    | 6281-222-004-00 | 27 1     | 6901-910-816-00 | 16 11    |
| 6215-631-017-00 | 25 2     | 6281-229-002-00 | 27 2     | 6901-910-830-00 | 17 32    |
| 6215-634-002-00 | 25 15    | 6281-229-003-00 | 27 3     | 6901-910-840-00 | 3 4      |
| 6215-635-002-00 | 25 8     | 6281-229-004-00 | 27 6     | 6901-910-845-00 | 9 15     |
| 6215-635-008-00 | 25 51    | 6281-229-005-00 | 27 5     |                 | 17 13    |
| 6215-637-002-00 | 25 48    | 6281-229-006-00 | 27 8     | 6901-911-020-00 | 8 3      |
| 6215-639-006-00 | 25 16    | 6281-229-007-00 | 27 9     |                 | 10 2     |
| 6215-639-007-00 | 25 17    | 6281-229-008-00 | 27 11    | 6902-050-610-00 | 15 13    |
| 6215-641-007-00 | 25 3     | 6281-229-009-00 | 27 10    | 6902-050-816-00 | 9 46     |
| 6215-643-002-00 | 25 4     | 6281-229-011-00 | 27 15    | 6904-110-818-00 | 5 19     |
| 6215-644-002-00 | 25 6     | 6281-229-012-00 | 27 19    | 6904-110-822-00 | 9 5      |
| 6215-649-003-00 | 25 5     | 6281-229-013-00 | 27 20    |                 | 9 50     |
| 6215-649-004-00 | 25 7     | 6281-229-014-00 | 27 21    | 6904-110-840-00 | 5 20     |
| 6215-649-005-00 | 25 9     | 6281-229-015-00 | 27 22    | 6904-110-850-00 | 9 7      |
| 6215-649-006-00 | 25 10    | 6281-229-016-00 | 27 23    | 6904-110-855-00 | 9 6      |
| 6215-649-007-00 | 25 11    | 6281-229-017-00 | 27 24    | 6908-000-716-00 | 12 3     |
| 6219-310-003-10 | 9 38     | 6281-229-018-00 | 27 25    |                 | 20 10    |
| 6219-732-002-00 | 23 4     | 6281-229-029-00 | 27 14    | 6908-000-750-00 | 15 4     |
| 6219-752-001-00 | 20 2     | 6281-271-002-00 | 27 26    | 6908-160-408-00 | 16 5     |
| 6219-752-002-00 | 20 3     | 6281-410-014-00 | 23 3     | 6908-160-510-00 | 5 18     |
| 6219-752-003-00 | 20 4     | 6281-910-001-00 | 23 5     |                 | 9 8      |
| 6219-752-004-00 | 20 5     | 6281-920-001-00 | 23 8     | 6908-160-816-00 | 5 16     |
| 6219-752-005-00 | 20 6     | 6281-971-003-00 | 23 1     |                 | 8 4      |
| 6281-100-005-00 | 22 7     | 6282-450-002-00 | 23 2     |                 | 15 7     |
| 6281-111-002-00 | 26 1     | 6294-453-002-00 | 5 21     | 6909-110-406-00 | 9 37     |
| 6281-115-005-00 | 26 11    | 6509-000-084-00 | 9 11     |                 | 20 38    |
| 6281-116-002-00 | 26 2     | 6509-605-019-10 | 5 5      | 6909-110-408-00 | 9 53     |
| 6281-118-002-00 | 26 9     |                 | 9 3      |                 | 9 57     |
| 6281-121-003-00 | 26 3     | 6511-321-083-00 | 9 55     |                 | 26 22    |
| 6281-124-001-00 | 26 6     | 6513-770-022-10 | 17 29    | 6909-110-410-00 | 22 6     |
| 6281-129-006-00 | 26 17    | 6581-117-007-00 | 26 10    |                 | 22 9     |
| 6281-129-008-00 | 26 18    | 6581-123-011-00 | 26 12    | 6909-110-508-00 | 9 12     |
| 6281-129-009-00 | 26 19    | 6581-129-092-00 | 26 15    |                 | 11 21    |

| PART CODE       | FIG. KEY                               | PART CODE | FIG. KEY | PART CODE | FIG. KEY |
|-----------------|--|-----------|----------|-----------|----------|
| 6909-110-508-00 | 17 14<br>17 20                         |           |          |           |          |
| 6909-111-508-00 | 26 20                                  |           |          |           |          |
| 6909-150-506-00 | 15 14<br>20 40                         |           |          |           |          |
| 6909-150-508-00 | 9 13<br>9 54<br>9 58<br>17 15<br>17 21 |           |          |           |          |
| 6909-150-510-00 | 26 21<br>22 10                         |           |          |           |          |
| 6909-202-308-00 | 9 27                                   |           |          |           |          |
| 6909-572-008-00 | 2 5                                    |           |          |           |          |
| 6909-830-212-00 | 1 12                                   |           |          |           |          |
| 6909-902-299-00 | 5 22                                   |           |          |           |          |
| 6909-906-105-10 | 16 13                                  |           |          |           |          |
| 6909-920-843-00 | 9 23<br>16 14                          |           |          |           |          |
| 6911-129-006-00 | 1 3                                    |           |          |           |          |
| 6911-129-083-00 | 5 7                                    |           |          |           |          |
| 6911-219-195-00 | 5 4                                    |           |          |           |          |
|                 |  |           |          |           |          |
|                 |  |           |          |           |          |
|                 |  |           |          |           |          |
|                 |  |           |          |           |          |
|                 |  |           |          |           |          |
|                 |  |           |          |           |          |

www.emc-motoculture.com



## NUMERICAL INDEX

6003-097-190-00

| PART CODE       | FIG. KEY | PART CODE       | FIG. KEY | PART CODE       | FIG. KEY |
|-----------------|----------|-----------------|----------|-----------------|----------|
| J061-210-015-00 | 17 23    | 6209-056-001-00 | 20 7     | 6211-361-010-10 | 7 1      |
| P117-303-003-00 | 9 25     | 6209-300-002-00 | 17 18    | 6211-510-001-00 | 5 10     |
| V203-361-004-50 | 22 8     | 6209-300-004-00 | 8 5      | 6211-511-003-00 | 5 11     |
| V211-560-802-00 | 3 3      | 6209-300-013-00 | 5 29     | 6211-511-004-00 | 5 12     |
|                 | 9 14     | 6209-360-028-10 | 2 6      | 6211-540-001-00 | 6 1      |
|                 | 17 19    | 6209-409-001-00 | 9 21     | 6211-560-001-00 | 6 3      |
|                 | 17 27    | 6209-409-003-00 | 11 18    | 6211-599-001-10 | 5 13     |
|                 | 22 3     | 6209-440-003-00 | 13 7     |                 | 6 2      |
| V211-560-802-50 | 4 3      | 6209-490-002-00 | 2 4      |                 | 6 4      |
| V341-120-008-00 | 9 22     | 6209-500-003-00 | 9 19     | 6211-715-002-00 | 1 5      |
| V411-260-006-00 | 20 39    |                 | 9 28     | 6211-721-001-00 | 1 6      |
| V523-100-802-40 | 5 17     | 6209-500-005-00 | 11 22    | 6211-721-002-00 | 1 7      |
| V523-101-001-80 | 15 2     | 6209-580-002-10 | 20 36    | 6211-751-001-10 | 2 2      |
| V600-110-600-40 | 20 12    | 6209-587-001-00 | 13 4     | 6211-760-012-20 | 5 28     |
| V600-110-600-50 | 9 52     | 6209-605-004-10 | 1 4      | 6211-777-007-20 | 10 1     |
| V600-110-620-30 | 20 11    | 6209-605-005-10 | 5 30     | 6212-111-015-10 | 13 1     |
| V682-200-000-60 | 1 9      | 6209-610-001-00 | 5 3      | 6212-114-015-10 | 14 1     |
| V704-140-016-00 | 11 16    | 6209-610-002-10 | 9 4      | 6212-116-015-10 | 14 3     |
| V705-140-012-00 | 9 34     | 6209-625-001-00 | 5 14     | 6212-121-008-00 | 13 2     |
| V710-140-004-00 | 20 21    | 6209-625-002-00 | 9 9      | 6212-124-008-00 | 14 2     |
|                 | 20 32    | 6209-630-002-10 | 23 6     | 6212-126-008-00 | 14 4     |
| V720-101-900-80 | 20 35    | 6209-740-001-00 | 9 29     | 6212-211-001-10 | 13 3     |
| V720-102-401-50 | 16 9     | 6209-749-001-20 | 5 15     | 6212-230-003-00 | 13 5     |
| V720-102-401-80 | 7 3      |                 | 9 49     | 6212-235-001-00 | 13 6     |
| V723-102-002-40 | 9 39     | 6209-920-002-00 | 9 23     | 6212-261-006-00 | 13 8     |
| V723-102-003-60 | 9 43     |                 | 16 14    | 6212-264-006-00 | 6 5      |
| V723-102-005-00 | 9 48     | 6209-940-004-00 | 11 15    | 6212-266-006-00 | 6 6      |
| V723-102-005-50 | 17 31    | 6211-110-020-20 | 1 1      | 6212-310-008-10 | 15 1     |
| 1373-121-001-00 | 22 4     | 6211-141-008-20 | 1 10     | 6212-330-046-00 | 15 5     |
| 1425-621-004-00 | 9 17     | 6211-150-008-00 | 1 2      | 6212-333-003-00 | 15 6     |
| 3625-301-002-00 | 7 2      | 6211-170-004-10 | 2 1      | 6212-339-004-10 | 15 8     |
| 3625-540-004-00 | 9 41     | 6211-173-003-00 | 2 3      | 6212-370-011-00 | 15 9     |
| 6209-000-002-00 | 11 19    | 6211-210-050-10 | 5 1      | 6212-371-009-00 | 15 10    |
| 6209-000-003-00 | 1 11     | 6211-258-001-00 | 5 8      | 6212-372-002-10 | 15 11    |
| 6209-000-004-10 | 5 2      | 6211-258-002-00 | 5 9      | 6212-379-001-00 | 15 14    |
| 6209-000-025-00 | 15 7     | 6211-291-016-00 | 5 24     | 6212-511-002-00 | 12 1     |
| 6209-030-005-00 | 9 10     | 6211-292-001-20 | 5 25     | 6212-521-002-00 | 15 3     |
| 6209-030-006-00 | 9 16     | 6211-310-021-00 | 9 1      | 6212-522-003-00 | 12 2     |
|                 | 17 28    | 6211-311-011-00 | 9 44     | 6212-523-003-00 | 12 6     |
| 6209-030-043-00 | 20 16    | 6211-312-002-20 | 9 45     | 6212-524-002-00 | 20 9     |
| 6209-030-044-00 | 18 4     | 6211-312-003-10 | 9 30     | 6212-530-005-10 | 9 51     |
| 6209-031-083-00 | 22 5     | 6211-319-003-00 | 9 47     | 6212-531-005-10 | 5 6      |
| 6209-046-001-00 | 9 18     | 6211-322-002-00 | 9 56     | 6212-535-001-00 | 12 4     |
| 6209-050-001-00 | 9 35     | 6211-341-032-00 | 8 1      | 6212-535-002-00 | 20 13    |
| 6209-050-002-00 | 9 36     | 6211-342-002-10 | 8 2      | 6212-551-001-00 | 11 1     |

| PART CODE       | FIG. KEY | PART CODE       | FIG. KEY | PART CODE       | FIG. KEY |
|-----------------|----------|-----------------|----------|-----------------|----------|
| 6212-552-001-00 | 11 2     | 6213-660-007-00 | 18 1     | 6215-542-006-00 | 20 20    |
| 6212-561-001-00 | 11 3     | 6213-669-008-00 | 18 3     | 6215-543-001-10 | 20 19    |
| 6212-563-001-00 | 11 4     | 6213-671-012-00 | 18 5     | 6215-546-003-00 | 9 20     |
| 6212-565-001-00 | 11 5     | 6213-674-006-10 | 22 2     | 6215-549-001-10 | 5 27     |
| 6212-569-002-00 | 1 8      | 6213-711-003-20 | 17 30    | 6215-549-003-00 | 20 22    |
| 6212-571-003-00 | 11 6     | 6213-716-001-40 | 17 24    | 6215-549-005-10 | 20 26    |
| 6212-575-001-00 | 11 7     | 6213-721-003-00 | 17 25    | 6215-549-006-00 | 20 27    |
| 6212-600-002-00 | 11 8     | 6213-721-007-00 | 5 23     | 6215-549-007-10 | 20 37    |
| 6212-611-004-10 | 11 9     | 6213-729-013-10 | 17 22    | 6215-549-008-00 | 20 41    |
| 6212-616-002-00 | 11 17    | 6213-743-002-10 | 17 26    | 6215-549-009-00 | 20 28    |
| 6212-620-001-10 | 11 10    | 6214-111-011-20 | 3 1      | 6215-549-010-00 | 20 29    |
| 6212-621-002-10 | 11 11    | 6214-115-001-20 | 3 2      | 6215-549-023-00 | 20 30    |
| 6212-626-002-10 | 11 12    | 6214-141-010-10 | 4 1      | 6215-549-024-00 | 20 31    |
| 6212-628-004-00 | 11 13    | 6214-145-001-30 | 4 2      | 6215-549-027-10 | 20 25    |
| 6212-628-005-00 | 11 14    | 6215-300-037-00 | 19 1     | 6215-549-028-10 | 20 24    |
| 6213-100-003-20 | 16 1     | 6215-311-005-00 | 24 16    | 6215-600-109-10 | 20 1     |
| 6213-111-001-30 | 16 2     | 6215-315-002-00 | 19 2     | 6215-611-002-00 | 25 1     |
| 6213-119-001-00 | 16 6     | 6215-330-022-00 | 24 1     | 6215-612-002-00 | 25 49    |
| 6213-120-003-10 | 16 3     | 6215-332-006-00 | 24 15    | 6215-619-012-00 | 25 50    |
| 6213-125-001-00 | 16 4     | 6215-339-004-00 | 24 14    | 6215-619-014-00 | 25 53    |
| 6213-129-003-00 | 16 5     | 6215-342-002-00 | 24 13    | 6215-619-015-00 | 25 57    |
| 6213-140-008-00 | 16 8     | 6215-343-002-00 | 24 12    | 6215-619-016-00 | 25 54    |
| 6213-149-002-00 | 16 10    | 6215-345-044-00 | 24 2     | 6215-619-016-00 | 25 55    |
| 6213-160-002-00 | 9 31     | 6215-345-045-00 | 24 3     | 6215-619-026-00 | 25 56    |
| 6213-161-001-00 | 9 32     | 6215-345-046-00 | 24 4     | 6215-619-030-00 | 25 52    |
| 6213-164-001-00 | 9 33     | 6215-345-047-00 | 24 5     | 6215-621-001-30 | 20 8     |
| 6213-211-001-10 | 9 42     | 6215-345-048-00 | 24 6     | 6215-622-002-00 | 25 12    |
| 6213-240-002-00 | 16 15    | 6215-345-049-00 | 24 7     | 6215-629-017-00 | 25 13    |
| 6213-311-003-10 | 16 12    | 6215-345-050-00 | 24 8     | 6215-629-018-00 | 25 14    |
| 6213-319-004-00 | 9 2      | 6215-345-051-00 | 24 9     | 6215-629-020-00 | 25 18    |
| 6213-610-005-40 | 17 1     | 6215-345-052-00 | 24 10    | 6215-629-021-00 | 25 19    |
| 6213-611-003-20 | 17 2     | 6215-345-053-00 | 24 11    | 6215-629-022-00 | 25 20    |
| 6213-612-004-00 | 17 9     | 6215-411-074-10 | 21 2     | 6215-629-023-00 | 25 21    |
| 6213-613-002-10 | 17 8     | 6215-411-075-00 | 19 3     | 6215-629-024-00 | 25 22    |
| 6213-614-003-10 | 17 12    | 6215-411-076-00 | 19 4     | 6215-629-025-00 | 25 23    |
| 6213-614-006-10 | 17 17    | 6215-411-077-00 | 19 5     | 6215-629-026-00 | 25 24    |
| 6213-619-002-00 | 17 11    | 6215-412-006-00 | 21 1     | 6215-629-027-00 | 25 25    |
| 6213-619-003-00 | 17 10    | 6215-520-001-00 | 20 15    | 6215-629-028-00 | 25 26    |
| 6213-619-005-00 | 17 16    | 6215-526-001-10 | 20 17    | 6215-629-029-00 | 25 27    |
| 6213-621-003-00 | 17 6     | 6215-531-021-00 | 20 33    | 6215-629-030-00 | 25 28    |
| 6213-622-002-10 | 17 5     | 6215-541-001-00 | 20 18    | 6215-629-031-00 | 25 29    |
| 6213-631-002-00 | 17 3     | 6215-541-016-30 | 20 23    | 6215-629-032-00 | 25 30    |
| 6213-631-005-00 | 17 4     | 6215-541-024-10 | 20 34    | 6215-629-033-00 | 25 31    |
| 6213-641-004-00 | 18 2     | 6215-542-004-20 | 9 24     | 6215-629-034-00 | 25 32    |
| 6213-642-002-00 | 17 7     | 6215-542-005-00 | 9 26     | 6215-629-068-00 | 25 33    |

6003-097-190-00

| PART CODE       | FIG. KEY | PART CODE       | FIG. KEY | PART CODE       | FIG. KEY |
|-----------------|----------|-----------------|----------|-----------------|----------|
| 6215-629-069-00 | 25 34    | 6281-129-009-00 | 26 19    | 6581-129-092-00 | 26 15    |
| 6215-629-070-00 | 25 35    | 6281-129-010-00 | 26 4     | 6581-129-096-00 | 26 16    |
| 6215-629-071-00 | 25 36    | 6281-129-011-00 | 26 5     | 6581-129-099-00 | 26 13    |
| 6215-629-072-00 | 25 37    | 6281-129-020-00 | 26 7     | 6581-129-100-00 | 26 14    |
| 6215-629-073-00 | 25 38    | 6281-151-005-00 | 26 8     | 6901-050-850-00 | 11 20    |
| 6215-629-074-00 | 25 39    | 6281-200-005-00 | 22 1     | 6901-066-645-00 | 15 15    |
| 6215-629-075-00 | 25 40    | 6281-213-006-00 | 27 7     | 6901-910-612-00 | 7 4      |
| 6215-629-076-00 | 25 41    | 6281-214-003-00 | 27 12    |                 | 12 5     |
| 6215-629-077-00 | 25 42    | 6281-214-004-00 | 27 13    |                 | 20 14    |
| 6215-629-078-00 | 25 43    | 6281-215-001-00 | 27 17    |                 | 23 7     |
| 6215-629-079-00 | 25 44    | 6281-216-001-00 | 27 18    | 6901-910-614-00 | 5 26     |
| 6215-629-080-00 | 25 45    | 6281-217-001-00 | 27 16    | 6901-910-616-00 | 9 40     |
| 6215-629-081-00 | 25 46    | 6281-221-001-00 | 27 4     | 6901-910-625-00 | 16 7     |
| 6215-629-082-00 | 25 47    | 6281-222-004-00 | 27 1     | 6901-910-816-00 | 16 11    |
| 6215-631-017-00 | 25 2     | 6281-229-002-00 | 27 2     | 6901-910-830-00 | 17 32    |
| 6215-634-002-00 | 25 15    | 6281-229-003-00 | 27 3     | 6901-910-840-00 | 3 4      |
| 6215-635-002-00 | 25 8     | 6281-229-004-00 | 27 6     | 6901-910-845-00 | 9 15     |
| 6215-635-008-00 | 25 51    | 6281-229-005-00 | 27 5     |                 | 17 13    |
| 6215-637-002-00 | 25 48    | 6281-229-006-00 | 27 8     | 6901-911-020-00 | 8 3      |
| 6215-639-006-00 | 25 16    | 6281-229-007-00 | 27 9     |                 | 10 2     |
| 6215-639-007-00 | 25 17    | 6281-229-008-00 | 27 11    | 6902-050-610-00 | 15 12    |
| 6215-641-007-00 | 25 3     | 6281-229-009-00 | 27 10    | 6902-050-816-00 | 9 46     |
| 6215-643-002-00 | 25 4     | 6281-229-011-00 | 27 15    | 6904-110-818-00 | 5 19     |
| 6215-644-002-00 | 25 6     | 6281-229-012-00 | 27 19    | 6904-110-822-00 | 9 5      |
| 6215-649-003-00 | 25 5     | 6281-229-013-00 | 27 20    |                 | 9 50     |
| 6215-649-004-00 | 25 7     | 6281-229-014-00 | 27 21    | 6904-110-840-00 | 5 20     |
| 6215-649-005-00 | 25 9     | 6281-229-015-00 | 27 22    | 6904-110-850-00 | 9 7      |
| 6215-649-006-00 | 25 10    | 6281-229-016-00 | 27 23    | 6904-110-855-00 | 9 6      |
| 6215-649-007-00 | 25 11    | 6281-229-017-00 | 27 24    | 6908-000-716-00 | 12 3     |
| 6219-310-003-10 | 9 38     | 6281-229-018-00 | 27 25    |                 | 20 10    |
| 6219-732-002-00 | 23 4     | 6281-229-029-00 | 27 14    | 6908-000-750-00 | 15 4     |
| 6219-752-001-00 | 20 2     | 6281-271-002-00 | 27 26    | 6908-160-510-00 | 5 18     |
| 6219-752-002-00 | 20 3     | 6281-410-010-00 | 23 3     |                 | 9 8      |
| 6219-752-003-00 | 20 4     | 6281-910-001-00 | 23 5     | 6908-160-816-00 | 5 16     |
| 6219-752-004-00 | 20 5     | 6281-920-001-00 | 23 8     |                 | 8 4      |
| 6219-752-005-00 | 20 6     | 6281-971-003-00 | 23 1     | 6909-110-406-00 | 9 37     |
| 6281-100-005-00 | 22 7     | 6282-450-002-00 | 23 2     |                 | 20 38    |
| 6281-111-002-00 | 26 1     | 6294-453-002-00 | 5 21     | 6909-110-408-00 | 9 53     |
| 6281-115-005-00 | 26 11    | 6509-000-084-00 | 9 11     |                 | 9 57     |
| 6281-116-002-00 | 26 2     | 6509-605-019-10 | 5 5      |                 | 26 22    |
| 6281-118-002-00 | 26 9     |                 | 9 3      | 6909-110-410-00 | 22 6     |
| 6281-121-003-00 | 26 3     | 6511-321-083-00 | 9 55     |                 | 22 9     |
| 6281-124-001-00 | 26 6     | 6513-770-022-10 | 17 29    | 6909-110-508-00 | 9 12     |
| 6281-129-006-00 | 26 17    | 6581-117-007-00 | 26 10    |                 | 11 21    |
| 6281-129-008-00 | 26 18    | 6581-123-011-00 | 26 12    |                 | 17 14    |



## NUMERICAL INDEX

1688-097-100-10

| PART CODE       | FIG. KEY | PART CODE       | FIG. KEY | PART CODE       | FIG. KEY |
|-----------------|----------|-----------------|----------|-----------------|----------|
| J061-210-012-00 | 4 15     | K270-001-200-00 | 46 10    | V201-361-007-50 | 13 48    |
| J061-210-015-00 | 1 25     | K270-001-201-00 | 46 11    | V201-361-008-50 | 37 20    |
| J061-224-032-00 | 1 21     | K273-002-003-00 | 46 7     | V201-361-009-00 | 25 3     |
| J061-230-038-00 | 1 19     | K273-005-000-00 | 46 4     | V201-361-014-00 | 13 49    |
| J061-236-044-00 | 1 18     | K273-005-002-00 | 46 13    | V201-361-202-50 | 8 4      |
|                 | 1 22     | K273-005-100-00 | 46 5     |                 | 9 2      |
| J061-242-050-00 | 3 8      | P113-211-300-00 | 45 7     |                 | 33 9     |
| J061-247-055-00 | 3 10     | P113-211-330-00 | 38 17    | V201-361-204-00 | 8 5      |
| J062-081-087-00 | 4 18     |                 | 39 17    |                 | 9 3      |
| J062-111-120-00 | 4 16     | P117-202-015-00 | 45 6     | V203-261-002-00 | 36 11    |
| K185-031-302-00 | 37 6     | P117-501-230-00 | 47 30    | V203-261-202-00 | 23 5     |
|                 | 37 13    | P117-501-250-00 | 38 14    |                 | 25 26    |
| K185-031-303-00 | 37 7     |                 | 43 6     |                 | 60 3     |
|                 | 37 14    |                 | 47 28    |                 | 61 3     |
| K190-001-202-10 | 77 20    | V111-166-001-20 | 50 24    | V203-361-002-00 | 5 10     |
| K200-035-006-00 | 77 19    | V120-264-000-80 | 57 4     |                 | 36 7     |
| K200-053-000-00 | 45 1     | V120-265-001-00 | 57 6     | V203-361-002-50 | 40 2     |
| K200-053-001-00 | 77 1     | V120-364-002-50 | 58 6     | V203-361-003-00 | 2 3      |
| K200-053-002-00 | 77 18    |                 | 59 6     | V210-260-604-50 | 47 10    |
| K200-053-100-00 | 77 2     | V120-366-001-60 | 56 13    | V210-360-601-20 | 1 9      |
| K200-053-102-00 | 77 3     |                 | 62 26    | V210-360-601-60 | 27 23    |
| K211-008-011-00 | 77 9     |                 | 63 23    |                 | 28 21    |
|                 | 78 5     | V120-376-001-20 | 50 20    |                 | 49 12    |
|                 | 79 5     | V120-376-001-60 | 59 14    |                 | 49 15    |
| K233-002-003-00 | 77 6     |                 | 60 6     |                 | 57 23    |
|                 | 78 2     |                 | 61 7     |                 | 57 26    |
|                 | 79 2     | V120-376-002-00 | 50 12    |                 | 60 17    |
| K233-002-004-00 | 77 7     |                 | 52 17    |                 | 61 18    |
|                 | 78 3     | V200-260-501-0B | 5 7      | V210-360-602-00 | 11 34    |
|                 | 79 3     | V200-260-605-50 | 38 3     |                 | 12 37    |
| K233-002-005-00 | 77 8     |                 | 39 3     |                 | 25 29    |
|                 | 78 4     | V201-260-802-50 | 10 3     | V210-560-603-00 | 54 8     |
|                 | 79 4     | V201-260-803-00 | 29 10    | V211-260-801-60 | 8 9      |
| K233-003-000-00 | 38 9     | V201-260-805-50 | 45 3     |                 | 8 13     |
| K233-003-001-00 | 78 1     | V201-260-806-00 | 45 2     |                 | 9 7      |
| K233-005-000-00 | 77 4     | V201-260-806-50 | 4 11     |                 | 55 22    |
| K233-005-001-00 | 77 5     | V201-260-808-00 | 3 13     | V211-260-802-00 | 5 22     |
| K233-006-000-00 | 39 11    | V201-260-813-00 | 62 27    |                 | 8 32     |
| K233-006-001-00 | 79 1     |                 | 63 24    |                 | 31 35    |
| K250-001-007-00 | 77 17    | V201-261-004-50 | 32 4     |                 | 34 16    |
| K250-018-000-00 | 38 12    | V201-261-202-50 | 40 5     | V211-260-803-00 | 12 35    |
|                 | 39 14    |                 | 52 6     | V211-261-002-00 | 17 14    |
| K250-031-005-00 | 77 15    | V201-261-205-00 | 32 3     |                 | 53 9     |
| K270-001-003-10 | 46 6     | V201-360-804-50 | 27 2     |                 | 53 14    |
| K270-001-004-00 | 46 8     |                 | 28 2     | V211-261-003-00 | 11 32    |

| PART CODE   | FIG. KEY                                  | PART CODE  | FIG. KEY                                  | PART CODE  | FIG. KEY                                 |
|---|---|--|---|--|--|
| V211-360-801-60                                       | 1 13<br>1 16<br>5 2<br>6 10<br>6 15       | V211-561-003-50<br><br>V211-660-802-00                                   | 8 35<br>9 17<br>37 19<br>11 24<br>12 27   | V304-260-008-00  | 35 4<br>35 13<br>35 23<br>35 35<br>35 40 |
|   | 17 4<br>23 4<br>24 4<br>25 25<br>26 13    | V211-660-802-50<br>V211-661-003-50<br>V211-661-004-00                    | 51 27<br>11 20<br>12 23<br>11 21<br>12 24 | V304-260-010-00  | 46 18<br>47 23<br>11 7<br>12 7<br>31 26  |
|   | 27 15<br>28 15<br>30 7<br>30 13<br>39 10  | V211-661-005-00<br>V220-540-504-50<br>V220-540-802-50<br>V220-541-003-50 | 11 15<br>12 15<br>46 15<br>47 15<br>13 34 | V304-260-012-00<br>V304-460-010-00                                       | 32 8<br>32 9<br>41 21<br>41 33<br>8 33   |
|   | 43 9<br>44 8<br>47 7<br>47 11<br>48 4     | V251-261-202-5D<br>V251-261-203-50<br>V251-340-802-5D<br>V251-341-002-50 | 11 8<br>12 8<br>31 36<br>44 2<br>11 14    | V304-460-012-00  | 9 15<br>43 5<br>44 6<br>8 6<br>9 4       |
| V211-360-802-00                                       | 50 10<br>51 15<br>52 9<br>57 28<br>3 12   | V251-341-003-5D<br>V252-261-004-00                                       | 12 14<br>11 4<br>12 4<br>11 9<br>12 9     | V305-260-012-00<br>V327-262-110-00<br>V327-262-112-00<br>V328-262-110-00 | 31 37<br>41 40<br>41 46<br>41 7<br>7 6   |
|   | 23 15<br>24 14<br>38 21<br>39 21<br>52 13 | V252-261-005-50<br>V252-341-002-00<br>V252-341-003-00                    | 11 10<br>12 10<br>11 13<br>12 13<br>11 12 | V328-262-112-00<br>V334-460-010-00                                       | 36 3<br>41 15<br>41 29<br>5 11<br>8 10   |
|   | 52 15<br>53 2<br>53 4<br>53 11<br>54 15   | V252-341-003-50<br>V252-341-204-50                                       | 12 12<br>11 3<br>12 3<br>11 11<br>12 11   | V335-260-012-00<br>V350-160-006-00                                       | 9 8<br>57 21<br>48 8<br>49 8<br>50 6     |
| V211-360-802-50<br>V211-360-804-00<br>V211-361-002-50 | 58 7<br>59 7<br>35 15<br>1 29<br>27 21    | V273-360-601-20<br>V290-106-001-20<br>V301-260-006-00<br>V304-260-008-00 | 1 5<br>48 7<br>6 6<br>54 11<br>10 4       | V360-260-006-00<br>V361-260-006-00                                       | 51 7<br>54 10<br>52 18<br>55 17<br>59 15 |
| V211-560-802-50<br>V211-561-002-50                    | 54 3<br>11 29<br>12 32<br>43 3<br>44 4    |  | 10 11<br>27 10<br>28 10<br>29 7<br>34 18  | V362-260-008-00  | 60 7<br>61 8<br>29 11<br>38 22<br>39 22  |

1688-097-100-10

| PART CODE       | FIG. KEY                                | PART CODE                          | FIG. KEY                                 | PART CODE   | FIG. KEY                                  |
|-----------------|---|------------------------------------|--|---|---|
| V362-260-008-00 | 51 16<br>52 10<br>55 8                  | V401-160-012-00                    | 33 10<br>40 6<br>52 7                    | V500-162-002-00   | 35 37<br>36 4<br>49 21                    |
| V363-260-008-00 | 55 23<br>5 3                            | V411-260-004-00<br>V411-260-005-00 | 57 3<br>55 6                             | V500-162-002-50<br>V500-162-501-50  | 37 16<br>7 11                             |
| V401-160-006-00 | 49 13<br>51 30<br>38 4<br>39 4<br>50 22 | V411-260-006-00                    | 57 5<br>6 5<br>7 10<br>10 7<br>46 9      | V500-162-502-00<br>V500-162-502-50  | 23 20<br>24 19<br>7 7<br>41 41<br>41 47   |
| V401-160-008-00 | 3 14<br>4 12<br>27 3<br>27 9<br>28 3    | V411-260-008-00                    | 50 9<br>50 23<br>1 31<br>10 13<br>17 9   | V500-163-001-50<br>V500-163-002-00  | 10 14<br>8 21<br>17 10<br>23 11<br>24 10  |
|                 | 28 9<br>31 11<br>34 19<br>45 4<br>46 17 |                                    | 23 10<br>24 9<br>26 5<br>31 31<br>35 7   | V500-163-002-50<br>V511-100-805-00  | 26 6<br>41 8<br>41 16<br>41 30<br>29 2    |
| V401-160-010-00 | 47 22<br>62 28<br>63 25<br>2 4<br>5 12  |                                    | 35 19<br>35 36<br>47 21<br>49 20<br>51 4 | V522-100-801-60<br>V522-100-801-80<br>V523-101-002-40                                       | 31 9<br>32 7<br>11 19<br>12 22<br>12 34   |
|                 | 8 11<br>8 34<br>9 9<br>9 16<br>11 6     | V411-260-010-00                    | 51 12<br>62 29<br>63 26<br>5 13<br>7 5   | V530-240-502-40<br>V580-140-502-80<br>V580-140-602-50                                       | 25 2<br>37 22<br>31 22<br>35 32<br>17 6   |
|                 | 12 6<br>13 50<br>25 4<br>31 25<br>32 6  |                                    | 8 36<br>9 18<br>11 5<br>12 5<br>13 51    | V580-140-603-20   | 23 7<br>24 6<br>26 2<br>8 26<br>9 13      |
|                 | 36 8<br>36 12<br>37 21<br>40 3<br>41 49 | V411-260-012-00                    | 36 5<br>8 7<br>9 5<br>51 11<br>52 8      | V580-140-604-00<br>V580-140-802-80<br>V600-110-600-90<br>V600-110-601-00<br>V600-110-620-40 | 25 9<br>35 31<br>31 12<br>31 13<br>19 4   |
| V401-160-012-00 | 43 4<br>44 5<br>8 8<br>9 6<br>32 5      | V500-162-001-50<br>V500-162-002-00 | 51 13<br>10 8<br>31 32<br>35 8<br>35 20  | V600-110-620-50   | 19 18<br>20 15<br>20 37<br>19 16<br>20 34 |

| PART CODE       | FIG. KEY | PART CODE       | FIG. KEY | PART CODE       | FIG. KEY |
|-----------------|----------|-----------------|----------|-----------------|----------|
| V600-110-620-50 | 25 16    | V704-140-020-00 | 22 7     | V720-112-401-10 | 38 7     |
| V600-110-620-60 | 20 16    | V704-140-022-00 | 10 2     |                 | 38 18    |
|                 | 31 17    |                 | 34 7     |                 | 39 7     |
| V600-110-620-80 | 33 6     |                 | 34 14    |                 | 39 18    |
| V600-110-630-40 | 14 8     | V704-140-025-00 | 15 14    |                 | 45 8     |
|                 | 14 12    |                 | 16 2     | V720-112-401-40 | 47 31    |
|                 | 15 8     |                 | 19 19    |                 | 13 27    |
|                 | 15 12    |                 | 20 24    |                 | 13 46    |
|                 | 19 15    |                 | 20 33    |                 | 38 11    |
|                 | 20 35    |                 | 20 38    |                 | 38 15    |
| V600-110-630-60 | 25 15    |                 | 25 14    |                 | 39 13    |
| V600-111-600-60 | 33 5     | V704-140-030-00 | 34 20    |                 | 43 7     |
|                 | 14 3     |                 | 19 14    |                 | 47 29    |
|                 | 15 3     |                 | 20 8     |                 | 77 10    |
| V600-150-620-50 | 42 6     |                 | 20 18    |                 | 78 6     |
| V600-150-630-40 | 42 5     |                 | 20 31    | V720-112-401-80 | 79 6     |
| V607-110-620-40 | 14 9     |                 | 33 7     |                 | 13 43    |
|                 | 15 9     | V705-140-028-00 | 47 18    |                 | 77 11    |
| V607-110-630-40 | 21 5     | V705-140-030-00 | 13 25    |                 | 78 7     |
|                 | 22 5     | V705-140-047-00 | 13 24    |                 | 79 7     |
| V654-420-262-40 | 20 11    | V705-140-052-00 | 25 17    | V720-112-402-00 | 38 2     |
| V654-425-322-40 | 19 6     | V706-140-045-00 | 8 17     |                 | 38 13    |
|                 | 20 21    | V707-140-062-00 | 20 19    |                 | 39 2     |
| V654-430-382-40 | 19 11    | V707-140-080-00 | 33 8     |                 | 39 15    |
|                 | 20 28    | V720-101-900-50 | 12 21    |                 | 47 9     |
| V682-200-001-00 | 18 4     |                 | 46 16    |                 | 77 12    |
|                 | 18 7     | V720-101-900-70 | 12 20    |                 | 78 8     |
|                 | 25 13    | V720-102-401-00 | 4 3      |                 | 79 8     |
|                 | 47 19    |                 | 31 24    | V720-113-502-50 | 77 13    |
|                 | 58 2     | V720-102-401-20 | 77 16    |                 | 78 9     |
|                 | 59 2     | V720-102-401-40 | 13 47    |                 | 79 9     |
|                 | 60 2     |                 | 17 2     | V720-113-502-90 | 37 15    |
|                 | 61 2     |                 | 23 2     | V721-103-104-50 | 8 22     |
| V704-140-015-00 | 27 16    |                 | 24 2     | V723-112-002-90 | 46 12    |
|                 | 27 19    |                 | 25 23    | V744-114-280-70 | 47 17    |
|                 | 28 16    | V720-102-401-80 | 34 5     | V744-120-350-70 | 8 23     |
|                 | 28 19    |                 | 34 12    | V744-130-450-80 | 31 18    |
| V704-140-017-00 | 13 40    | V720-102-402-00 | 36 15    | V744-135-520-80 | 25 19    |
| V704-140-018-00 | 17 17    | V720-102-402-10 | 47 5     | V744-135-550-80 | 21 8     |
|                 | 26 11    | V720-103-502-80 | 47 6     |                 | 22 8     |
| V704-140-020-00 | 13 23    | V720-103-503-60 | 36 16    | V760-150-000-00 | 41 4     |
|                 | 14 7     | V720-103-504-40 | 4 7      | V761-150-000-00 | 8 2      |
|                 | 15 7     | V720-111-900-70 | 46 14    | V763-150-000-00 | 29 5     |
|                 | 20 13    |                 | 77 21    |                 | 35 2     |
|                 | 21 7     | V720-112-401-10 | 13 28    |                 | 41 9     |



1688-097-100-10

| PART CODE       | FIG. KEY | PART CODE       | FIG. KEY | PART CODE       | FIG. KEY |
|-----------------|----------|-----------------|----------|-----------------|----------|
| V780-140-000-1T | 77 23    | 1404-312-006-00 | 35 21    | 1425-621-004-00 | 63 10    |
| V780-140-000-2T | 77 22    | 1404-402-001-00 | 37 3     | 1426-406-203-00 | 36 14    |
| V781-160-000-6B | 25 27    |                 | 37 9     | 1427-111-229-00 | 3 15     |
| V920-550-801-00 | 76 5     | 1404-402-002-00 | 37 4     | 1427-201-002-50 | 11 2     |
| V920-551-201-40 | 76 6     |                 | 37 10    | 1427-201-007-00 | 11 16    |
| V920-551-301-70 | 76 7     | 1404-402-005-00 | 41 38    |                 | 12 16    |
| V920-551-902-20 | 76 8     |                 | 41 44    | 1427-201-008-00 | 11 17    |
| V936-150-015-00 | 76 3     | 1404-503-006-00 | 47 20    |                 | 12 17    |
| V999-200-003-00 | 33 13    | 1411-401-001-00 | 41 2     | 1427-201-012-00 | 11 25    |
|                 | 33 16    | 1414-312-002-00 | 49 17    |                 | 12 28    |
| W296-134-007-00 | 42 3     | 1415-102-007-00 | 4 2      | 1427-201-013-00 | 11 26    |
|                 | 48 11    | 1415-102-008-00 | 4 4      |                 | 12 29    |
|                 | 51 6     | 1415-102-009-00 | 4 5      | 1427-201-014-00 | 11 27    |
| 1105-106-001-00 | 10 5     | 1415-102-011-00 | 4 8      |                 | 12 30    |
| 1105-410-003-00 | 27 17    | 1415-102-013-00 | 4 10     | 1427-201-015-00 | 11 28    |
| 1118-901-006-00 | 28 17    | 1415-312-500-00 | 35 5     |                 | 12 31    |
| 1302-225-003-00 | 64 4     | 1416-621-037-00 | 5 6      | 1427-201-016-00 | 32 11    |
| 1326-706-002-10 | 25 12    | 1419-403-001-00 | 41 11    | 1427-203-002-00 | 14 15    |
|                 | 8 3      |                 | 41 25    |                 | 15 17    |
|                 | 12 19    | 1421-122-003-00 | 10 10    | 1427-212-002-00 | 21 6     |
| 1326-708-005-00 | 38 5     | 1421-403-007-00 | 41 19    |                 | 22 6     |
| 1342-402-006-00 | 39 5     |                 | 41 32    | 1427-212-003-20 | 21 2     |
|                 | 41 18    | 1421-403-008-00 | 41 20    |                 | 22 2     |
|                 | 30 8     | 1421-433-004-00 | 11 23    |                 | 25 18    |
|                 | 47 26A   |                 | 12 26    | 1427-251-004-00 | 16 5     |
|                 | 62 9     | 1421-602-005-10 | 29 6     | 1427-301-002-20 | 31 1     |
|                 | 62 14    |                 | 35 39    | 1427-301-004-00 | 31 3     |
|                 | 62 18    | 1421-603-004-00 | 6 17     | 1427-301-005-00 | 31 4     |
|                 | 63 9     | 1421-906-001-00 | 76 1     | 1427-301-006-00 | 31 5     |
|                 | 63 16    | 1421-951-006-00 | 41 22    | 1427-301-007-00 | 31 6     |
| 1376-402-003-00 | 47 26    |                 | 41 34    | 1427-301-009-00 | 31 7     |
|                 | 62 8     | 1421-951-007-00 | 41 23    | 1427-301-011-10 | 31 14    |
|                 | 62 13    |                 | 41 35    | 1427-301-012-10 | 31 15    |
|                 | 62 17    | 1423-621-003-00 | 56 14    | 1427-301-013-10 | 31 16    |
|                 | 63 8     | 1424-101-203-00 | 1 27     | 1427-301-014-10 | 31 19    |
| 1386-241-002-00 | 63 13    | 1424-101-204-00 | 1 28     | 1427-301-015-00 | 31 20    |
| 1401-906-005-00 | 63 15    | 1425-621-004-00 | 1 32     | 1427-301-016-00 | 31 21    |
| 1403-621-031-00 | 42 4     |                 | 30 9     | 1427-301-018-00 | 31 23    |
|                 | 76 2     |                 | 35 17    | 1427-301-019-00 | 31 27    |
|                 | 56 6     |                 | 47 27    | 1427-301-021-00 | 31 30    |
| 1404-117-008-00 | 56 8     |                 | 52 11    | 1427-307-002-10 | 33 2     |
| 1404-312-006-00 | 56 10    |                 | 59 16    | 1427-307-003-00 | 33 3     |
|                 | 56 12    |                 | 60 8     | 1427-310-001-00 | 34 2     |
|                 | 7 4      |                 | 61 9     |                 | 34 9     |
|                 | 35 6     |                 | 62 10    | 1427-310-002-10 | 34 15    |

| PART CODE       | FIG. KEY |    | PART CODE       | FIG. KEY |    | PART CODE       | FIG. KEY |    |
|-----------------|----------|----|-----------------|----------|----|-----------------|----------|----|
| 1427-310-003-10 | 34       | 6  | 1444-621-016-00 | 52       | 3  | 1560-404-002-30 | 35       | 10 |
|                 | 34       | 13 | 1444-621-311-00 | 57       | 7  | 1560-515-004-40 | 47       | 24 |
| 1427-310-220-10 | 34       | 3  | 1444-621-312-00 | 57       | 8  | 1560-530-250-00 | 59       | 12 |
|                 | 34       | 10 | 1444-621-313-00 | 57       | 9  |                 | 61       | 5  |
| 1427-310-230-00 | 34       | 4  | 1444-621-320-00 | 57       | 10 | 1560-601-014-30 | 48       | 10 |
| 1427-310-270-00 | 34       | 11 | 1480-207-012-00 | 20       | 6  | 1560-601-017-00 | 48       | 9  |
| 1427-401-001-00 | 41       | 3  | 1480-212-003-00 | 25       | 8  | 1560-602-001-40 | 48       | 2  |
| 1427-431-003-00 | 41       | 6  | 1480-604-204-00 | 51       | 5  | 1560-604-022-70 | 51       | 14 |
| 1427-433-022-00 | 41       | 48 | 1488-611-001-00 | 53       | 12 | 1560-664-264-00 | 62       | 6  |
| 1427-433-023-00 | 41       | 42 | 1488-621-220-10 | 57       | 2  |                 | 62       | 24 |
| 1427-433-025-00 | 41       | 39 | 1491-120-001-00 | 8        | 18 |                 | 63       | 6  |
|                 | 41       | 45 | 1491-203-006-10 | 14       | 14 |                 | 63       | 22 |
| 1427-433-240-10 | 41       | 37 |                 | 15       | 16 | 1560-664-270-00 | 58       | 4  |
| 1427-433-241-00 | 37       | 5  | 1491-307-201-00 | 33       | 4  |                 | 59       | 4  |
|                 | 37       | 11 | 1491-623-222-00 | 59       | 10 | 1560-666-005-00 | 6        | 12 |
| 1427-433-250-10 | 41       | 43 | 1491-623-223-00 | 59       | 9  | 1560-666-006-00 | 6        | 13 |
| 1427-621-002-10 | 6        | 2  | 1510-328-260-00 | 35       | 22 | 1560-666-212-00 | 62       | 3  |
| 1427-621-012-00 | 54       | 6  | 1518-621-320-00 | 57       | 20 |                 | 62       | 12 |
| 1427-934-013-00 | 69       | 11 |                 | 58       | 1  |                 | 62       | 16 |
| 1427-941-016-00 | 68       | 11 |                 | 59       | 1  |                 | 63       | 3  |
| 1432-242-001-00 | 35       | 38 |                 | 60       | 1  |                 | 63       | 12 |
| 1432-651-028-00 | 59       | 17 |                 | 61       | 1  | 1560-695-021-00 | 27       | 6  |
|                 | 60       | 5  | 1527-604-002-00 | 50       | 17 |                 | 28       | 6  |
| 1434-122-007-00 | 10       | 9  |                 | 51       | 3  | 1560-695-022-00 | 27       | 7  |
| 1434-310-220-00 | 34       | 1  | 1544-104-205-00 | 3        | 4  |                 | 28       | 7  |
| 1434-317-281-00 | 34       | 8  | 1544-123-005-00 | 10       | 6  | 1561-121-212-40 | 8        | 31 |
|                 | 33       | 12 | 1544-219-005-00 | 17       | 15 | 1564-530-430-00 | 59       | 11 |
|                 | 33       | 15 | 1544-304-006-10 | 31       | 10 |                 | 60       | 4  |
| 1434-317-290-01 | 33       | 11 | 1544-322-002-00 | 19       | 13 |                 | 61       | 4  |
|                 | 33       | 14 |                 | 20       | 7  | 1568-132-200-00 | 35       | 34 |
| 1434-503-004-10 | 47       | 2  |                 | 20       | 17 | 1572-102-003-00 | 4        | 9  |
| 1434-503-320-10 | 47       | 1  |                 | 20       | 30 | 1575-261-016-00 | 80       | 6  |
| 1434-503-330-00 | 47       | 3  | 1544-623-001-00 | 57       | 12 | 1575-261-017-00 | 80       | 5  |
| 1435-122-002-00 | 8        | 19 | 1544-623-232-00 | 57       | 13 | 1575-261-025-00 | 80       | 7  |
| 1435-203-001-00 | 19       | 7  | 1544-623-233-00 | 57       | 14 | 1575-623-010-00 | 62       | 22 |
| 1444-101-016-10 | 20       | 22 | 1544-623-234-00 | 57       | 15 |                 | 63       | 20 |
|                 | 30       | 6  | 1544-623-235-00 | 57       | 16 | 1575-623-210-00 | 57       | 1  |
|                 | 38       | 20 | 1560-104-010-40 | 1        | 26 | 1575-623-211-00 | 57       | 11 |
|                 | 39       | 20 | 1560-111-003-20 | 5        | 19 | 1575-623-250-00 | 59       | 8  |
| 1444-102-204-00 | 4        | 6  | 1560-132-007-30 | 27       | 8  | 1579-112-230-00 | 6        | 7  |
| 1444-314-009-10 | 11       | 33 |                 | 28       | 8  | 1581-621-290-00 | 57       | 24 |
|                 | 12       | 36 |                 | 35       | 12 | 1593-102-004-20 | 1        | 24 |
|                 | 25       | 28 | 1560-208-018-40 | 19       | 12 | 1593-112-002-50 | 6        | 3  |
| 1444-411-006-00 | 31       | 2  |                 | 20       | 29 | 1593-112-200-10 | 6        | 1  |
| 1444-601-015-00 | 49       | 7  | 1560-401-004-40 | 50       | 8  | 1593-203-058-20 | 15       | 13 |

1688-097-100-10

| PART CODE       | FIG. KEY | PART CODE       | FIG. KEY | PART CODE       | FIG. KEY |
|-----------------|----------|-----------------|----------|-----------------|----------|
| 1593-203-058-20 | 16 1     | 1612-201-002-00 | 11 31    | 1640-674-202-00 | 60 10    |
|                 | 20 32    | 1612-603-002-00 | 50 13    |                 | 61 11    |
| 1593-411-001-10 | 42 7     | 1612-603-005-00 | 50 25    | 1640-674-203-00 | 60 11    |
| 1593-411-053-20 | 42 8     | 1612-690-001-00 | 5 15     |                 | 61 12    |
| 1593-411-610-10 | 42 2     | 1614-102-213-00 | 1 3      | 1640-674-204-00 | 60 12    |
| 1593-623-203-00 | 62 23    | 1614-102-214-00 | 1 4      |                 | 61 13    |
|                 | 63 21    | 1614-104-001-00 | 3 6      | 1640-674-205-00 | 60 13    |
| 1593-623-503-00 | 62 5     | 1614-117-001-00 | 7 2      |                 | 61 14    |
|                 | 63 5     | 1614-241-004-00 | 16 4     | 1640-674-206-00 | 60 14    |
| 1593-623-530-00 | 60 16    | 1614-262-003-00 | 26 15    |                 | 61 15    |
| 1594-105-001-00 | 61 17    | 1614-501-015-10 | 43 8     | 1640-902-006-00 | 65 11    |
|                 | 2 2      |                 | 44 7     |                 | 66 11    |
| 1594-218-001-00 | 14 13    | 1614-603-008-00 | 50 16    |                 | 67 11    |
|                 | 15 15    | 1614-603-018-00 | 50 7     | 1640-903-005-10 | 69 15    |
|                 | 21 3     | 1614-603-051-00 | 50 1     | 1640-903-006-00 | 69 2     |
| 1594-654-261-10 | 22 3     | 1614-603-052-00 | 50 2     | 1640-903-007-00 | 69 3     |
|                 | 55 21    | 1614-603-201-10 | 50 14    | 1640-903-008-00 | 69 4     |
| 1594-904-025-00 | 68 13    | 1614-690-202-00 | 62 2     | 1640-903-009-00 | 69 5     |
|                 | 69 14    |                 | 63 2     | 1640-903-011-00 | 69 6     |
|                 | 70 14    | 1617-102-006-00 | 1 30     | 1640-903-012-00 | 69 7     |
| 1600-112-231-00 | 6 8      | 1620-255-208-00 | 17 3     | 1640-903-013-00 | 69 8     |
| 1600-112-232-00 | 6 9      |                 | 23 3     | 1640-903-015-00 | 69 9     |
| 1600-117-002-00 | 7 3      |                 | 24 3     | 1640-903-016-00 | 69 10    |
| 1600-120-220-00 | 8 29     |                 | 25 24    | 1640-903-019-10 | 69 12    |
| 1600-120-222-00 | 8 30     | 1620-272-051-00 | 29 8     | 1640-903-025-10 | 70 15    |
| 1600-120-230-00 | 8 28     | 1620-410-001-10 | 40 4     | 1640-903-026-00 | 70 2     |
| 1600-616-006-00 | 5 14     | 1620-903-003-00 | 65 9     | 1640-903-027-00 | 70 3     |
| 1600-622-321-00 | 55 16    |                 | 66 9     | 1640-903-028-00 | 70 4     |
| 1600-623-002-00 | 57 22    |                 | 67 9     | 1640-903-029-00 | 70 5     |
| 1600-623-200-00 | 57 17    | 1620-904-006-00 | 68 12    | 1640-903-031-00 | 70 7     |
| 1600-623-210-00 | 57 18    | 1620-904-007-00 | 69 13    | 1640-903-032-00 | 70 6     |
| 1600-623-220-00 | 57 19    | 1620-904-008-00 | 70 13    | 1640-903-033-00 | 70 8     |
| 1600-624-004-00 | 62 7     | 1620-904-009-00 | 71 13    | 1640-903-035-00 | 70 9     |
|                 | 63 7     | 1620-904-011-10 | 65 8     | 1640-903-036-00 | 70 11    |
| 1600-902-023-00 | 70 10    |                 | 66 8     | 1640-903-039-00 | 70 12    |
| 1602-242-551-10 | 27 5     |                 | 67 8     | 1640-903-045-00 | 68 15    |
|                 | 28 5     | 1620-904-012-00 | 72 13    | 1640-903-046-00 | 69 16    |
| 1608-901-004-10 | 64 6     | 1620-904-013-00 | 73 13    | 1640-903-047-00 | 70 16    |
| 1612-102-005-00 | 1 11     | 1620-904-014-00 | 74 13    | 1640-903-048-00 | 71 16    |
| 1612-105-002-00 | 4 17     | 1620-904-015-00 | 75 13    | 1640-903-052-00 | 71 14    |
| 1612-111-001-00 | 1 10     | 1637-102-202-00 | 1 2      | 1640-903-055-10 | 71 15    |
|                 | 5 16     | 1640-674-001-00 | 60 15    | 1640-903-056-00 | 71 2     |
| 1612-111-002-10 | 5 17     |                 | 61 16    | 1640-903-057-00 | 71 3     |
| 1612-111-230-10 | 5 20     | 1640-674-200-00 | 60 9     | 1640-903-058-00 | 71 4     |
| 1612-117-200-20 | 7 1      |                 | 61 10    | 1640-903-059-00 | 71 5     |

| PART CODE       | FIG. KEY | PART CODE       | FIG. KEY | PART CODE       | FIG. KEY |
|-----------------|----------|-----------------|----------|-----------------|----------|
| 1640-903-061-00 | 71 7     | 1640-905-007-00 | 73 3     | 1650-652-253-20 | 62 21    |
| 1640-903-062-00 | 71 6     | 1640-905-008-00 | 73 4     |                 | 63 19    |
| 1640-903-063-00 | 71 8     | 1640-905-009-00 | 73 5     | 1656-401-220-00 | 36 1     |
| 1640-903-065-00 | 71 9     | 1640-905-011-00 | 73 6     | 1656-401-222-00 | 36 2     |
| 1640-903-066-00 | 71 11    | 1640-905-012-00 | 73 7     | 1672-102-004-00 | 1 12     |
| 1640-903-067-00 | 71 10    | 1640-905-013-00 | 73 8     | 1672-105-001-10 | 4 13     |
| 1640-903-069-00 | 71 12    | 1640-905-015-00 | 73 9     | 1672-105-210-00 | 4 1      |
| 1640-903-072-00 | 72 14    | 1640-905-016-00 | 73 10    | 1672-111-001-00 | 5 18     |
| 1640-903-075-10 | 72 15    | 1640-905-017-00 | 73 11    | 1672-111-002-00 | 5 4      |
| 1640-903-076-00 | 72 2     | 1640-905-019-00 | 73 12    | 1672-111-200-00 | 5 1      |
| 1640-903-077-00 | 72 3     | 1640-905-022-00 | 74 14    | 1672-111-210-10 | 5 5      |
| 1640-903-078-00 | 72 4     | 1640-905-025-10 | 74 15    | 1672-111-230-00 | 5 21     |
| 1640-903-079-00 | 72 5     | 1640-905-026-00 | 74 2     | 1672-112-220-20 | 6 11     |
| 1640-903-081-00 | 72 6     | 1640-905-027-00 | 74 3     | 1672-120-002-10 | 8 14     |
| 1640-903-082-00 | 72 7     | 1640-905-028-00 | 74 4     | 1672-120-003-00 | 8 15     |
| 1640-903-083-00 | 72 8     | 1640-905-029-00 | 74 5     | 1672-120-004-00 | 8 16     |
| 1640-903-085-00 | 72 9     | 1640-905-031-00 | 74 6     | 1672-120-006-00 | 8 20     |
| 1640-903-086-00 | 72 10    | 1640-905-032-00 | 74 7     | 1672-120-220-00 | 8 12     |
| 1640-903-087-00 | 72 11    | 1640-905-033-00 | 74 8     | 1672-122-002-00 | 10 15    |
| 1640-903-089-00 | 72 12    | 1640-905-035-00 | 74 9     | 1672-201-003-00 | 11 30    |
| 1640-903-091-00 | 72 16    | 1640-905-036-00 | 74 10    | 1672-208-001-00 | 26 14    |
| 1640-903-092-00 | 73 16    | 1640-905-037-00 | 74 11    | 1672-208-220-00 | 26 12    |
| 1640-903-093-00 | 74 16    | 1640-905-039-00 | 74 12    | 1672-211-009-10 | 19 17    |
| 1640-903-094-00 | 75 16    | 1640-905-042-00 | 75 14    | 1672-212-001-00 | 21 1     |
| 1640-904-005-10 | 68 14    | 1640-905-045-10 | 75 15    |                 | 22 1     |
| 1640-904-006-00 | 68 2     | 1640-905-046-00 | 75 2     | 1672-212-002-10 | 21 4     |
| 1640-904-007-00 | 68 3     | 1640-905-047-00 | 75 3     | 1672-301-001-00 | 31 29    |
| 1640-904-008-00 | 68 4     | 1640-905-048-00 | 75 4     | 1672-301-002-00 | 31 8     |
| 1640-904-009-10 | 68 5     | 1640-905-049-00 | 75 5     | 1672-403-003-00 | 37 12    |
| 1640-904-011-00 | 68 6     | 1640-905-051-00 | 75 6     | 1672-407-220-00 | 36 10    |
| 1640-904-012-00 | 68 8     | 1640-905-052-00 | 75 7     | 1672-408-200-00 | 38 8     |
| 1640-904-013-00 | 68 7     | 1640-905-053-00 | 75 8     | 1672-408-210-00 | 38 6     |
| 1640-904-016-00 | 68 10    | 1640-905-055-00 | 75 9     |                 | 39 6     |
| 1640-904-019-00 | 68 9     | 1640-905-056-00 | 75 10    | 1672-508-262-00 | 47 13    |
| 1640-904-022-00 | 68 1     | 1640-905-057-00 | 75 11    | 1672-508-263-00 | 47 14    |
| 1640-904-023-10 | 69 1     | 1640-905-059-00 | 75 12    | 1672-508-264-00 | 47 16    |
| 1640-904-024-00 | 70 1     | 1650-104-201-00 | 3 5      | 1672-508-270-10 | 47 12    |
| 1640-904-025-00 | 71 1     | 1650-203-008-00 | 20 14    | 1672-601-001-00 | 51 19    |
| 1640-904-026-00 | 72 1     | 1650-253-003-00 | 18 3     | 1672-601-002-00 | 51 20    |
| 1640-904-027-00 | 73 1     |                 | 18 6     | 1672-602-002-00 | 49 18    |
| 1640-904-028-00 | 74 1     | 1650-508-002-00 | 77 14    | 1672-602-210-00 | 49 10    |
| 1640-904-029-00 | 75 1     |                 | 78 10    | 1672-602-230-00 | 49 16    |
| 1640-905-002-00 | 73 14    |                 | 79 10    | 1672-602-240-00 | 49 11    |
| 1640-905-005-10 | 73 15    | 1650-650-246-00 | 62 20    | 1672-602-250-10 | 49 19    |
| 1640-905-006-00 | 73 2     |                 | 63 18    | 1672-603-005-00 | 50 19    |

1688-097-100-10

| PART CODE       | FIG. KEY | PART CODE       | FIG. KEY | PART CODE       | FIG. KEY |
|-----------------|----------|-----------------|----------|-----------------|----------|
| 1672-603-006-00 | 50 15    | 1675-602-003-00 | 49 1     | 1682-508-300-00 | 47 1A    |
| 1672-603-007-00 | 50 21    | 1675-602-004-00 | 49 4     | 1682-603-006-00 | 50 5     |
| 1672-603-200-00 | 50 18    | 1675-602-005-00 | 49 5     | 1682-604-007-10 | 51 24    |
| 1672-604-003-00 | 51 10    | 1675-602-007-00 | 49 9     | 1682-606-230-10 | 52 14    |
| 1672-604-005-00 | 51 18    | 1678-901-004-00 | 64 5     | 1682-606-250-20 | 52 1     |
| 1672-604-006-00 | 51 23    | 1681-434-001-00 | 41 12    | 1682-606-260-20 | 52 2     |
| 1672-604-007-00 | 51 22    |                 | 41 26    | 1682-606-260-30 | 52 2A    |
| 1672-604-008-00 | 51 21    | 1682-102-003-00 | 1 6      | 1682-606-270-10 | 52 12    |
| 1672-604-220-00 | 51 25    | 1682-102-004-00 | 1 23     | 1682-616-320-50 | 54 13    |
| 1672-606-001-00 | 52 4     | 1682-103-200-00 | 2 1      | 1682-640-210-10 | 51 23    |
| 1672-606-002-00 | 52 5     | 1682-104-001-00 | 3 7      | 1682-660-003-00 | 55 15    |
| 1672-608-003-00 | 53 7     | 1682-104-200-00 | 3 11     | 1682-660-220-00 | 55 7     |
| 1672-608-200-00 | 53 5     | 1682-111-210-00 | 5 9      | 1682-670-001-00 | 56 1     |
| 1672-608-210-01 | 53 1     | 1682-111-210-10 | 5 9A     | 1682-670-210-00 | 56 7     |
| 1672-608-220-01 | 53 3     | 1682-111-300-00 | 5 8      | 1682-670-220-00 | 56 9     |
| 1672-616-002-00 | 54 5     | 1682-112-001-00 | 6 16     | 1682-670-230-00 | 56 11    |
| 1672-616-003-00 | 54 7     | 1682-112-006-00 | 6 4      | 1682-670-250-10 | 56 2     |
| 1672-670-200-00 | 56 3     | 1682-255-002-10 | 25 7     | 1682-690-240-10 | 62 30    |
| 1674-619-300-10 | 51 28    | 1682-255-201-00 | 25 1     |                 | 63 27    |
| 1674-652-200-00 | 55 1     | 1682-255-201-10 | 25 1A    | 1682-690-300-30 | 62 1     |
| 1674-652-202-00 | 55 2     | 1682-255-202-00 | 25 6     |                 | 63 1     |
| 1674-654-200-00 | 55 3     | 1682-255-203-00 | 25 5     | 1682-690-310-30 | 62 11    |
| 1674-654-211-00 | 55 4     | 1682-255-204-00 | 25 10    |                 | 63 11    |
|                 | 55 10    | 1682-255-205-10 | 25 11    | 1682-690-350-00 | 57 25    |
|                 | 55 13    | 1682-255-210-30 | 25 21    | 1682-690-360-10 | 62 25    |
| 1674-654-212-00 | 55 5     | 1682-255-210-40 | 25 21A   |                 | 63 28    |
|                 | 55 11    | 1682-306-001-00 | 32 1     | 1682-902-004-00 | 65 10    |
|                 | 55 14    | 1682-306-002-00 | 32 2     |                 | 66 10    |
| 1674-654-240-00 | 55 9     | 1682-307-001-10 | 33 1     |                 | 67 10    |
| 1674-654-260-00 | 55 12    | 1682-312-004-10 | 35 28    | 1682-902-006-00 | 65 7     |
| 1674-654-270-00 | 55 18    | 1682-312-260-00 | 35 14    |                 | 66 7     |
| 1674-654-271-00 | 55 19    | 1682-312-300-00 | 35 24    |                 | 67 7     |
| 1674-654-272-00 | 55 20    | 1682-312-310-00 | 35 26    | 1682-902-007-20 | 65 12    |
| 1674-664-200-00 | 57 27    | 1682-403-001-30 | 37 18    |                 | 66 12    |
| 1675-102-002-00 | 1 8      | 1682-403-200-30 | 37 1     |                 | 67 12    |
| 1675-102-004-00 | 1 17     | 1682-403-220-30 | 37 2     | 1682-902-009-00 | 67 2     |
| 1675-102-006-00 | 1 20     | 1682-403-250-20 | 37 8     | 1682-902-014-00 | 65 4     |
| 1675-102-200-00 | 1 1      | 1682-407-200-10 | 36 6     |                 | 66 4     |
| 1675-104-002-00 | 3 9      | 1682-407-210-10 | 36 13    |                 | 67 4     |
| 1675-104-210-00 | 3 1      | 1682-407-220-00 | 36 10A   | 1683-102-002-00 | 1 7      |
| 1675-104-211-00 | 3 2      | 1682-408-220-00 | 38 19    | 1683-102-200-20 | 1 14     |
| 1675-104-213-00 | 3 3      |                 | 39 19    | 1683-102-210-20 | 1 15     |
| 1675-116-001-00 | 7 12     | 1682-434-033-00 | 41 13    | 1683-112-200-20 | 6 14     |
| 1675-117-210-10 | 7 9      |                 | 41 27    | 1683-112-200-30 | 6 14A    |
| 1675-601-003-00 | 48 5     | 1682-508-002-00 | 47 4     | 1683-120-051-00 | 8 24     |

| PART CODE       | FIG. KEY | PART CODE       | FIG. KEY | PART CODE       | FIG. KEY |
|-----------------|----------|-----------------|----------|-----------------|----------|
| 1683-120-500-10 | 8 1      | 1683-202-534-00 | 13 38    | 1683-271-001-30 | 28 20    |
| 1683-120-530-10 | 8 25     | 1683-202-535-00 | 13 39    | 1683-271-500-30 | 27 11    |
| 1683-120-530-20 | 8 25A    | 1683-202-536-00 | 13 41    |                 | 28 11    |
|                 | 9 12     | 1683-202-537-00 | 13 42    | 1683-271-520-10 | 27 12    |
| 1683-122-051-20 | 10 12    | 1683-202-538-00 | 13 44    |                 | 28 12    |
| 1683-122-500-20 | 10 1     | 1683-203-051-00 | 14 2     | 1683-271-560-00 | 27 4     |
| 1683-201-051-00 | 11 1     |                 | 15 2     |                 | 28 4     |
| 1683-201-051-10 | 11 1A    | 1683-203-052-00 | 14 4     | 1683-272-052-00 | 29 3     |
| 1683-201-052-10 | 11 18    |                 | 15 4     | 1683-272-053-00 | 29 14    |
| 1683-201-052-20 | 11 18A   | 1683-203-053-00 | 14 5     | 1683-272-054-10 | 29 13    |
| 1683-201-053-10 | 11 22    |                 | 15 5     | 1683-272-550-00 | 29 12    |
|                 | 12 25    | 1683-203-054-00 | 14 6     | 1683-272-560-00 | 29 9     |
| 1683-202-051-00 | 14 1     |                 | 15 6     | 1683-273-054-00 | 30 10    |
|                 | 15 1     | 1683-203-055-00 | 14 11    | 1683-273-057-20 | 30 15    |
| 1683-202-500-00 | 13 1     | 1683-203-500-00 | 14 10    | 1683-273-058-00 | 30 4     |
| 1683-202-501-00 | 13 2     | 1683-208-051-10 | 17 8     | 1683-273-520-30 | 30 14    |
| 1683-202-502-00 | 13 3     | 1683-208-053-00 | 17 13    | 1683-273-570-10 | 30 2     |
| 1683-202-503-00 | 13 4     | 1683-208-500-00 | 17 1     |                 | 30 5     |
| 1683-202-504-00 | 13 5     |                 | 23 1     |                 | 45 5     |
| 1683-202-505-00 | 13 6     |                 | 24 1     | 1683-273-590-00 | 30 1     |
| 1683-202-506-00 | 13 7     | 1683-208-510-00 | 17 5     | 1683-273-630-10 | 30 3     |
| 1683-202-507-00 | 13 8     | 1683-208-540-00 | 17 11    | 1683-273-640-00 | 13 45    |
| 1683-202-508-00 | 13 9     | 1683-209-520-00 | 23 6     |                 | 38 10    |
| 1683-202-509-00 | 13 10    | 1683-210-051-00 | 18 1     |                 | 39 12    |
| 1683-202-511-00 | 13 11    | 1683-210-052-00 | 18 2     | 1683-301-500-00 | 31 28    |
| 1683-202-512-00 | 13 12    | 1683-210-053-00 | 18 5     | 1683-301-510-00 | 31 33    |
| 1683-202-513-00 | 13 13    | 1683-211-052-20 | 19 8     | 1683-312-002-00 | 35 16    |
| 1683-202-514-00 | 13 14    | 1683-211-053-10 | 19 9     | 1683-312-003-00 | 35 18    |
| 1683-202-515-00 | 13 15    | 1683-211-054-00 | 19 10    | 1683-312-530-30 | 35 29    |
| 1683-202-516-00 | 13 16    | 1683-211-058-00 | 19 2     | 1683-312-560-10 | 35 30    |
| 1683-202-517-00 | 13 17    | 1683-211-058-10 | 19 2A    | 1683-312-570-00 | 35 11    |
| 1683-202-518-00 | 13 18    | 1683-216-051-10 | 23 14    | 1683-312-580-00 | 35 9     |
| 1683-202-519-00 | 13 19    |                 | 24 13    | 1683-601-001-00 | 48 6     |
|                 | 13 33    | 1683-216-052-00 | 23 9     | 1683-601-002-00 | 48 3     |
| 1683-202-521-00 | 13 20    | 1683-216-053-00 | 58 3     | 1683-601-200-10 | 48 1     |
| 1683-202-522-00 | 13 21    |                 | 59 3     | 1683-602-001-00 | 49 3     |
| 1683-202-523-00 | 13 22    | 1683-216-500-00 | 23 16    | 1683-602-002-00 | 49 2     |
| 1683-202-524-00 | 13 26    |                 | 24 15    | 1683-602-003-00 | 49 6     |
| 1683-202-525-00 | 13 29    | 1683-216-520-00 | 23 12    | 1683-602-220-00 | 49 14    |
| 1683-202-526-00 | 13 30    | 1683-265-051-00 | 26 4     | 1683-603-052-00 | 50 4     |
| 1683-202-527-00 | 13 31    | 1683-265-500-20 | 26 8     | 1683-603-510-00 | 50 3     |
| 1683-202-528-00 | 13 32    | 1683-265-510-00 | 24 5     | 1683-604-004-00 | 51 17    |
| 1683-202-531-00 | 13 35    |                 | 26 1     | 1683-604-200-20 | 51 8     |
| 1683-202-532-00 | 13 36    | 1683-265-520-00 | 26 7     | 1683-604-210-20 | 51 9     |
| 1683-202-533-00 | 13 37    | 1683-271-001-30 | 27 22    | 1683-604-230-00 | 51 26    |

1688-097-100-10

| PART CODE       | FIG. KEY | PART CODE       | FIG. KEY | PART CODE       | FIG. KEY |
|-----------------|----------|-----------------|----------|-----------------|----------|
| 1683-604-240-10 | 51 1     | 1688-211-503-00 | 80 2     | 1688-501-310-10 | 44 1     |
| 1683-604-250-10 | 51 2     | 1688-211-504-00 | 80 3     | 1688-507-001-00 | 46 1     |
| 1683-611-500-30 | 53 8     | 1688-211-505-00 | 80 4     | 1688-507-001-10 | 46 1A    |
| 1683-616-500-20 | 54 1     | 1688-211-506-00 | 80 8     | 1688-508-200-00 | 47 8     |
| 1683-616-520-10 | 54 14    | 1688-211-507-00 | 80 9     | 1688-508-210-00 | 47 25    |
| 1683-690-620-10 | 63 14    | 1688-211-508-00 | 80 10    | 1688-508-210-10 | 47 25A   |
| 1683-902-001-00 | 65 1     | 1688-211-509-00 | 80 11    | 1688-611-210-20 | 53 10    |
|                 | 66 1     | 1688-211-510-10 | 20 3     | 1688-611-500-00 | 53 13    |
|                 | 67 1     | 1688-211-521-00 | 80 12    | 1688-616-510-10 | 54 2     |
| 1683-902-002-00 | 65 2     | 1688-211-522-00 | 80 13    | 1688-616-520-10 | 54 12    |
|                 | 66 2     | 1688-211-523-00 | 80 14    | 1688-690-340-10 | 62 19    |
| 1683-902-003-00 | 65 5     | 1688-212-001-10 | 22 4     | 1688-690-620-00 | 63 17    |
|                 | 66 5     | 1688-216-051-00 | 24 8     | 1688-690-620-10 | 62 15    |
|                 | 67 5     | 1688-216-500-00 | 24 11    | 1688-690-620-10 | 62 15A   |
| 1683-902-004-00 | 65 3     | 1688-271-510-00 | 27 1     | 1688-690-630-00 | 59 18    |
|                 | 66 3     | 1688-271-580-00 | 27 18    | 1688-901-001-00 | 64 1     |
| 1683-902-005-00 | 67 3     |                 | 28 1     | 1688-901-002-00 | 64 2     |
|                 | 65 6     |                 | 28 18    | 1688-901-003-00 | 64 3     |
|                 | 66 6     | 1688-271-590-10 | 27 20    | 1688-902-002-00 | 66 13    |
|                 | 67 6     | 1688-272-500-10 | 29 1     |                 | 67 13    |
| 1688-120-051-00 | 9 11     | 1688-272-500-20 | 29 1A    | 2101-230-001-00 | 31 34    |
| 1688-120-052-00 | 9 10     | 1688-272-530-10 | 29 4     | 2130-208-004-00 | 17 18    |
| 1688-120-500-10 | 9 1      | 1688-310-001-00 | 34 17    | 2130-931-200-00 | 76 9     |
| 1688-201-051-10 | 12 1     | 1688-312-001-00 | 35 3     | 2130-931-210-00 | 76 4     |
| 1688-201-052-00 | 12 18    | 1688-312-510-20 | 35 1     | 2139-505-002-00 | 54 4     |
| 1688-201-055-00 | 11 2A    | 1688-408-001-00 | 38 1     | 2142-420-008-00 | 46 2     |
|                 | 12 2     |                 | 39 1     | 2144-419-022-00 | 17 16    |
| 1688-201-056-00 | 11 30A   | 1688-408-200-10 | 38 16    |                 | 26 10    |
|                 | 12 33    |                 | 39 16    | 2144-519-007-00 | 23 19    |
| 1688-203-055-00 | 15 11    | 1688-408-210-00 | 39 8     |                 | 24 18    |
| 1688-203-500-00 | 15 10    | 1688-408-220-00 | 39 9     | 2149-601-031-00 | 23 18    |
| 1688-211-001-00 | 19 1     | 1688-410-200-20 | 40 1     |                 | 24 17    |
| 1688-211-002-00 | 19 5     | 1688-433-002-00 | 41 31    | 2500-901-027-00 | 64 7     |
| 1688-211-051-00 | 20 5     | 1688-433-003-00 | 41 17    | 2502-105-002-00 | 4 14     |
| 1688-211-052-00 | 20 10    | 1688-433-200-00 | 41 5     | 2703-101-020-00 | 25 22    |
| 1688-211-053-00 | 20 9     | 1688-433-211-00 | 41 36    | 3505-605-007-00 | 53 6     |
| 1688-211-054-00 | 20 20    | 1688-433-211-10 | 41 36A   | 3560-503-302-00 | 54 9     |
| 1688-211-055-00 | 20 25    | 1688-433-220-10 | 41 10    | 3610-440-018-00 | 7 8      |
| 1688-211-056-10 | 20 26    | 1688-433-230-10 | 41 24    | 3621-702-003-00 | 41 14    |
| 1688-211-057-00 | 20 4     | 1688-433-240-00 | 41 1     |                 | 41 28    |
| 1688-211-058-00 | 20 2     | 1688-440-501-00 | 42 1     | 3625-701-003-00 | 25 20    |
| 1688-211-059-00 | 20 27    | 1688-501-001-00 | 43 2     | 3640-585-001-00 | 23 17    |
| 1688-211-061-00 | 20 36    |                 | 44 3     |                 | 24 16    |
| 1688-211-500-00 | 20 1     | 1688-501-210-00 | 43 1     | 3643-420-004-00 | 27 13    |
| 1688-211-502-00 | 80 1     | 1688-501-210-10 | 43 1A    |                 | 28 13    |

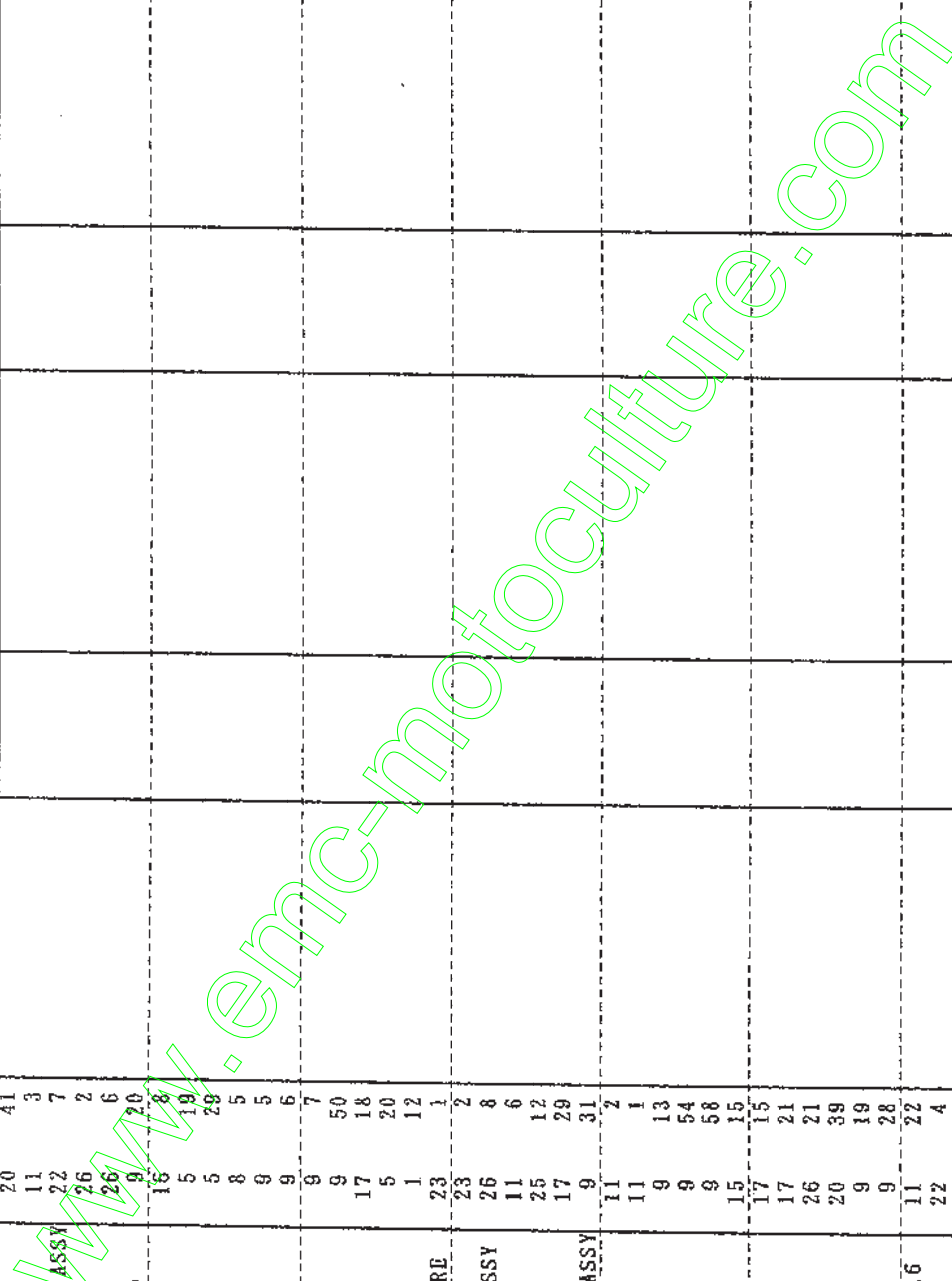
| PART CODE       | FIG. KEY                | PART CODE | FIG. KEY | PART CODE | FIG. KEY |
|-----------------|-------------------------|-----------|----------|-----------|----------|
| 3645-383-001-00 | 59 13<br>61 6           |           |          |           |          |
| 3650-106-002-00 | 20 23                   |           |          |           |          |
| 3650-261-261-00 | 62 4<br>63 4            |           |          |           |          |
| 3650-270-214-00 | 56 4                    |           |          |           |          |
| 3652-271-220-00 | 56 5                    |           |          |           |          |
| 3656-107-004-00 | 20 12                   |           |          |           |          |
| 3656-271-001-00 | 58 5<br>59 5            |           |          |           |          |
| 3667-354-220-10 | 30 11                   |           |          |           |          |
| 3667-354-240-00 | 30 12                   |           |          |           |          |
| 3668-612-001-00 | 17 12<br>23 13<br>24 12 |           |          |           |          |
|                 | 26 9<br>35 25<br>35 27  |           |          |           |          |
| 3670-236-003-00 | 52 16                   |           |          |           |          |
| 3737-172-011-00 | 36 9                    |           |          |           |          |
| 3737-211-007-00 | 16 3                    |           |          |           |          |
| 3747-342-002-00 | 27 14<br>28 14          |           |          |           |          |
| 3768-185-022-10 | 37 17                   |           |          |           |          |
| 4101-102-038-00 | 50 11                   |           |          |           |          |
| 7955-201-026-00 | 32 10<br>46 3           |           |          |           |          |
|                 |                         |           |          |           |          |
|                 |                         |           |          |           |          |
|                 |                         |           |          |           |          |
|                 |                         |           |          |           |          |





| DESCRIPTION           | REF. NO | DESCRIPTION           | REF. NO | DESCRIPTION             | REF. NO | DESCRIPTION             | REF. NO | DESCRIPTION           | REF. NO |
|-----------------------|---------|-----------------------|---------|-------------------------|---------|-------------------------|---------|-----------------------|---------|
| NUT/M8                | 17      | PIPE, WATER OUTLET    | 17      | PLUG(HOT) ASSY          | 30      | PLUG(M14X15)            | 1       | SEAT, SPRING          | 2       |
| NUT, CAP              | 26      | PISTON                | 13      | PULLEY                  | 35      | PULLEY                  | 27      | SEAT, VALVE           | 25      |
| NUT, CAP/M 8          | 2       | PISTON/OV             | 14      | PULLEY, WATER PUMP ASSY | 36      | PULLEY, WATER PUMP ASSY | 15      | SEAT, VALVE SPRING    | 25      |
| NUT, RETAINING        | 9       |                       | 14      | PUMP, OIL ASSY          | 37      | PUMP, OIL ASSY          | 18      | SHAFT, HYDRAULIC ASSY | 1       |
| O-RING                | 24      | PISTON/RELIEF VALVE   | 9       | REGULATOR ASSY          | 38      | REGULATOR ASSY          | 16      | SHAFT/ROCKER ARM      | 11      |
| O-RING                | 9       | PLATE                 | 25      | RELAY, SOLENOID         | 39      | RELAY, SOLENOID         | 27      | SHAFT, CAM            | 9       |
| O-RING/P18            | 43      |                       | 33      | RETAINER                | 40      | RETAINER                | 15      | SHAFT, ROCKER ASSY    | 11      |
| PACKING               | 17      |                       | 31      | RING(PISTON) SET        | 41      | RING(PISTON) SET        | 27      | SHIN/ADAPTER          | 12      |
| O-RING 1A S50         | 35      |                       | 7       | RING(PISTON/OV)SET      | 42      | RING(PISTON/OV50)SET    | 1       | SHIM/T=0.1            | 24      |
| O-RING/P 8            | 25      |                       | 10      | RING/O                  | 43      | RING/O                  | 23      | SHIM/T=0.2            | 24      |
| O-RING/P15            | 20      |                       | 35      | RING, SNAP/ 4 E         | 44      | RING, SNAP/ 4 E         | 26      | SHIM/T=0.3            | 24      |
| O-RING/P18            | 16      |                       | 9       | RING, SNAP/12 C         | 45      | RING, SNAP/12 C         | 13      | SHIM/T=0.4            | 24      |
| PACKING               | 7       |                       | 3       | RING, SNAP/16 C         | 46      | RING, SNAP/16 C         | 14      | SHIM/T=0.5            | 24      |
| PAN, OIL COMP         | 2       |                       | 5       | RINGGEAR                | 47      | RINGGEAR                | 23      | SHIM/T=0.52           | 24      |
| PIECE, THRUST         | 9       |                       | 23      | ROCKER ARM              | 48      | ROCKER ARM              | 8       | SHIM/T=0.54           | 24      |
| PIN                   | 16      |                       | 16      | ROD, CONNECTING         | 49      | ROD, CONNECTING         | 25      | SHIM/T=0.56           | 24      |
| PIN                   | 5       |                       | 17      | ROD, CONTROL            | 50      | ROD, CONTROL            | 13      | SHIM/T=0.58           | 24      |
| PIN                   | 5       |                       | 18      | ROD, PUSH               | 51      | ROD, PUSH               | 20      | SHIM/T=0.8            | 24      |
| PIN                   | 8       |                       | 4       | ROTOR                   | 52      | ROTOR                   | 20      | SHIM, ADAPTER         | 20      |
| PIN                   | 9       |                       | 8       | ROTOR ASSY              | 53      | ROTOR ASSY              | 32      |                       | 20      |
| PIN/ADAPTER           | 20      | PLATE FRONT           | 9       | ROTOR/OUTER             | 54      | ROTOR/OUTER             | 9       |                       | 20      |
| PIN/ARM               | 9       | PLATE/ADJUST          | 22      | ROTOR/WATERPUMP         | 55      | ROTOR/WATERPUMP         | 34      |                       | 20      |
| PIN/IDLEGEAR          | 5       | PLATE/REAR            | 2       | SCREW                   | 56      | SCREW                   | 11      |                       | 20      |
| PIN/SNAP              | 15      | PLATE/T=1.80          | 8       | SCREW ADJUST            | 57      | SCREW ADJUST            | 15      |                       | 20      |
| PIN/STRAIGHT          | 15      | PLATE/T=1.85          | 25      | SCREW/WATER PUMP        | 58      | SCREW/WATER PUMP        | 16      |                       | 20      |
| PIN, CONTROL          | 25      | PLATE/T=1.90          | 25      | SCREW/WVS               | 59      | SCREW/WVS               | 11      |                       | 20      |
| PIN, GROOVE           | 25      | PLATE/T=1.95          | 25      | SEAL SET/WATER PUMP     | 60      | SEAL SET/WATER PUMP     | 9       |                       | 20      |
| PIN, PISTON           | 20      | PLATE/T=2.00          | 25      | SEAL/WATER PUMPPULLE    | 61      | SEAL/WATER PUMPPULLE    | 17      |                       | 20      |
| PIN, STARTING SPRING  | 9       | PLATE/T=2.05          | 25      | SEAL, BEARING CAP       | 62      | SEAL, BEARING CAP       | 25      |                       | 20      |
| PIN, TUBE             | 5       | PLATE/T=2.10          | 25      | SEAL, BEARING CAP/7     | 63      | SEAL, BEARING CAP/7     | 5       |                       | 20      |
| PINION, STARTER       | 16      | PLATE/T=2.15          | 25      | SEAL, CYL. HEAD COVER   | 64      | SEAL, CYL. HEAD COVER   | 2       |                       | 20      |
| PIPE, GROOVE          | 20      | PLATE/T=2.20          | 25      | SEAL, OIL               | 65      | SEAL, OIL               | 3       |                       | 20      |
| PIPE, PISTON          | 9       | PLATE/T=2.25          | 25      |                         | 66      |                         | 9       |                       | 20      |
| PIPE, STARTING SPRING | 13      | PLATE/T=2.30          | 25      |                         | 67      |                         | 27      |                       | 20      |
| PIPE, TUBE            | 5       | PLATE/T=2.35          | 25      |                         | 68      |                         | 29      |                       | 20      |
| PIPE, STARTER         | 5       | PLATE/T=2.40          | 25      |                         | 69      |                         | 30      |                       | 20      |
| PIPE/FUEL             | 9       | PLATE/T=2.45          | 25      |                         | 70      |                         | 31      |                       | 20      |
| PIPE, INJECTION ASSY  | 26      | PLATE/T=2.50          | 25      |                         | 71      |                         | 32      |                       | 20      |
| PIPE, WATER PUMP      | 21      | PLATE/WATER PUMP      | 2       |                         | 72      |                         | 33      |                       | 20      |
| PIPE/WATER DRAIN      | 19      | PLATE, THRUST         | 3       |                         | 73      |                         | 34      |                       | 20      |
| PIPE, OIL             | 19      | PLATE, THRUST INJPUMP | 4       |                         | 74      |                         | 35      |                       | 20      |
| PIPE, PUMP HOUSING    | 17      | PLUG                  | 5       |                         | 75      |                         | 36      |                       | 20      |
|                       | 17      |                       | 11      |                         | 76      |                         | 37      |                       | 20      |
|                       | 5       |                       | 23      |                         | 77      |                         | 38      |                       | 20      |
|                       | 16      |                       | 12      |                         | 78      |                         | 39      |                       | 20      |
|                       | 17      |                       | 25      |                         | 79      |                         | 40      |                       | 20      |
|                       | 17      |                       | 25      |                         | 80      |                         | 41      |                       | 20      |
|                       | 17      |                       | 25      |                         | 81      |                         | 42      |                       | 20      |
|                       | 17      |                       | 25      |                         | 82      |                         | 43      |                       | 20      |
|                       | 17      |                       | 25      |                         | 83      |                         | 44      |                       | 20      |
|                       | 17      |                       | 25      |                         | 84      |                         | 45      |                       | 20      |
|                       | 17      |                       | 25      |                         | 85      |                         | 46      |                       | 20      |
|                       | 17      |                       | 25      |                         | 86      |                         | 47      |                       | 20      |
|                       | 17      |                       | 25      |                         | 87      |                         | 48      |                       | 20      |
|                       | 17      |                       | 25      |                         | 88      |                         | 49      |                       | 20      |
|                       | 17      |                       | 25      |                         | 89      |                         | 50      |                       | 20      |
|                       | 17      |                       | 25      |                         | 90      |                         | 51      |                       | 20      |
|                       | 17      |                       | 25      |                         | 91      |                         | 52      |                       | 20      |
|                       | 17      |                       | 25      |                         | 92      |                         | 53      |                       | 20      |
|                       | 17      |                       | 25      |                         | 93      |                         | 54      |                       | 20      |
|                       | 17      |                       | 25      |                         | 94      |                         | 55      |                       | 20      |
|                       | 17      |                       | 25      |                         | 95      |                         | 56      |                       | 20      |

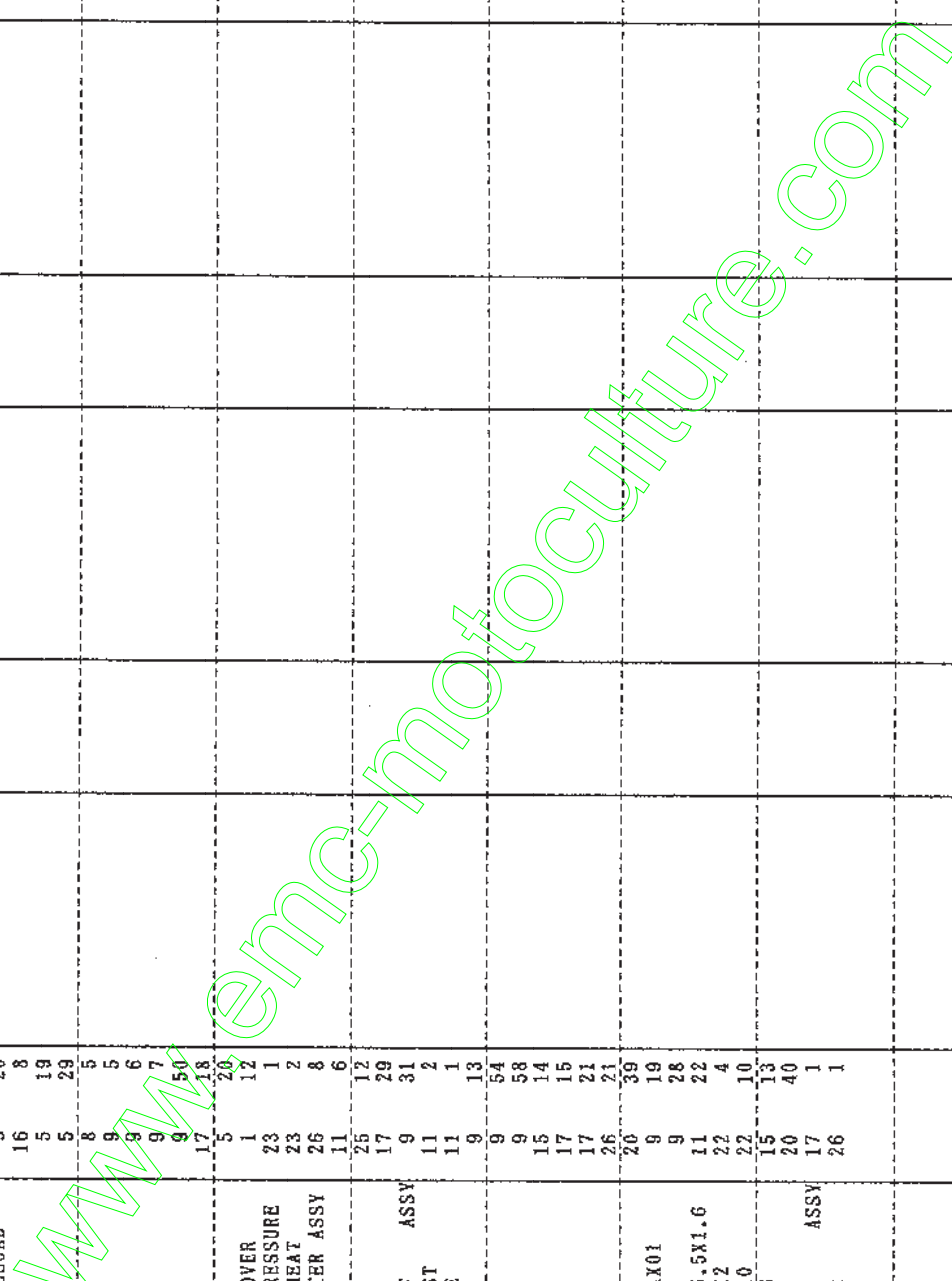
| DESCRIPTION          | REF. NO | DESCRIPTION | REF. NO | DESCRIPTION | REF. NO | DESCRIPTION | REF. NO |
|----------------------|---------|-------------|---------|-------------|---------|-------------|---------|
| SPRING, STARTING     | 20 41   |             |         |             |         |             |         |
| SPRING, VALVE        | 11 3    |             |         |             |         |             |         |
| STARTER ASSY         | 22 7    |             |         |             |         |             |         |
| STARTER KIT          | 26 2    |             |         |             |         |             |         |
|                      | 26 6    |             |         |             |         |             |         |
| STOPPER/FULLLOAD     | 9 20    |             |         |             |         |             |         |
| STRAINER             | 16 8    |             |         |             |         |             |         |
| STUD                 | 5 19    |             |         |             |         |             |         |
|                      | 5 29    |             |         |             |         |             |         |
|                      | 8 5     |             |         |             |         |             |         |
|                      | 9 5     |             |         |             |         |             |         |
|                      | 9 6     |             |         |             |         |             |         |
|                      | 9 7     |             |         |             |         |             |         |
|                      | 9 50    |             |         |             |         |             |         |
| STUD/M8X40           | 17 18   |             |         |             |         |             |         |
| STUD, HEAD COVER     | 5 20    |             |         |             |         |             |         |
| SWITCH/OILPRESSURE   | 1 12    |             |         |             |         |             |         |
| SWITCH/OVERHEAT      | 23 1    |             |         |             |         |             |         |
| SWITCH, STARTER ASSY | 23 2    |             |         |             |         |             |         |
| TAPPET               | 26 8    |             |         |             |         |             |         |
|                      | 11 6    |             |         |             |         |             |         |
|                      | 25 12   |             |         |             |         |             |         |
| TERNOSTAT            | 17 29   |             |         |             |         |             |         |
| VALVE/RELIEF ASSY    | 9 31    |             |         |             |         |             |         |
| VALVE, EXHAUST       | 11 2    |             |         |             |         |             |         |
| VALVE, INTAKE        | 11 1    |             |         |             |         |             |         |
| WASHER               | 9 13    |             |         |             |         |             |         |
|                      | 9 54    |             |         |             |         |             |         |
|                      | 9 58    |             |         |             |         |             |         |
|                      | 15 15   |             |         |             |         |             |         |
|                      | 17 15   |             |         |             |         |             |         |
|                      | 17 21   |             |         |             |         |             |         |
|                      | 26 21   |             |         |             |         |             |         |
|                      | 20 39   |             |         |             |         |             |         |
| WASHER / M6          | 9 19    |             |         |             |         |             |         |
| WASHER/08X14X01      | 9 28    |             |         |             |         |             |         |
|                      | 11 22   |             |         |             |         |             |         |
| WASHER/08X15.5X1.6   | 22 4    |             |         |             |         |             |         |
| WASHER/9X22X2        | 22 10   |             |         |             |         |             |         |
| WASHER, SP/M10       | 15 14   |             |         |             |         |             |         |
| WASHER, SP/M6        | 20 40   |             |         |             |         |             |         |
| WATERPUMP ASSY       | 17 1    |             |         |             |         |             |         |
| YOKE/STARTER         | 26 1    |             |         |             |         |             |         |



| DESCRIPTION           | REF. NO | DESCRIPTION | REF. NO | DESCRIPTION           | REF. NO | DESCRIPTION           | REF. NO | DESCRIPTION           | REF. NO |
|-----------------------|---------|-------------|---------|-----------------------|---------|-----------------------|---------|-----------------------|---------|
| ARM/CONTROL           | 20      | BOLT/M6     | 9       | CLAMP, STRAINER       | 36      | GEARCASE ASSY         | 10      | GEARCASE ASSY         | 9       |
| ARM/TENSION           | 20      | BOLT/M6X10  | 20      | COLLOR                | 16      | GENERATOR ASSY        | 3       | GENERATOR ASSY        | 22      |
| ARM,FLOATING          | 20      | BOLT/M6X18  | 20      | CONNECTOR/FUEL        | 3       | GLOWPLUG              | 23      | GLOWPLUG              | 23      |
| ARMATURE              | 26      | BOLT/M8X20  | 3       | CONNECTOR/OILFILTER   | 9       | GUIDE, VALVE          | 1       | GUIDE, VALVE          | 1       |
| BALL                  | 1       | BOLT/M8X20  | 9       | CONNECTOR,GLOW PLUG   | 23      | HANGER                | 10      | HANGER                | 10      |
| BEARING               | 26      | 15          | 17      | CONTROL SLEEVE        | 19      | HOLDER ASSY           | 51      | HOLDER ASSY           | 27      |
| BEARING               | 27      | 5           | 17      | COVER                 | 27      | HOLDER BRUSH ASSY     | 9       | HOLDER BRUSH ASSY     | 26      |
| BEARING/CONN ROD      | 27      | 10          | 22      | COVER/INJECTIONPUMP   | 3       | HOLDER DELIVERY VALV  | 13      | HOLDER DELIVERY VALV  | 25      |
| BEARING/CONN ROD/UN   | 13      | 8           | 9       | COVER, BEARING        | 18      | HOLDER/NOZZLE ASSY    | 24      | HOLDER/NOZZLE ASSY    | 24      |
| BEARING/WATERPUMP     | 6       | 5           | 11      | COVER, CYLINDER HEAD  | 16      | HOLDER, BRUSH ASSY    | 6       | HOLDER, BRUSH ASSY    | 27      |
| BEARING,WATERPUMP     | 6       | 6           | 9       | CRANKSHAFT ASSY       | 20      | HOSE/RUBBER           | 2       | HOSE/RUBBER           | 2       |
| BEARING,BALL          | 26      | 5           | 17      | CUP/SEALING/16        | 28      | HOUSING/THERMOSTAT    | 17      | HOUSING/THERMOSTAT    | 17      |
| BEARING, RB/6004      | 5       | 11          | 9       | CUTTER, VALVE         | 10      | HOUSING, STARTER ASSY | 4       | HOUSING, STARTER ASSY | 25      |
| BEARING, RB/6005      | 17      | 3           | 16      | CYLINDERBLOCK ASSY    | 6       | INJECTIONNOZZLE ASSY  | 5       | INJECTIONNOZZLE ASSY  | 26      |
| BEARING, RB/6203      | 17      | 4           | 18      | CYLINDERHEAD ASSY     | 4       | INJECTIONPUMP ASSY    | 1       | INJECTIONPUMP ASSY    | 19      |
| BEARING, THRUST CRANK | 26      | 4           | 26      | DELIVERYVALVE         | 18      | KEY                   | 1       | KEY                   | 20      |
| BELT,VHM34.5/FAN      | 26      | 5           | 22      | DOVEL                 | 25      |                       | 20      |                       | 20      |
| BODY/OILPUMP          | 18      | 5           | 13      | DRIVE/TACHOMETE ASSY  | 6       |                       | 21      |                       | 12      |
| BODY/WATERPUMP        | 16      | 2           | 16      | EYEBOLT               | 5       |                       | 3       |                       | 15      |
| BOLT                  | 3       | 4           | 8       | FAN/COOLING           | 18      |                       | 15      |                       | 20      |
| BOLT                  | 5       | 2           | 10      | FLYWEIGHT ASSY        | 3       |                       | 52      |                       | 5       |
| BOLT                  | 5       | 26          | 12      | FLYWHEEL              | 20      |                       | 15      |                       | 28      |
| BOLT                  | 9       | 46          | 17      | FRAME                 | 4       |                       | 20      |                       | 34      |
| BRACKET,ROCKER SHAFT  | 11      | 7           | 15      | FRAME ASSY            | 5       |                       | 5       |                       | 19      |
| BRACKET,ROCKER SHAFT  | 15      | 12          | 11      | FRAME, STARTER END    | 13      |                       | 7       |                       | 3       |
| BRUSH                 | 15      | 15          | 14      | GASKET                | 17      |                       | 27      |                       | 4       |
| BULBE GUIDE           | 16      | 7           | 27      | GASKET/COVER          | 25      |                       | 26      |                       | 5       |
| BUSH                  | 17      | 32          | 1       | GASKET/CYLINDERHEAD   | 11      |                       | 8       |                       | 6       |
| CANSHAFT/INJPUMP      | 22      | 8           | 20      | GASKET/HOUSING        | 17      |                       | 25      |                       | 3       |
| CAP, BLANK/30         | 25      | 54          | 9       | GASKET/PLATE          | 8       |                       | 53      |                       | 24      |
| CAP, OIL FILLER       | 27      | 9           | 41      | GASKET/SPACER         | 15      |                       | 55      |                       | 9       |
| CAP, SEALING          | 27      | 11          | 2       | GASKET/WATER PUMP     | 25      |                       | 25      |                       | 11      |
|                       | 27      | 19          | 1       | GASKET, EXH. MANIFOLD | 14      |                       | 57      |                       | 18      |
|                       | 27      | 20          | 5       | GASKET, GEAR CASE     | 9       |                       | 25      |                       | 38      |
|                       | 27      | 21          | 4       | GASKET, INLET MANIFOL | 3       |                       | 26      |                       | 20      |
|                       | 27      | 22          | 5       | GASKET, NOZZLE        | 2       |                       | 27      |                       | 26      |
|                       | 27      | 23          | 7       | GEAR, OILPUMP ASSY    | 19      |                       | 27      |                       | 27      |
|                       | 27      | 24          | 16      | GEAR, CANSHAFT        | 2       |                       | 27      |                       | 27      |
|                       | 27      | 25          | 3       | GEAR, CRANK SHAFT     | 16      |                       | 27      |                       | 27      |
| BOLT/L=55             | 9       | 11          | 15      | GEAR, CRANK SHAFT     | 12      |                       | 27      |                       | 27      |
| BOLT/M10X1.25X82      | 1       | 11          | 17      | GEAR, CRANK SHAFT     | 15      |                       | 27      |                       | 27      |
| BOLT/M6               | 9       | 35          | 9       | GEAR, INJ PUMP        | 17      |                       | 27      |                       | 27      |



| DESCRIPTION          | REF. NO | DESCRIPTION | REF. NO | DESCRIPTION | REF. NO | DESCRIPTION | REF. NO |
|----------------------|---------|-------------|---------|-------------|---------|-------------|---------|
| STARTER KIT          | 26      |             |         |             |         |             |         |
| STOPPER/FULLLOAD     | 26      |             |         |             |         |             |         |
| STRAINER             | 16      |             |         |             |         |             |         |
| STUD                 | 5       |             |         |             |         |             |         |
|                      | 8       |             |         |             |         |             |         |
|                      | 9       |             |         |             |         |             |         |
|                      | 9       |             |         |             |         |             |         |
|                      | 9       |             |         |             |         |             |         |
|                      | 9       |             |         |             |         |             |         |
|                      | 17      |             |         |             |         |             |         |
|                      | 18      |             |         |             |         |             |         |
| STUD/M8X40           | 5       |             |         |             |         |             |         |
| STUD, HEAD COVER     | 1       |             |         |             |         |             |         |
| SWITCH/OILPRESSURE   | 23      |             |         |             |         |             |         |
| SWITCH/OVERHEAT      | 23      |             |         |             |         |             |         |
| SWITCH, STARTER ASSY | 26      |             |         |             |         |             |         |
| TAPPET               | 11      |             |         |             |         |             |         |
|                      | 25      |             |         |             |         |             |         |
| HERMOSTAT            | 17      |             |         |             |         |             |         |
| VALVE/RELIEF ASSY    | 9       |             |         |             |         |             |         |
| VALVE, EXHAUST       | 11      |             |         |             |         |             |         |
| VALVE, INTAKE        | 11      |             |         |             |         |             |         |
| WASHER               | 9       |             |         |             |         |             |         |
|                      | 9       |             |         |             |         |             |         |
|                      | 15      |             |         |             |         |             |         |
|                      | 17      |             |         |             |         |             |         |
|                      | 17      |             |         |             |         |             |         |
|                      | 21      |             |         |             |         |             |         |
|                      | 26      |             |         |             |         |             |         |
|                      | 26      |             |         |             |         |             |         |
| WASHER / M6          | 20      |             |         |             |         |             |         |
| WASHER/08X14X01      | 9       |             |         |             |         |             |         |
|                      | 9       |             |         |             |         |             |         |
| WASHER/08X15.5X1.6   | 11      |             |         |             |         |             |         |
| WASHER/9X22X2        | 22      |             |         |             |         |             |         |
| WASHER, SP/M10       | 22      |             |         |             |         |             |         |
| WASHER, SP/M6        | 15      |             |         |             |         |             |         |
|                      | 13      |             |         |             |         |             |         |
|                      | 20      |             |         |             |         |             |         |
|                      | 40      |             |         |             |         |             |         |
| WATERPUMP ASSY       | 17      |             |         |             |         |             |         |
| YOKE/STARTER         | 26      |             |         |             |         |             |         |



| DESCRIPTION           | REF . NO | DESCRIPTION          | REF . NO | DESCRIPTION        | REF . NO | DESCRIPTION       | REF . NO | DESCRIPTION       | REF . NO |
|-----------------------|----------|----------------------|----------|--------------------|----------|-------------------|----------|-------------------|----------|
| ADAPTER (90°/PUMP)    | 37       | BAND, WIRE/250       | 30       | BEARING, RB/6304   | 8        | BOLT/M 8X25       | 10       | BOLT/M 8X25       | 3        |
| ADAPTER/HOSE/L/1/2    | 30       | BASE/BATTERY COMP    | 6        | BEARING, RB/6304NR | 14       | BOLT/M 8X30       | 14       | BOLT/M 8X30       | 10       |
| ADAPTER/HOSE/PT/1/4   | 30       | BASE/STEERING COMP   | 6        | BEARING, RB/6304SS | 14A      | BOLT/M 8X55       | 29       | BOLT/M 8X55       | 3        |
| ADAPTER/L/PT/1/4 ASSY | 38       | BATTERY/38B20L ASSY  | 36       | BEARING, RB/6306   | 6        | BOLT/M 8X60       | 45       | BOLT/M 8X60       | 2        |
| ADAPTER/L/PT/3/8 ASSY | 39       | BEARING              | 6        | BODY/HVAL/053      | 33       | BOLT/M 8X65       | 4        | BOLT/M 8X65       | 11       |
|                       | 38       |                      | 14       | BOLT               | 77       | BOLT/M 8X80       | 4        | BOLT/M 8X80       | 13       |
|                       | 38       |                      | 15       |                    | 1        | BOLT/M 8X08/APSET | 3        | BOLT/M 8X08/APSET | 13       |
| ADAPTER/PT3/8         | 39       | BEARING K7253224     | 18       |                    | 2        | BOLT/M 8X08/APSET | 4        | BOLT/M 8X08/APSET | 9        |
| ADAPTER/1/4.3/8       | 30       | BEARING/BALL         | 19       |                    | 6        | BOLT/M 8X32       | 6        | BOLT/M 8X32       | 8        |
| ARM                   | 46       | BEARING/BALL         | 20       |                    | 21       | BOLT/M 10X1.25X20 | 5        | BOLT/M 10X1.25X20 | 10       |
| ARM/DAMPER            | 29       | BEARING/BALL 6305SH2 | 14       |                    | 13       | BOLT/M 10X25      | 36       | BOLT/M 10X25      | 7        |
| ARM/DIFFLOCK          | 31       | BEARING/NEEDLE       | 13       |                    | 11       | BOLT/M 10X35      | 36       | BOLT/M 10X35      | 11       |
| ARM/DIFFROCK          | 31       | BEARING/THRUST       | 25       |                    | 7        | BOLT/M 10X45      | 32       | BOLT/M 10X45      | 4        |
| ARM/KNUCKLE/RH        | 41       | BEARING/CLUTCH RS    | 8        |                    | 18       | BOLT/M 10X55      | 11       | BOLT/M 10X55      | 10       |
| ARM/MID               | 26       | BEARING, NR/AT20264  | 20       |                    | 11       | BOLT/M 10X90      | 25       | BOLT/M 10X90      | 3        |
| ARM/MID               | 26       | BEARING, NR/AT303824 | 19       |                    | 11       | BOLT/M 12X20      | 25       | BOLT/M 12X20      | 5        |
| ARM/NEUTRAL           | 27       | BEARING, RB          | 14       |                    | 3        | BOLT/M 12X25      | 8        | BOLT/M 12X25      | 4        |
| ARM/PARKING/RH COMP   | 28       | BEARING, RB/6009     | 15       |                    | 3        | BOLT/M 12X40      | 8        | BOLT/M 12X40      | 5        |
| ARM/PARKING/LH COMP   | 35       | BEARING, RB/6010     | 31       |                    | 13       | BOLT/M 12X50      | 32       | BOLT/M 12X50      | 3        |
| ARM/PTO               | 23       | BEARING, RB/6204     | 19       |                    | 4        | BOLT/M 16X16      | 50       | BOLT/M 16X16      | 8        |
| ARM/SHIFT             | 23       | BEARING, RB/6205     | 19       |                    | 16       | BOLT/M 16X25      | 31       | BOLT/M 16X25      | 10       |
| ARM/SHIFT/MED COMP    | 24       | BEARING, RB/6206     | 20       |                    | 16       | BOLT/M 16X45/TT   | 51       | BOLT/M 16X45/TT   | 27       |
| ARM/SHIFT/HD COMP     | 25       | BEARING, RB/6208     | 33       |                    | 6        | BOLT/M 18X80      | 28       | BOLT/M 18X80      | 2        |
| AXLE/2WD              | 17       | BEARING, RB/6208SS   | 25       |                    | 16       | BOLT/M 18X80      | 34       | BOLT/M 18X80      | 17       |
| BACKPLATE             | 41       | BEARING, RB/6206     | 20       |                    | 16       | BOLT/S            | 34       | BOLT/S            | 17       |
| BALL                  | 18       | BEARING, RB/6206     | 20       |                    | 16       | BOLT/SEAL         | 5        | BOLT/SEAL         | 7        |
|                       | 18       | BEARING, RB/6204NR   | 14       |                    | 9        | BOLT/SP           | 11       | BOLT/SP           | 15       |
|                       | 25       | BEARING, RB/6204NR   | 14       |                    | 9        |                   |          |                   |          |
| BAND/CLEANER          | 3        | BEARING, RB/6205     | 19       |                    | 16       |                   |          |                   |          |
| BAND, WIRE/140        | 47       | BEARING, RB/6205     | 19       |                    | 16       |                   |          |                   |          |
|                       | 62       | BEARING, RB/6205     | 20       |                    | 16       |                   |          |                   |          |
|                       | 62       | BEARING, RB/6205SS   | 25       |                    | 16       |                   |          |                   |          |
|                       | 63       | BEARING, RB/6206     | 20       |                    | 16       |                   |          |                   |          |
|                       | 63       | BEARING, RB/6206     | 31       |                    | 17       |                   |          |                   |          |
|                       | 63       | BEARING, RB/6208     | 33       |                    | 6        |                   |          |                   |          |

| DESCRIPTION    | REF. NO | DESCRIPTION              | REF. NO | DESCRIPTION         | REF. NO | DESCRIPTION         | REF. NO | DESCRIPTION          | REF. NO |
|----------------|---------|--------------------------|---------|---------------------|---------|---------------------|---------|----------------------|---------|
| BOLT/SP        | 12      | BOLT,SEMS (SP)           | 47      | BULB/12V 3W         | 11      | BULB/12V 3W         | 56      | CAP,PTO SHAFT        | 12      |
|                | 12      |                          | 48      | BULB/12V/45/40W     | 4       | BULB/12V/45/40W     | 55      | CAP,RUBBER (9)       | 2       |
|                | 25      |                          | 50      | BULB/12V/5W         | 10      | BULB/12V/5W         | 55      | CAP,TIRE VALVE       | 19      |
|                | 27      |                          | 51      | BULB/12V21W         | 15      | BULB/12V21W         | 55      |                      | 4       |
|                | 54      |                          | 52      |                     | 9       |                     | 55      |                      | 10      |
| BOLT/STUD      | 11      |                          | 57      |                     | 28      |                     | 55      | CARTRIDGE/80 ASSY    | 13      |
|                | 11      | BOLT,SEMS (S)            | 5       | BULB/12V5W          | 22      | BULB/12V5W          | 55      | CASE/PTO/MID         | 5       |
|                | 11      |                          | 8       |                     | 32      |                     | 55      |                      | 11      |
|                | 11      |                          | 31      |                     | 35      |                     | 55      | CASE/TRANSMISSION/HS | 14      |
|                | 11      |                          | 34      | BUSH                | 16      | BUSH                | 13      |                      | 12      |
|                | 12      | BOLT,SEMS (S) M8X16      | 8       |                     | 9       |                     | 13      |                      | 1       |
|                | 12      |                          | 8       |                     | 13      |                     | 17      | CASE/TRANSMISSION/RE | 12      |
|                | 12      |                          | 9       |                     | 7       |                     | 23      |                      | 13      |
|                | 12      |                          | 55      |                     | 22      |                     | 24      |                      | 12      |
|                | 12      |                          | 47      |                     | 10      |                     | 26      | CASE,DIFF            | 2       |
| BOLT/STUD/SEAL | 11      | BOLT,SEMS/M54X45         | 11      |                     | 29      |                     | 35      | CASE,OIL FILTER      | 9       |
|                | 11      | BOLT,SEMS/M8X25 7T       | 12      |                     | 32      |                     | 35      | CASE,OIL FILTER      | 25      |
|                | 11      |                          | 47      |                     | 3       |                     | 27      | CLAMP/WIRE/10-12     | 4       |
|                | 12      | BOLT,SET COMP            | 59      | BUSH/15X17X10       | 9       | BUSH/15X17X10       | 28      | CLAMP/WIRE/10-15     | 15      |
|                | 44      | BOOT                     | 57      |                     | 16      |                     | 41      | CLAMP/WIRE/24-32     | 1       |
|                | 44      | BOOT/HORN                | 50      | BUSH/20X24X30       | 13      | BUSH/20X24X30       | 20      | CLAMP/WIRE/30-38     | 1       |
| BOLT/WING/SP   | 11      | BOOT/STEERING            | 60      | BUSH/22X25X15       | 15      | BUSH/22X25X15       | 41      | CLAMP/WIRE/36-44     | 1       |
| BOLT/8X20      | 12      | BOOT/SWITCH              | 61      | BUSH/25X29X30       | 16      | BUSH/25X29X30       | 36      |                      | 22      |
|                | 6       | BRACKET COMP             | 59      | BUSH,COLJMN         | 11      | BUSH,COLJMN         | 6       | CLAMP/WIRE/42-50     | 3       |
| BOLT,BATTERY   | 1       |                          | 60      | BUSH,LEVER          | 4       | BUSH,LEVER          | 7       | CLAMP/WIRE/47-55     | 10      |
| BOLT,SEMS      | 12      |                          | 61      | CABLE/ACCELERATOR   | 4       | CABLE/ACCELERATOR   | 6       | CLAMP,HARNES         | 3       |
|                | 17      | BRACKET/AXLE COMP        | 40      | CABLE/BATTERY ASSY  | 1       | CABLE/BATTERY ASSY  | 6       |                      | 32      |
|                | 35      | BRACKET/CLEANER COMP     | 3       | CABLE,BARTH         | 11      | CABLE,BARTH         | 6       |                      | 9       |
|                | 53      | BRACKET/FUSE COMP        | 50      | CABLE,METER         | 18      | CABLE,METER         | 56      |                      | 17      |
|                | 53      |                          | 62      | CAM,DIRF-LOCK       | 25      | CAM,DIRF-LOCK       | 31      |                      | 35      |
|                | 1       |                          | 65      | CAP                 | 28      | CAP                 | 31      |                      | 36      |
| BOLT,SEMS (SP) | 1       | BRACKET/LAMP COMP        | 49      | CAP,FUEL ASSY       | 8       | CAP,FUEL ASSY       | 1       |                      | 47      |
|                | 5       | BRACKET/LAMP/NUMBER COMP | 55      | CAP,OIL/30          | 13      | CAP,OIL/30          | 43      | CLAMP,RADIATOR HOSE  | 11      |
|                | 6       | BRACKET/LEVER COMP       | 5       |                     | 10      |                     | 44      |                      | 6       |
|                | 17      | BRACKET/REFLECTOR COMP   | 53      | BRACKET/SEAT COMP   | 13      | BRACKET/SEAT COMP   | 44      |                      | 38      |
|                | 1       |                          | 49      | BRACKET/SEAT/F COMP | 10      | BRACKET/SEAT/F COMP | 53      |                      | 20      |
|                | 5       |                          | 55      | BRACKET/TANK COMP   | 9       | BRACKET/TANK COMP   | 5       | CLAMP, RADIATOR HOSE | 30      |
|                | 26      |                          | 5       |                     | 9A      |                     | 16      |                      | 6       |
|                | 27      | BRAKE/SHOE ASSY          | 34      |                     | 20      |                     | 16      |                      | 3       |
|                | 28      |                          | 34      | CAP,BLANK/M10       | 1       | CAP,BLANK/M10       | 16      |                      | 5       |
|                | 30      |                          | 34      | CAP,BLANK/M12       | 8       | CAP,BLANK/M12       | 32      |                      | 17      |
|                | 30      | BULB                     | 42      | CAP,BLANK/52        | 4       | CAP,BLANK/52        | 25      | CLIP/HOSE/11.1/12    | 4       |
|                | 39      | BULB/12V 3W              | 56      | CAP,FUSE BOX        | 6       | CAP,FUSE BOX        | 63      | CLIP/HOSE/8.1-8.7    | 16      |
|                | 44      |                          | 56      |                     | 6       |                     | 63      | CLUTCH ASSY          | 4       |
|                | 47      |                          | 56      |                     | 8       |                     | 11      | CLUTCH/PTO ASSY      | 1       |
|                |         |                          | 56      |                     | 10      |                     | 12      | CLUTCH,DIFF-LOCK     | 16      |
|                |         |                          | 56      |                     |         |                     | 12      | COLLAR 23X34X2       | 20      |



| DESCRIPTION               | REF. NO | DESCRIPTION           | REF. NO | DESCRIPTION         | REF. NO | DESCRIPTION           | REF. NO | DESCRIPTION           | REF. NO |
|---------------------------|---------|-----------------------|---------|---------------------|---------|-----------------------|---------|-----------------------|---------|
| COLLAR/07X11X11           | 54      | CUP                   | 4       | FORK/SHIFT/P10      | 5       | GRIP                  | 5       | GRIP                  | 52      |
| COLLAR/10X14X09           | 54      | CUSHION, B/ RUBBER    | 29      | FORK/SHIFT/SUB      | 6       | GRIP/SUB              | 2       | GRIP/SUB              | 26      |
| COLLAR/17X21X11 ASSY      | 27      | CUSHION, RUBBER COMP  | 35      | FUNNEL, PL ASSY     | 39      | GRIP/THROTTLE         | 9       | GRIP/THROTTLE         | 7       |
| COLLAR/21X36X1            | 28      | CYLINDER              | 3       | FUSE/SLOWBLOW       | 15      | GROMMET               | 2       | GROMMET               | 54      |
| COLLAR/25X35X02           | 25      | CYLINDER/TIEROD ASSY  | 37      | FUSE/32V10A         | 1       | GROMMET/25X70X03      | 2       | GROMMET/25X70X03      | 54      |
|                           | 15      | DAMPER(OIL)           | 29      | FUSE/32V20A         | 3       | GROMMET/9X13X2        | 22      | GROMMET/9X13X2        | 9       |
|                           | 16      | DIODE                 | 62      | FUSE, BLADE         | 16      | GUIDE                 | 20      | GUIDE                 | 59      |
| COLLAR/25X42X4            | 41      | DISK/BRAKE            | 80      | GASKET              | 11      | GUIDE/CHANGE ASSY     | 23      | GUIDE                 | 60      |
| COLLAR/25X46X3            | 41      | DISK, CLUTCH/184 COMP | 8       |                     | 29      | GUIDE/LEVER/LH COMP   | 21      | GUIDE/LEVER/LH COMP   | 13      |
|                           | 25      | DISKPLATE             | 62      |                     | 16      | GUIDE/LEVER/RH COMP   | 6       | GUIDE/LEVER/RH COMP   | 23      |
| COLLAR/26X32X58           | 19      | DRUM/BRAKE            | 63      |                     | 3       | HARNESSE/ENGINE/E4    | 24      | HARNESSE/ENGINE/E4    | 24      |
| COLLAR/41X55X10           | 20      | ELBOW                 | 63      |                     | 12      | HARNESSE/LAMP         | 13      | HARNESSE/LAMP         | 24      |
|                           | 42      | ELBOW                 | 80      |                     | 11      | HARNESSE/MAIN/E4 ASSY | 6       | HARNESSE/MAIN/E4 ASSY | 53      |
| COLLAR, PINION THRUST     | 14      | ELBOW                 | 43      | GAGE/FUEL ASSY      | 5       | HARNESSE/REAR/E4 ASSY | 22      | HARNESSE/REAR/E4 ASSY | 53      |
| COLLAR, SHIFTER           | 15      | ELBOW/1/4-PT3/8       | 47      | GEAR/SPUR/13        | 28      | HARNESSE/REAR/SV ASSY | 2       | HARNESSE/REAR/SV ASSY | 62      |
| COLLAR, THRUST            | 31      | ELBOW/45*             | 30      | GEAR/SPUR/15        | 6       | HARNESSE/STARTER      | 2       | HARNESSE/STARTER      | 62      |
| CONNECTOR                 | 25      | ELBOW/90*             | 45      | GEAR/SPUR/17        | 13      | HARNESSE/OIL PRESSURE | 28      | HARNESSE/OIL PRESSURE | 63      |
| CONNECTOR                 | 31      | ELBOW/90*/L           | 47      | GEAR/SPUR/18        | 6       | HOLDER                | 3       | HOLDER                | 63      |
| CONNECTOR                 | 80      | ELBOW/1/4-PT3/8       | 38      | GEAR/SPUR/18-25-35  | 17      | HOLDER/FENDER/LH      | 14      | HOLDER/FENDER/LH      | 55      |
| CONNECTOR                 | 1       | ELBOW/45*             | 43      | GEAR/SPUR/19        | 2       | HOLDER/FENDER/RH      | 14      | HOLDER/FENDER/RH      | 52      |
| CONNECTOR                 | 26      | ELBOW/90*/L           | 47      | GEAR/SPUR/19        | 2       | HOLDER/SHAFT/LH ASSY  | 5       | HOLDER/SHAFT/LH ASSY  | 52      |
| CONNECTOR                 | 36      | ELEMENT               | 4       | GEAR/SPUR/24-30     | 11      | HOLDER/SHAFT/RH ASSY  | 36      | HOLDER/SHAFT/RH ASSY  | 35      |
| CONNECTOR                 | 36      | ELEMENT               | 4       | GEAR/SPUR/25        | 11      | HOLDER/SLEEVE COMP    | 10      | HOLDER/SLEEVE COMP    | 35      |
| COOLER/OIL COMP           | 30      | FACING                | 8       | GEAR/SPUR/25        | 11      | HOLDER, PINION SHAFT  | 10      | HOLDER, PINION SHAFT  | 31      |
| COPULING/37X50X35         | 20      | FAN/HST               | 8       | GEAR/SPUR/30        | 11      | HOOD                  | 4       | HOOD                  | 48      |
| COPPLER/SHORT/RELAY COVER | 59      | FENDER/LH COMP        | 52      | GEAR/SPUR/31-20     | 14      | HOOD/LAMP             | 25      | HOOD/LAMP             | 49      |
|                           | 6       | FENDER/RH COMP        | 52      | GEAR/SPUR/32        | 14      | HORN                  | 20      | HORN                  | 49      |
|                           | 13      | FILTER                | 77      | GEAR/SPUR/33        | 14      | HOSE                  | 20      | HOSE                  | 57      |
|                           | 13      | FILTER                | 78      | GEAR/SPUR/34        | 10      | HOSE/CLEANER/OUTLET   | 9       | HOSE/CLEANER/OUTLET   | 1       |
| COVER                     | 3       | FILTER                | 78      | GEAR, DIFF-SIDE/14" | 22      | HOSE/DERIVERY ASSY    | 5       | HOSE/DERIVERY ASSY    | 3       |
| COVER/CHANGE ASSY         | 54      | FLASHER ASSY          | 57      | GEAR, WHEEL/58      | 31      | HOSE/1850 ASSY        | 6       | HOSE/1850 ASSY        | 38      |
| COVER/DUSH/R              | 50      | FLOOR/LH COMP         | 64      | GLIP/YELLOW         | 2       | HOSE/RADIATOR/INLET   | 5       | HOSE/RADIATOR/INLET   | 39      |
| COVER/DUSH/REAR COMP      | 50      | FLOOR/RH COMP         | 54      | GREENC/TPLLE        | 19      | HOSE/RADIATOR/OUTLET  | 17      | HOSE/RADIATOR/OUTLET  | 1       |
| COVER/FUSE                | 62      | FORK/BRAKE COMP       | 35      | GRILLE              | 19      | HOSE/06X10X350        | 16      | HOSE/06X10X350        | 4       |
| COVER/HOOD                | 63      | FORK/RELEASE          | 8       |                     | 19      | HOSE/1850             | 16      | HOSE/1850             | 13      |
| COVER/SIDE/LH COMP        | 48      | FORK/SHIFT/DIFFLOCK   | 31      |                     | 19      |                       | 3       |                       | 2       |
| COVER/SIDE/RH COMP        | 51      |                       | 31      |                     | 19      |                       | 1       |                       | 5       |
| COVER/TRUNNION            | 51      |                       | 31      |                     | 19      |                       | 1       |                       | 30      |
| COVER/UNDER/LH COMP       | 28      |                       | 31      |                     | 19      |                       | 1       |                       | 30      |
| COVER/UNDER/RH COMP       | 51      |                       | 31      |                     | 19      |                       | 1       |                       | 30      |
| COVER, BRAKE              | 34      |                       | 31      |                     | 19      |                       | 1       |                       | 30      |
| COVER, DUST               | 37      |                       | 31      |                     | 19      |                       | 1       |                       | 30      |
|                           | 37      |                       | 31      |                     | 19      |                       | 1       |                       | 30      |
|                           | 41      |                       | 31      |                     | 19      |                       | 1       |                       | 30      |
|                           | 41      |                       | 31      |                     | 19      |                       | 1       |                       | 30      |

| DESCRIPTION          | REF . NO | DESCRIPTION           | REF . NO | DESCRIPTION       | REF . NO | DESCRIPTION       | REF . NO | DESCRIPTION      | REF . NO |
|----------------------|----------|-----------------------|----------|-------------------|----------|-------------------|----------|------------------|----------|
| HOSE/1350            | 45       | KEY, ROTARY TOP SHAFT | 41       | LABEL/D/BATTERY   | 18       | LABEL/SPD/HST     | 11       | LABEL/START/A    | 67       |
| HOSE/1450            | 47       | KNOB                  | 31       | LABEL/D/BATTERY/A | 34       | LABEL/START/A     | 10       | LABEL/START/A    | 72       |
| HOSE/210             | 47       |                       | 57       | LABEL/D/BATTERY/H | 15       | LABEL/START/D     | 10       | LABEL/START/F    | 70       |
| HOSE/250             | 1        |                       | 60       | LABEL/D/BATTERY/T | 11       | LABEL/START/H     | 10       | LABEL/START/H    | 69       |
| HOSE/350             | 1        |                       | 61       | LABEL/D/BATTERY/V | 12       | LABEL/START/P     | 9        | LABEL/START/P    | 74       |
| HOSE/650             | 4        | KNOB, LEVER/12        | 17       | LABEL/D/STARTER   | 15       | LABEL/START/T     | 9        | LABEL/START/T    | 71       |
| HOUSING/AXLE/REAR/LH | 32       | LABEL/C/BATTERY       | 68       |                   | 3        | LABEL/START/U     | 9        | LABEL/START/U    | 73       |
| HOUSING/AXLE/REAR/RH | 32       |                       | 69       |                   | 3        | LABEL/START/V     | 9        | LABEL/START/V    | 68       |
| HOUSING/CLUTCH COMP  | 8        |                       | 70       |                   | 3        | LABEL/SWITCH/P    | 9        | LABEL/SWITCH/P   | 75       |
| HST                  | 13       | LABEL/C/BATTERY/A     | 72       | LABEL/D/STARTER/A | 3        |                   | 9        |                  | 65       |
| HUB/CLUTCH           | 20       | LABEL/C/BATTERY/H     | 74       | LABEL/D/STARTER/H | 3        |                   | 9        |                  | 66       |
| HUB/KUCKLE           | 41       | LABEL/C/BATTERY/T     | 73       | LABEL/D/STARTER/T | 3        | LABEL/D/STARTER/V | 9        | LABEL/SWITCH/PTO | 66       |
| HUB/PTO/HST          | 19       | LABEL/C/BATTERY/V     | 75       | LABEL/DIFF        | 3        |                   | 3        | LABEL/W/ETHER    | 67       |
|                      | 19       | LABEL/C/DRIVE/A       | 72       |                   | 1        |                   | 3        |                  | 68       |
|                      | 19       | LABEL/C/DRIVE/D       | 70       |                   | 1        |                   | 3        |                  | 69       |
| HUB/09X14X20         | 1        | LABEL/C/DRIVE/F       | 69       | LABEL/FUEL/A      | 1        |                   | 11       |                  | 72       |
| INSULATOR            | 1        | LABEL/C/DRIVE/G       | 68       | LABEL/FUEL/H      | 1        |                   | 11       |                  | 71       |
|                      | 1        | LABEL/C/DRIVE/H       | 74       | LABEL/FUEL/P      | 1        |                   | 10       |                  | 72       |
|                      | 1        | LABEL/C/DRIVE/P       | 71       | LABEL/FUEL/T      | 1        |                   | 11       |                  | 74       |
|                      | 1        | LABEL/C/DRIVE/T       | 73       | LABEL/FUEL/V      | 1        |                   | 11       |                  | 73       |
|                      | 5        | LABEL/C/DRIVE/V       | 75       | LABEL/FUSE        | 12       |                   | 12       |                  | 75       |
|                      | 5        | LABEL/C/SHIFT         | 69       |                   | 12       |                   | 12       |                  | 68       |
|                      | 6        |                       | 70       |                   | 12       |                   | 12       |                  | 69       |
|                      | 48       |                       | 71       | LABEL/FUSE/MAIN   | 12       |                   | 21       |                  | 70       |
| INSULATOR/LH         | 50       | LABEL/C/SHIFT/A       | 72       | LABEL/FUSE/11     | 12       |                   | 19       |                  | 71       |
| INSULATOR/RH         | 50       | LABEL/C/SHIFT/H       | 74       | LABEL/FUSE/11     | 12       |                   | 12       |                  | 72       |
|                      | 51       | LABEL/C/SHIFT/T       | 73       |                   | 12       |                   | 13       |                  | 73       |
|                      | 51       | LABEL/C/SHIFT/V       | 75       |                   | 12       |                   | 13       |                  | 74       |
| INSULATOR/LEVER/SUB  | 26       | LABEL/CE              | 64       |                   | 7        |                   | 13       |                  | 75       |
| INSULATOR/LH         | 51       | LABEL/COLUMN/LH       | 65       | LABEL/FUSE/11/A   | 9        |                   | 13       |                  | 68       |
| INSULATOR/RH         | 51       |                       | 66       | LABEL/FUSE/11/H   | 9        |                   | 13       |                  | 69       |
|                      | 51       |                       | 67       | LABEL/FUSE/11/T   | 9        |                   | 13       |                  | 70       |
| INSULATOR/TANK       | 5        | LABEL/COLUMN/RH       | 65       | LABEL/FUSE/11/V   | 10       |                   | 13       |                  | 69       |
| INSULATOR/15X20X420  | 1        |                       | 66       | LABEL/FUSE/4      | 10       |                   | 14       |                  | 71       |
| INSULATOR/20X40X36   | 48       |                       | 67       | LABEL/FUSE/4/A    | 10       |                   | 14       |                  | 72       |
| INSULATOR/30X30X80   | 51       | LABEL/CONTROL/PARKIN  | 55       | LABEL/FUSE/4/H    | 4        |                   | 14       |                  | 74       |
| INSULATOR/36         | 5        |                       | 66       | LABEL/FUSE/4/T    | 4        |                   | 14       |                  | 73       |
| INSULATOR/565        | 51       |                       | 67       | LABEL/FUSE/4/V    | 4        |                   | 14       |                  | 75       |
| INSULATOR/575        | 49       | LABEL/CONTROL/PTO     | 65       | LABEL/RNOB/OPEN   | 2        |                   | 11       |                  | 68       |
| INSULATOR/75         | 6        |                       | 66       |                   | 2        |                   | 11       |                  | 69       |
| JOINT BALL M08LH     | 27       | LABEL/CONTROL/SUB     | 67       | LABEL/FOB         | 1        |                   | 11       |                  | 70       |
|                      | 28       |                       | 65       | LABEL/PTO/MID     | 1        |                   | 13       |                  | 71       |
| JOINT BALL M08RH     | 27       |                       | 66       |                   | 1        |                   | 13       |                  | 72       |
|                      | 28       |                       | 67       |                   | 1        |                   | 13       |                  | 73       |
| JOINT/BALL/LH ASSY   | 41       | LABEL/D/BATTERY       | 68       |                   | 10       |                   | 5        |                  | 74       |
| JOINT/BALL/RH ASSY   | 41       |                       | 69       | LABEL/SPEED/HST   | 10       |                   | 6        |                  | 75       |
| KEY ASSY             | 57       |                       | 70       |                   | 11       |                   | 6        |                  | 66       |

97.08.26

\*\*\* ALPHABETICAL INDEX \*\*\*

BP049 1688-097-100-10

| DESCRIPTION        | REF. NO | DESCRIPTION          | REF. NO | DESCRIPTION       | REF. NO | DESCRIPTION          | REF. NO | DESCRIPTION | REF. NO |
|--------------------|---------|----------------------|---------|-------------------|---------|----------------------|---------|-------------|---------|
| LABEL/W/ROPS/E30   | 68      | MARK, FUSE/4         | 13      | NUT               | 59      | NUT/M8               | 15      |             | 27      |
| LABEL/W/ROPS/E40P  | 71      |                      | 14      |                   | 60      |                      | 7       |             | 28      |
| LABEL/W/ROPS/E50   | 69      |                      | 14      |                   | 60      |                      | 10      |             | 35      |
| LABEL/W/ROPS/H     | 74      | METAL                | 46      |                   | 60      |                      | 14      |             | 47      |
| LABEL/W/ROPS/T     | 73      |                      | 46      |                   | 61      | NUT/SPRING           | 8       |             | 50      |
| LABEL/W/ROPS/V     | 75      | METAL/HST            | 11      |                   | 61      | NUT/WASHER           | 11      |             | 29      |
| LABEL/W/SHIELD     | 68      |                      | 11      |                   | 61      |                      | 15      |             | 38      |
|                    | 69      |                      | 12      |                   | 77      |                      | 17      |             | 22      |
|                    | 70      | METAL/PTO            | 11      | NUT/LH THREAD     | 41      |                      | 42      |             | 39      |
| LABEL/W/SHIELD/A   | 71      |                      | 11      |                   | 6       |                      | 6       |             | 51      |
| LABEL/W/SHIELD/H   | 72      |                      | 12      | NUT/M 6           | 54      |                      | 11      |             | 52      |
| LABEL/W/SHIELD/PTO | 74      | METAL/SLIDE          | 13      | NUT/M 8           | 10      |                      | 4       |             | 55      |
|                    | 68      |                      | 38      |                   | 10      | NUT, CASTLE/M12X1.25 | 11      |             | 41      |
|                    | 70      | METAL, DIFF-CASE/LH  | 11      |                   | 27      | NUT, LOCK/M8         | 10      |             | 5       |
|                    | 71      |                      | 12      |                   | 28      |                      | 10      |             | 49      |
|                    | 72      | METAL, DIFF-CASE RH  | 11      |                   | 29      |                      | 7       |             | 51      |
|                    | 73      |                      | 12      |                   | 34      | NUT, RING            | 18      |             | 4       |
|                    | 74      | METER/HOUR           | 22      |                   | 35      | NUT, RING/M28X1.0    | 4       |             | 57      |
|                    | 75      | MIRROR               | 56      |                   | 35      | NUT, SLOTTED         | 13      |             | 37      |
|                    | 73      | MOLDING/GRILLE/LH    | 49      |                   | 35      |                      | 23      |             | 37      |
|                    | 75      | MOLDING/GRILLE/RH    | 49      |                   | 35      | NUT, SPEED/P6        | 35      |             | 48      |
|                    | 70      | MOLDING/METER        | 65      |                   | 35      |                      | 40      |             | 49      |
| LAMP/COMBI/REAR/LH | 55      |                      | 66      |                   | 45      |                      | 18      |             | 50      |
| LAMP/COMBI/REAR/RH | 55      |                      | 66      |                   | 47      |                      | 23      |             | 8       |
| LAMP/FRONT         | 55      | MONITOR              | 57      | NUT/M06           | 6       | O-RING/G45           | 9       |             | 22      |
| LAMP/HAZARD        | 56      | MUFFLER              | 56      | NUT/M10           | 8       | O-RING/P 5           | 9       |             | 12      |
| LAMP/HEAD          | 55      | NET/GRILLE           | 49      |                   | 33      |                      | 33      |             | 46      |
| LAMP/LIGHT         | 56      | NET/WIRE             | 1       |                   | 9       |                      | 15      |             | 16      |
| LAMP/NUMBERPLAT    | 55      | NIPPLE/GREASE        | 8       |                   | 43      |                      | 5       |             | 12      |
| LAMP/TRAILER       | 56      | NIPPLE, GREASE       | 41      | NUT/M10 7I P=1.25 | 44      |                      | 6       |             | 46      |
| LAMP, WINKER       | 56      |                      | 41      |                   | 8       | O-RING/P10A          | 11      |             | 77      |
| LEVEL GAUGE        | 17      |                      | 41      |                   | 9       |                      | 10      |             | 4       |
| LEVER              | 57      | NIPPLE, GREASE/PT1/4 | 37      |                   | 9       | O-RING/P12           | 8       |             | 31      |
| LEVER              | 7       | NIPPLE, GREASE/PT1/8 | 37      |                   | 41      | O-RING/P14           | 49      |             | 77      |
| LEVER/DIFFLOCK     | 49      |                      | 29      |                   | 41      |                      | 46      |             | 13      |
| LEVER/PARKING      | 31      |                      | 35      |                   | 8       |                      | 6       |             | 13      |
| LEVER/PTO          | 35      | NUT                  | 41      |                   | 9       |                      | 4       |             | 17      |
| LEVER/SUB          | 23      |                      | 6       |                   | 31      |                      | 37      |             | 23      |
| LEVER/SUB          | 17      |                      | 11      |                   | 32      |                      | 9       |             | 24      |
| LEVER/SUB          | 17      |                      | 11      |                   | 41      |                      | 21      |             | 25      |
| LEVER/SUB          | 17      |                      | 11      |                   | 41      |                      | 33      |             | 23      |
| LINKING/11X40X03   | 26      |                      | 31      | NUT/M12X1.25      | 41      |                      | 15      |             | 38      |
| LINK, FUSIBLE      | 7       |                      | 31      |                   | 41      |                      | 28      |             | 38      |
| MARK, FUEL         | 62      |                      | 32      | NUT/M20           | 41      |                      | 28      |             | 48      |
| MARK, FUEL/FR      | 63      |                      | 32      | NUT/M22           | 57      |                      | 13      |             | 47      |
|                    | 68      |                      | 52      | NUT/M6            | 51      |                      | 7       |             | 77      |
|                    | 69      |                      | 55      | NUT/M6X15         | 54      |                      | 10      |             | 78      |
|                    | 69      |                      | 57      |                   | 50      |                      | 21      |             | 79      |

| DESCRIPTION          | REF. NO | DESCRIPTION          | REF. NO | DESCRIPTION          | REF. NO | DESCRIPTION     | REF. NO | DESCRIPTION     | REF. NO |
|----------------------|---------|----------------------|---------|----------------------|---------|-----------------|---------|-----------------|---------|
| O-RING/P18           | 34      | PIN                  | 35      | PIN, SPRING/8 X28 W  | 38      | PIN, TAPER/8X50 | 35      | PLATE/VALVE     | 13      |
|                      | 34      | PIN                  | 37      | PIN, TAPER/8X50      | 22      | PIN, YOKA A     | 29      |                 | 13      |
|                      | 77      | PIN                  | 49      | COMP                 | 11      |                 | 35      | PLATE/Z/19X326  | 26      |
|                      | 78      | PIN/BRAKE CAN/L COMP | 34      | PIN/BRAKE CAN/R COMP | 4       |                 | 35      | PLATE/Z/53X134  | 58      |
|                      | 79      | PIN/BRAKE CAN/R COMP | 34      | PIN/PIVOT            | 11      |                 | 14      |                 | 50      |
| O-RING/P20           | 36      | PIN/PIVOT            | 41      | PIN/SHIFT            | 5       |                 | 15      | PLIERS/G150     | 76      |
|                      | 38      | PIN/SHIFT            | 17      | COMP                 | 1       |                 | 31      | PLUG            | 1       |
|                      | 38      | PIN/SHIFT            | 23      |                      | 1       |                 | 31      |                 | 13      |
|                      | 39      | PIN/SPLITTED         | 24      |                      | 1       |                 | 31      |                 | 13      |
|                      | 47      | PIN/06X31            | 31      |                      | 22      |                 | 30      |                 | 77      |
|                      | 47      | PIN/06X31            | 23      |                      | 19      |                 | 3       |                 | 78      |
|                      | 77      | PIN/12X75            | 24      |                      | 18      |                 | 38      |                 | 79      |
|                      | 78      | PIN/20X51            | 8       |                      | 20      |                 | 39      | PLUG/BOA        | 13      |
| O-RING/P21           | 79      | PIN, KNOCK           | 25      | PIPE/SUCTION         | 5       | PIPE/VALVE/F    | 47      | PLUG/SCREW/SEAL | 25      |
| O-RING/P28           | 47      | PIN, SPLIT/2 X15     | 11      | PIPE/VALVE/R         | 23      | PIPE/VALVE/R    | 38      |                 | 77      |
| O-RING/P36           | 47      | PIN, SPLIT/2 X20     | 12      | PISTON               | 26      |                 | 39      |                 | 77      |
| O-RING/P44           | 36      | PIN, SPLIT/2 X25     | 51      |                      | 13      |                 | 39      | PLUG/SEAL/25    | 16      |
|                      | 4       | PISTON               | 10      |                      | 8       |                 | 30      | PLUG, DRAIN     | 4       |
| ORNAMENT/G18/LH      | 64      |                      | 31      |                      | 32      |                 | 80      |                 | 8       |
| ORNAMENT/G18/RH      | 64      |                      | 31      |                      | 32      |                 | 80      |                 | 11      |
| ORNAMENT/HYDRO       | 64      |                      | 35      |                      | 8       |                 | 27      |                 | 12      |
| ORNAMENT/ISEKI       | 64      |                      | 35      |                      | 20      |                 | 28      |                 | 12      |
| ORNAMENT/ISEKI/SYNEO | 64      |                      | 35      |                      | 20      |                 | 28      |                 | 16      |
| ORNAMENT/STEERING    | 64      |                      | 36      |                      | 37      |                 | 27      |                 | 19      |
| PACKING              | 64      |                      | 36      |                      | 4       |                 | 27      |                 | 5       |
|                      | 1       | PIN, SPLIT/2 X25     | 49      |                      | 21      |                 | 6       |                 | 5       |
|                      | 4       | PIN, SPLIT/2.5X15    | 37      |                      | 16      |                 | 40      |                 | 32      |
|                      | 4       | PIN, SPLIT/2.5X20    | 7       |                      | 16      |                 | 43      |                 | 46      |
|                      | 15      | PIN, SPLIT/2.5X25    | 7       |                      | 11      |                 | 43      |                 | 13      |
|                      | 12      |                      | 23      |                      | 20      |                 | 44      |                 | 20      |
|                      | 5       |                      | 24      |                      | 19      |                 | 11      |                 | 80      |
|                      | 6       |                      | 7       |                      | 7       |                 | 12      |                 | 47      |
|                      | 20      |                      | 41      |                      | 41      |                 | 29      |                 | 1       |
| PAD                  | 29      |                      | 41      |                      | 47      |                 | 23      |                 | 55      |
| PAD/120              | 5       |                      | 10      |                      | 14      |                 | 24      |                 | 57      |
| PANEL/METER          | 56      |                      | 8       |                      | 21      |                 | 17      |                 | 60      |
| PEDAL/BRAKE          | 35      |                      | 17      |                      | 10      |                 | 23      |                 | 61      |
| PEDAL/CLUTCH         | 10      |                      | 23      |                      | 11      |                 | 24      |                 | 42      |
| PEDAL/HST/F          | 29      |                      | 24      |                      | 10      |                 | 24      |                 | 13      |
| PEDAL/HST/R          | 29      |                      | 26      |                      | 6       |                 | 25      |                 | 13      |
|                      | 11      |                      | 41      |                      | 8       |                 | 29      |                 | 37      |
|                      | 12      |                      | 41      |                      | 16      |                 | 58      |                 | 38      |
|                      | 12      |                      | 41      |                      | 30      |                 | 59      |                 | 38      |
|                      | 12      |                      | 35      |                      | 32      |                 | 55      |                 | 38      |
|                      | 13      |                      | 17      |                      | 6       |                 | 1       |                 | 39      |
|                      | 13      |                      | 23      |                      | 7       |                 | 1       |                 | 39      |
|                      | 29      |                      | 24      |                      | 6       |                 | 49      |                 | 45      |
|                      | 29      |                      | 26      |                      | 6       |                 | 49      |                 | 46      |
|                      | 11      |                      | 41      |                      | 16      |                 | 1       |                 | 46      |
|                      | 12      |                      | 41      |                      | 16      |                 | 1       |                 | 46      |
|                      | 12      |                      | 41      |                      | 30      |                 | 46      |                 | 47      |
|                      | 12      |                      | 35      |                      | 32      |                 | 77      |                 | 47      |
|                      | 13      |                      | 17      |                      | 6       |                 | 53      |                 | 78      |
|                      | 13      |                      | 23      |                      | 7       |                 | 13      |                 | 78      |
|                      | 29      |                      | 24      |                      | 6       |                 | 1       |                 | 45      |
|                      | 29      |                      | 26      |                      | 2       |                 | 1       |                 | 46      |
|                      | 31      |                      | 8       |                      | 26      |                 | 46      |                 | 46      |
|                      | 31      |                      | 8       |                      | 26      |                 | 46      |                 | 47      |
|                      | 31      |                      | 9       |                      | 13      |                 | 77      |                 | 47      |
|                      | 32      |                      | 25      |                      | 9       |                 | 13      |                 | 78      |
|                      | 32      |                      | 25      |                      | 9       |                 | 13      |                 | 79      |

| DESCRIPTION    | REF. NO | DESCRIPTION          | REF. NO | DESCRIPTION       | REF. NO | DESCRIPTION       | REF. NO | DESCRIPTION      | REF. NO | DESCRIPTION | REF. NO |
|----------------|---------|----------------------|---------|-------------------|---------|-------------------|---------|------------------|---------|-------------|---------|
| RING/SNAP      | 8       | ROD/BRAKE            | 35      | SEAL,OIL/TC35558  | 11      | SPOOL/FLOCON/1.8  | 8       |                  | 78      |             | 1       |
|                | 20      | ROD/CLUTCH/B         | 10      | ROD/M08X110       | 12      | SEALRING/32       | 8       | SPOOL/FLOCON/2.2 | 79      |             | 1       |
| RING/22        | 33      | ROD/M08X110          | 27      | SEALRING/77       | 4       | SEALRING/77       | 80      | SPOOL/STOPPER    | 77      |             | 8       |
| RING/30        | 20      | ROD/PISTON           | 28      | SEPARATERPLATE    | 8       | SHAFT/DRIVE/PTO   | 2       |                  | 78      |             | 4       |
| RING_SNAP/15 C | 27      | ROD/TIE              | 37      | SHAFT/INPUT       | 36      | SHAFT/PTO         | 5       |                  | 79      |             | 4       |
|                | 27      | ROD/130              | 41      | SHAFT/M           | 36A     | SHAFT/PARKING     | 8       | SPRING           | 13      |             | 16      |
|                | 28      | ROD/65               | 31      | SHAFT/P           | 29      | SHAFT/PTO         | 26      |                  | 13      |             | 17      |
| RING_SNAP/17 C | 28      | ROD/80               | 27      | SHAFT/PARKING     | 5       | SHAFT/PTO         | 8       |                  | 35      |             | 10      |
| RING_SNAP/18 C | 13      | ROD,CLUTCH (A)       | 28      | SHAFT/PTO         | 11      | SHAFT/PTO         | 9       |                  | 48      |             | 10      |
|                | 17      | RUBBER,CUSHION (A)   | 5       | SHAFT/PTO         | 5       | SHAFT/PTO         | 11      |                  | 51      |             | 14      |
|                | 26      | RUBBER,CUSHION (A)   | 18      | SHAFT/PTO         | 18      | SHAFT/PTO         | 13      |                  | 80      |             | 4       |
| RING_SNAP/20C  | 11      | SCREW                | 10      | SHAFT/PTO         | 9       | SHAFT/PTO         | 35      |                  | 77      |             | 6       |
|                | 13      | SCREW                | 53      | SHAFT/PTO         | 12      | SHAFT/PTO         | 28      |                  | 78      |             | 2       |
|                | 14      | SCREW                | 41      | SHAFT/PTO         | 41      | SHAFT/PTO         | 21      |                  | 79      |             | 2       |
|                | 15      | SCREW                | 13      | SHAFT/PTO         | 13      | SHAFT/PTO         | 22      |                  | 79      |             | 2       |
|                | 20      | SCREW                | 56      | SHAFT/PTO         | 13      | SHAFT/PTO         | 1       |                  | 46      |             | 6       |
|                | 20      | SCREW                | 62      | SHAFT/PTO         | 26      | SHAFT/PTO         | 3       |                  | 46      |             | 7       |
|                | 21      | SCREW                | 63      | SHAFT/PTO         | 23      | SHAFT/PTO         | 10      |                  | 77      |             | 19      |
|                | 22      | SCREW                | 77      | SHAFT/PTO         | 15      | SHAFT/PTO         | 13      |                  | 77      |             | 19      |
| RING_SNAP/22 C | 10      | SCREW/F              | 77      | SHAFT/PTO         | 15      | SHAFT/PTO         | 14      |                  | 18      |             | 3       |
|                | 34      | SCREW/M6X12          | 50      | SHAFT/PTO         | 24      | SHAFT/PTO         | 4       |                  | 18      |             | 6       |
|                | 34      | SCREW/SOCKET         | 13      | SHAFT/PTO         | 15      | SHAFT/PTO         | 15      |                  | 23      |             | 18      |
|                | 34      | SCREW/SOCKET         | 34      | SHAFT/PTO         | 15      | SHAFT/PTO         | 7       |                  | 24      |             | 17      |
|                | 14      | SCREW/SP             | 46      | SHAFT/PTO         | 15      | SHAFT/PTO         | 1       |                  | 77      |             | 7       |
|                | 15      | SCREW/SP             | 47      | SHAFT/PTO         | 16      | SHAFT/PTO         | 2       |                  | 77      |             | 7       |
|                | 15      | SCREW/SP             | 50      | SHAFT/PTO         | 12      | SHAFT/PTO         | 41      |                  | 78      |             | 3       |
|                | 15      | SCREW/SP             | 50      | SHAFT/PTO         | 12      | SHAFT/PTO         | 22      |                  | 79      |             | 3       |
|                | 16      | SCREW/SP             | 52      | SHAFT/PTO         | 17      | SHAFT/PTO         | 41      |                  | 79      |             | 3       |
|                | 19      | SCREW/SP             | 58      | SHAFT/PTO         | 6       | SHAFT/PTO         | 23      |                  | 10      |             | 6       |
|                | 20      | SCREW/SP             | 58      | SHAFT/PTO         | 6       | SHAFT/PTO         | 41      |                  | 8       |             | 15      |
|                | 20      | SCREW/SP             | 59      | SHAFT/PTO         | 6       | SHAFT/PTO         | 41      |                  | 27      |             | 17      |
|                | 20      | SCREW/SP             | 59      | SHAFT/PTO         | 14      | SHAFT/PTO         | 11      |                  | 28      |             | 17      |
|                | 20      | SCREW/SP             | 60      | SHAFT/PTO         | 6       | SHAFT/PTO         | 28      |                  | 7       |             | 4       |
|                | 25      | SCREW/SP             | 61      | SHAFT/PTO         | 7       | SHAFT/PTO         | 12      |                  | 31      |             | 23      |
|                | 34      | SCREW/SP             | 57      | SHAFT/PTO         | 4       | SHAFT/PTO         | 4       |                  | 25      |             | 12      |
| RING_SNAP/28 C | 47      | SCREW,PLUS/M4X8      | 57      | SHAFT/PTO         | 6       | SHAFT/PTO         | 8       |                  | 34      |             | 2       |
| RING_SNAP/30 C | 13      | SCREW,PLUS/M5X0.8X8  | 76      | SHAFT/PTO         | 4       | SHAFT/PTO         | 14      |                  | 34      |             | 9       |
|                | 19      | SCREWDRIVER ASSY     | 37      | SHAFT/PTO         | 7       | SHAFT/PTO         | 21      |                  | 34      |             | 9       |
|                | 20      | SCREWDRIVER ASSY     | 37      | SHAFT/PTO         | 14      | SHAFT/PTO         | 22      |                  | 31      |             | 30      |
|                | 20      | SCREWDRIVER ASSY     | 37      | SHAFT/PTO         | 14      | SHAFT/PTO         | 18      |                  | 49      |             | 17      |
|                | 20      | SCREWDRIVER ASSY     | 37      | SHAFT/PTO         | 14      | SHAFT/PTO         | 8       |                  | 51      |             | 4       |
|                | 20      | SCREWDRIVER ASSY     | 37      | SHAFT/PTO         | 14      | SHAFT/PTO         | 10      |                  | 51      |             | 25      |
|                | 33      | SCREWDRIVER ASSY     | 13      | SHAFT/PTO         | 39      | SHAFT/PTO         | 80      |                  | 51      |             | 26      |
|                | 25      | SCREWDRIVER ASSY     | 41      | SHAFT/PTO         | 13      | SHAFT/PTO         | 80      |                  | 51      |             | 18      |
| RING_SNAP/47 C | 13      | SOLENOID             | 41      | SHAFT/PTO         | 85      | SOLENOID          | 46      |                  | 52      |             | 12      |
| RING_SNAP/52 C | 17      | SPACER               | 41      | SHAFT/PTO         | 27      | SPACER            | 47      |                  | 54      |             | 13      |
| RIVET          | 8       | SEAL/RING            | 11      | SPANNER/ 8X10     | 31      | SPANNER/ 8X10     | 76      |                  | 54      |             | 16      |
|                | 48      | SEAL/ROD             | 37      | SPANNER/ 12X14    | 6       | SPANNER/ 12X14    | 76      |                  | 54      |             | 16      |
|                | 48      | SEAL/ROD             | 37      | SPANNER/ 13X17    | 13      | SPANNER/ 13X17    | 76      |                  | 51      |             | 29      |
| RIVET,BLIND    | 48      | SEAL/ROD             | 37      | SPANNER/ 13X17    | 13      | SPANNER/ 13X17    | 76      |                  | 51      |             | 29      |
| ROD            | 51      | SEAL,OIL             | 47      | SPANNER/19X22     | 17      | SPANNER/19X22     | 76      |                  | 52      |             | 14      |
|                | 10      | SEAL,OIL/QLF488011.5 | 33      | SPANNER,BOX/22    | 17      | SPANNER,BOX/22    | 76      |                  | 52      |             | 14      |
|                | 46      | SEAL,OIL/TC20357     | 8       | SPINDLE/LH        | 23      | SPINDLE/LH        | 41      |                  | 57      |             | 18      |
|                | 49      | SEAL,OIL/TC30458     | 31      | SPINDLE/RH        | 18      | SPINDLE/RH        | 41      |                  | 58      |             | 18      |
|                | 35      | SEAL,OIL/TC35528     | 25      | SPOOL/FLOCON/1.15 | 19      | SPOOL/FLOCON/1.15 | 77      |                  | 54      |             | 12      |







**Yvan Béal - 21, av. de l'Agriculture - B.P. 16  
Z.I. du Brézet - 63014 Clermont-Ferrand Cedex 2  
Tél : 04 73 91 93 51 - Télécopie : 04 73 90 23 11  
www.yvanbeal.fr - E-mail : info@yvanbeal.fr  
R.C.S. Clermont-Fd B 304 973 886 - S.A.S. au capital de 612 000 €**