




# PIECES DETACHEES

Tracteur



**TS3110**



Yvon Béal 21, Av. de l'Agriculture - B.P. 10  
21 du Brevet 63014 Clermont-Ferrand Cedex 2  
Tél : 04 73 91 93 51 Télécopie : 04 73 90 23 11  
www.yvonbeal.fr Email : info@yvonbeal.fr  
R.C.B. 504 973 886 - SIREN 504 973 886

1400-098-0031-0 - Fév 79 - Oct 81

03-000224-050301



## CONTENTS

ENGINE		Page
Fig. 1	CYLINDER HEAD AND OTHER PARTS ..... Culasse	1
Fig. 2	CYLINDER BODY AND OTHER PARTS ..... Bloc-cylinders	3
Fig. 3	TIMING GEAR CASE AND OTHER PARTS ..... Carter de distribution	5
Fig. 4	OIL PAN, CRANK CASE AND OTHER PARTS ..... Carter d'huile & Carter moteur	7
Fig. 5	OIL PUMP AND FIXING PARTS ..... Pompe a huile	9
Fig. 6	CRANK SHAFT, PISTON, CONN ROD AND FLYWHEEL ..... Vilebrequin	11
Fig. 7	VALVE MECHANISM ..... Distribution	13
Fig. 8	OIL FILTER, FUEL FILTER AND FIXING PARTS .... Filtre a huile & filtre a combustible	15
Fig. 9	OIL PIPE AND OTHER PARTS ..... Pipe	17
Fig. 10	COOLING SYSTEM ..... Pompe a eau	19
Fig. 11	AIR INTAKE AND EXHAUST SYSTEM ..... Pipe d'admission & echappment	21
Fig. 12	FUEL SYSTEM ..... Systeme d'alimentation	23
Fig. 13	ENGINE FOOT, HANGER AND FIXING PARTS ..... Support & crochet	25
Fig. 14	INJECTION PUMP AND OTHER PARTS ..... Pompe d'injection	27
Fig. 15	ELECTRICAL PARTS ..... Equipment electrique	28
Fig. 16	ENGINE ACCESSORY PARTS ..... Indicateur de vitesse	29
Fig. 17	INJECTION PUMP; PROPER ..... Pompe d'injection	31
Fig. 18	GOVERNOR (MECHANICAL); INJECTION PUMP ..... Regulateur	35

Fig. 19 FEED PUMP; INJECTION PUMP ..... 39  
 Pompe a main

Fig. 20 STARTER ..... 41  
 Demarreur

Fig. 21 GENERATOR (12V-10A) ..... 43  
 Dynaño

Fig. 21A GENERATOR (12V-20A) ..... 44  
 Dynamo

CHASSIS

Fig. 22 RADIATOR ..... 47  
 Radiateur

Fig. 23 INTAKE SYSTEM ..... 49  
 Filtre a air

Fig. 24 EXHAUST AND INTAKE SYSTEM ..... 51  
 Silencieux et tuyau d'echappement

Fig. 25 BONNET ..... 53  
 Carenage

Fig. 26 FRAME AND FAN COVER ..... 57  
 Chassis

Fig. 27 AXLE BRACKET AND BALANCE WEIGHT  
 (S, D TYPE) ..... 61  
 Support d'essieu

Fig. 28 AXLE BRACKET AND BALANCE WEIGHT  
 (F-U, F-DU, LF-DU TYPE) ..... 63  
 Support d'essieu

Fig. 29 FRONT AXLE (S, D TYPE) ..... 65  
 Essieu avant

Fig. 30 FRONT WHEEL (S, D TYPE) ..... 69  
 Jante avant

Fig. 31 AXLE HOUSING AND BEVEL CASE (F-U, F-DU TYPE) 71  
 Carter de pont avant

Fig. 32 FINAL CASE AND KNUCKLE ARM SYSTEM  
 (F-U, F-DU TYPE) ..... 73  
 Reducteur de roue avant

Fig. 33 DIFFERENTIAL CASE SYSTEM (F-U, F-DU TYPE) .... 77  
 Commande et blocage du differentiel

Fig. 34 FRONT WHEEL DRIVING SYSTEM (F-U, F-DY TYPE) .. 79  
 Jante avant

www.motoculture.com



		Page
Fig. 35	STEERING WHEEL (S, D TYPE) ..... Direction	83
Fig. 36	STEERING WHEEL (F-U, F-DU, LF-DU TYPE) ..... Direction	85
Fig. 37	METER PANEL ..... Tableau de board	87
Fig. 38	CLUTCH HOUSING (S TYPE) ..... Embrayage	89
Fig. 39	CLUTCH HOUSING (F-U TYPE) ..... Embrayage	91
Fig. 40	CLUTCH HOUSING (D TYPE) ..... Embrayage	95
Fig. 41	CLUTCH HOUSING (F-DU TYPE) ..... Embrayage	99
Fig. 41A	CLUTCH HOUSING (LF-DU TYPE) ..... Embrayage	103
Fig. 41B	CLUTCH HOUSING (LF-DU TYPE) ..... Embrayage	107
Fig. 42	CHANGE GEAR SYSTEM (F-U, F-DU, LF-DU TYPE) .. Levier de vitesses avant	111
Fig. 43	DRIVE SHAFT SYSTEM (F-U, F-DU, LF-DU TYPE) ... Demi arbre avant	113
Fig. 44	CLUTCH PEDAL ..... Pedale d'embrayage	115
Fig. 45	FUEL TANK ..... Reservoir	119
Fig. 46	THROTTLE SYSTEM ..... Accelerateur	121
Fig. 47	TRANSMISSION CASE ..... Voite de vitesses	123
Fig. 48	TRANSMISSION GEAR (S, F-U TYPE) ..... Arbres et demultiplicateur	127
Fig. 48A	TRANSMISSION GEAR (S, F-U TYPE) ..... Arbres et demultipliateur	131
Fig. 49	TRANSMISSION GEAR (D, F-DU, LF-DU TYPE) ..... Arbres et demultiplicateur (D. ~ #101288, F. ~ #004182)	135
Fig. 49A	TRANSMISSION GEAR (D, F-DU, LF-DU TYPE) ..... Arbres et demultiplicateur (D. #101289~, F. #004183~)	139
Fig. 50	POWER TAKE OFF ..... Arbre de prise de force	143

	Page
Fig. 51 GEAR SHIFT ..... Mechanisme de changement	147
Fig. 52 REAR AXLE HOUSING ..... Carter de pont arriere	151
Fig. 53 DIFFERENTIAL GEAR ..... Commande et blocage du differentiel	153
Fig. 54 STEP AND BRAKE SYSTEM (S, D TYPE) ..... Pedales de freins	155
Fig. 55 STEP AND BRAKE SYSTEM (F-U, F-DU, LF-DU TYPE) ..... Pedales de freints	159
Fig. 56 BRAKE (E41, E43) ..... Frein	163
Fig. 56A BRAKE (E21, E23) ..... Frein	165
Fig. 57 HYDRAULIC SYSTEM (S, D TYPE) ..... Mechanisme de relevage hydraulique	169
Fig. 58 HYDRAULIC SYSTEM (F-U, F-DU, F-DU TYPE) ..... Mecanisme de relevage hydraulique	171
Fig. 59 HYDRAULIC LIFT ARM ..... Relevage bras (S. ~ #002730, D. ~ #101407, F. ~ #005703)	173
Fig. 59A HYDRAULIC LIFT ARM ..... Relevage bras (S. #002731~, D. #101408~, F. #005704~)	177
Fig. 60 HYDRAULIC PIPING (S, D TYPE) ..... Hydraulique tuyautage	181
Fig. 61 HYDRAULIC PIPING (F-U, F-DU, LF-DU TYPE) ..... Hydraulique tuyautage	185
Fig. 62 FENDER ..... Aile	189
Fig. 63 REAR WHEEL ..... Jante arriere	193
Fig. 64 ELECTRICAL SYSTEM (1) ..... Equipement electrique	195
Fig. 65 ELECTRICAL SYSTEM (2) ..... Equipement electrique	197
Fig. 66 ELECTRICAL SYSTEM (3) ..... Equipement electrique	201
Fig. 67 WIRING DIAGRAM ..... Cablage dagramme	205
Fig. 68 BATTERY SYSTEM ..... Batterie	207

		Page
Fig. 69	THREE POINT SYSTEM ..... Attelage trois point	209
Fig. 70	ACCESSORIES AND TOOLS ..... Outils	213
Fig. 71	WEIGHT ..... Contrepoids	215
Fig. 72	STEERING GEAR BOX (MECHANICAL) ..... Boiter de direction	217
Fig. 73	STEERING GEAR BOX (POWER) ..... Boitier de direction	219
Fig. 74	CONTROL VALVE ..... Soupape de controle	223
Fig. 75	HYDRAULIC SYSTEM (G-type) ..... Mechanisme de relevage hydraulique	227
Fig. 76	LIFT ARM AND CYLINDER (G-type) ..... Relevage bras	229
Fig. 77	DRAFT AND POSITION LEVER SYSTEM (G-type) ..... Lever de commande	231
Fig. 78	SPRING CASE SYSTEM (G-type) ..... Carter de ressort	233
Fig. 79	SUB CONTROL LEVER SYSTEM (G-type) ..... Lever de sous-commande	237
Fig. 80	CONTROL VALVE (G-type) ..... Soupape de controle	239
Fig. 81	SUB CONTROL VALVE (G-type) ..... Soupape de sous-contrôle	241
Fig. 82	RETURN CHECK VALVE (G-type) ..... Robenet de trop-plein retenue	243

www.eric-motoculture.com

[www.emc-motoculture.com](http://www.emc-motoculture.com)

**ENGINE**  
**Moteur**

**3ADIA-01**

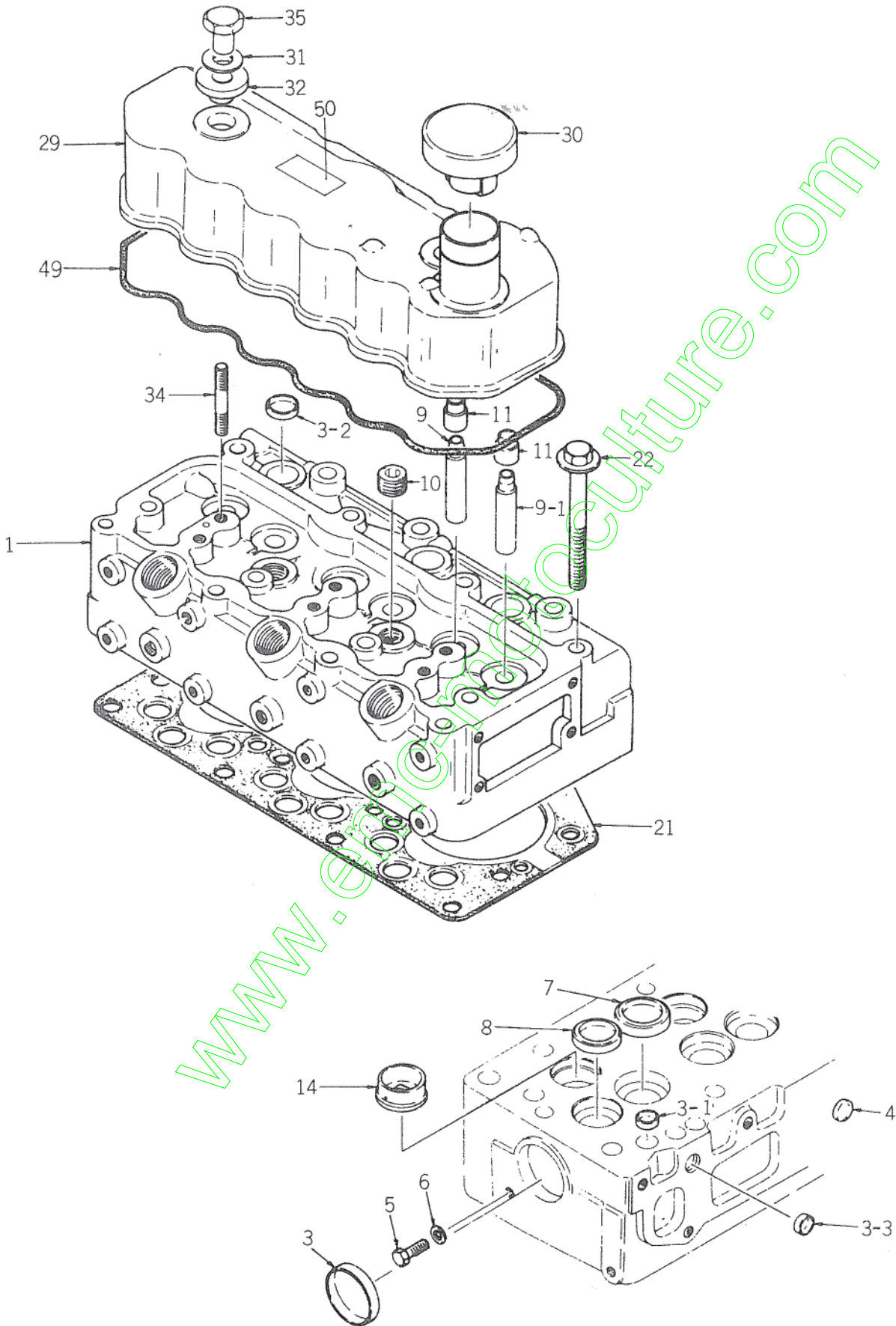
[www.emc-motoculture.com](http://www.emc-motoculture.com)



[www.emc-motoculture.com](http://www.emc-motoculture.com)

# Fig.1 CYLINDER HEAD AND OTHER PARTS

Culasse

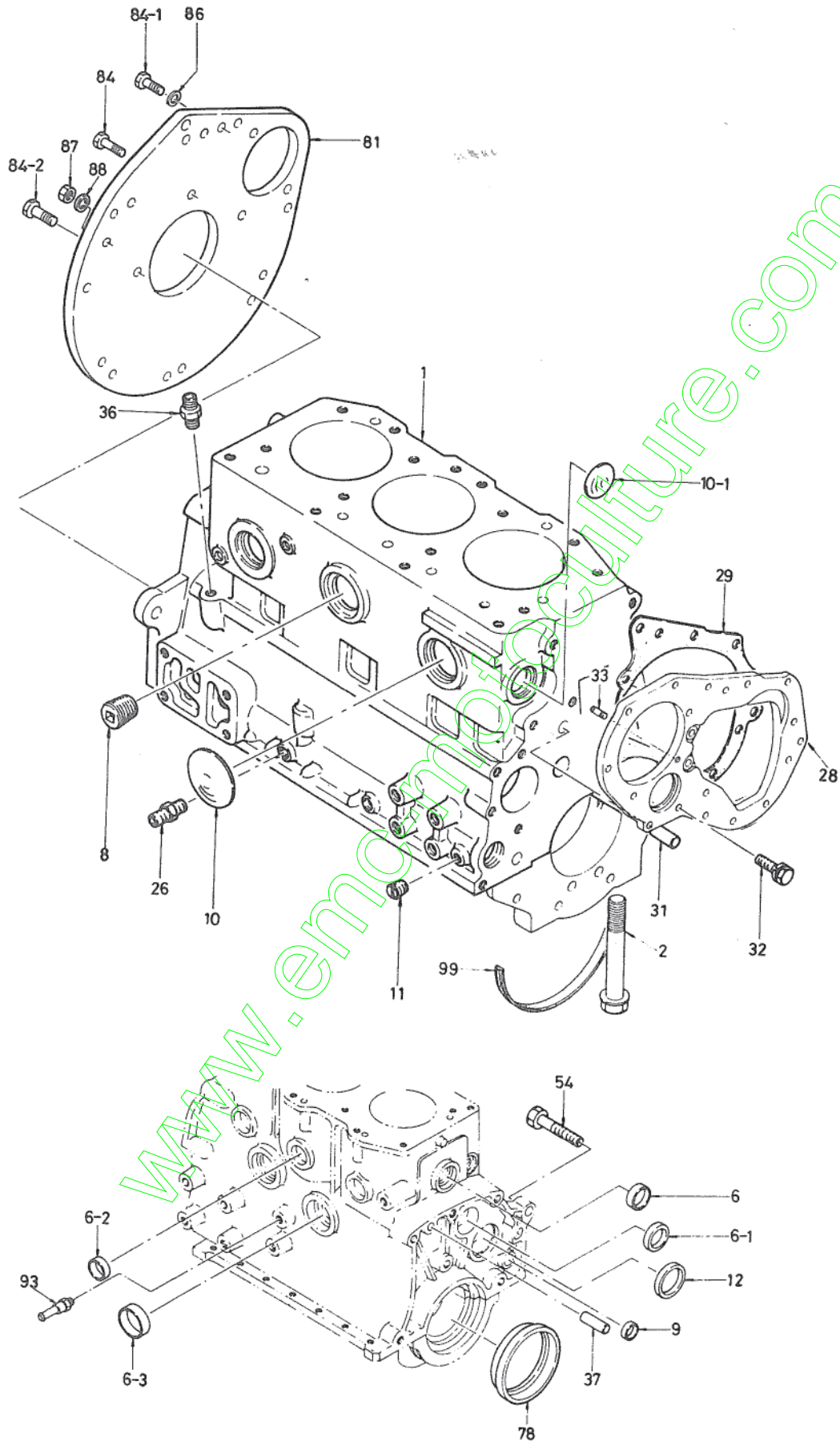




Ref.No. Réf.Nº.	Parts No. Pièces Nº.	Description Désignation	Q'ty Quant	Remarks Remarques
1- 1	5681-111-0096-0	HEAD, CYL ASSY Cylasse	1	511110-0960
1- 3	5691-112-9006-0	CAP, SEALING/44.5 Pastille	1	911129-0060
1- 3-1	5691-112-9081-0	CAP, SEALING/16 Pastille	3	911129-0810
1- 3-2	5691-112-9082-0	CAP, SEALING/18 Pastille	3	911129-0820
1- 3-3	5691-112-9083-0	CAP, SEALING/12 Pastille	3	911129-0830
1- 4	5690-986-0522-0	PLUG, PLATE Boisseau	3	909860-5220
1- 5	5690-920-2308-0	PLUG, SCREW Poisseau	1	909202-3080
1- 6	5690-992-0843-0	PACKING, PLUG Joint	1	909920-8430
1- 7	5691-171-5054-0	INSERT, VALVE SEAT INLET Insertion	3	911715-0540
1- 8	5690-171-1066-0	INSERT, VALVE SEAT EXH Insertion	3	911711-0660
1- 9	5691-172-1113-0	GUIDE, INLET VALVE Guide soupape	3	911721-1130
1- 9-1	5691-172-1159-0	GUIDE, EXH VALVE Guide soupape	3	911721-1590
1-10	5690-966-4034-0	PLUG Boisseau	2	909664-0340
1-11	5681-256-9004-0	SEAL, VALVE Joint	6	512569-0040
1-14	5691-115-0801-0	PLUG, HOT ASSY Boigie a incandescence	3	911150-8010
1-21	5691-114-5624-0	GASKET, CYL HEAD Joint de culasse	1	911145-6240
1-22	5690-980-2514-0	BOLT Vis	15	909802-5140
1-22a	5680-900-9036-0	BOLT Vis	15	Ⓐ 509009-0360 E#543789~
1-29	5681-117-0142-1	COVER, CYL HEAD ASSY Cache culbuteurs	1	511170-1421
1-30	5691-175-0043-0	CAP, OIL FILLER ASSY Bouchon	1	911750-0430
1-31	5691-117-9105-0	WASHER Rondelle	2	911179-1050
1-32	5691-117-9030-0	PACKING, HEAD COVER NUT Joint	2	911179-0300
1-34	5690-983-0212-0	STUD, HEAD COVER Goujon	2	909830-2120
1-35	5691-117-5011-0	NUT, HEAD COVER Etrou	2	911175-0110
1-49	5691-117-3137-0	PACKING, HEAD COVER Joint	1	911173-1370
1-50	5688-688-5375-0	MARK, CAUTION Etiquette	1	585885-3750

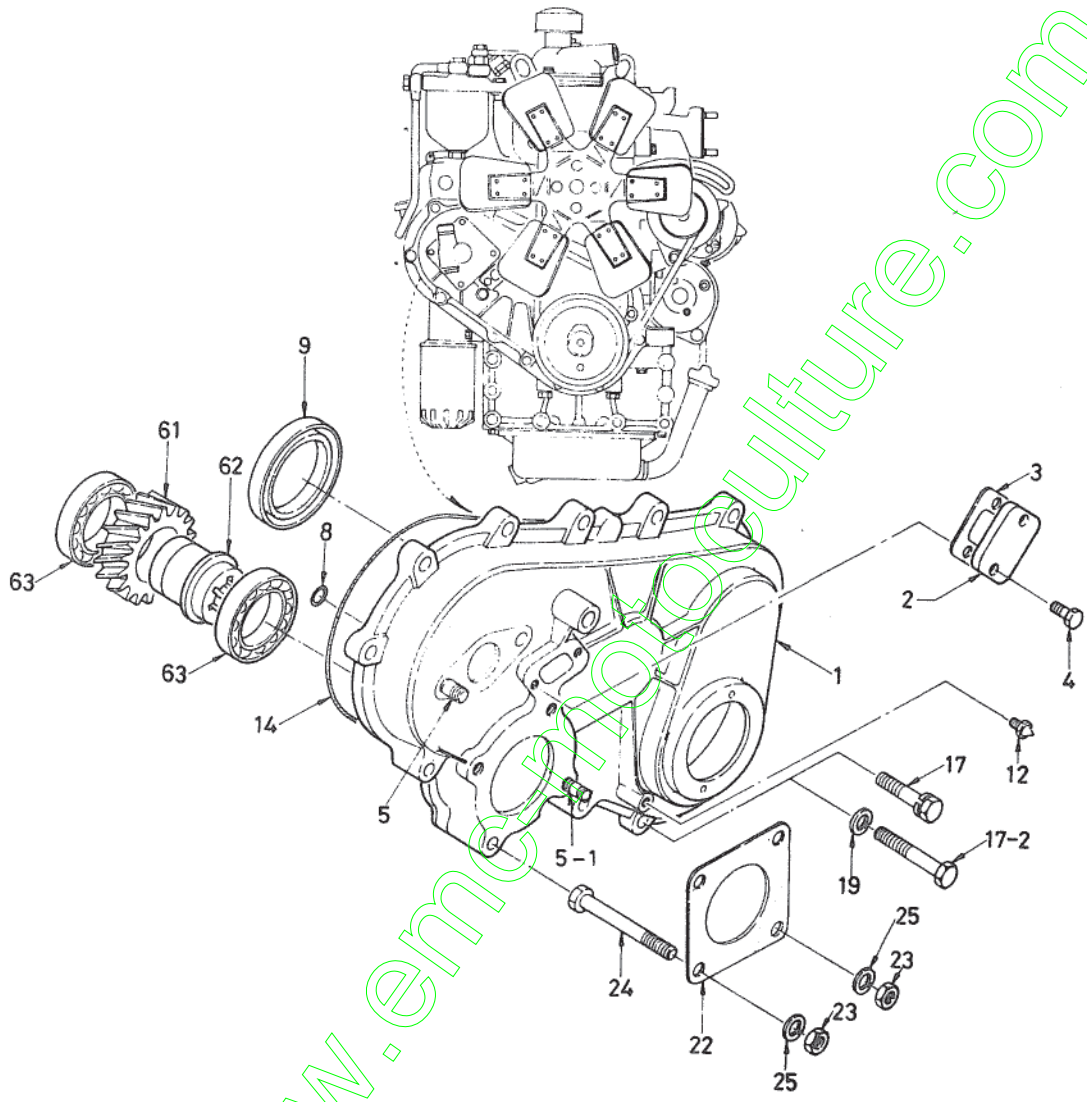
# Fig.2 CYLINDER BODY AND OTHER PARTS

Bloc-cylinders



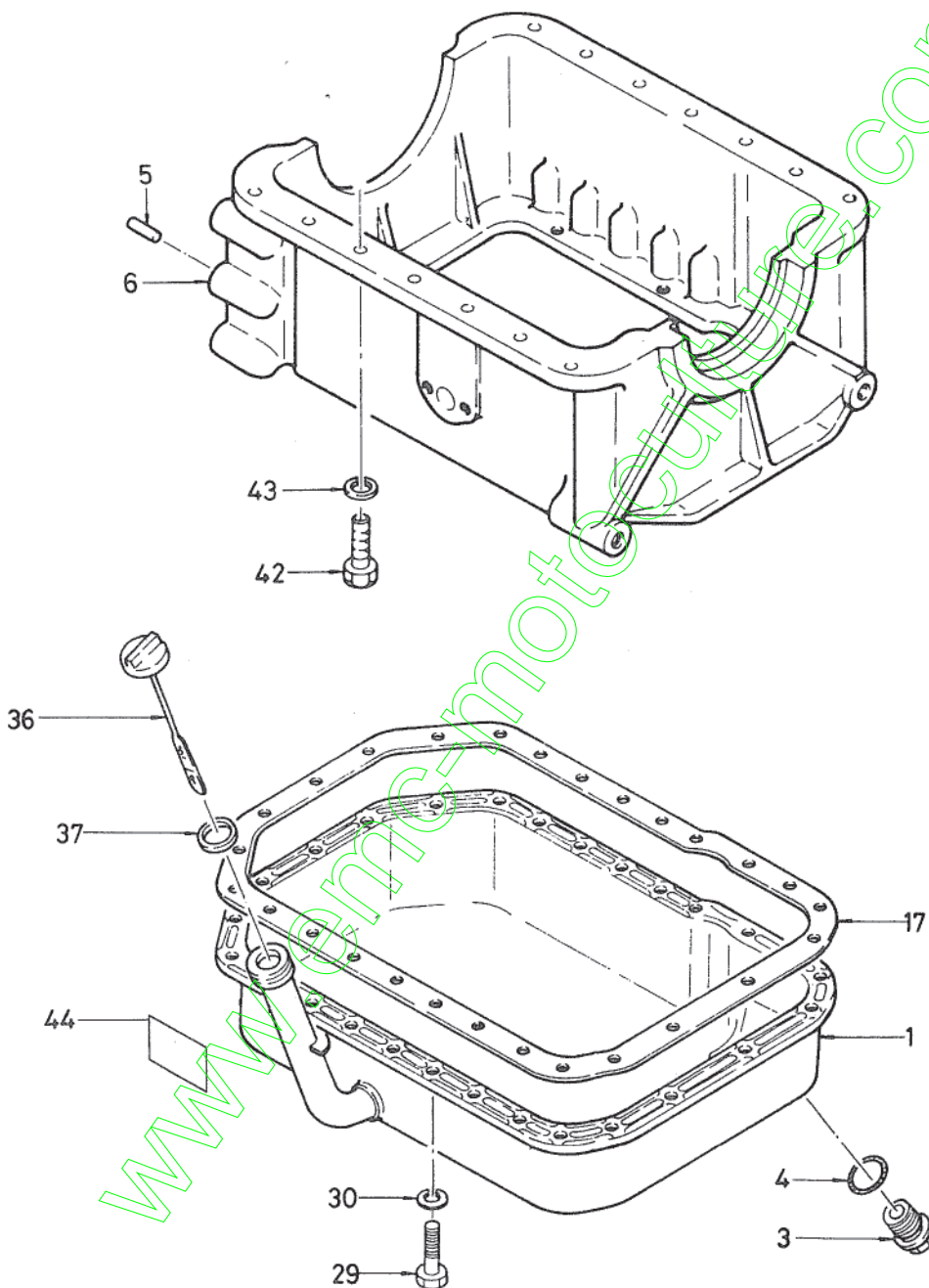
Ref.No. Réf.Nº.	Parts No. Pièces Nº.	Description Désignation	Q'ty Quant	Remarks Remarques
2- 1	5691-121-0058-1	BODY, CYL ASSY Carter	1	511210-0581
2- 2	5690-980-2591-0	BOLT, BEARING CAP Vis	8	909802-2910
2- 6	5691-121-9195-0	CAP, SEALING/36 Pastille	1	911219-1950
2- 6-1	5691-121-9005-0	CAP, SEALING/38.1 Pastille	1	911219-0050
2- 6-2	5691-121-9006-0	CAP, SEALING/31.75 Pastille	3	911219-0060
2- 6-3	5691-112-9006-0	CAP, SEALING/45 Pastille	2	911219-0060
2- 8	5690-966-4034-0	PLUG, TAPPET CHAMBER Boisseau	3	909664-0340
2- 9	5690-920-1318-0	PLUG, OIL GALLERY Boisseau	2	909201-3180
2-10	5690-920-1328-0	PLUG, TAPPET CHAMBER Boisseau	2	909201-3280
2-10-1	5690-920-1345-0	PLUG, TAPPET CHAMBER Boisseau	3	909201-3450
2-11	5690-986-4015-0	PLUG, OIL GALLERY Boisseau	2	909864-0150
2-12	5690-920-1056-0	PLUG, CAM BEARING Boisseau	1	909201-0560
2-26	5690-922-0605-0	NIPPLE Raccord	1	909220-6050
2-28	5691-131-1806-0	PLATE, F CYL BODY Plaque sv.	1	911311-8060
2-29	5681-131-2011-0	PACKING, PLATE TO CYL BODY Joint	1	511312-0110
2-31	5690-815-1030-0	PIN, STRAIGHT Goupille	2	908151-0300
2-32	5690-190-0822-0	BOLT, SEMS Vis	3	901900-8220
2-33	5690-411-0822-0	STUD, INJ PUMP Goujon	1	904110-8220
2-36	5690-990-2299-0	NIPPLE, ROCKER OIL FEED Raccord	1	909902-2990
2-37	5690-816-1032-0	PIN, STRAIGHT Goupille	1	908161-0320
2-54	5690-960-6535-0	BOLT, REAMER/L = 43 Vis	1	909606-5350
2-78	5690-992-4449-0	SEAL, CRANK R. Joint	1	909924-4490
2-81	5691-134-1809-0	PLATE, R. Plaque sv.	1	911341-8090
2-84	5690-980-0684-0	BOLT/L = 25 Vis	3	909800-6840
2-84-1	5690-191-1030-0	BOLT, SEMS Vis	3	901911-0300
2-84-2	5690-193-1235-0	BOLT, SEMS Vis	2	901931-2350
2-86	5690-915-0510-0	WASHER, SP Rondelle frein	3	90915-05100
2-87	5690-911-0510-0	NUT, REAMER BOLT Ecroû	1	909110-5100
2-88	5690-915-0510-0	WASHER, SP/M10 Rondelle frein	1	909150-5100
2-93	5681-372-1028-0	PIPE, WATER DRAIN Conduit	1	513721-0280
2-99	5691-125-8108-0	PACKING Joint	2	911258-1080

**Fig.3 TIMING GEAR CASE AND OTHER PARTS**  
Carter de distribution



Ref.No. Réf.Nº.	Parts No. Pièces Nº.	Description Désignation	Q'ty Quant	Remarks Remarques
3- 1	5681-131-1024-0	CASE, TIMING GEAR Carter de distribution	1	511311-0240
3- 2	5691-132-1137-0	COVER, GEAR CASE Couvercle	1	911321-1370
3- 3	5691-132-2066-0	PACKING Joint	1	911322-0660
3- 4	5690-190-0612-0	BOLT, SEMS Vis	2	901900-6120
3- 5	5690-411-0840-0	STUD, TACHOMETER/M8 x 40 Goujon	1	904110-8400
	5690-411-0820-0	STUD, TACHOMETER/M8 x 20 Goujon	1	904110-8200
3- 5-1	5690-411-0820-0	STUD, OIL PUMP/M8 x 20 Goujon	3	904110-8200
3- 8	5691-131-2046-0	PACKING Joint	1	911312-0460
3- 9	5690-992-4448-0	SEAL, OIL Bague d'étanchéité	1	909924-4480
3-12	5691-132-7045-0	POINTER, TIMING GEAR Pointe	1	911327-0450
3-14	5691-131-2803-0	PACKING Joint	1	911312-8030
3-17	5680-903-0015-0	BOLT, SEMS Vis	7	509030-0150
3-17-2	5690-105-5855-0	BOLT Vis	2	901055-8550
3-19	5690-915-0508-0	WASHER, SP/M8 Rondelle frein	2	909150-5080
3-22	5691-132-2083-0	PACKING Joint	1	911322-0830
3-23	5690-911-0508-0	NUT Ecrou	3	909110-5080
3-24	5690-105-5875-0	BOLT/M8 x 75 Vis	4	901055-8750
3-25	5690-915-0508-0	WASHER, SP Rondelle frein	4	909150-5080
3-61	5691-252-5801-0	GEAR, OIL PUMP Pignon de pompe	1	912525-8010
3-62	5691-253-3801-0	SHAFT, GEAR Axe	1	912533-8010
3-63	5690-009-0667-0	BEARING, BALL Roulement radial	2	900090-6670

**Fig.4 OIL PAN, CRANK CASE AND OTHER PARTS**  
Carter d'huile & Carter moteur

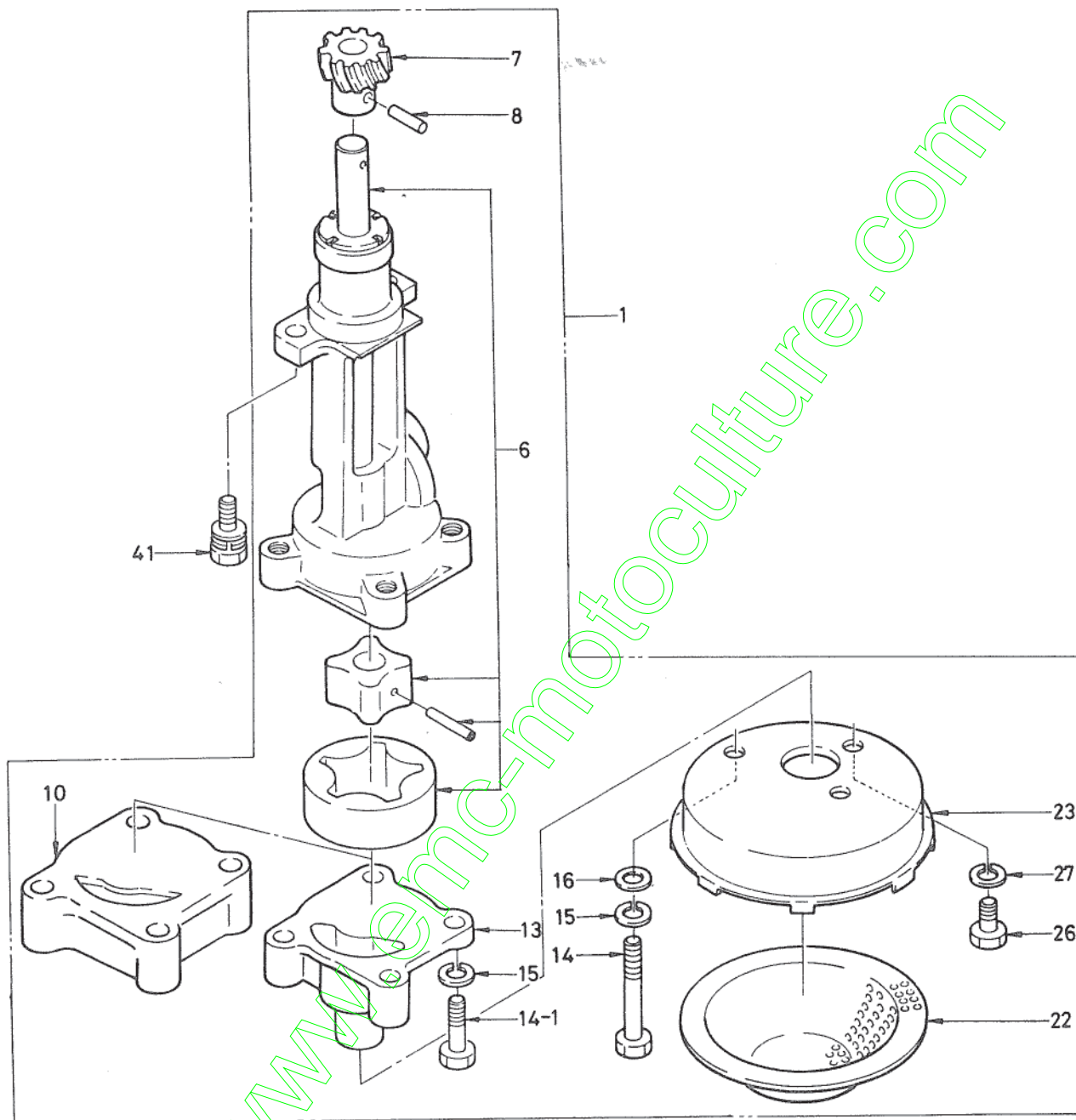




Ref.No. Réf.Nº.	Parts No. Pièces Nº.	Description Désignation	Q'ty Quant	Remarks Remarques
4- 1	5681-136-0312-0	PAN, OIL ASSY Pompe a huile	1	511360-3120
4- 3	5690-966-2012-0	• PLUG, OIL DRAIN Purgeur	2	909662-0120
4- 4	5690-992-0651-0	• PACKING, OIL DRAIN Joint	2	909920-6510
4- 5	5690-815-1222-0	PIN, STRAIGHT Goupille	2	908151-2220
4- 6	5681-121-5031-1	CASE, CRANK Carter	1	511215-0311
4-17	5691-136-7603-0	PACKING, OIL PAN Joint	1	911367-6030
4-29	5690-205-0616-0	BOLT, OIL PAN Vis	27	902050-6160
4-30	5690-915-0506-0	WASHER, SP Rondelle frein	27	909150-5060
4-36	5681-176-0053-1	GAUGE, OIL LEVEL ASSY Jauge	1	511760-0531
4-37	5690-992-0609-0	PACKING, LEVEL GAUGE Joint	1	909920-6090
4-42	5690-106-5845-0	BOLT/M8 x 45 Vis	10	901065-8450
	5690-106-5880-0	BOLT/M8 x 80 Vis	4	901065-8800
	5690-960-2070-0	BOLT/M8 x 138 Vis	3	909602-0700
	5690-960-0082-0	BOLT/M8 x 129 Vis	1	909600-0820
4-43	5690-915-0508-0	WASHER, SP Rondelle frein	18	909150-5080
4-44	5688-588-5357-0	MARK, OIL PAN Etiquette	1	585885-3750

# Fig.5 OIL PUMP AND FIXING PARTS

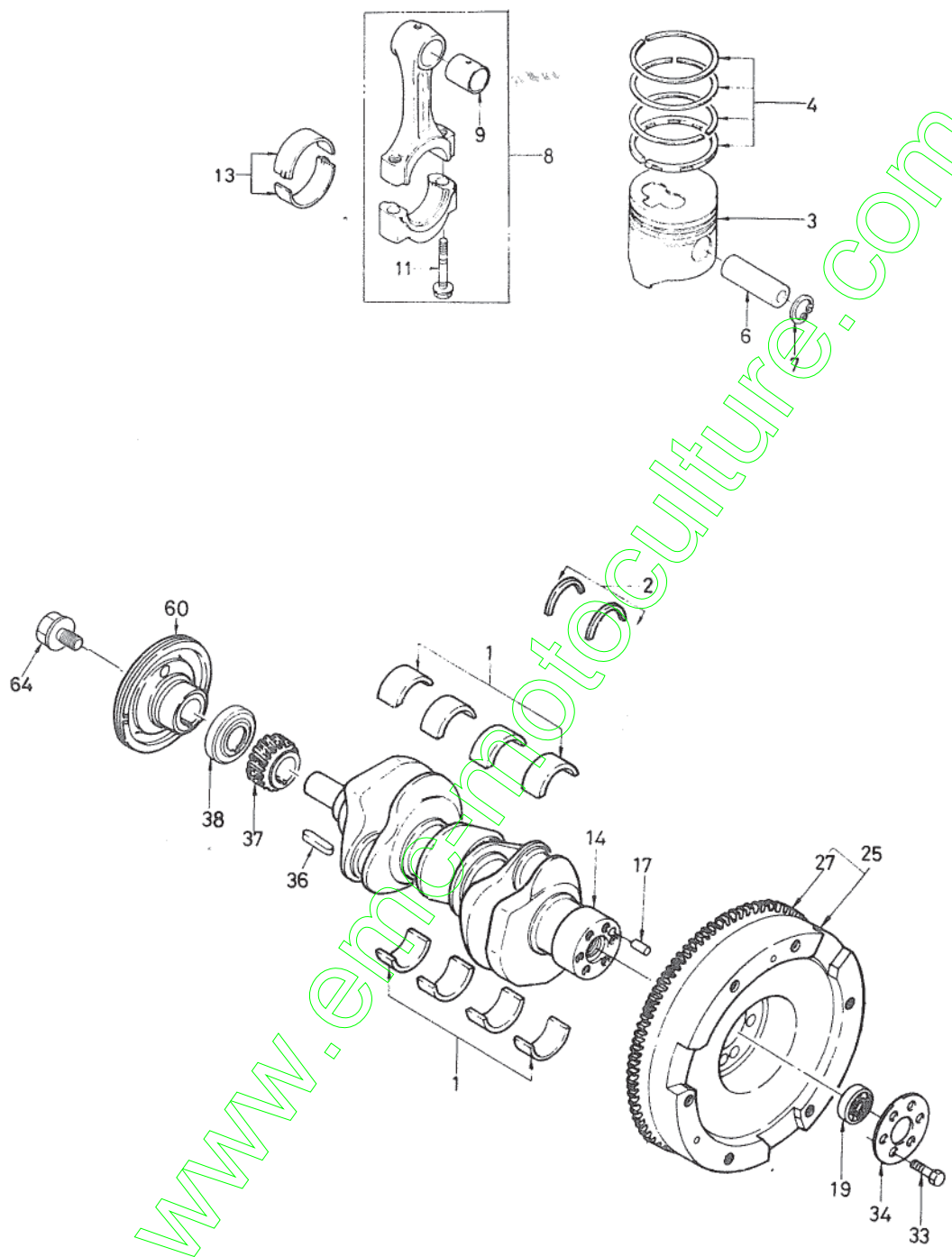
Pompe a huile





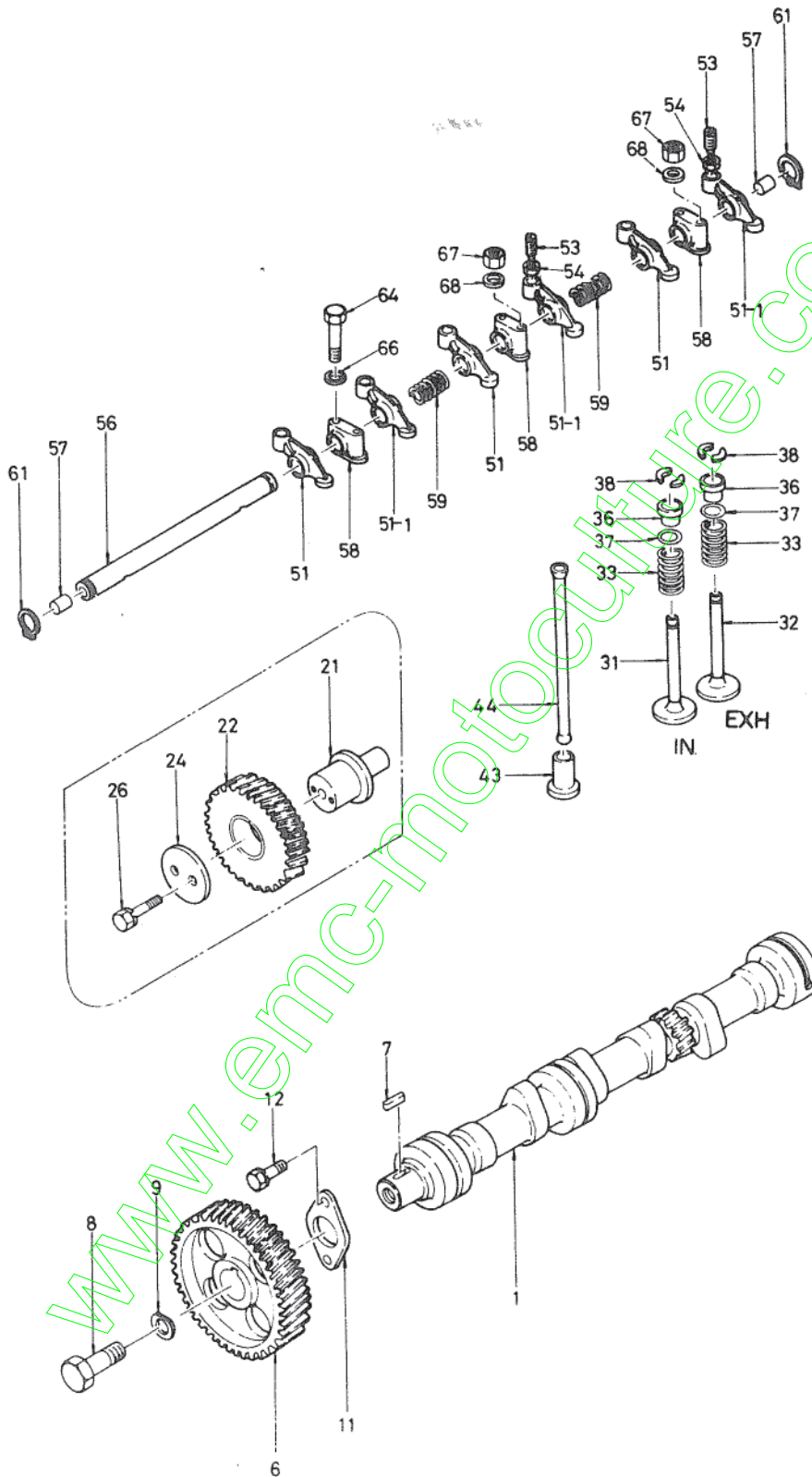
Ref.No. Réf.Nº.	Parts No. Pièces Nº.	Description Désignation	Q'ty Quant	Remarks Remarques
5- 1	5691-310-0637-0	PUMP, OIL ASSY Pompe à huile	1	913100-6370
5- 6	5691-312-0601-0	ROTOR SET Rotor	1	913120-6010
5- 7	5691-312-8079-0	PINION, OIL PUMP DRIVE Pignon	1	913128-0790
5- 8	5690-987-8084-0	PIN Goupille	1	909878-0840
5-10	5691-311-9609-0	SPACER, OIL PUMP Entretoise	1	913119-6090
5-13	5691-311-3086-0	COVER, OIL PUMP Couvercle	1	913113-0860
5-14	5690-104-5875-0	BOLT/M8 x 75 Vis	2	901045-8750
5-14-1	5690-105-5850-0	BOLT/M8 x 50 Vis	2	901055-8500
5-15	5690-915-0508-0	WASHER, SP/M8 Rondelle frein	4	909150-5080
5-16	5690-916-4508-0	WASHER/M8 Rondelle	2	909164-5080
5-22	5691-314-3603-0	GAUZE, OIL STRAINER Passoire	1	913143-6030
5-23	5691-314-1604-1	CASE, OIL STRAINER Carter	1	913141-6041
5-26	5690-205-0812-0	BOLT Vis	1	902050-8120
5-27	5690-915-0508-0	WASHER, SP Rondelle frein	1	909150-5080
5-41	5690-205-0825-0	BOLT, SEMS Vis	2	902050-8250

**Fig.6 CRANK SHAFT, PISTON, CONN ROD AND FLYWHEEL**  
Vilebrequin



Ref.No. Réf.Nº.	Parts No. Pièces Nº.	Description Désignation	Q'ty Quant	Remarks Remarques
6- 1	5681-151-0010-0	BEARING KIT, CRANK/STD Cousinet	1	511510-0100
	5681-154-0010-0	BEARING KIT, CRANK/0.50 US Cousinet	1	511540-0100
	5681-156-0010-0	BEARING KIT, CRANK/1.00 US Cousinet d'appui	1	511560-0100
6- 2	5691-158-1057-0	BEARING, THRUST Rondelle	2	911581-0570
6- 3	5681-211-1119-0	PISTON/STD Piston	3	512111-1190
	5681-211-4119-0	PISTON/0.5 OS Piston	3	512114-1190
	5681-211-6119-0	PISTON/1.0 OS Piston	3	512116-1190
6- 4	5681-212-1010-0	RING, PISTON SET/STD Segmentation	3	512121-0100
	5681-212-4010-0	RING, PISTON SET/0.5 OS Segmentation	3	512124-0100
	5681-212-6010-0	RING, PISTON SET/1.0 OS Segmentation	3	512126-0100
6- 6	5681-221-1009-0	PIN, PISTON Axe de piston	3	512211-0090
6- 7	5680-958-7001-0	RING, SNAP Collet d'axe	6	509587-0010
6- 8	5681-223-0028-0	ROD, CONN ASSY Brelle	3	512230-0250
6- 9	5691-225-1062-0	BUSH, SMALL END Cousinet	3	912251-0620
6-11	5681-223-5006-0	BOLT Vis	6	512235-0060
6-13	5681-227-1005-0	BEARING, CONN ROD SET Cousinet de bielle	3	512271-0050
6-14	5681-231-0080-0	CRANKSHAFT ASSY Vilebrequin	1	512310-0080
6-17	5690-815-1222-0	PIN Goupille	1	908151-2220
6-19	5680-980-1001-0	BEARING, BALL Roulement, radial	1	509801-0010
6-25	5691-233-0809-0	FLYWHEEL ASSY Volant d'inertie ensemble	1	912330-8090
6-27	5691-233-3036-1	GEAR, RING Couronne	1	912333-0361
6-33	5680-900-0018-1	BOLT, FLYWHEEL Vis	6	509000-0181
6-34	5681-233-6002-0	WASHER Rondelle	1	512336-0020
6-36	5690-803-0743-0	KEY, FEATHER Clavette	1	908030-7430
6-37	5691-252-1042-0	GEAR, CRANK Pignon	1	912521-0420
6-38	5691-236-2019-0	THROWER, OIL Bague d'étanchéité	1	912362-0390
6-60	5691-237-0807-0	PULLEY, CRANK Poulie	1	912370-8070
6-64	5690-980-2606-0	BOLT, PULLEY Vis	1	909802-6060

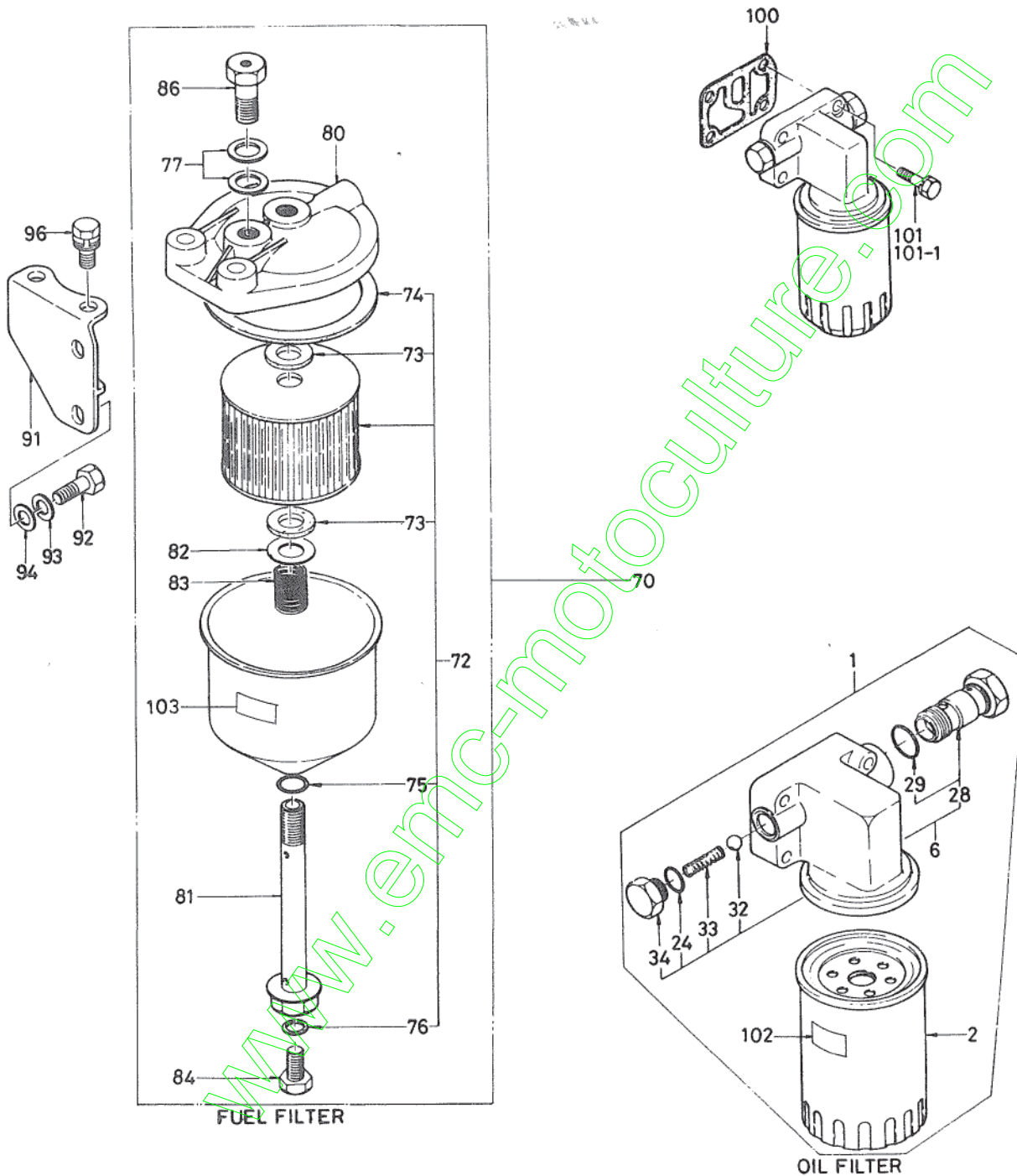
**Fig.7 VALVE MECHANISM**  
Distribution



Ref.No. Réf.Nº	Parts No. Pièces Nº.	Description Désignation	Q'ty Quant	Remarks Remarques
7- 1	5681-251-1022-0	CAMSHAFT Arbre a cames	1	512511-0220
7- 6	5690-252-2801-0	GEAR, CAM Engrenage d'ac	1	912522-8010
7- 7	5690-800-0718-0	KEY, FEATHER Clavette	1	908000-7180
7- 8	5680-900-0069-0	BOLT Vis	1	509000-0690
7- 9	5681-251-9002-1	WASHER, TIMING WHEEL Rondelle	1	512519-9021
7-11	5691-168-1010-0	PLATE, THRUST Plaque	1	911681-0100
7-12	5690-191-0816-0	BOLT, SEMS Vis	2	901910-8160
7-21	5691-253-1024-0	SHAFT, IDLE GEAR Arbre	1	912531-0240
7-22	5691-252-3080-0	GEAR Pignon	1	912523-0800
7-24	5681-253-5005-0	COLLAR, THRUST Collier	1	512535-0050
7-26	5680-900-0084-0	BOLT, SEMS Vis	2	509000-0840
7-31	5691-255-1802-0	VALVE, INLET Soupape d'admission	3	912551-8020
7-32	5691-255-2801-0	VALVE, EXH Soupape d'echappt	3	912552-8010
7-33	5681-256-1011-0	SPRING, VALVE Ressort	6	512561-0110
7-36	5681-256-3017-0	SEAT, SPRING ASSY Cuvette	6	512563-0170
7-37	5691-255-9008-0	RING, SEALING Joint	6	912559-0080
7-38	5681-256-5004-0	COLLAR, SPLIT Arretoir	12	512565-0040
7-43	5691-257-1801-0	TAPPET Poussoir	6	912571-8010
7-44	5681-257-5015-0	ROD, PUSH Tige de culbuteur	6	512575-0150
7-51	5691-261-1347-0	ARM, ROCKER ASSY Culbuteur	3	912611-3470
7-51-1	5691-261-1349-0	ARM(D), ROCKER ASSY Culbuteur	3	912611-3490
7-53	5691-261-6023-0	SCREW, ADJ Vis	6	912616-0230
7-54	5690-911-1508-0	NUT Ecrou	6	909111-5080
7-56	5691-262-1127-0	SHAFT, ROCKER ARM Axe de culbuteurs	1	912621-1270
7-57	5691-262-6005-0	PLUG Bouchon	2	912626-0050
7-58	5691-262-8093-0	BRACKET, ROCKER SHAFT Appui	3	912628-0930
7-59	5690-994-0607-0	SPRING Ressort	2	909940-6070
7-61	5690-918-0019-0	RING, SNAP/C Collet d'axe	2	909180-0190
7-64	5690-105-0850-0	BOLT Vis	4	901050-8500
7-66	5690-916-4508-0	WASHER Rondelle	4	909164-5080
7-67	5690-911-0508-0	NUT, ROCKER BRACKET Ecrou	2	909110-5080
7-68	5690-916-4508-0	WASHER Rondelle	2	909164-5080

# Fig.8 OIL FILTER, FUEL FILTER AND FIXING PARTS

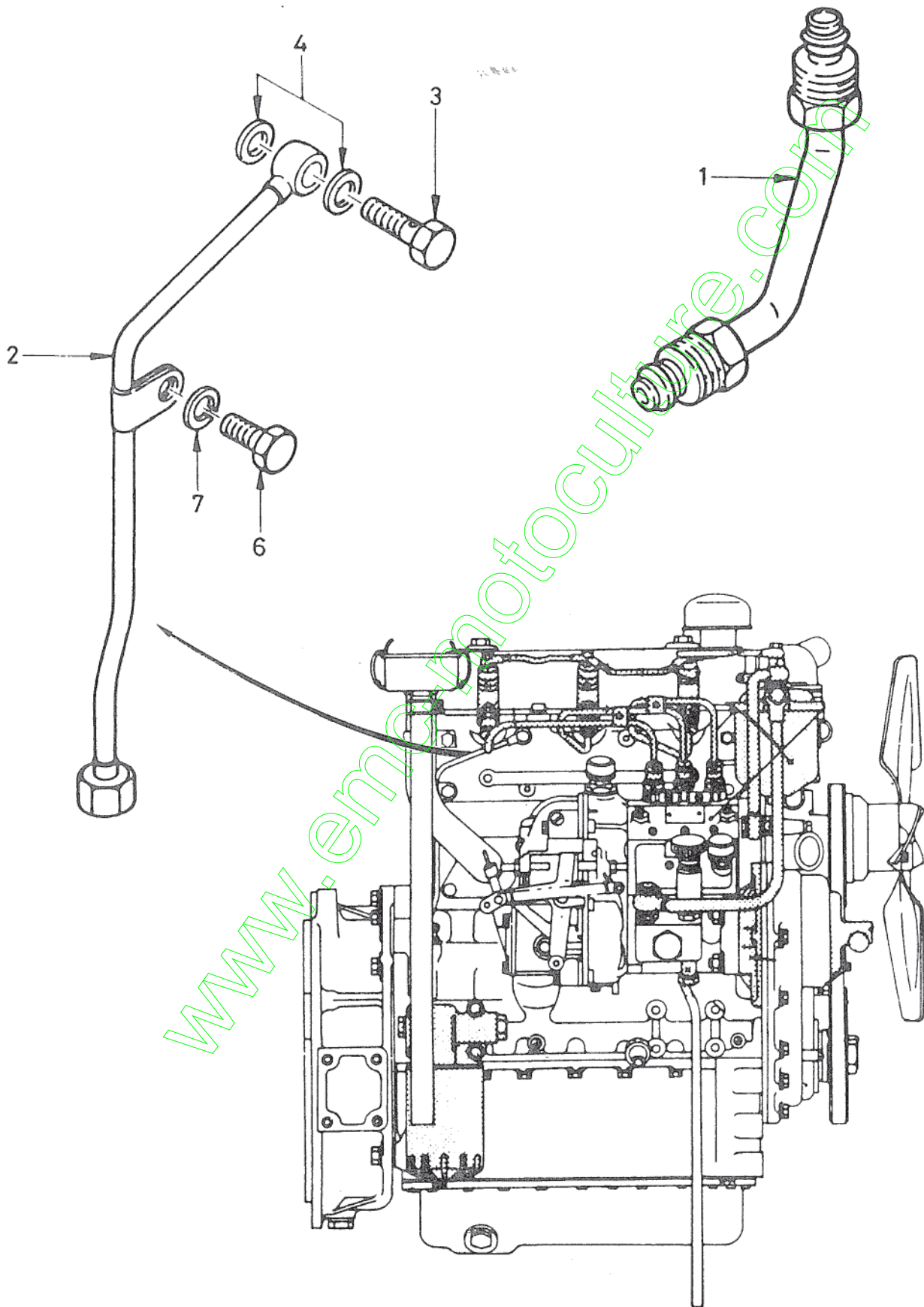
Filtre a huile & filtre a combustible





Ref.No. Réf.Nº	Parts No. Pièces Nº.	Description Désignation	Q'ty Quant	Remarks Remarques
8- 1	5691-320-1812-1	FILTER, OIL ASSY Filtre a huile	1	913201-8121
8- 2	5691-324-0804-0	CARTRIDGE Cartouche	1	913240-8040
8- 6	5691-316-0081-0	COVER ASSY Couvercle	1	913160-0810
8- 24	5690-992-0841-0	PACKING, O-RING Joint	1	909920-8410
8- 28	5691-316-0068-0	VALVE, RELIEF ASSY Soupape de surpression	1	913160-0680
8- 29	5690-992-0525-0	PACKING, O-RING Joint	1	909920-5250
8- 32	5690-009-7011-0	BALL, SAFETY VALVE Bille	1	900097-0110
8- 33	5690-994-0582-0	SPRING, COIL Ressort	1	909940-5820
8- 34	5691-326-3011-0	CAP, VALVE SP Bouchon	1	913263-0110
8- 70	5681-320-0016-0	FILTER, FUEL ASSY Filtre a combustible	1	513200-0160
8- 72	5688-781-0037-0	ELEMENT KIT, FUEL FILTER Element filtrant	1	587810-0370
8- 73	5690-972-0542-0	PACKING, ELEMENT Joint	2	909720-5420
8- 74	5691-321-3601-0	PACKING Joint	1	913213-6010
8- 75	5690-972-0541-0	O-RING, CENTER BOLT Joint torique	1	909720-5410
8- 76	5690-992-0255-0	PACKING, DRAIN PLUG Joint	1	909920-2550
8- 77	5690-957-2014-0	PACKING, EYE JOINT Joint	2	909572-0140
8- 80	5691-321-2804-0	COVER, UP FUEL FILTER Couvercle	1	913212-8040
8- 81	5681-323-1001-0	BOLT, CENTER Vis	1	513231-0010
8- 82	5690-965-1068-0	SEAT, SPRING Coupelle inferieure	1	909651-0680
8- 83	5690-974-2109-0	COIL, ELEMENT SPRING Ressort	1	909742-1090
8- 84	5690-920-2724-0	PLUG, FUEL DRAIN Bouchon	1	909202-7240
8- 86	5691-326-0604-0	VALVE, FUEL OVERFLOW Bouchon	1	913260-6040
8- 91	5691-975-5018-0	BRACKET, FUEL FILTER Support	1	519755-0180
8- 92	5670-980-1103-0	BOLT Vis	2	909801-1030
8- 93	5690-915-0608-0	WASHER, SP Rondelle frein	2	909150-6080
8- 94	5690-916-4508-0	WASHER Rondelle	2	909164-5080
8- 96	5690-197-1035-0	BOLT, SEMS Vis	2	901971-0350
8-100	5691-321-9077-0	PACKING Joint	1	913219-0770
8-101	5690-190-0835-0	BOLT, SEMS Vis	3	901900-9350
8-101-1	5690-190-0845-0	BOLT/M8 x 45 Vis	1	901900-8450
8-102	5688-588-5355-0	MARK, OIL FILTER CAUTION Etiquette	1	585885-3550
8-103	5688-588-5359-0	MARK, FUEL FILTER Etiquette	1	585885-3590

**Fig.9 OIL PIPE AND OTHER PARTS**  
Pipe



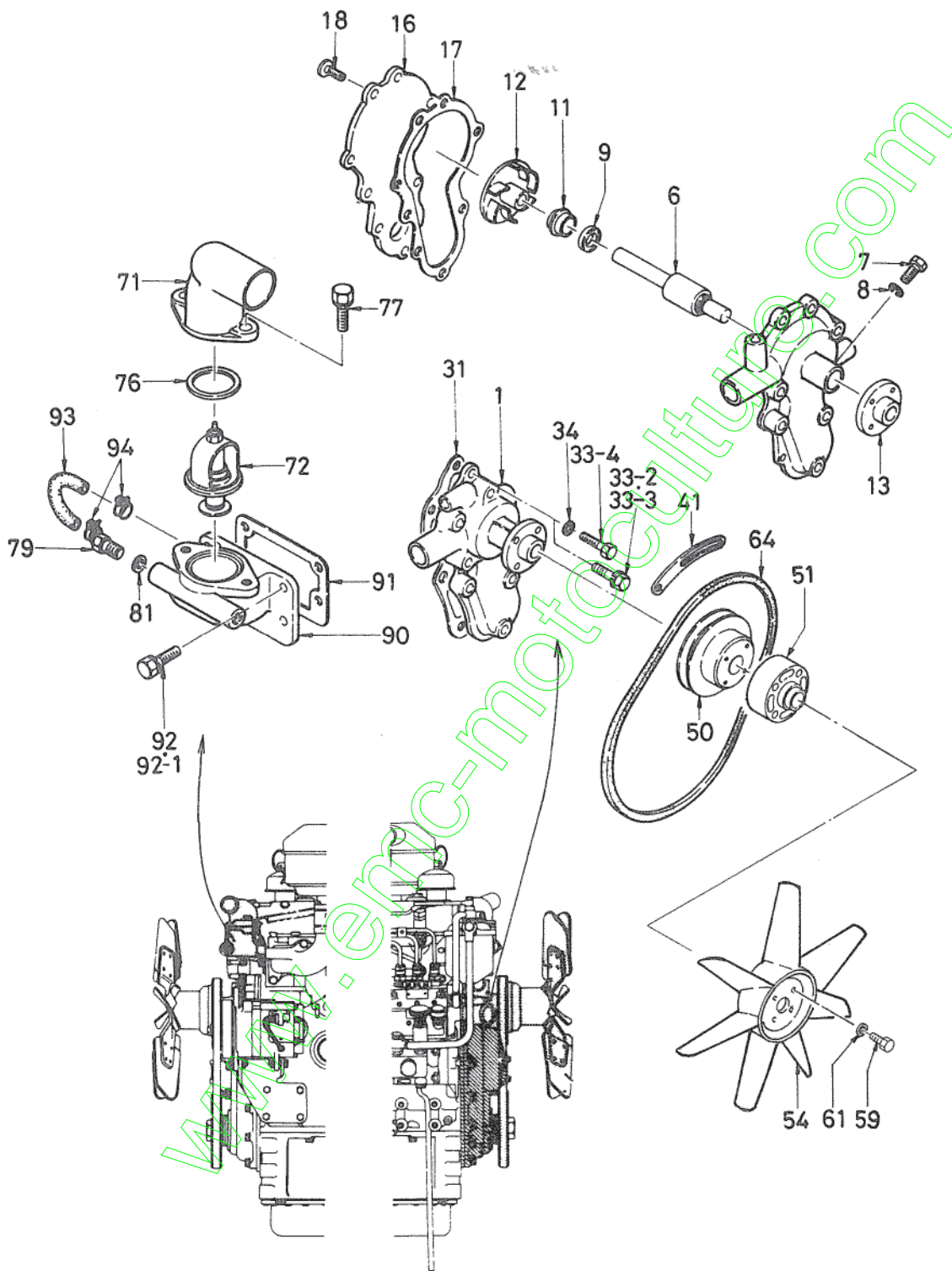


Ref.No. Réf.Nº.	Parts No. Pièces Nº.	Description Désignation	Q'ty Quant	Remarks Remarques
9- 1	5691-331-2325-0	PIPE, OIL ASSY Pipe	1	913312-3250
9- 2	5691-331-2335-0	PIPE, OIL ASSY Pipe	1	913312-3350
9- 3	5690-990-6105-1	BOLT, JOINT Vis	1	909906-1051
9- 4	5690-992-0900-0	PACKING Joint	2	909920-9000
9- 6	5690-205-0814-0	BOLT Vis	1	902050-8140
9- 7	5690-915-0508-0	WASHER, SP Rondelle frein	1	909150-5080

www.emc-motoculture.com

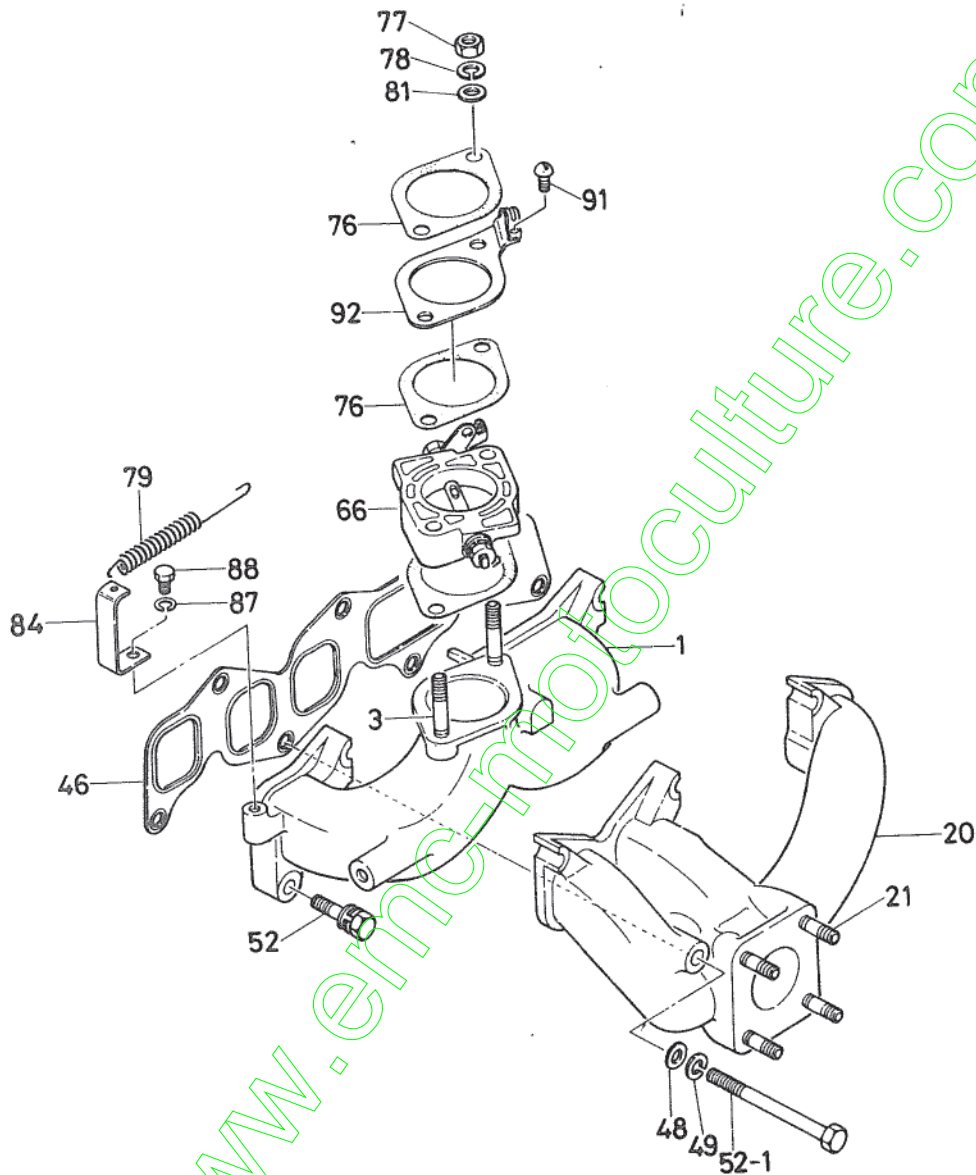
# Fig.10 COOLING SYSTEM

Pompe a eau



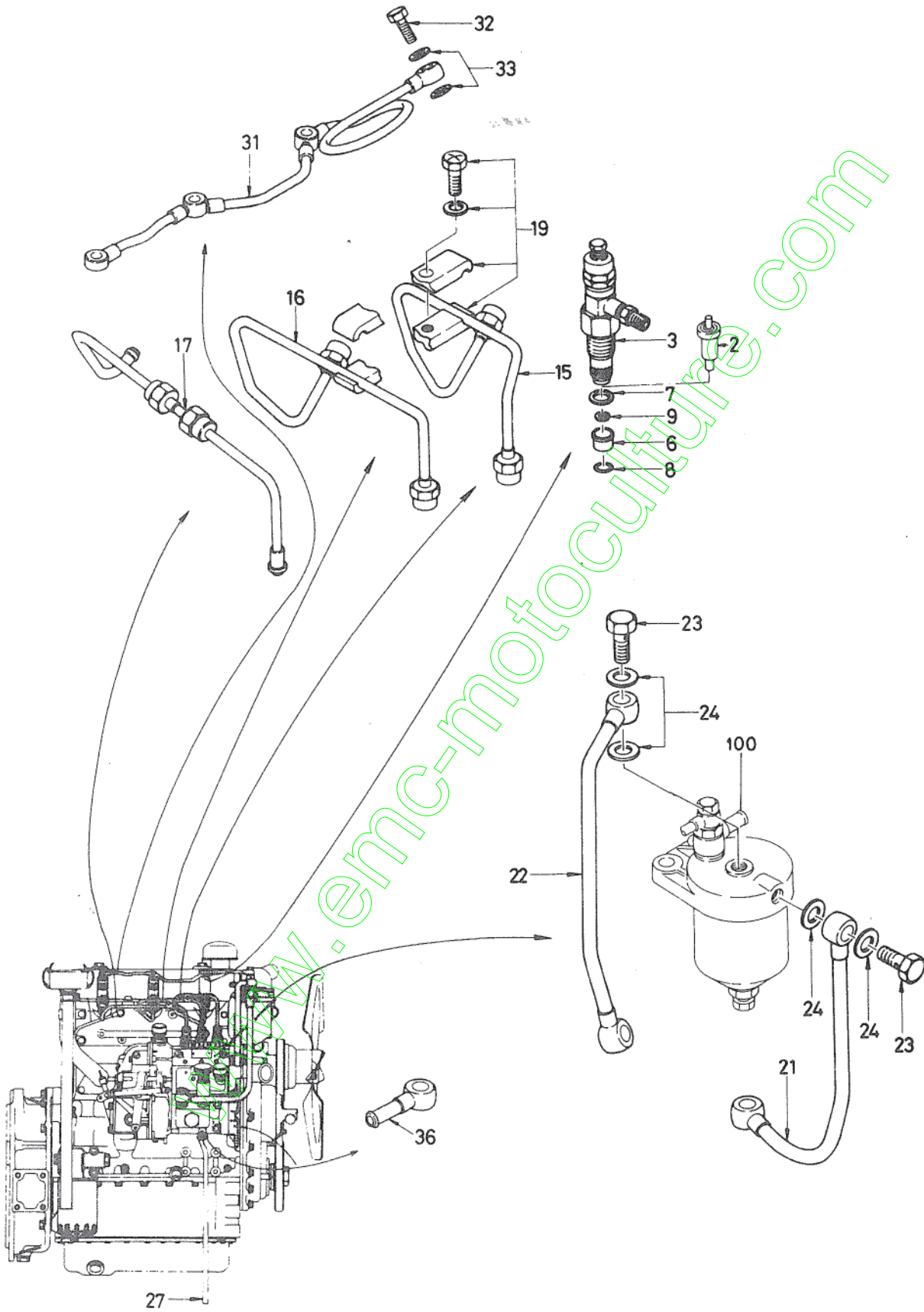
Ref.No. Réf.Nº.	Parts No. Pièces N°.	Description Désignation	Q'ty Quant	Remarks Remarques
10- 1	5681-361-0076-1	PUMP, WATER ASSY Pumpe a eau	1	513610-0761
10- 6	5681-363-1005-0	BEARING UNIT Rondelle	1	513631-0050
10- 7	5690-981-4014-0	SCREW, SET Vis	1	909814-0141
10- 8	5690-915-0508-0	WASHER, SP Rondelle frein	1	909150-5080
10- 9	5691-363-9001-0	THROWER, BEARING UNIT Rondelle	1	913639-0010
10-11	5681-362-0005-0	SEAL UNIT ASSY Joint	1	513620-0005
10-12	5691-362-1076-0	IMPELLER Rotor	1	913621-0760
10-13	5681-364-2016-0	FAN, CENTER Moyeu	1	513642-0160
10-16	5691-361-2053-0	COVER, WATER PUMP BODY Couvercle	1	913612-0530
10-17	5691-361-3607-0	PACKING Joint	1	913613-6070
10-18	5690-309-0816-0	SCREW, THROTTLE Vis	1	903090-8160
10-31	5691-361-4043-0	PACKING Joint	1	913614-0430
10-33-2	5680-900-0088-0	BOLT Vis	4	50900-0880
10-33-3	5680-900-0089-0	BOLT Vis	1	509000-0890
10-33-4	5690-105-6055-0	BOLT/M10 x 55 Vis	1	901056-0550
10-34	5690-915-0510-0	WASHER, SP/M10 Rondelle frein	1	909150-5100
10-41	5691-367-5804-0	PLATE, FAN BELT ADJ Etrier	1	913675-8040
10-50	5691-364-1624-0	PULLEY, FAN Poulie	1	913641-6240
10-51	5691-364-2078-0	SPACER, FAN Poulie	1	913642-0780
10-54	5681-366-0234-0	BLADE, UP Ventilateur	1	513660-2340
10-59	5690-105-5650-0	BOLT/M6 x 50 Vis	4	901055-6500
10-61	5690-915-0506-0	WASHER, SP Rondelle frein	4	909150-5060
10-64	5681-367-1040-0	BELT, COOLING FAN/973 Courroie	1	513671-0400
10-71	5691-371-3064-1	PIPE, WATER OUTLET Pipe	1	913713-0641
10-72	5681-377-0022-1	THERMOSTAT Thermostat	1	513770-0221
10-76	5680-963-7013-0	PACKING Joint	1	509637-0130
10-77	5690-191-0828-0	BOLT, SEMS Vis	2	901910-8280
10-79	5690-966-1005-0	PLUG Bouchon	2	909661-0050
10-81	5690-957-1316-0	PACKING Joint	2	909571-3160
10-90	5681-371-6028-0	HOUSING, THERMOSTAT Carcasse	1	513716-0280
10-91	5681-374-3021-0	PACKING Joint	1	513743-0210
10-92	5690-190-0820-0	BOLT, SEMS/M8 x 20 Vis	2	901900-8200
10-92-1	5690-190-0822-0	BOLT, SEMS/M8 x 22 Vis	2	901900-8220
10-93	5691-372-1134-1	HOSE, BY-PASS/RUBBER Durit	1	913721-1341
10-94	5690-991-5644-1	CLIP, HOSE Collier	2	909915-6441

**Fig.11 AIR INTAKE AND EXHAUST SYSTEM**  
Pipe d'admission & echappment



Ref.No. Réf.Nº.	Parts No. Pièces Nº.	Description Désignation	Q'ty Quant	Remarks Remarques
11- 1	5681-411-1003-2	MANIFOLD, INLET Manifold	1	514111-0032
11- 3	5690-410-0848-0	STUD Goujon	2	904100-8480
11-20	5681-414-1006-0	MANIFOLD, EXH Manifold	1	514141-0060
11-21	5690-411-0830-0	STUD, EXH MANIFOLD Goujon	4	904110-8300
11-46	5691-414-6090-0	GASKET, MANIFOLD Joint	1	914146-0900
11-48	5690-916-4508-0	WASHER Rondelle	1	909164-5080
11-49	5690-915-0508-0	WASHER, SP Rondelle frein	1	909150-5080
11-52	5690-196-0835-0	BOLT/M8 x 35 Vis	6	901960-8350
11-52-1	5690-104-5895-0	BOLT/M8 x 95 Vis	1	901045-8950
11-66	5691-432-0652-1	SHUTTER, INTAKE ASSY Volet	1	914320-6521
11-76	5680-963-7015-0	PACKING Joint	2	509637-0150
11-77	5690-911-0508-0	NUT Ecrou	2	909110-5080
11-78	5690-915-0508-0	WASHER, SP Rondelle frein	2	909150-5080
11-79	5690-994-2600-0	SPRING, SHUTTER RETURN Ressort	1	909942-6000
11-81	5690-916-4508-0	WASHER Rondelle	2	909164-5080
11-84	5691-433-4640-0	EYE, SPRING Crochet	1	914334-6400
11-87	5690-915-0506-0	WASHER, SP Rondelle frein	1	909150-5060
11-88	5690-204-0610-0	BOLT, SPRING EYE Vis	1	902050-6100
11-91	5699-344-0612-0	SCREW Vis	1	993440-6120
11-92	5681-431-9100-0	CLIP, SHUTTER CABLE Attache	1	514319-1000

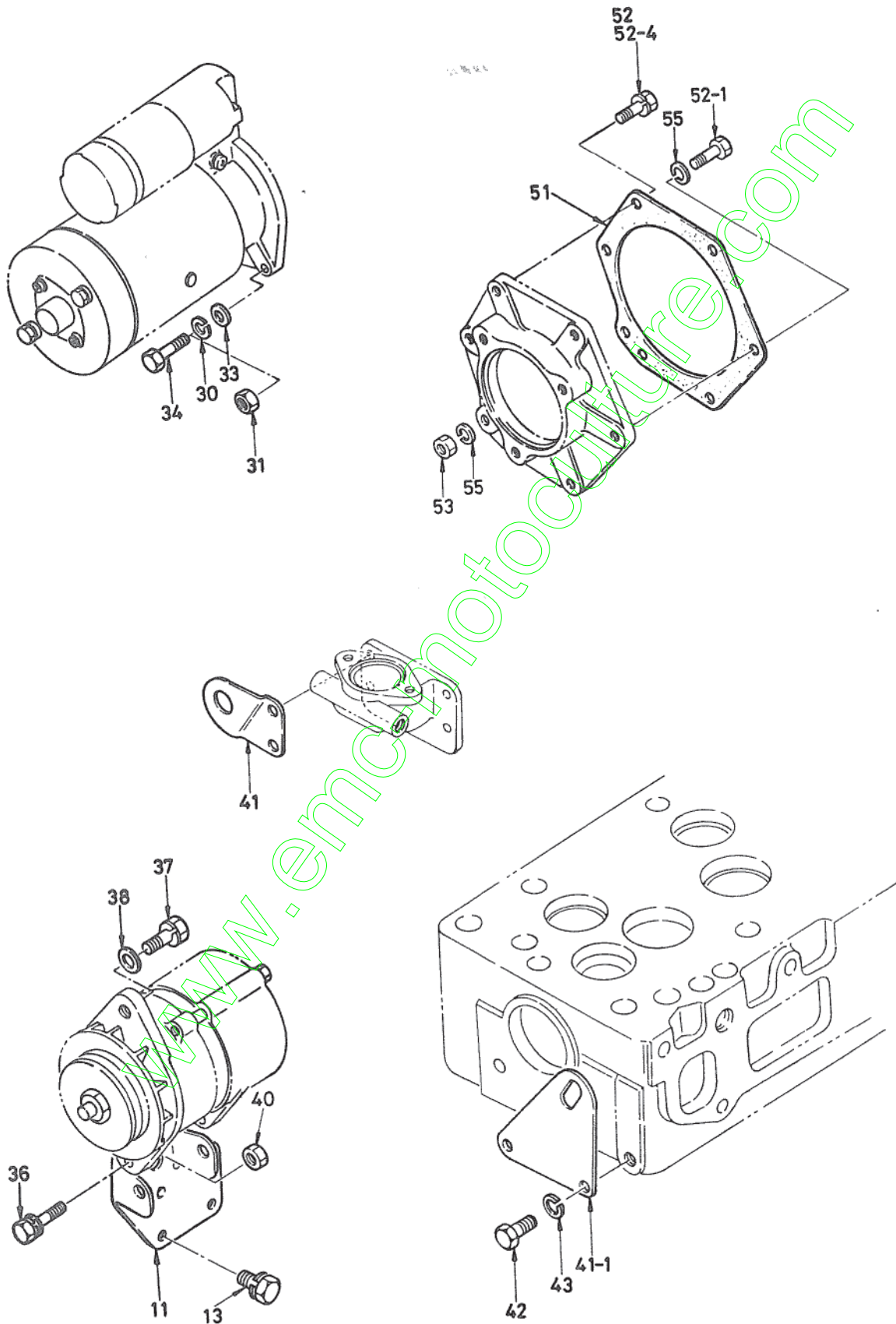
**Fig.12 FUEL SYSTEM**  
Système d'alimentation





Ref.No. Réf.Nº.	Parts No. Pièces Nº.	Description Désignation	Q'ty Quant	Remarks Remarques
12- 2	5681-531-1006-0	NOZZLE Injecteur	3	515311-0060
12- 3	5681-533-0003-0	HOLDER, NOZZLE Porte injecteur	3	515330-0030
12- 6	5691-531-5027-0	SHIELD, HEAT Couvercle	3	915315-0270
12- 7	5691-531-5026-0	WASHER, NOZZLE HOLDER Rondelle	3	915315-0260
12- 8	5691-531-5028-0	WASHER, HEAT SHIELD Rondelle	3	915315-0280
12- 9	5691-531-5074-0	WASHER, CORRUGATED Rondelle	3	915315-0740
12-15	5691-542-1612-0	PIPE, INJ ASSY/NO.1 Conduit	1	915421-6120
12-16	5691-542-1613-0	PIPE, INJ ASSY/NO.2 Conduit	1	915421-6130
12-17	5691-542-1614-0	PIPE, INJ ASSY/NO.3 Conduit	1	915421-6140
12-19	5691-541-9072-0	CLIP ASSY Serre tube	2	915419-0720
	5690-980-2539-0	•SCREW Vis	2	909802-5390
	5690-915-0505-0	•WASHER, SP Rondelle frein	2	909150-5050
12-21	5681-541-1058-0	PIPE, FUEL ASSY Conduit	1	515411-0580
12-22	5681-541-1059-0	PIPE, FUEL ASSY Conduit	1	515411-0590
12-23	5690-990-6325-1	BOLT, JOINT Vis	2	909906-3251
12-24	5690-957-2014-0	PACKING, BOLT Joint	4	909572-0140
12-27	5690-991-3846-0	PIPE, VINYL Conduit	1	909913-8460
12-31	5681-541-1257-0	PIPE, LEAK OFF FUEL Conduit	1	515411-2570
12-32	5690-990-6314-1	BOLT, JOINT Vis	1	909906-3141
12-33	5690-957-1408-0	PACKING, PIPE JOINT Joint	2	909571-4080
12-36	5681-541-1223-0	JOINT, FUEL INLET/EYE ASSY Conduit	2	515411-2230
12-100	5690-970-7130-0	JOINT, EYE Boisseau	1	909707-1300

**Fig.13 ENGINE FOOT, HANGER AND FIXING PARTS**  
Support & crochet

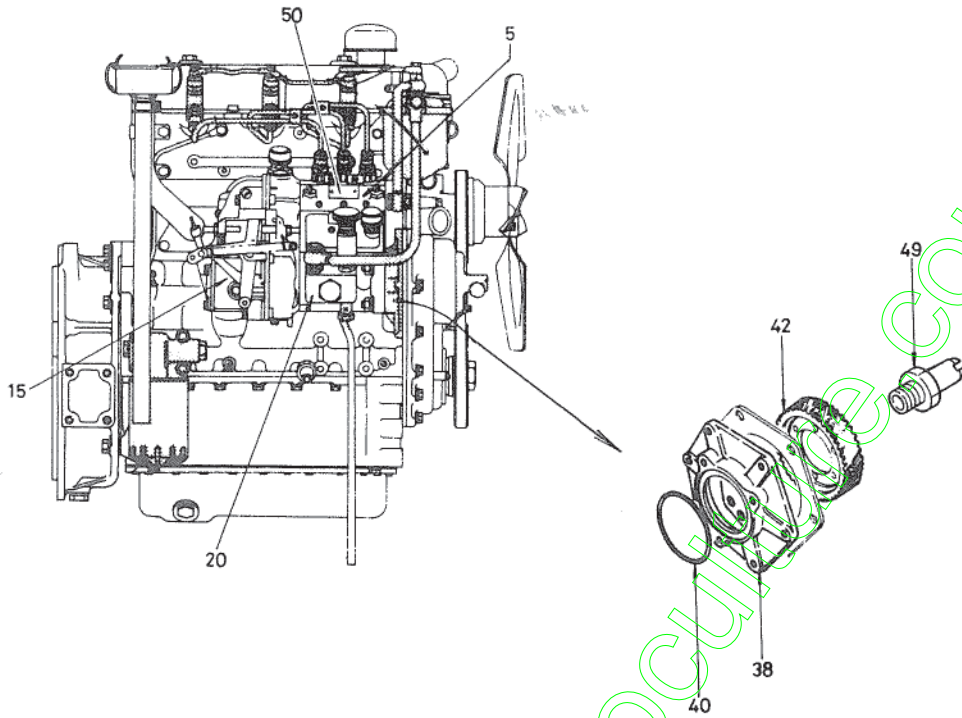




Ref.No. Réf.Nº.	Parts No. Pièces Nº.	Description Désignation	Q'ty Quant	Remarks Remarques
13-11	5691-971-1601-0	BRACKET, GENERATOR Support	1	919711-6010
13-13	5690-191-1020-0	BOLT Vis	4	901911-0200
13-30	5690-915-0512-0	WASHER, SP Rondelle frein	2	909150-5120
13-31	5690-912-0412-0	NUT Erou	2	909120-4120
13-33	5690-916-0512-0	WASHER Rondelle	2	909160-5120
13-34	5690-165-6245-0	BOLT Vis	2	901656-2450
13-36	5690-191-0830-0	BOLT Vis	2	901910-8300
13-37	5690-191-0820-0	BOLT Vis	1	901910-8200
13-38	5690-916-4708-0	WASHER Rondelle	1	909164-7080
13-40	5690-911-0508-0	NUT/M8 Erou	2	909110-5080
13-41	5681-177-7004-0	HANGER, ENGINE F. Crochet	1	511777-0040
13-41-1	5691-177-7152-1	HANGER, ENGINE R. Crochet	1	911777-1521
13-42	5690-205-0818-0	BOLT Vis	2	902050-8180
13-43	5690-915-0508-0	WASHER, SP/M8 Rondelle frein	2	909150-5080
13-51	5681-131-9056-0	PACKING Joint	1	511319-0560
13-52	5690-105-5870-0	BOLT Vis	1	901055-8700
13-52-1	5690-105-5855-0	BOLT/M8 x 55 Vis	1	901055-8550
13-52-4	5680-903-0015-0	BOLT Vis	3	509030-0150
13-53	5690-911-0508-0	NUT Erou	1	909110-5080
13-55	5690-915-0508-0	WASHER, SP/M8 Rondelle frein	3	909150-5080

**Fig.14 INJECTION PUMP AND OTHER PARTS**

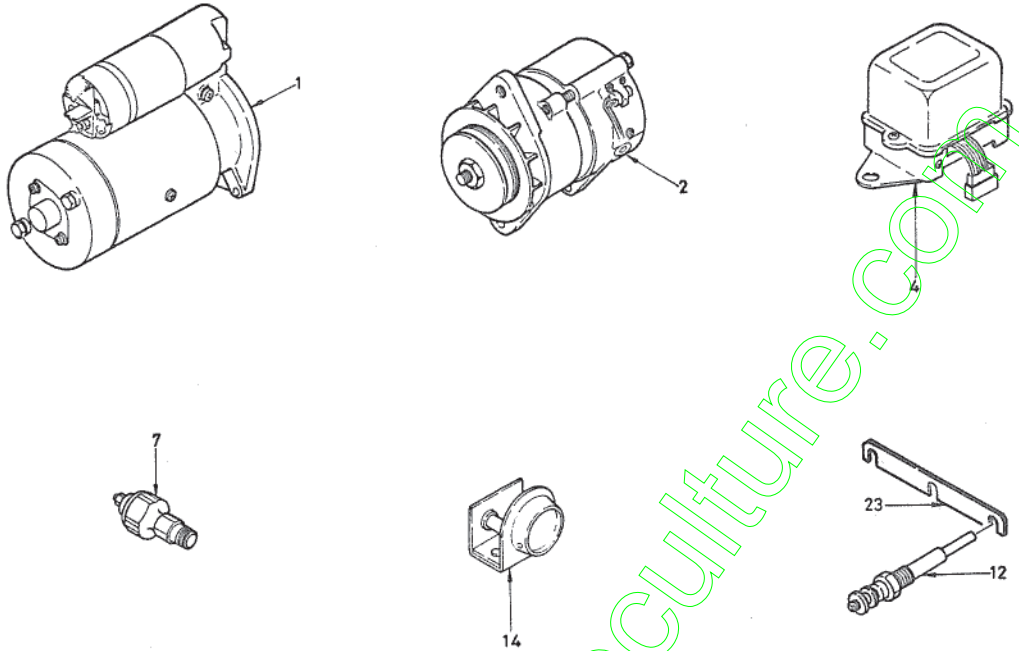
Pompe d'injection



Ref.No. Réf.Nº.	Parts No. Pièces Nº.	Description Désignation	Q'ty Quant	Remarks Remarques
14- 5	5681-560-0645-1	PUMP, INJECTION ASSY Pompe d'injection	1	515600-6451 See Fig. 17
14-15	5681-572-0110-1	GOVERNOR Regulateur	1	515720-1101 See Fig. 18
14-20	5681-575-0004-0	PUMP, FEED Pompe a main	1	515750-0040 See Fig. 19
14-38	5681-975-1003-0	BRACKET, INJ PUMP Support	1	519751-0030
14-40	5690-992-0576-0	PACKING, INJ PUMP Joint	1	909920-5760
14-42	5681-252-4037-0	GEAR, INJ PUMP Pignon	1	512524-0370
14-49	5681-253-9001-0	ADAPTER, TACHOMETER Arbre d'indicateur	1	512539-0010
14-50	5685-588-5362-0	MARK, INJ PUMP CAUTION Etiquette	1	585885-3620

## Fig.15 ELECTRICAL PARTS

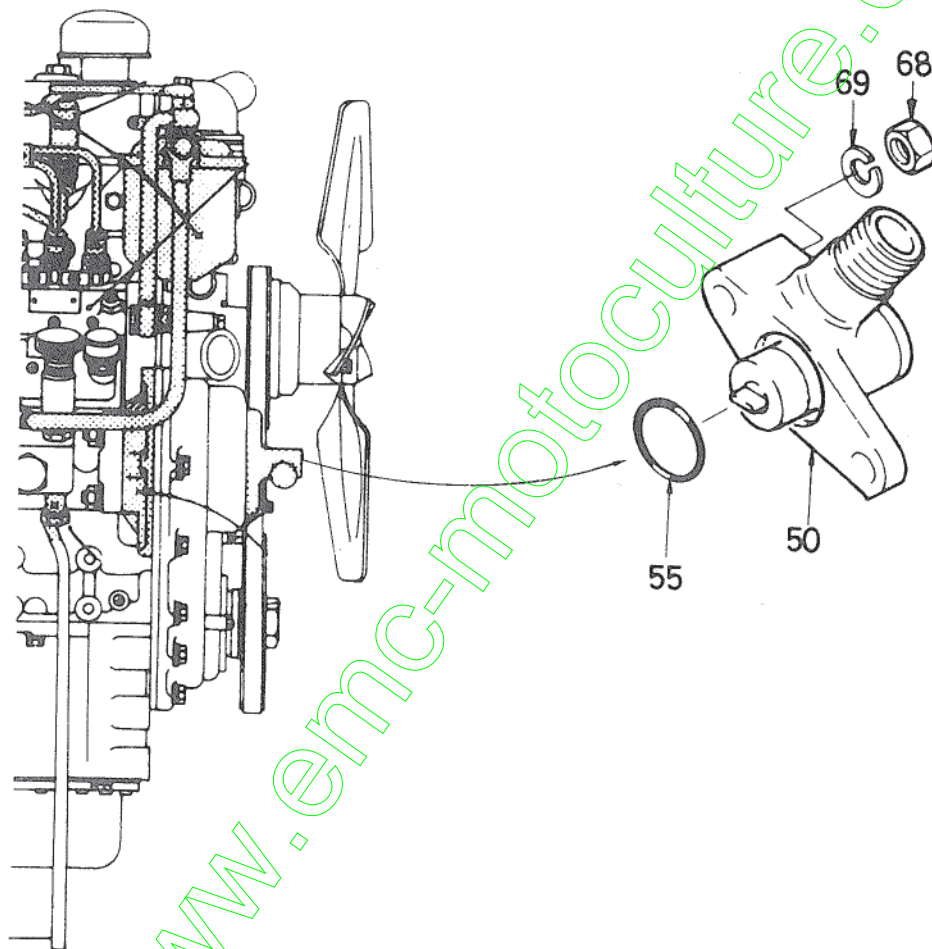
Equipment électrique



Ref.No. Réf.Nº.	Parts No. Pièces Nº.	Description Désignation	Q'ty Quant	Remarks Remarques
15- 1	5698-210-0608-1	STARTER ASSY/12V Demarreur	1	982100-6081 See Fig. 20
15- 2	5688-120-0273-0	GENERATOR ASSY /12V-10A Dynamo	1	581200-2730 See Fig. 21
15-2a	5688-120-0272-0	GENERATOR ASSY/12V-20A Dynamo	1	581200-2720 See Fig. 21A
15- 4	5698-225-0113-0	REGULATOR/12V Regulateur de tension	1	982253-1130
15- 7	5688-241-0012-1	SWITCH, OIL PRESS WARNING Interrupteur	1	582410-0121
15-12	5698-251-1978-0	PLUG, GLOW/SHEATHED TYPE Bougie a incandescence	3	982511-9780
15-14	5698-253-0101-0	CONTROL, RESISTANCE Controlleur	1	982530-1010
15-23	5691-973-2075-0	CONNECTOR Jonction	1	919732-0750

# Fig.16 ENGINE ACCESSORY PARTS

Indicateur de vitesse

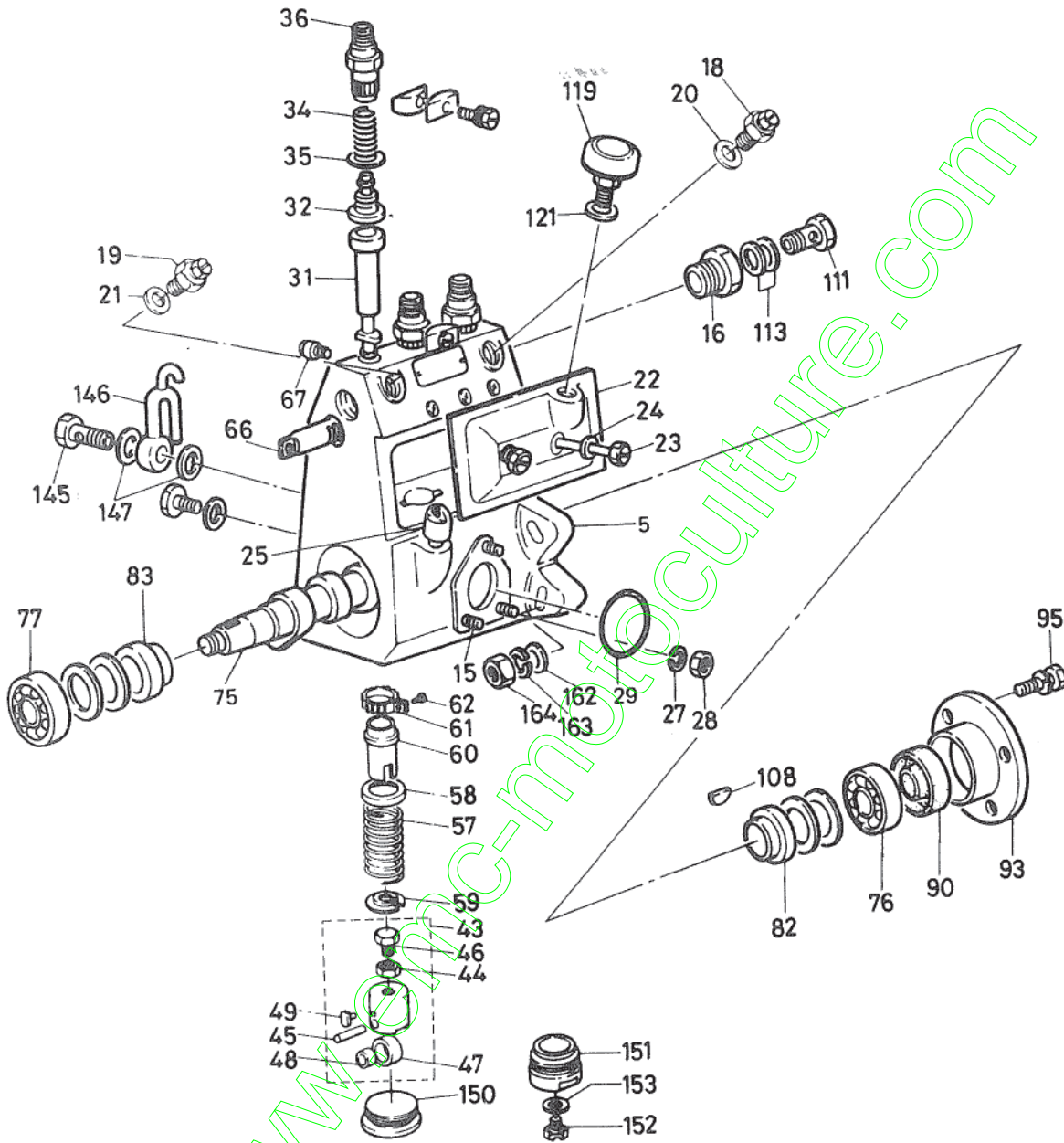


Ref.No. Réf.Nº	Parts No. Pièces Nº	Description Désignation	Q'ty Quant	Remarks Remarques
16-50	5681-931-0002-0	DRIVE, TACHOMETER ASSY Indicateur de vitesse	1	519310-0020
16-55	5680-962-3003-0	PACKING, TACHOMETER DRIVE Joint	1	509623-0030
16-68	5690-911-0408-0	NUT Ecroû	2	909110-4080
16-69	5690-915-0508-0	WASHER, SP Rondelle frein	2	909150-5080

www.emc-motoculture.com

# Fig.17 INJECTION PUMP; PROPER

Pompe d'injection





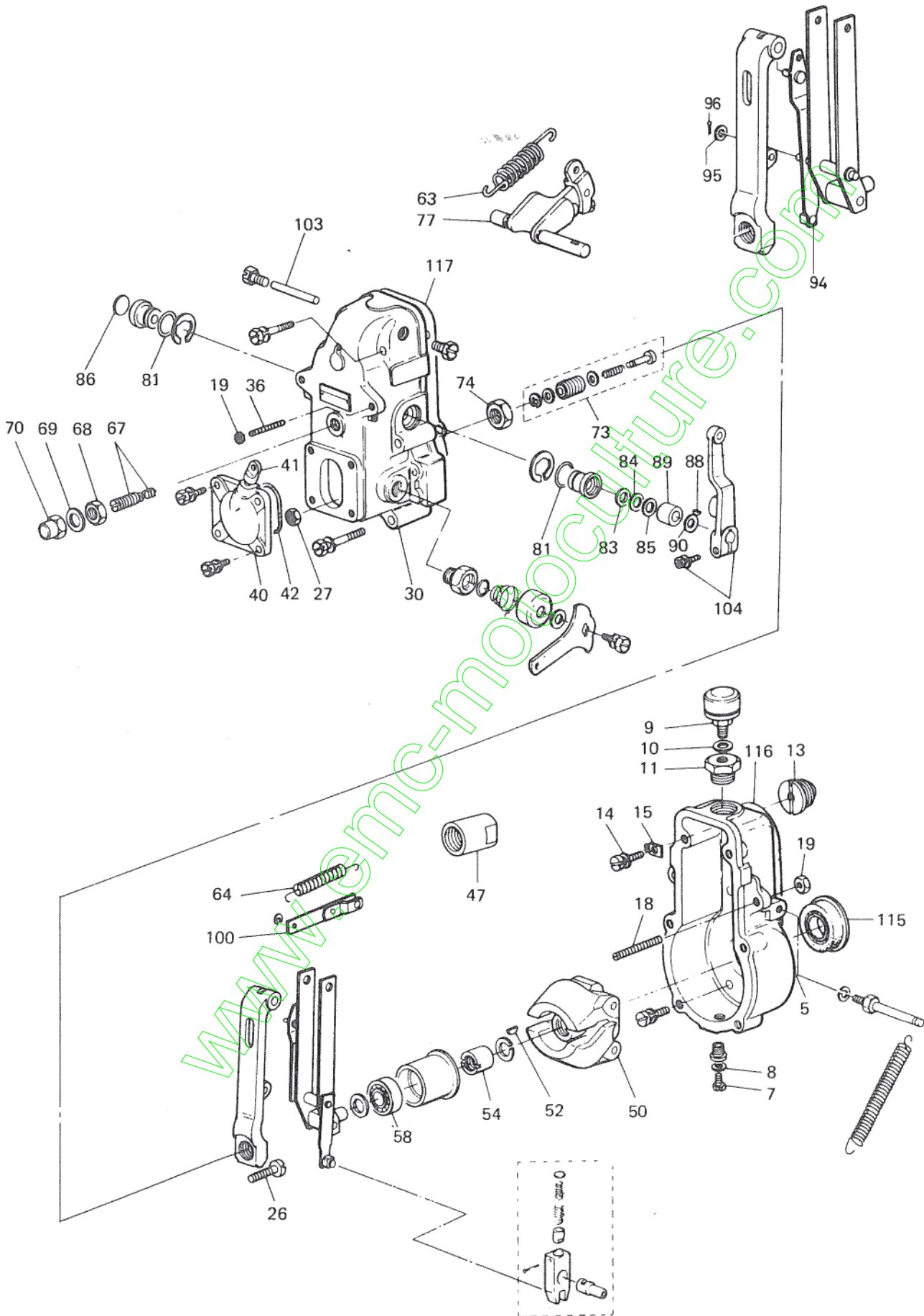
Ref.No. Réf.Nº	Parts No. Pièces Nº	Description Désignation	Q'ty Quant	Remarks Remarques
17- 0-1	5681-560-0645-0	PUMP, INJ ASSY Pompe d'injection	1	515600-6451
17- 5	5681-561-1032-0	HOUSING, PUMP ASSY Corps de pompe	1	515611-0320
17-15	5698-121-5115-0	STUD, HOUSING Goujon	3	981215-1150
17-16	5698-123-5017-0	ADAPTER, HOUSING Vis d'alimentation	1	981235-0170
17-18	5641-561-9024-0	BOLT, HOUSING Vis	1	115619-0240
17-19	5641-561-9024-0	BOLT, HOUSING Vis	1	115619-0240
17-20	5641-563-9008-0	GASKET, HOUSING BOLT Joint	1	115639-0080
17-21	5641-563-9008-0	GASKET, HOUSING BOLT Joint	1	115639-0080
17-22	5698-121-3206-0	COVER, HOUSING SIDE Couvercle	1	981213-2060
17-23	5698-121-5330-0	SCREW Vis	2	981215-3300
17-24	5698-121-5180-0	GASKET, SCREW Joint	2	981215-1380
17-25	5698-121-1532-0	GAUGE, LEVEL Jauge	1	981211-5320
17-27	5641-561-9004-0	WASHER, SP Rondelle frein	3	115619-0040
17-28	5641-572-9006-0	NUT Erou	3	115729-0060
17-29	5640-962-3013-0	O-RING Joint torique	1	109623-0130
17-31	5698-123-3104-0	PLUNGER ASSY Corps de clapet	3	981233-1040
17-32	5698-124-3101-0	VALVE, DEL Clapet de refoulement	3	981243-1010
17-34	5698-124-1303-0	SPRING, DEL VALVE Ressort	3	981241-3030
17-35	5698-124-5014-0	GASKET, DEL VALVE Joint	3	981245-0140
17-36	5698-124-1406-0	HOLDER, DEL VALVE Reccord d'injection	3	981241-4060
17-43	5641-562-2001-0	TAPPET ASSY Poussoir	3	115622-0010
17-44	5698-841-0265-0	NUT, TAPPET Erou	3	988410-2650
17-45	5698-122-1220-0	PIN, TAPPET Goupille	3	981221-2200
17-46	5698-122-1209-0	BOLT, TAPPET Vis	3	981221-2090
17-47	5641-562-2003-0	ROLLER, TAPPET Rouleau	3	115622-0030
17-48	5641-562-9001-0	BUSH, TAPPET Cousinet	3	115629-0010
17-49	5698-122-1225-0	GUIDE, TAPPET Doigt de poussoir	3	981221-2250
17-57	5698-123-1404-0	SPRING, PLUNGER Ressort	3	981231-4040
17-58	5698-123-5015-0	SEAT, PLUNGER SP Coupelle superieure	3	981235-0150
17-59	5698-123-5016-0	SEAT, PLUNGER SP Coupelle inferieure	3	981235-0160
17-60	5698-122-5058-0	SLEEVE, PLUNGER CONTROL Manchon	3	981225-0580
17-61	5698-122-5057-0	PINION, CONTROL SLEEVE Pignon de debit	3	981225-0570
17-62	5698-123-5003-0	SCREW, PINION Vis	3	981235-0030
17-66	5698-121-5336-0	RACK, CONTROL Cremailere	1	981215-3360
16-67	5641-563-9003-0	SCREW, CONTROL RACK Vis	1	115639-0030
17-75	5698-122-3106-0	SHAFT, CAM Arbre a cames	1	981223-1060
17-76	5690-009-0233-0	BEARING, BALL Roulement radial	1	900090-2330
17-77	5690-009-0066-0	BEARING, BALL Roulement radial	1	900090-0660



Ref.No. Réf.Nº	Parts No. Pièces Nº.	Description Désignation	Q'ty Quant	Remarks Remarques
17- 82	5698-122-5059-0	RING, CAMSHAFT Anneau	1	981225-0590
17- 83	5698-122-5045-0	RING, SIDE Anneau	1	981225-0450
17- 90	5698-122-5041-0	SEAL, OIL Bague d'étanchéité	1	981225-0410
17- 93	5698-121-3207-0	HOUSING, COVER Couvercle	1	981213-2070
17- 95	5681-561-9053-0	BOLT Vis	4	515619-0530
17-108	5698-132-5301-0	KEY, WOODRUFF Clavette	1	981325-3010
17-111	5698-132-5301-0	BOLT, JOINT Vis	1	909906-3250
17-113	5641-575-9001-0	PACKING Joint	2	115759-0010
17-119	5698-121-5061-0	BREATHER, AIR Clapet a air	1	981215-0610
17-121	5641-563-9008-0	GASKET Joint	1	115639-0080
17-145	5698-121-5146-0	BOLT, JOINT Vis	1	981215-1460
17-146	5698-139-1507-0	EYE, OVER FLOW Trou	1	981391-5070
17-147	5698-139-1703-0	GASKET Joint	1	981391-7030
17-150	5681-572-9002-0	PLUG, TAPPET Bouchon	1	515729-0020
17-151	5698-121-5078-0	PLUG, TAPPET Bouchon	2	981215-0780
17-152	5698-121-5004-0	PLUG, TAPPET Bouchon	2	981215-0040
17-153	5641-563-9009-0	GASKET, PLUG Joint	2	115639-0090
17-162	5690-916-0610-0	WASHER Rondelle	4	909160-6100
17-163	5698-841-0222-0	WASHER, SP Rondelle	4	988410-2220
17-164	5681-563-9002-0	NUT Ecrou	4	515639-0020



**Fig.18 GOVERNOR (MECHANICAL); INJECTION**  
 Regulateur



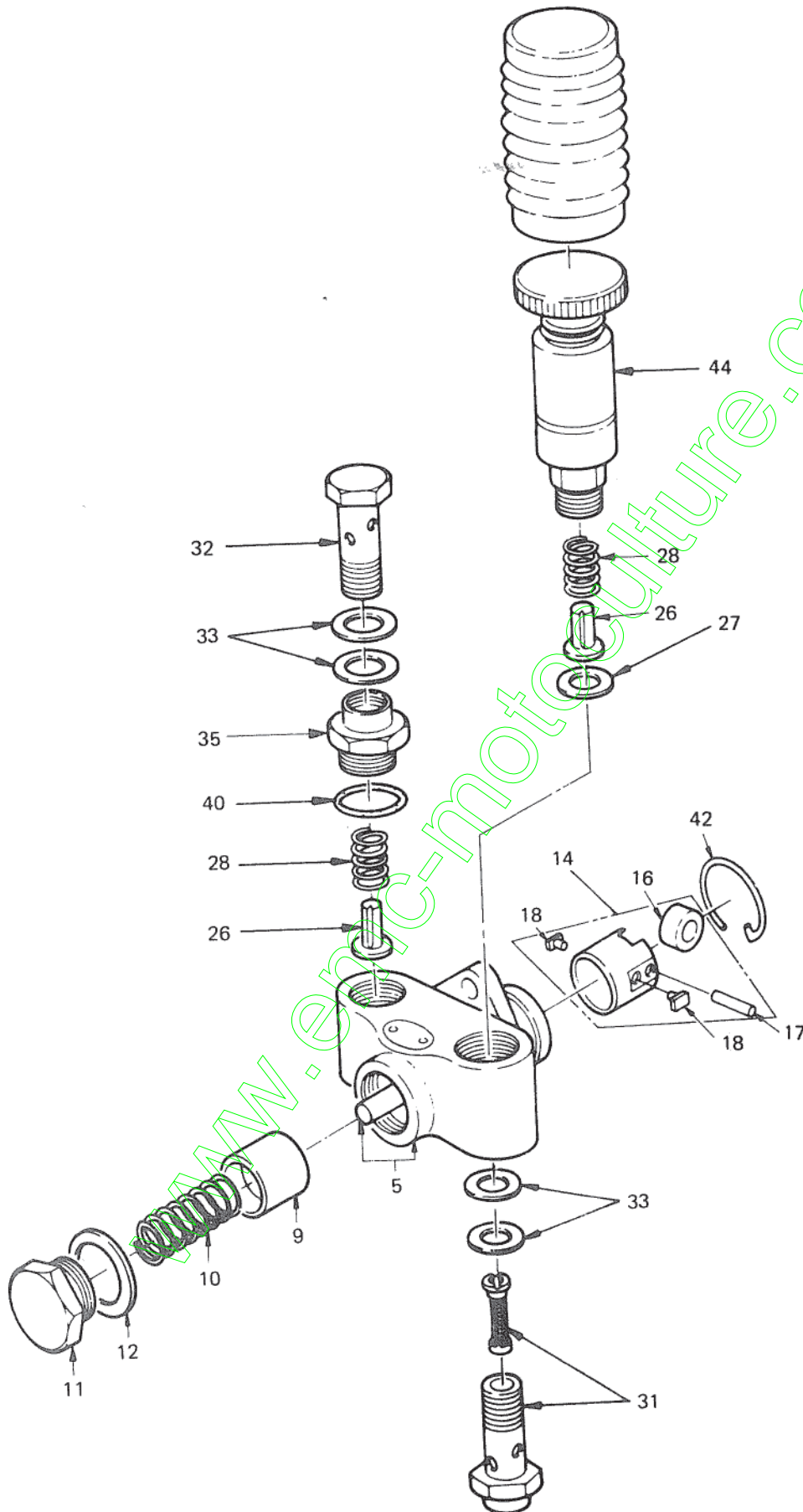
Ref.No. Réf.Nº.	Parts No. Pièces Nº.	Description Désignation	Q'ty Quant	Remarks Remarques
18- 0-1	5681-572-0110-1	GOVERNOR ASSY Regulateur	1	515720-1101
18- 5	5681-572-1007-0	HOUSING, GOVERNOR Cerase	1	515721-0070
18- 7	5698-139-1608-0	PLUG, HOUSING Bouchon	1	981391-6080
18- 8	5698-131-5062-0	GASKET, PLUG Joint	1	981315-0620
18- 9	5698-131-5214-0	BREATHER, AIR Clapet a air	1	981315-2140
18-10	5641-563-9008-0	GASKET, AIR BREATHER Joint	1	115639-0080
18-11	5698-132-6124-0	PLUG, HOUSING Bouchon	1	981326-1240
18-13	5698-131-5065-0	ADAPTER, HOUSING Raccord	1	981315-0650
18-14	5690-190-0818-0	BOLT Vis	1	901900-8180
18-15	5698-132-5397-0	PLATE, HOUSING Plaque	1	981325-3970
18-18	5698-132-5200-0	SCREW Vis	1	981325-2000
18-19	5698-132-5237-0	NUT, LOCK Ecrou	2	981325-2370
18-26	5698-132-5182-0	SCREW Vis	1	981325-1820
18-27	5698-132-6112-0	NUT Ecrou	1	981326-1120
18-30	5681-572-1008-0	COVER, GOVERNOR Couvercle	1	515721-0080
18-36	5698-139-1108-0	SCREW Vis	1	981391-1080
18-40	5698-132-1189-0	COVER Couvercle	1	981321-1890
18-41	5681-572-9113-0	GAUGE, LEVEL Jauge	1	515729-1130
18-42	5698-139-1907-0	O-RING Joint torique	1	981391-9070
18-47	5698-123-5034-0	CAP Bouchon	1	981235-0340
18-50	5698-132-1310-0	FLYWEIGHT ASSY Masselette	1	981321-3100
18-52	5698-132-5301-0	KEY, WOODRUFF Clavette	1	981325-3010
18-54	5698-841-0200-0	NUT, FLYWEIGHT Ecrou	1	988410-2000
18-58	5670-009-0229-0	BEARING, FLYWEIGHT Roulement radial	1	900090-2290
18-63	5698-132-2282-0	SPRING, GOVERNOR Ressort	1	981322-2820
18-64	5698-132-1660-0	SPRING, LINK Ressort	1	981321-6600
18-67	5641-572-3020-0	CAPSULE, SPRING Capsule	1	115723-0200
18-68	5698-139-2040-0	NUT Ecrou	1	981393-2040
18-69	5641-563-9008-0	GASKET, SP CAPSULE Joint	1	115639-0080
18-70	5698-132-5112-0	NUT, CAP Ecrou	1	981325-1120
18-73	5681-572-3614-0	CAPSULE, SPRING Capsule	1	515723-6140
18-74	5690-081-3023-0	NUT, SP CAPSULE Ecrou	1	900813-0230
18-77	5698-132-1721-0	LEVER, SWIVEL Lever	1	981321-7210
18-81	5698-132-1205-0	O-RING Joint torique	2	981321-2050
18-83	5698-132-1220-0	SEAL, OIL Bague d'etancheite	1	981321-2200
18-84	5698-132-5173-0	SHIM Cale	1	981325-1730
18-85	5698-132-5097-0	SHIM Cale	AR	981325-0970
18-86	5698-132-5318-0	PLUG Bouchon	1	981325-3180

Ref.No. Réf.Nº	Parts No. Pièces Nº.	Description Désignation	Q'ty Quant	Remarks Remarques
18- 88	5698-132-5030-0	KEY, WOODRUFF Clevette	1	981325-0300
18- 89	5698-139-1307-0	COLLAR, SWIVEL LEVER Collier	1	981391-3070
18- 90	5698-132-5488-0	WASHER, SWIVEL LEVER Rondelle	AR	981325-4880
18- 94	5698-132-1705-0	LEVER, FLOATING Lever	1	981321-7050
18- 95	5698-132-5181-0	SHIM Cale	2	981325-1810
18- 96	5698-131-5191-0	PIN, SPLIT Goupille fendue	1	981315-1910
18-100	5698-132-1713-0	LINK Chainon	1	981321-7130
18-103	5698-132-5062-0	PIN Coupille	1	981325-0620
18-104	5641-572-5021-0	LEVER, SWIVEL Lever	1	115725-0210
18-115	5698-122-5019-0	SEAL, OIL Bague d'étanchéité	1	981225-0190
18-116	5691-572-9001-0	GASKET Joint	1	915729-0010
18-117	5691-572-9002-0	GASKET Joint	1	915729-0020

www.emc-motoculture.com



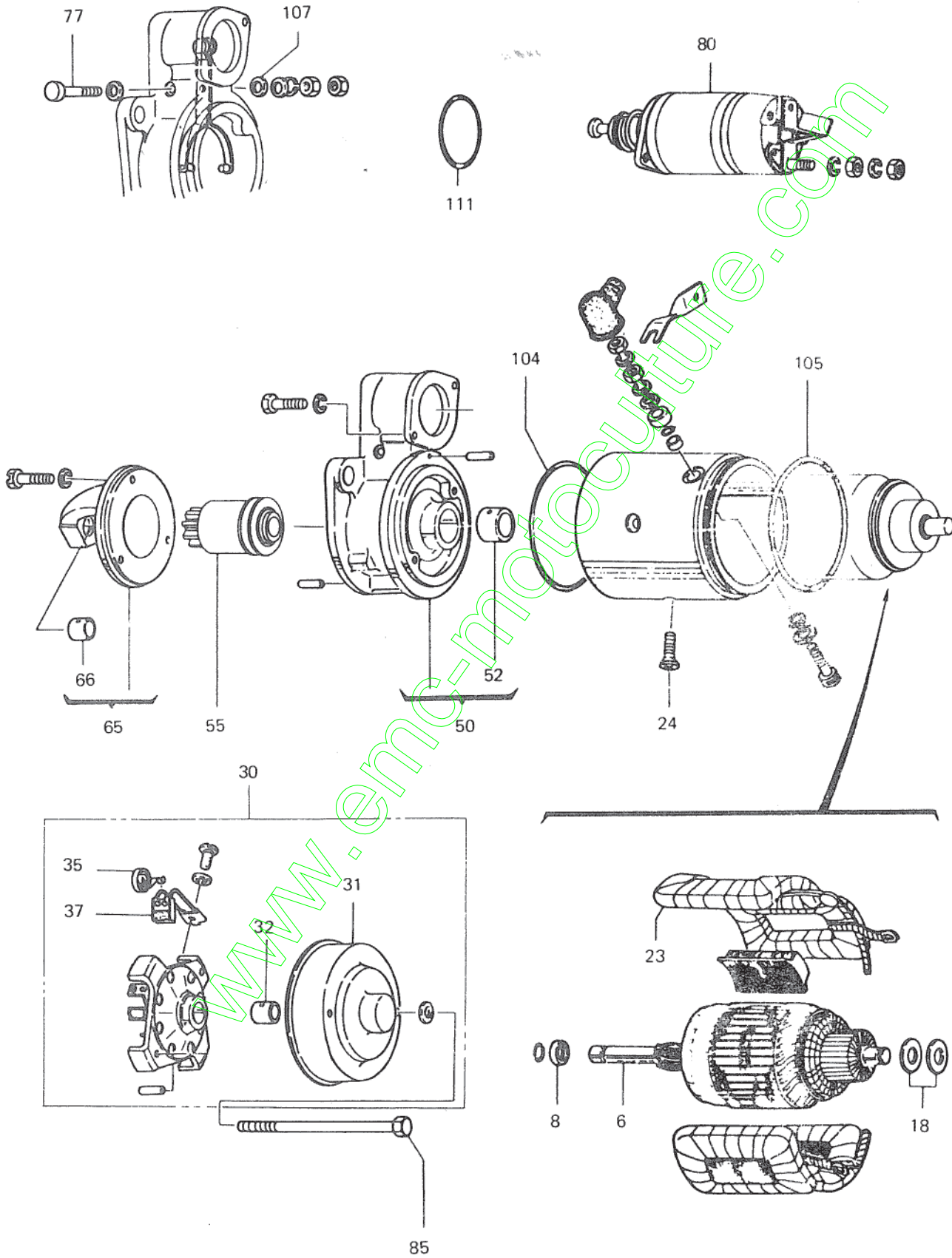
**Fig.19 FEED PUMP; INJECTION PUMP**  
Pompe a main





Ref.No. Réf.Nº	Parts No. Pièces Nº.	Description Désignation	Q'ty Quant	Remarks Remarques
19- 0-1	5681-575-0004-0	PUMP, FEED ASSY Pompe alimentaire	1	515750-0040
19- 5	5681-575-1002-0	HOUSING, FEED PUMP Carasse	1	515751-0020
19- 9	5698-135-1205-0	PISTON Piston	1	981351-2050
19-10	5698-135-1303-0	SPRING, PISTON Ressort	1	981351-3030
19-11	5698-135-5023-0	PLUG, SP PISTON Bouchon	1	981355-0230
19-12	5698-135-5035-0	GASKET, PLUG Joint	1	981355-0350
19-14	5681-575-4001-0	TAPPET ASSY Poussoir	1	515754-0010
19-16	5698-135-1403-0	ROLLER, TAPPET Rouleau	1	981351-4030
19-17	5698-135-1310-0	PIN, TAPPET Goupille	1	981351-4100
19-18	5641-575-9002-0	GUIDE, TAPPET Doigt de poussoir	2	115759-0020
19-26	5698-135-1602-0	VALVE, CHECK Valve	2	981351-6020
19-27	5698-135-5031-0	GASKET, CHECK VALVE Joint	1	981355-0310
19-28	5698-135-1702-0	SPRING, CHECK VALVE Ressort	2	981351-7020
19-31	5698-135-5076-0	BOLT, JOINT Vis	1	981355-0760
19-32	5690-990-6325-0	BOLT, JOINT Vis	1	909906-3250
19-33	5641-575-9001-0	PACKING, JOINT BOLT Joint	4	115759-0010
19-35	5641-575-9003-0	ADAPTER, CHECK VALVE Raccord	1	115759-0030
19-40	5640-962-3016-0	O-RING Joint torique	1	109623-0160
19-42	5698-135-5025-0	RING, SNAP Collet d'axe	1	981355-0250
19-44	5698-135-2104-0	PUMP, PRIMING Pompe	1	981352-1040

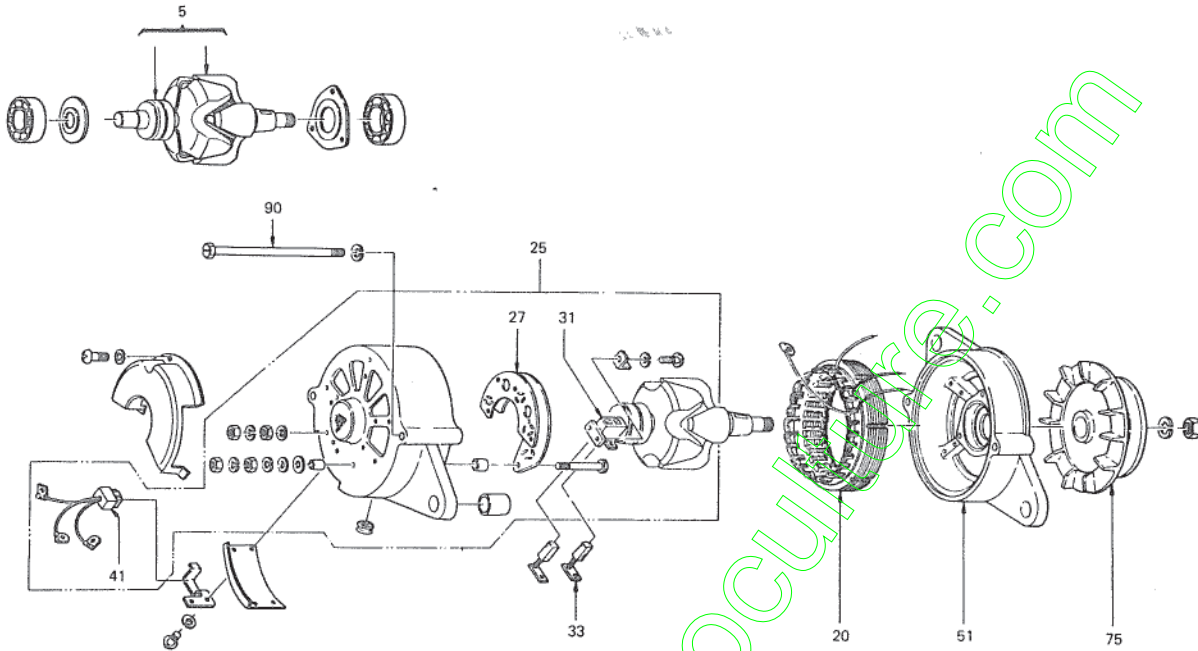
**Fig.20 STARTER**  
Demarreur



Ref.No. Réf.Nº	Parts No. Pièces Nº.	Description Désignation	Q'ty Quant	Remarks Remarques
20- 0-1	5698-210-0608-0	STARTER/12V-1.8KW Demarreur	1	982100-6080
20- 0-1 a	5698-210-0608-1	STARTER/12V-1.8KW Demarreur	1	982100-6081 (B) ENO.536659~
20- 6	5698-212-3104-0	ARMATURE Induit	1	982123-1040
20- 8	5688-112-8026-0	STOPPER, PINION Butee	1	581128-0260
20- 18	5688-112-8028-0	WASHER, ADJ Rondelle	2	581128-0280
20- 23	5698-211-1298-0	COIL, FIELD Inducteur	1	982111-2980
20- 24	5688-112-9024-0	SCREW, SET Vis	4	581129-0240
20- 30	5698-211-6149-0	COVER, R. ASSY Cage du collecteur	1	982116-1490
20- 31	5698-211-3901-0	COVER, R Capot de fermeture	1	982113-9010
20- 32	5698-211-5433-0	METAL, R Collier	1	982115-4330
20- 35	5698-211-1731-0	SPRING, BRUSH Ressort	4	982111-7310
20- 37	5698-211-1654-0	BRUSH Balai	4	982111-6540
20- 50	5698-212-6107-0	BRACKET, CENTER ASSY Cage du bendix	1	982126-1070
20- 52	5698-212-6108-0	METAL, CENTER Collier	1	982126-1080
20- 55	5698-212-3204-0	CLUTCH, PINION ASSY Roue libre a rouleaux	1	982123-2040
20- 65	5698-211-1384-0	CASE, GEAR ASSY Carter	1	982111-3840
20- 66	5698-211-5433-0	METAL, F Collier	1	982115-4330
20- 77	5688-112-9021-0	PIN, SHIFT LEVER Vis	1	581129-0210
20- 80	5698-215-0503-0	SWITCH, MAGNETIC ASSY Contacteur	1	982150-5030
20- 80 a	5698-215-0503-1	SWITCH, MAGNETIC ASSY Contacteur	1	982150-5031 (B) ENO.536659~
20- 85	5698-211-6120-0	BOLT, THROUGH Vis	2	982116-1200
20-104	5698-215-5307-0	PACKING Joint	1	982155-3070
20-105	5698-211-5362-0	O-RING Joint torique	1	982115-3620
20-107	5688-112-9022-0	PACKING Joint	4	581129-0220
20-111	5688-112-9023-0	O-RING Joint torique	1	581129-0230

### Fig.21 GENERATOR (12V-10A)

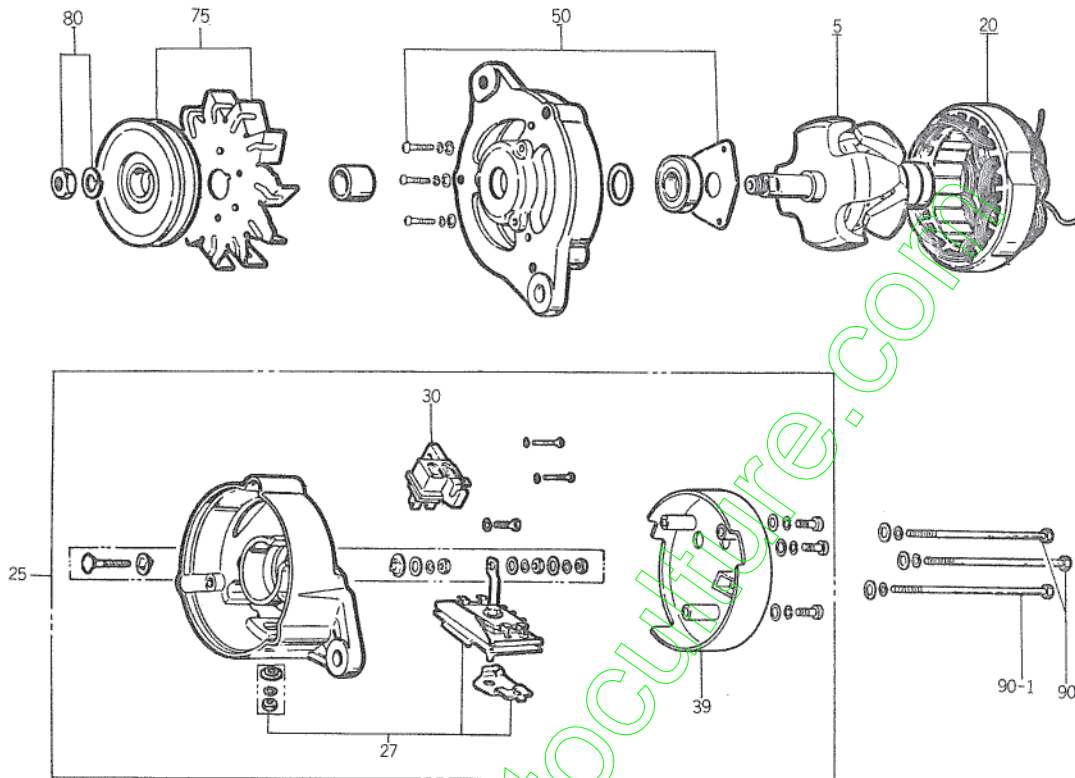
Dynamo



Ref.No. Réf.Nº.	Parts No. Pièces N°.	Description Désignation	Q'ty Quant	Remarks Remarques
21-0-1	5688-120-0273-0	GENERATOR/12V-10A Dynamo	1	581200-2730
21- 5	5698-222-3109-0	ROTOR ASSY Rotor	1	982223-1090
21-20	5698-223-1109-0	STATOR ASSY Stator	1	982231-1090
21-25	5688-111-5012-0	COVER, R. ASSY Flasque av.	1	581115-0120
21-27	5688-121-9005-0	RECTIFIER ASSY Plaque à diodes	1	581219-0050
21-31	5698-221-5926-0	HOLDER, BRUSH Porte balais	1	982215-9260
21-33	5648-121-5005-0	BRUSH Balai	2	181215-0050
21-41	5688-121-9006-0	TERMINAL ASSY Faisceau	1	581219-0060
21-51	5698-223-1307-0	COVER, F. Flasque ar.	1	982231-3070
21-75	5698-223-3208-0	PULLEY ASSY Poulie	1	982233-2080
21-90	5698-223-5069-0	BOLT, THROUGH Vis	2	982235-0600

# Fig.21A GENERATOR(12V-20A)

Dynamo



Ref.No. Réf.Nº.	Parts No. Pièces Nº.	Description Désignation	Q'ty Quant	Remarks Remarques
21A- 0-1	5688-120-0272-0	GENERATOR/12A - 20A Dynamo	1	581200-2720
21A- 5	5688-122-1030-0	ROTOR ASSY Rotor	1	581221-0300
21A-20	5688-121-1024-0	STATOR ASSY Stator	1	581211-0240
21A-25	5688-121-4033-0	COVER, R. ASSY Flasque av.	1	581214-0330
21A-27	5698-223-1619-0	RECTIFIER ASSY Piaque a diodes	1	982231-6190
21A-30	5688-121-5008-0	BRUSH & HOLDER ASSY Balai	1	581215-0080
21A-39	5688-121-8009-0	COVER, RECTIFIER Support de palier	1	581218-0090
21A-50	5698-223-1308-0	COVER, F. ASSY Flasque ar.	1	982231-3080
21A-75	5688-122-2032-0	PULLEY ASSY Poulie	1	581222-0320
21A-80	5698-223-5074-0	NUT, PULLEY ASSY Eerou	1	982235-0740
21A-90	5698-223-5072-0	BOLT, THROUGH Vis	2	982235-0720
21A-90-1	5688-122-9042-0	BOLT, THROUGH Vis	1	581229-0420

[www.emc-motoculture.com](http://www.emc-motoculture.com)

# CHASSIS

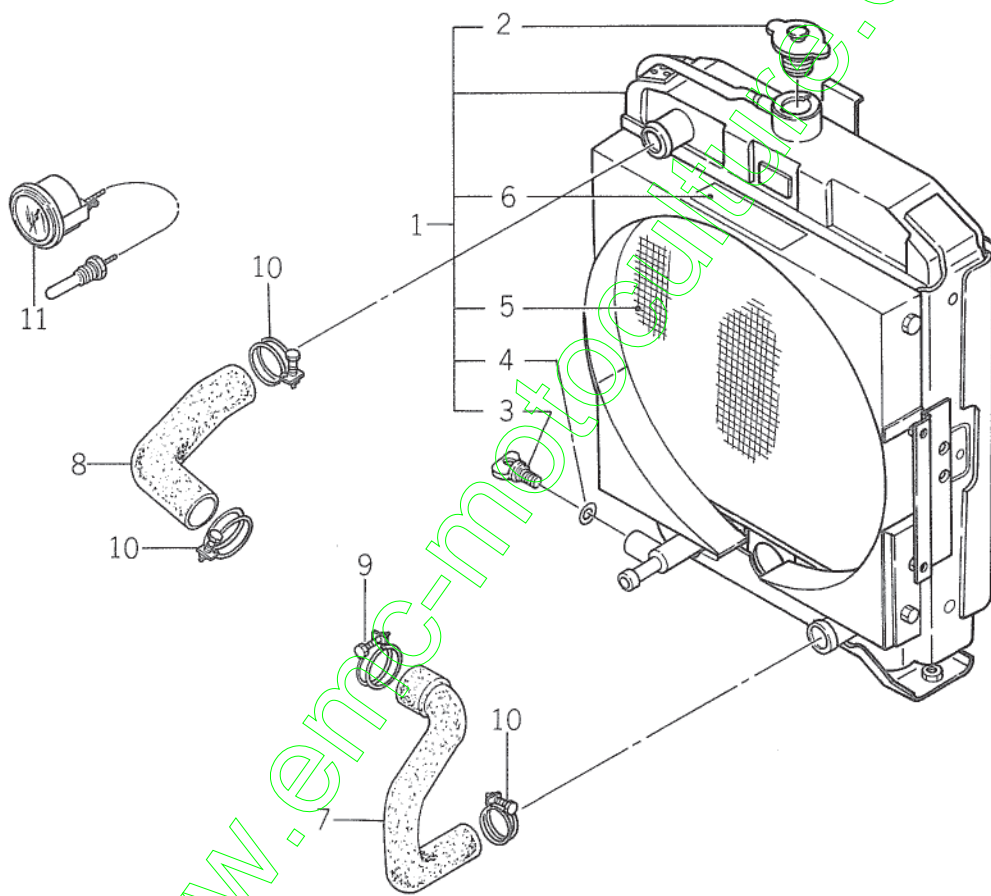
[www.emc-motoculture.com](http://www.emc-motoculture.com)





[www.emc-motoculture.com](http://www.emc-motoculture.com)

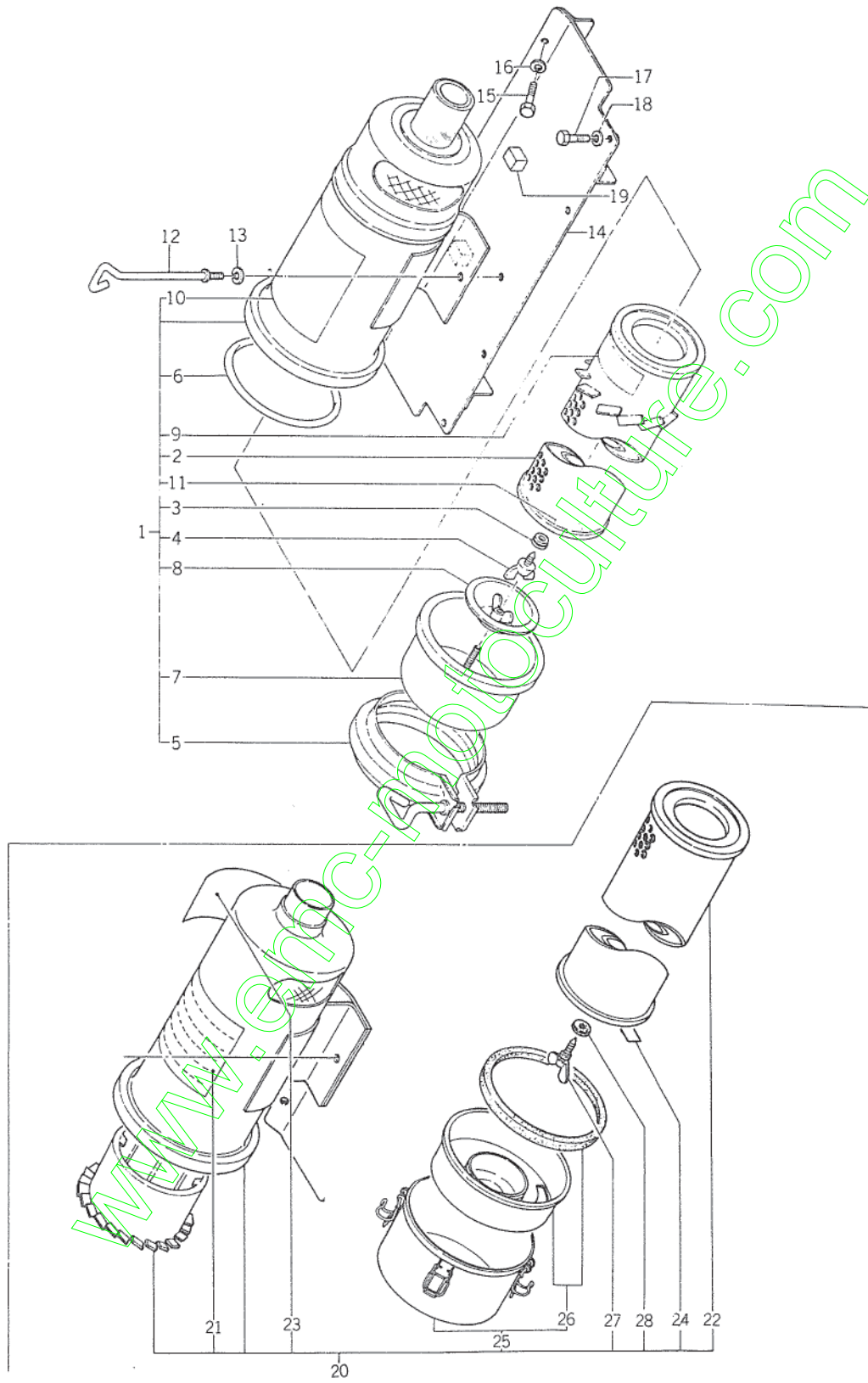
**Fig.22 RADIATOR**  
Radiateur



Ref.No. Réf.No.	Parts No. Pièces No.	Description Désignation	Model & Q'ty Modél & Quant					Remarks Remarques
			S	D	F-U	F-DU	L-F-DU	
22- 1	1431-151-2101-0	RADIATOR ASSY Radiateur complet	1	1	1	1	1	
22- 2	1431-151-2120-0	• CAP Bouchon de radiateur	1	1	1	1	1	
22- 3	1424-101-2030-0	• PLUG Robinet de vidange	1	1	1	1	1	
22- 4	1424-101-2040-0	• PACKING Joint de vidange	1	1	1	1	1	
22- 5	1431-151-2130-0	• NET Filet	1	1	1	1	1	
22- 6	1422-151-2120-0	• PLATE CAUTION Etiquette	1	1	1	1	1	
22- 7	1424-101-0020-0	HOSE, RADIATOR LW Durite d'eau	1	1	1	1	1	
22- 8	1424-101-0030-0	HOSE, RADIATOR UP Durite d'eau	1	1	1	1	1	
22- 9	1424-101-0040-0	CLIP/45 Collier	1	1	1	1	1	
22-10	1424-101-0050-0	CLIP/42 Collier	3	3	3	3	3	
22-11	1423-101-0060-0	THERMOMETER Thermomètre	1	1	1	1	1	
22-11a	1431-152-2500-0	THERMOMETER Thermomètre	1	1	1	1	1	Ⓢ { S #002541 ~ D #101309 ~ F #004499 ~

# Fig.23 INTAKE SYSTEM

Filtre a air

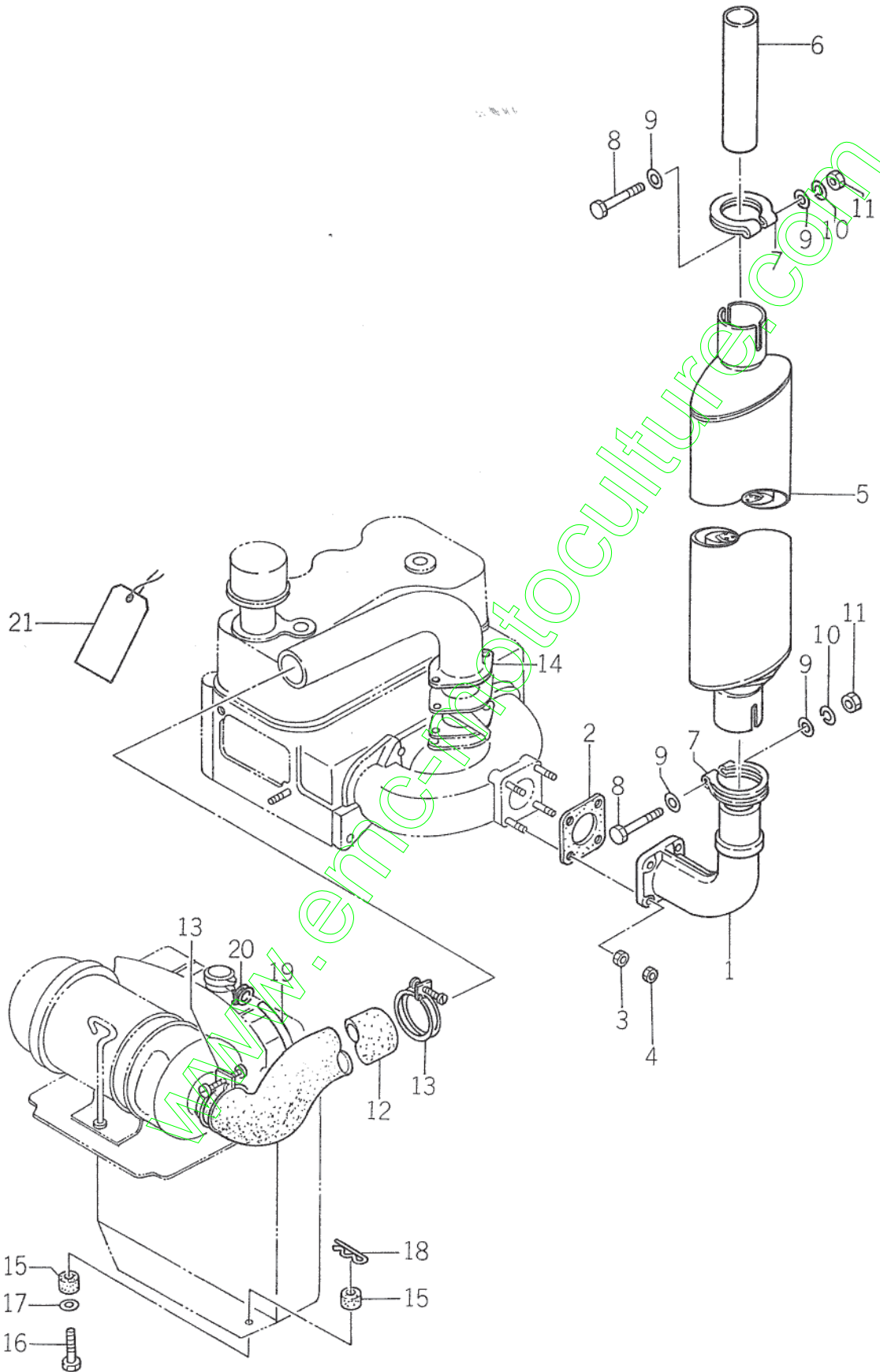


Ref.No. Réf.Nº	Parts No. Pièces Nº	Description Désignation	Model & Q'ty Modél & Quant					Remarks Remarques									
			S	D	F	U	F		D	U	L	F	D	U			
23- 1	1431-151-2300-0	CLEANER, AIR ASSY Filtre a air	1	1	1	1	1										
23- 2	1431-151-2500-0	• ELEMENT ASSY/PAPER Cantouche	1	1	1	1	1	1									
23- 3	1416-101-0110-0	• PACKING ASSY Joint	1	1	1	1	1	1									
23- 4	1423-101-0040-0	• BOLT, WING/M10 Vis a oreilles	1	1	1	1	1	1									
23- 5	1416-101-0070-0	• BAND ASSY Bande	1	1	1	1	1	1									
23- 6	1416-101-0140-0	• O-RING Joint torique	1	1	1	1	1	1									
23- 7	1416-101-0120-0	• PAN, DUST ASSY Casserole	1	1	1	1	1	1									
23- 8	1416-101-0130-0	• DIVIDER ASSY Diviseur	1	1	1	1	1	1									
23- 9	1422-152-2310-0	• PAPER, CAUTION (A) Etiquette A	1	1	1	1	1	1									
23-10	1422-152-2210-0	• PAPER, CAUTION (B) Etiquette B	1	1	1	1	1	1									
23-11	1422-152-2320-0	• PAPER, CAUTION (C) Etiquette C	1	1	1	1	1	1									
23-12	1421-101-0130-0	BOLT, WING Vis a oreilles	1	1	1	1	1	1									
23-13	V401-160-0080-0	WASHER, SP/M8 Rondelle frein	1	1	1	1	1	1									
23-14	1423-602-4001-0	BRACKET Support	1	1	1	1	1	1									
23-15	V201-260-8020-0	BOLT/M8 X 20 Vis	2	2	2	2	2	2									
23-16	V401-160-0080-0	WASHER, SP/M8 Rondelle frein	2	2	2	2	2	2									
23-17	V201-260-8020-0	BOLT/M8 X 20 Vis	4	4	4	4	4	4									
23-18	V401-160-0080-0	WASHER, SP/M8 Rondelle frein	4	4	4	4	4	4									
23-19	1421-602-0080-0	CUSHION, C/RUBBER Silenrbloc	2	2	2	2	2	2									
23-20	1431-151-2600-0	CLEANER, AIR ASSY	1	1	1	1	1	1									
23-21	1422-152-2210-0	• PAPER, CAUTION B	1	1	1	1	1	1									
23-22	1431-151-2800-0	• ELEMENT ASSY/PAPER	1	1	1	1	1	1									
23-23	1422-152-2310-0	• PAPER, CAUTION A	1	1	1	1	1	1									
23-24	1422-152-2320-0	• PAPER, CAUTION C	1	1	1	1	1	1									
23-25	1431-151-2900-0	• PAN, DUST ASSY	1	1	1	1	1	1									
23-26	1431-151-3000-0	• DIVIDER ASSY	1	1	1	1	1	1									
23-27	1423-101-0040-0	• BOLT, WING ASSY	1	1	1	1	1	1									
23-28	1416-101-0110-0	• PACKING ASSY	1	1	1	1	1	1									

Ⓒ D #002731~  
F #005655~

# Fig.24 EXHAUST AND INTAKE SYSTEM

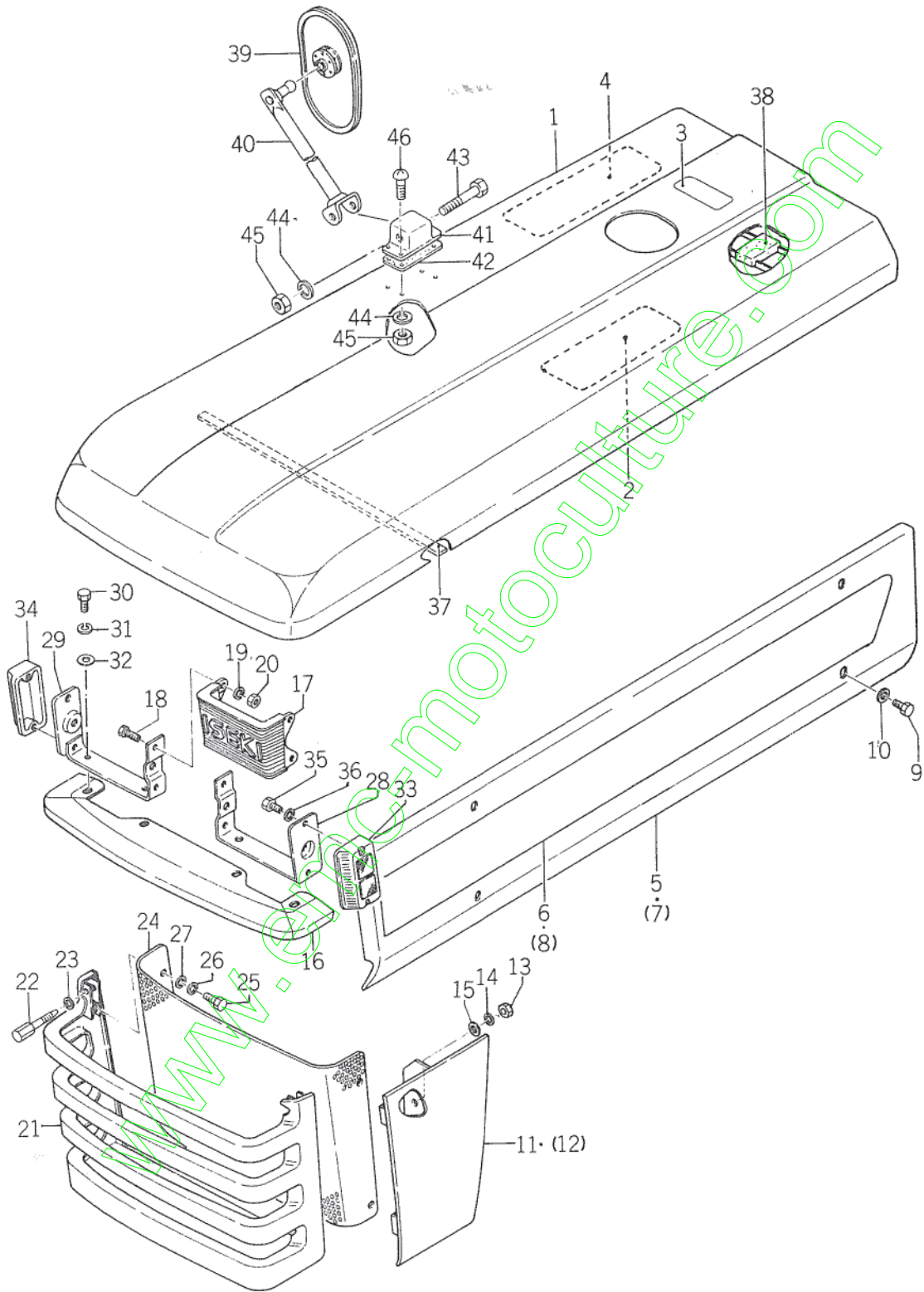
Silencieux et tuyau d'échappement





Ref.No. Réf.Nº.	Parts No. Pièces Nº.	Description Désignation	Model & Q'ty Modél & Quant					Remarks Remarques
			S	D	F-U	F-DU	L-FDU	
24- 1	1425-101-0010-0	PIPE, EXH. Pipe d'échappement	1	1	1	1	1	
24- 2	1415-101-0180-0	GASKET Joint	1	1	1	1	1	
24- 3	V303-260-0080-0	NUT/M8 Erou	4	4	4	4	4	
24- 4	V305-260-0080-0	NUT/M8 Erou	4	4	4	4	4	
24- 5	1431-151-2200-0	MUFFLER Silencieux	1	1	1	1	1	
24- 6	1421-101-0030-0	PIPE, TAILL Tube d'échappement	1	1	1	1	1	
24- 7	1431-101-0020-0	CLAMP, MUFFLER Attache	2	2	2	2	2	
24- 8	V201-261-0070-0	BOLT/M10 X 70 Vis	2	2	2	2	2	
24- 9	V413-160-0100-0	WASHER/M10 Rondelle	4	4	4	4	4	
24-10	V401-160-0100-0	WASHER, SP/M10 Rondelle frein	2	2	2	2	2	
24-11	V300-260-0100-0	NUT/M10 Erou	2	2	2	2	2	
24-12	1423-101-0030-0	PIPE/RUBBER Durit	1	1	1	1	1	
24-13	1415-101-0400-0	CLIP, C Collier	2	2	2	2	2	
24-14	1425-101-1000-0	PIPE, INLET Pipe d'admission	1	1	1	1	1	
24-15	1415-101-0100-0	CUSHION, RADAIA TOR Silentbloc	4	4	4	4	4	
24-16	1421-101-0010-0	BOLT/M10 X 42 Vis	2	2	2	2	2	
24-17	V413-160-0120-0	WASHER/M12 Rondelle	2	2	2	2	2	
24-18	1305-241-0010-0	PIN, HAIR Attache beta	2	2	2	2	2	
24-19	1425-101-0020-0	HOSE, DRAIN Conduit expansion	1	1	1	1	1	
24-20	1417-102-0050-0	BAND, HOSE Collier	2	2	2	2	2	
24-21	1427-932-0030-0	TAG, CAUTION Etiquette	1	1	1	1	1	

**Fig.25 BONNET**  
Carenage



Ref.No. Réf.No.	Parts No. Pièces No.	Description Désignation	Model & Q'ty Modél & Quant					Remarks Remarques
			S	D	F-U	F-DU	LFDU	
25- 1	1425-601-1000-1	BONNET Capot du moteur	1	1	1	1	1	
25- 2	1431-938-0011-0	MARK, OIL Etiquette	1	1	1	1	1	English
25- 2a	1431-938-0012-0	MARK, OIL Etiquette	1	1	1	1	1	ⓑ English
25- 2-1	1431-935-0010-0	MARK, OIL Etiquette	1	1	1	1	1	★ French
25- 2-1a	1431-935-0011-0	MARK, OIL Etiquette	1	1	1	1	1	ⓑ ★ French
25- 3	1427-937-0130-0	MARK, FUEL Etiquette	1	1	1	1	1	English
25- 3a	1427-941-0160-0	MARK, FUEL Etiquette	1	1	1	1	1	ⓑ English
25- 3-1	1427-934-0130-0	MARK, FUEL Etiquette	1	1	1	1	1	★ French
25- 4	1431-938-0020-0	MARK, WIRING Etiquette	1	1	1	1	1	English
25- 4a	1431-938-0021-0	MARK, WIRING Etiquette	1	1	1	1	1	English
25- 4b	1431-938-0022-0	MARK, WIRING Etiquette	1	1	1	1	1	ⓑ English { D #001177~ F #003470~
25- 4-1	1431-935-0020-0	MARK, WIRING Etiquette	1	1	1	1	1	★ French
25- 4-1a	1431-935-0021-0	MARK, WIRING Etiquette	1	1	1	1	1	★ French
25- 4-1b	1431-935-0022-0	MARK, WIRING Etiquette	1	1	1	1	1	ⓑ ★ French { D #001177~ F #003470~
25- 5	1425-601-0010-0	SIDE, BONNET LH Plaque	1	1	1	1	1	
25- 6	1431-903-0031-0	MARK, SIDE LH Plaque laterate G	1	1	1	1	1	
25- 6-1	1431-938-0070-0	MARK, SIDE LH Plaque laterate G.	1	1	1	1	1	for E61
25- 7	1425-601-0020-0	SIDE, BONNET RH Plaque	1	1	1	1	1	
25- 8	1431-903-0041-0	MARK, SIDE RH Plaque laterate D.	1	1	1	1	1	
25- 8-1	1431-938-0080-0	MARK, SIDE RH Plaque laterate D.	1	1	1	1	1	for E61
25- 9	1421-601-0030-0	BOLT, SET Vis	8	8	8	8	8	
25-10	V413-150-0080-0	WASHER/M8 Rondelle	8	8	8	8	8	
25-11	1423-601-2000-0	PLATE, SIDE LH Joue G.	1	1	1	1	1	
25-12	1423-601-3000-0	PLATE, SIDE RH Joue D.	1	1	1	1	1	
25-13	V300-260-0080-0	NUT/M8 Erou	4	4	4	4	4	
25-14	V401-160-0080-0	WASHER, SP/M8 Rondelle frein	4	4	4	4	4	
25-15	1326-616-0010-0	WASHER Rondelle	1	1	1	1	1	
25-16	1423-601-0030-0	MASK, F. Traverse av.	1	1	1	1	1	
25-17	1423-901-0030-0	MARK, F. Etiquette	1	1	1	1	1	
25-18	V200-260-8016-0	BOLT/M6 x 16 Vis	4	4	4	4	4	
25-19	V401-160-0060-0	WASHER, SP/M6 Rondelle frein	4	4	4	4	4	
25-20	V300-260-0060-0	NUT/M6 Erou	4	4	4	4	4	
25-21	1431-651-2001-0	GRILLE Calandre	1	1	1	1	1	
25-22	1423-601-0050-0	BOLT, GRILLE SET Vis	4	4	4	4	4	
25-23	V401-160-0080-0	WASHER, SP/M8 Rondelle frein	4	4	4	4	4	
25-24	1423-601-0040-0	NET Filet	1	1	1	1	1	
25-25	V201-260-8016-0	BOLT/M8 x 16 Vis	5	5	5	5	5	
25-26	V401-160-0080-0	WASHER, SP/M8 Rondelle frein	5	5	5	5	5	

Ref.No. Réf.Nº.	Parts No. Pièces Nº.	Description Désignation	Model & Q'ty Modél & Quant					Remarks Remarques
			S	D	F.U	F.DU	L.FDU	
25-27	V413-160-0080-0	WASHER/M8 Rondelle	4	4	4	4	4	
25-28	1421-601-0110-0	STAY, LIGHT LH Appui G.	1	1	1	1	1	
25-28a	1421-601-0111-0	STAY, LIGHT LH Appui G.	1	1	1	1	1	ⓑ
25-29	1421-601-0120-0	STAY, LIGHT RH Appui D.	1	1	1	1	1	
25-29a	1421-601-0121-0	STAY, LIGHT RH Appui D.	1	1	1	1	1	ⓑ
25-30	V201-260-8020-0	BOLT/M8 X 20 Bolt	4	4	4	4	4	
25-31	V401-160-0080-0	WASHER, SP/M8 Rondelle frein	4	4	4	4	4	
25-32	V413-160-0080-0	WASHER/M8 Rondelle	4	4	4	4	4	
25-33	1421-601-0080-0	MARKER, SIDE LH Etiquette	1	1	1	1	1	
25-34	1421-601-0090-0	MARKER, SIDE RH Etiquette	1	1	1	1	1	
25-35	V200-260-6012-0	BOLT/M6 X 12 Vis	4	4	4	4	4	
25-36	V401-160-0060-0	WASHER, SP/M6 Rondelle frein	4	4	4	4	4	
25-37	1423-601-0060-0	SEAL Joint	1	1	1	1	1	
25-38	1423-601-0080-0	RUBBER, TENSION B Joint	3	3	3	3	3	
25-39	1421-621-2100-0	MIRROR, R. VIEW ASSY Retroviseur	1	1	1	1	1	
25-40	1421-621-2200-0	STAY, MIRROR Appui	1	1	1	1	1	
25-41	1421-621-0390-0	BRACKET, MIRROR Support	1	1	1	1	1	
25-42	1421-621-0410-0	PACKING Joint	1	1	1	1	1	
25-43	V201-261-0050-0	BOLT/M10 X 50 Vis	1	1	1	1	1	
25-44	V401-160-0100-0	WASHER, SP/M10 Rondelle frein	1	1	1	1	1	
25-45	V300-260-0100-0	NUT/M10 Ecrou	1	1	1	1	1	
25-46	V111-166-0016-0	SCREW/M6 X 16 Vis	4	4	4	4	4	
25-47	V401-160-0060-0	WASHER, SP/M6 Rondelle frein	4	4	4	4	4	
25-48	V300-260-0060-0	NUT/M6 Ecrou	4	4	4	4	4	

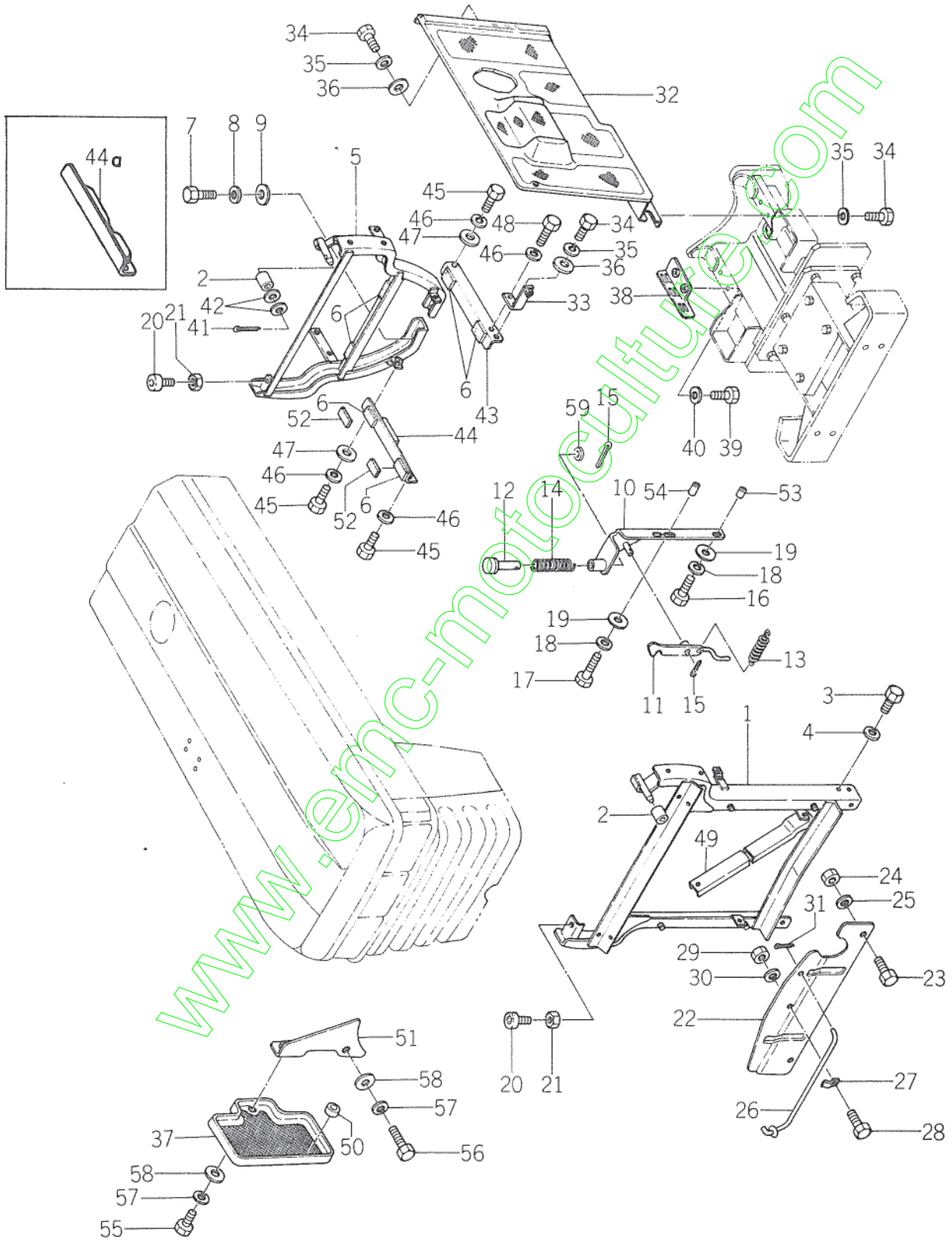
SERVICE MEMO

Lined area for writing the service memo, consisting of multiple horizontal dashed lines.

[www.emc-motoculture.com](http://www.emc-motoculture.com)

# Fig.26 FRAME AND FAN COVER

Chassis





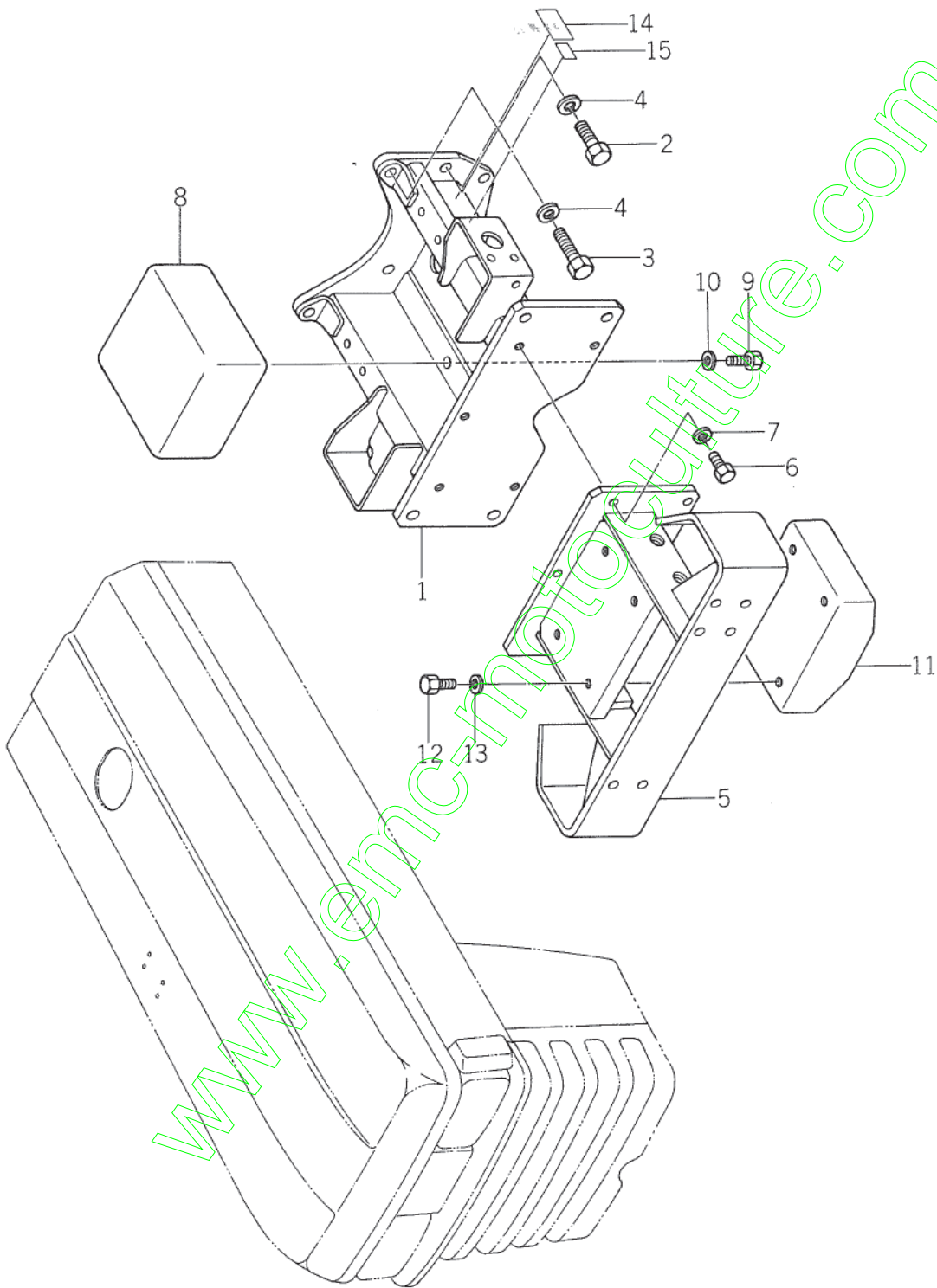
Ref.No. Réf.No.	Parts No. Pièces No.	Description Désignation	Model & Q'ty Modél & Quant					Remarks Remarques
			S	D	F-U	F-DU	L-F-DU	
26- 1	1431-656-2001-0	FRAME, F. Chassis av.	1	1	1	1	1	
26- 2	1421-602-0010-0	BUSH Cousinnet	2	2	2	2	2	
26- 3	V201-260-8016-0	BOLT/M8 X 16 Vis	6	6	6	6	6	
26- 4	V401-160-0080-0	WASHER, SP/M8 Rondelle frein	6	6	6	6	6	
26- 5	1431-656-2100-0	FRAME, R. Chassis ar.	1	1	1	1	1	
26- 6	3746-261-2050-0	CUSHION, B/RUBBER Tampon	6	6	6	6	6	
26- 7	V201-460-8016-0	BOLT/M8 X 16 Vis	4	4	4	4	4	
26- 8	V401-160-0080-0	WASHER, SP/M8 Rondelle frein	4	4	4	4	4	
26- 9	V413-160-0080-0	WASHER/M8 Rondelle	4	4	4	4	4	
26-10	1426-602-1000-0	STAY, CATCHER Appui	1	1	1	1	1	
26-11	1421-602-4001-0	HOOK Crocket	1	1	1	1	1	
26-12	1421-602-0110-0	SUPPORT, SPRING Support	1	1	1	1	1	
26-13	1421-602-0030-0	SPRING, TENSION/65 Ressort	1	1	1	1	1	
26-14	1421-602-0040-0	SPRING, PRESS/85 Ressort	1	1	1	1	1	
26-15	V500-152-5015-0	PIN, SPLIT/2.5 X 15 Goupille fendue	2	2	2	2	2	
26-16	V201-260-8030-0	BOLT/M8 X 30 Vis	1	1	1	1	1	
26-17	V201-260-8035-0	BOLT/M8 X 35 Vis	1	1	1	1	1	
26-18	V401-160-0080-0	WASHER, SP/M8 Rondelle frein	2	2	2	2	2	
26-19	V413-160-0080-0	WASHER/M8 Rondelle	2	2	2	2	2	
26-20	1421-602-0050-0	CUSHION, B/RUBBER Cale B	2	2	2	2	2	
26-20a	1421-602-0051-0	CUSHION, B/RUBBER Cale B	2	2	2	2	2	ⓑ
26-21	V302-260-0080-0	NUT/M8 Erou	2	2	2	2	2	
26-22	1423-602-0010-0	PLATE SEAL Plaque	1	1	1	1	1	
26-23	V201-260-8016-0	BOLT/M8 X 16 Vis	2	2	2	2	2	
26-24	V300-260-0080-0	NUT/M8 Erou	2	2	2	2	2	
26-25	V401-160-0080-0	WASHER, SP/M8 Rondelle frein	2	2	2	2	2	
26-26	1421-602-8000-0	STOPPER, BONNET Arret	1	1	1	1	1	
26-27	1421-602-0070-0	SPRING, ROD Ressort	1	1	1	1	1	
26-28	V201-260-6012-0	BOLT/M6 X 12 Vis	1	1	1	1	1	
26-29	V300-260-0060-0	NUT/M6 Erou	1	1	1	1	1	
26-30	V401-160-0060-0	WASHER, SP/M6 Rondelle frein	1	1	1	1	1	
26-31	V500-152-0018-0	PIN, SPLIT/2 X 18 Goupille fendue	1	1	1	1	1	
26-32	1431-604-2000-0	COVER, FAN Couvercle	1	1	1	1	1	
26-32a	1431-604-2001-0	COVER, FAN Couvercle	1	1	1	1	1	ⓑ
26-33	1431-604-2200-0	STAY, COVER Bride	1	1	1	1	1	
26-34	V201-260-8016-0	BOLT/M8 X 16 Vis	4	4	4	4	4	
26-35	V401-160-0080-0	WASHER, SP/M8 Rondelle frein	4	4	4	4	4	
26-36	V413-160-0080-0	WASHER/M8 Rondelle	2	2	2	2	2	



Ref.No. Réf.Nº	Parts No. Pièces Nº	Description Désignation	Model & Q'ty Modél & Quant					Remarks Remarques
			S	D	F-U	F-DU	LFDU	
26-37	1425-604-2001-0	COVER, FAN B Couvercle B	1	1	1	1	1	
26-38	1424-604-4001-0	COVER, FAN D Couvercle D	1	1	1	1	1	
26-39	V201-260-8016-0	BOLT/M8 X 16 Vis	2	2	2	2	2	
26-40	V401-160-0080-0	WASHER, SP/M8 Rondelle frein	2	2	2	2	2	
26-41	V500-152-5015-0	PIN, SPLIT/2.5 X 15 Goupille fendue	1	1	1	1	1	
26-42	V413-160-0080-0	WASHER/M8 Rondelle	2	2	2	2	2	
26-43	1424-111-1000-0	BASE, TANK LH Assiette de reservoir G.	1	1	1	1		
26-43a	1424-111-1001-0	BASE, TANK LH Assiette de reservoir G.	1	1	1	1	1	Ⓟ D #101098 F #003180
26-44	1424-111-2000-0	BASE, TANK RH Assiette de reservoir D.	1	1	1	1		
26-44a	1424-111-2001-0	BASE, TANK RH Assiette de reservoir D.	1	1	1	1	1	Ⓟ D #101098 F #003180
26-45	V201-260-8016-0	BOLT/M8 X 16 Vis	3	3	3	3	3	
26-46	V401-160-0080-0	WASHER, SP/M8 Rondelle frein	4	4	4	4	4	
26-47	V413-160-0080-0	WASHER/M8 Rondelle	2	2	2	2	2	
26-48	V201-260-8020-0	BOLT/M8 X 20 Vis	1	1	1	1	1	
26-49	1421-602-7000-0	STAY, BRACKET Appui	2	2	2	2	2	
26-50	1424-604-0010-0	COLLAR/9 X 14 X 8 Collier	1	1	1	1	1	
26-51	1425-604-2100-0	STAY, COVER Bride	1	1	1	1	1	
26-52	1421-602-0090-0	CUSHION, TANK/RUBBER Cale	2	2	2	2	2	For adjust
26-53	1425-602-2020-0	COLLAR/9 X 14 X 12 Collier	1	1	1	1	1	
26-54	1425-602-2030-0	COLLAR/9 X 14 X 16 Collier	1	1	1	1	1	
26-55	V201-260-8016-0	BOLT/M8 X 16 Vis	2	2	2	2	2	
26-56	V201-260-8025-0	BOLT/M8 X 25 Vis	1	1	1	1	1	
26-57	V401-160-0080-0	WASHER, SP/M8 Rondelle frein	3	3	3	3	3	
26-58	V413-160-0080-0	WASHER/M8 Rondelle	3	3	3	3	3	
26-59	V413-160-0100-0	WASHER/M10	1	1	1	1	1	



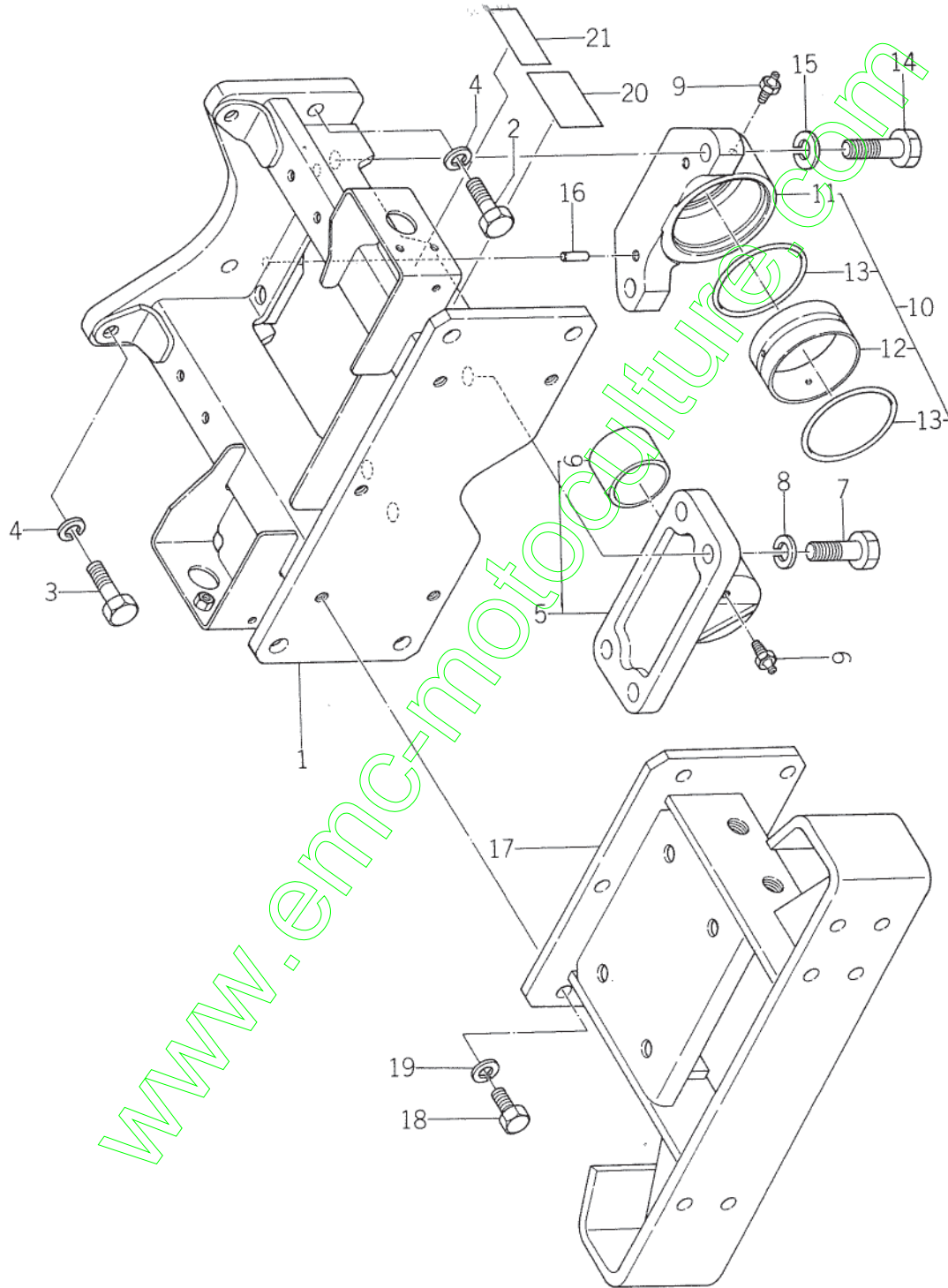
**Fig.27 AXLE BRACKET AND BALANCE WEIGHT (S, D TYPE)**  
Support d'essieu



Ref.No. Réf.Nº.	Parts No. Pièces Nº.	Description Désignation	Model & Q'ty Modél & Quant					Remarks Remarques
			S	D	F-U	EDU	LF-DU	
27- 1	1431-451-2000-0	BRACKET, AXLE Chassis av.	1	1				
27- 2	V201-461-4040-0	BOLT/M14 X 40 Vis	4	4				
27- 3	V201-461-4045-0	BOLT/M14 X 45 Vis	2	2				
27- 4	V401-160-0140-0	WASHER, SP/M14 Rondelle frein	6	6				
27- 5	1431-451-2200-0	HITCH, F. Support av.	1	1				
27- 6	V201-261-2025-0	BOLT/M12 X 25 Vis	5	5				
27- 7	V401-160-0120-0	WASHER, SP/M12 Rondelle frein	5	5				
27- 8	1417-401-0010-0	WEIGHT, BALANCE Contrepoids	1	1				
27- 9	V201-261-0020-0	BOLT/M10 X 20 Vis	4	4				★ } Option for S-type
27-10	V401-160-0100-0	WASHER, SP/M10 Rondelle frein	4	4				★ }
27-11	1415-401-0050-0	WEIGHT, BALANCE B Contrepoids B.	1	1				
27-12	V201-261-0020-0	BOLT/M10 X 20 Vis	4	4				
27-13	V401-160-0100-0	WASHER, SP/M10 Rondelle frein	4	4				
27-14	1431-947-0030-0	MARK, MODEL Etiquette	1	1				
27-15	1427-932-0140-0	MARK, TYPE/E41 Etiquette	1	1				E41
27-15-1	1427-932-0160-0	MARK, TYPE/E43 Etiquette	1	1				E43
27-15-2	1431-948-0010-0	MARK, TYPE/E61	1	1				E61

www.emc-motoculture.com

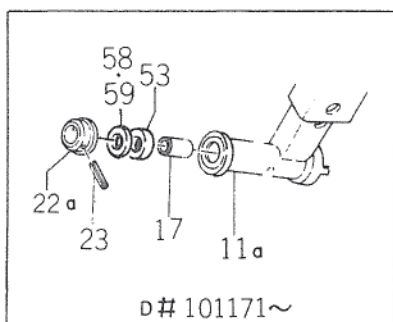
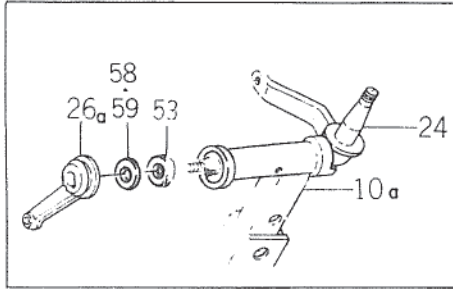
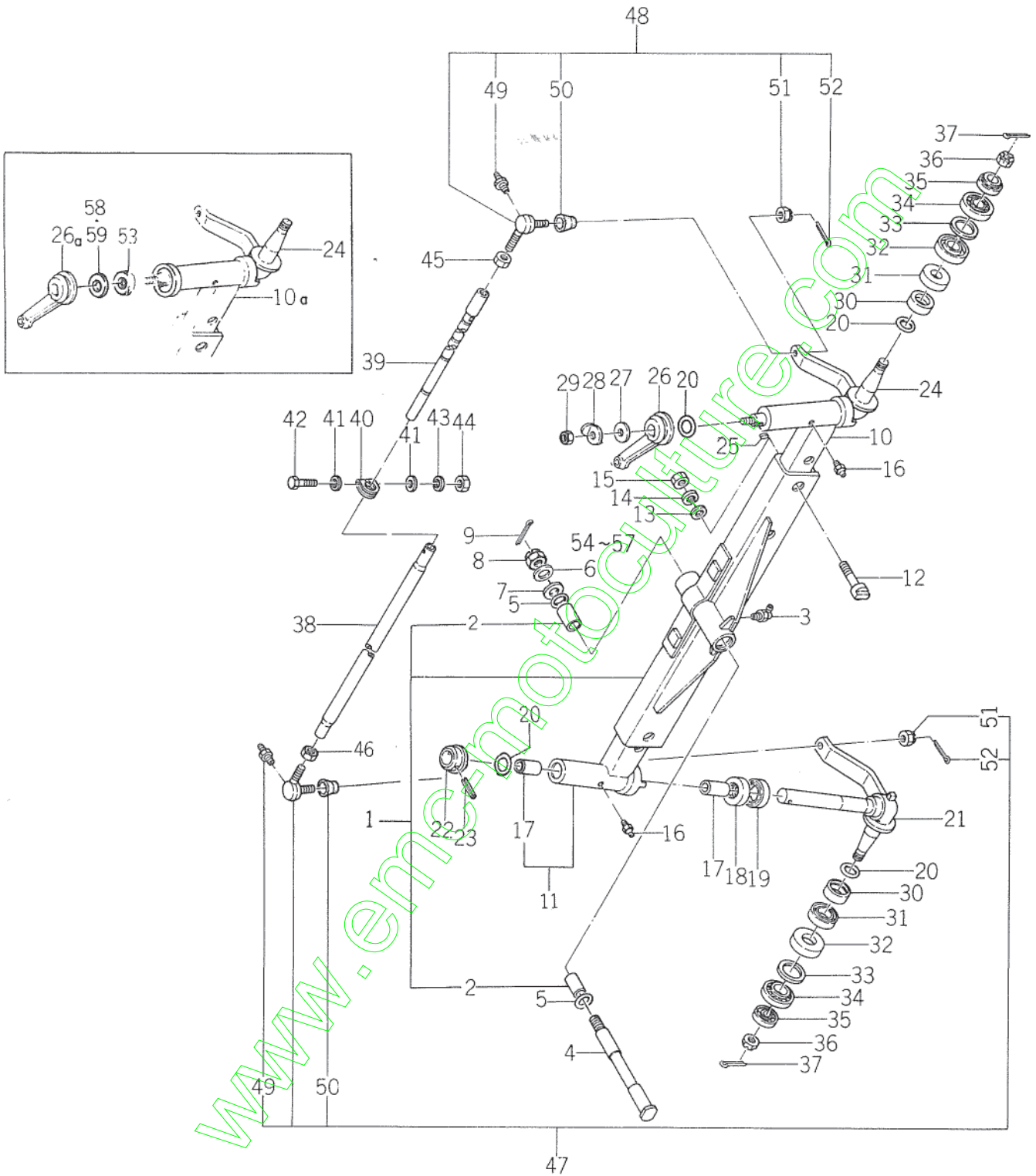
**Fig.28 AXLE BRACKET AND BALANCE WEIGHT (F-U, F-DU, LF-DU TYPE)**  
Support d'essieu



Ref.No. Réf.Nº.	Parts No. Pièces Nº.	Description Désignation	Model & Q'ty Modél & Quant						Remarks Remarques
			S	D	F-U	F-DU	LFDU	LDU	
28- 1	1431-455-2000-0	BRACKET, AXLE Chassis av.			1	1	1		
28- 2	V201-461-4040-0	BOLT/M14 x 40 Vis			4	4	4		
28- 3	V201-461-4045-0	BOLT/M14 x 45 Vis			2	2	2		
28- 4	V401-160-0140-0	WASHER, SP/M14 Rondelle frein			6	6	6		
28- 5	1425-436-2300-0	METAL, PIVOT F SET Pivot ar.			1	1	1		
28- 5a	1425-436-2301-0	METAL, PIVOT F SET Pivot ar.			1	1	1	ⓑ #005643~	
28- 6	1425-436-0020-0	BUSH/50 x 55 x 40 Coussinet			1	1	1		
28- 6a	1425-436-0021-0	BUSH/50 x 55 x 40 Coussinet			1	1	1	ⓑ #00564, 3~	
28- 7	V201-261-6045-0	BOLT/M16 x 45 Vis			4	4	4		
28- 8	V401-160-0160-0	WASHER, SP/M16 Rondelle frein			4	4	4		
28- 9	V761-400-0000-0	NIPPLE, GREASE Graisseur			2	2	2		
28-10	1425-436-2200-0	METAL, PIVOT R ASSY Pivot ar. complete			1	1	1		
28-10a	1425-436-2201-0	METAL, PIVOT R ASSY Pivot ar. complete			1	1	1	ⓑ #005643~	
28-11		• METAL, PIVOT R. Pivot ar			1	1	1	△	
28-12	1425-436-2220-0	• BUSH/80 x 85 x 36 Coussinet			1	1	1		
28-12a	1425-436-2221-0	• BUSH/80 x 85 x 36 Coussinet			1	1	1	ⓑ #005643~	
28-13	V720-105-7080-0	• O-RING/P80 Joint lortque			2	2	2		
28-14	V401-561-6050-0	BOLT/M16 x 50 9T Vis			2	2	2		
28-15	V401-160-0160-0	WASHER, SP/M10 Rondelle frein			2	2	2		
28-16	V520-101-0022-0	PIN, A/10 x 22 Goupille			2	2	2		
28-17	1431-451-2200-0	HITCH, F. Accroc ar.			1	1	1		
28-18	V201-261-2025-0	BOLT/M12 x 25 Vis			5	5	5		
28-19	V401-160-0120-0	WASHER, SP/M12 Rondelle frein			5	5	5		
28-20	1431-947-0010-0	MARK, MODEL F Etiquette			1	1			
28-20-1	1431-947-0020-0	MARK, MODEL F Etiquette					1		
28-21	1427-932-0140-0	MARK, TYPE/E41 Etiquette			1	1		E41	
28-21-1	1427-932-0160-0	MARK, TYPE/E43 Etiquette			1	1		E43	
28-21-2	1431-948-0010-0	MARK, TYPE/E61 Etiquette			1	1		E61	

# Fig.29 FRONT AXLE (S, D TYPE)

Essieu avant



0# 101171~



Ref.No. Réf.Nº.	Parts No. Pièces Nº.	Description Désignation	Model & Q'ty Modél & Quant					Remarks Remarques
			S	D	F-U	F-DU	L-FDU	
29- 1	1431-045-2000-0	AXLE, F. SET Axe av.	1	1				
29- 2	1407-402-0010-0	• BUSH/30 x 34 x 30 Coussinet	2	2				
29- 3	V763-400-0000-0	NIPPLE, GREASE Graisseur	1	1				
29- 4	1415-401-0020-0	PIVOT, CENTER Pivot d'essieu	1	1				
29- 5	V720-103-5030-0	O-RING/P30 Joint torque	2	2				
29- 6	1415-401-0040-0	COLLAR, PIVOT Collier	1	1				
29- 7	1415-401-0030-0	WASHER/21 x 42 x 6 Rondelle	1	1				
29- 8	V320-260-0200-0	NUT, SLOTTED/M20 Ecrou a creneaux	1	1				
29- 9	V500-154-0040-0	PIN, SPLIT/4 x 40 goupille fendue	1	1				
29-10	1425-422-2201-0	END, AXLE LH SET Extrémité d'axe G	1	1				
29-10a	1425-422-2202-0	END, AXLE LH SET Extrémité d'axe G	1	1				} inc. 29-17
29-11	1425-422-2301-0	END, AXLE RH SET Extrémité d'axe D	1	1				
29-11a	1425-422-2302-0	END, AXLE RH SET Extrémité d'axe D	1	1				
29-12	1426-402-0010-0	BOLT/M16 x 85 Vis	4	4				
29-12a	1426-402-0011-0	BOLT/M16 x 87 Vis	4	4				ⓑ #101171~
29-13	1404-401-0170-0	WASHER, B/M16 Rondelle	4	4				
29-14	V401-160-0160-0	WASHER, SP/M16 Rondelle frein	4	4				
29-15	V300-460-0160-0	NUT/M16 Ecrou	4	4				
29-16	V761-400-0000-0	NIPPLE, GREASE Graisseur	2	2				
29-17	1414-501-0100-0	BUSH/35 x 40 x 35 Coussinet	4	4				
29-18	1426-423-0020-0	BEARING, TB Butée a billes	2	2				
29-19	V744-148-6809-0	SEAL, OIL/TC50689 Bague d'étanchéité	2	2				
29-20	V720-103-5035-0	O-RING/P35 Joint torique	4	4				
29-20a	V720-103-5035-0	O-RING/P35 Joint Torique	2	2				Ⓒ D #101171~
29-21	1426-423-2500-0	SPINDLE, KNUCKLE RH Broche D.	1	1				
29-22	1426-423-2300-0	BOSS, KNUCKLE SPINDLE Moyeau	1	1				
29-22a	1426-423-2301-0	BOSS, KNUCKLE SPINDLE Moyeau	1	1				Ⓒ D #101171~
29-23	V580-140-8056-0	PIN, SPRING W/8 x 56 Goupille elastique	1	1				
29-24	1426-423-2400-0	SPINDLE, KNUCKLE LH Broche G.	1	1				
29-25	1326-708-0050-0	KEY Clavette	1	1				
29-26	1425-403-2200-0	ARM, DRAG Bros d'attelage	1	1				
27-26a	1425-403-2201-0	ARM, DRAG Bros d'attelage	1	1				Ⓒ D #101171~
27-27	1404-401-0170-0	WASHER, B/M16 Rondelle	1	1				
29-28	1405-401-0060-0	WASHER/M16 Rondelle	1	1				
29-29	V330-260-0160-0	NUT/M16 Ecrou	1	1				
29-30	1426-423-0010-0	COLLAR, OIL SEAL Collier	2	2				
29-31	V762-148-6507-0	SEAL, OIL/VC48657 Bague d'étanchéité	2	2				
29-32	V744-148-6509-0	SEAL, OIL/TC48659 Bague d'étanchéité	2	2				

Ref.No. Réf.Nº	Parts No. Pièces Nº.	Description Désignation	Model & Q'ty Modél & Quant					Remarks Remarques
			S	D	F-U	F-DU	LFDU	
29-34	V630-113-2007-0	BEARING, TR/32007 Roulement	2	2				
29-35	V630-113-0204-0	BEARING, TR/30204 Roulement	2	2				
29-36	V321-260-0200-0	NUT, SLOTTED/M20 Ecrou a creneaux	2	2				
29-37	V500-154-0030-0	PIN, SPLIT/4 X 30 Goupille fendue	2	2				
29-38	1431-461-0010-0	TUBE, TIE ROD Barre d'accouplement	1	1				
29-38a	1431-461-0011-0	TUBE, TIE ROD Barre d'accouplement	1	1				
29-39	1431-461-2000-0	ROD, TIE Barre d'accouplement	1	1				
29-40	1426-403-0020-0	METAL, TIE ROD SET Coquille	1	1				
29-41	1432-403-0071-0	WASHER Rondelle	2	2				
29-42	V201-461-0065-0	BOLT/M10 X 65 9T Vis	1	1				
29-43	V401-160-0100-0	WASHER, SP/M10 Rondelle frein	1	1				
29-44	V300-460-0100-0	NUT/M10 Ecrou	1	1				
29-45	1426-426-0020-0	NUT, LH THREAD/M20 Ecrou	1	1				
29-46	V333-260-0200-0	NUT/M20 Ecrou	1	1				
29-47	1426-426-2100-0	END, ROD RH RH ASSY Rotule D.	1	1				
29-48	1425-433-2000-0	END, ROD LH LH ASSY Rotule G.	1	1				
29-49	V767-400-0000-0	• NIPPLE, GREASE Craisseur	2	2				
29-50	1426-426-2120-0	• COVER, DUST Cathe	2	2				
29-51	V321-260-0140-0	• NUT, SLOTTED/M14 Ecrou a creneaux	2	2				
29-52	V500-153-0030-0	• PIN, SPLT/3 X 30 Goupille fendue	2	2				
29-53	1425-433-0310-0	SEAL, OIL/ES35434 Bague d'etancheite	2	2				© D#10171~
29-54	1424-951-0010-0	COLLAR, THRUST/4.5 Collier	1	1				★
29-55	1424-951-0020-0	COLLAR, THRUST/5 Collier	1	1				★
29-56	1424-951-0030-0	COLLAR, THRUST/5.5 Collier	1	1				★ } For center pivot
29-57	1424-951-0040-0	COLLAR, THRUST/6 Collier	1	1				★ }
29-58	1424-951-0090-0	SHIM, A/0.5 Cale	2	2				★
29-59	1424-951-0110-0	SHIM, A/1.0 Cale	2	2				★ } For knuckle spindle
29-60	1424-953-0010-0	SEAL, OIL Bague d'etancheite	2	2				★ For axle end

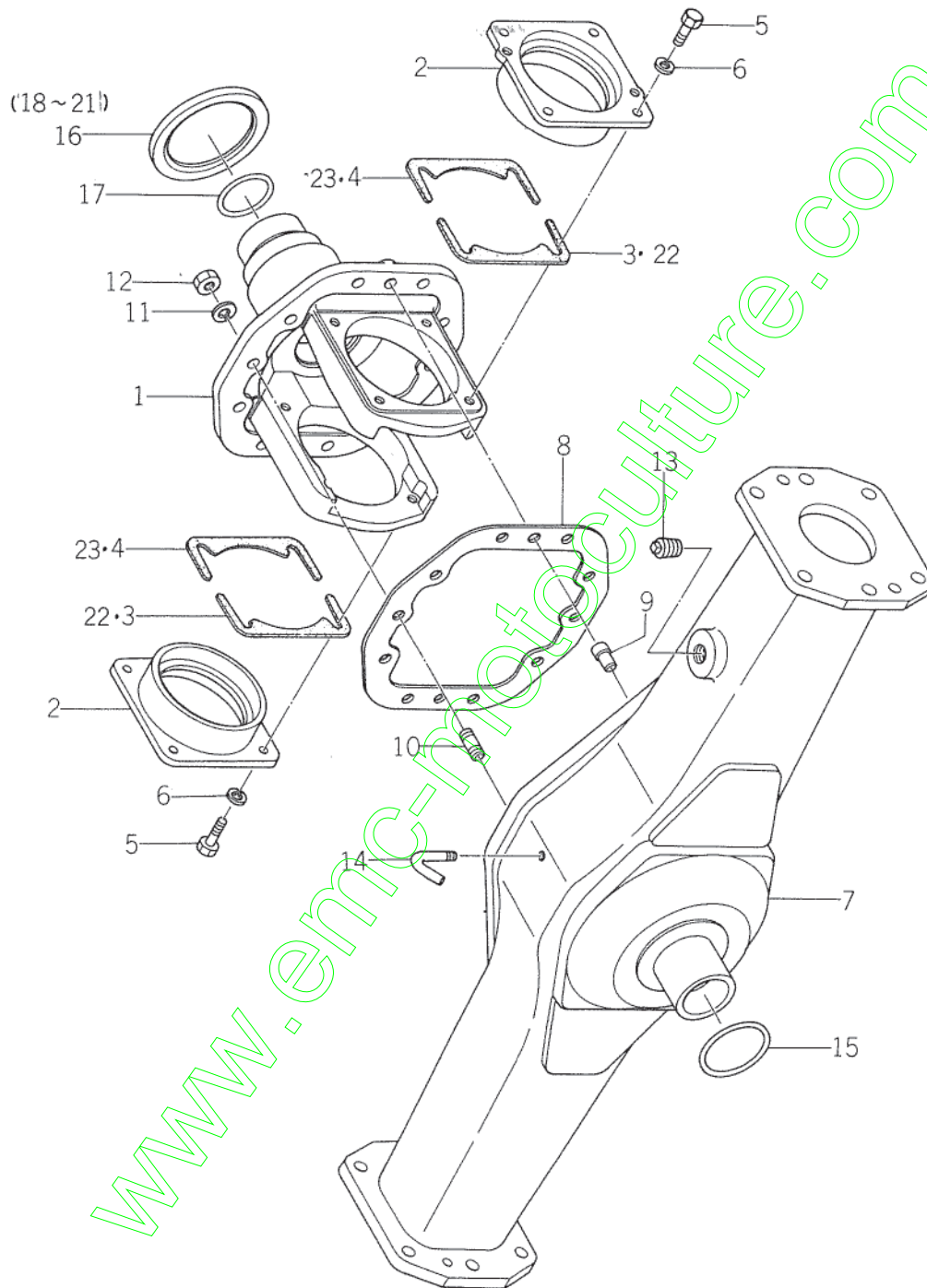




Ref.No. Réf.No.	Parts No. Pièces N°.	Description Désignation	Model & Q'ty Modél & Quant					Remarks Remarques
			S	D	F-U	F-DU	L-FDU	
30- 1	1411-411-0020-0	CAP, WHEEL Chapeau	2	2				
30- 2	1411-411-0030-0	PACKING Joint	2	2				
30- 3	V200-260-6012-0	BOLT/M6 X 12 Vis	6	6				
30- 4	V401-160-0060-0	WASHER, SP/M6 Rondelle frein	6	6				
30- 5	1426-428-0010-0	BOSS, F. WHEEL Moyeau av.	2	2				
30- 0-1	1431-478-2000-0	TIRE, F. ASSY Pneu av. ensemble	2	2				E21, E41
30- 6	1425-428-2000-1	• RIM, F. WHEEL Tambour de roue	2	2				Option for E23, E43
30- 7	1431-478-2010-0	• TIRE /5.00-15 4PR Pneu	2	2				
30- 8	V889-005-0015-0	• TUBE /5.00-15 Chamber a air	2	2				E21, E41
30- 9	V999-300-0010-0	• CAP, TIRE VALVE Bouchon de valve	2	2				
30-10	V201-461-2025-0	BOLT/M12 X 25 9T Vis	12	12				
30-11	V401-160-0120-0	WASHER, SP/M12 Rondelle frein	12	12				

www.emc-motoculture.com

**Fig.31 AXLE HOUSING AND BEVEL CASE (F-U, F-DU TYPE)**  
Carter de pont avant

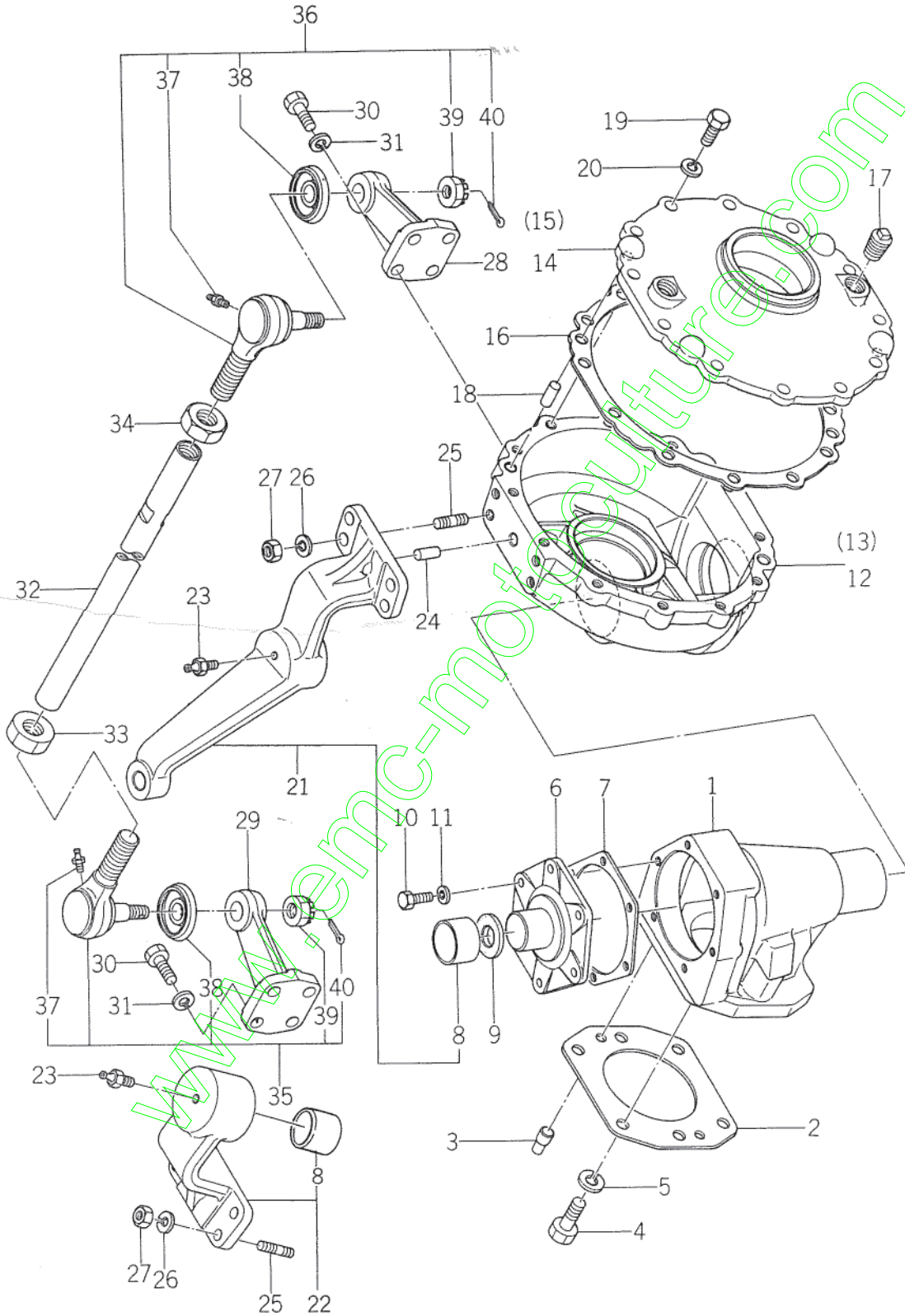




Ref.No. Réf.No.	Parts No. Pièces No.	Description Désignation	Model & Q'ty Modél & Quant					Remarks Remarques
			S	D	F-U	F-DU	L-FDU	
31- 1	1425-431-0031-0	CASE, BEVEL Carter de differential av.			1	1	1	
31- 2	1425-431-0110-0	METAL, DIFF Palier			2	2	2	
31- 3	1425-431-0120-0	SHIM, B Cale			AR	AR	AR	
31- 4	1425-431-0130-0	SHIM, C Cale			AR	AR	AR	
31- 5	V201-260-8020-0	BOLT/M8 X 22 Vis			8	8	8	
31- 6	V401-160-0080-0	WASHER, SP/M8 Rondelle frein			8	8	8	
31- 7	1425-432-2002-0	HOUSING, AXLE Tube pont			1	1	1	
31- 8	1425-432-0020-0	PACKING, HOUSING Joint			1	1	1	
31- 9	7963-201-0030-0	PIN, KNOCK/10 X 22 Goupille			2	2	2	
31- 9a	1425-432-0030-0	PIN, KNOCK/10 X 22 Goupille			2	2	2	Ⓐ
31-10	V251-441-0022-0	BOLT, STUD/M10 X 22 Goujon			10	10	10	
31-11	V401-160-0100-0	WASHER, SP/M10 Rondelle frein			10	10	10	
31-12	V300-460-0100-0	NUT/M10 7T Ecrou			10	10	10	
31-13	V781-100-0008-0	PLUG Bouchon			1	1	1	
31-14	1425-432-0010-0	PIPE, BREATHER Tubulure			1	1	1	
31-15	V720-103-5050-0	O-RING/P50 Joint torique			1	1	1	
31-16	1425-431-0040-0	COLLAR, THRUST Collier			1	1	1	
31-17	V720-103-5040-0	O-RING/P40 Joint torique			1	1	1	
31-18	1424-951-0050-0	COLLAR, THRUST F/5.5 Collier			AR	AR	AR	* * * * } For center pivot
31-19	1424-951-0060-0	COLLAR, THRUST F/6 Collier			AR	AR	AR	
31-20	1424-951-0070-0	COLLAR, THRUST F/6.5 Collier			AR	AR	AR	
31-21	1424-951-0080-0	COLLAR, THRUST F/7 Collier			AR	AR	AR	
31-22	1424-951-0140-0	SHIM, C/0.5 Cale			2	2	2	* * } For Bearing Cover
31-23	1424-951-0150-0	SHIM, C/1.0 Cale			2	2	2	
31-24	1424-953-0010-0	SEAL, OIL Bague d'étanchéité			AR	AR	AR	* For axle end



**Fig.32 FINAL CASE AND KNUCKLE ARM SYSTEM(F-U, F-DU TYPE)**  
Reducteur de roue avant



Ref.No. Réf.Nº.	Parts No. Pièces Nº.	Description Désignation	Model & Q'ty Modél & Quant					Remarks Remarques
			S	D	F-U	F-DU	LFDU	
32- 1	1425-433-0011-0	CASE, FINAL A Carter de reducteur A.			2	2	2	
32- 2	1425-433-0041-0	PACKING, CASE Joint			2	2	2	
32- 3	7963-201-0030-0	PIN, KNOCK Goupille			4	4	4	
32- 4	V201-461-2030-0	BOLT/M12 x 30 Vis			12	12	12	
32- 5	V401-160-0120-0	WASHER, SP/M12 Rondelle frein			12	12	12	
32- 6	1425-433-0080-0	COVER, BEARING Couvercle			2	2	2	
32- 6a	1425-433-0081-0	COVER, BEARING Couvercle			2	2	2	Ⓒ #005420~
32- 7	1425-433-0090-0	PACKING, COVER A Joint			2	2	2	
32- 8	1425-433-0150-0	BUSH/35 x 39 x 26 Coussinet			2	2	2	
32- 8a	1425-433-0151-0	BUSH/35 x 39 x 26 Coussinet			2	2	2	Ⓒ #005420~
32- 9	1425-433-0310-0	SEAL, OIL/OS35424 Bague d'étanchéité			2	2	2	
32-10	V201-560-8020-0	BOLT/M8 x 20 Vis			12	12	12	
32-11	V401-160-0080-0	WASHER, SP/M8 Rondelle frein			12	12	12	
32-12	1425-433-2200-0	CASE, FINAL B LH SET Carter de reducteur B G.			1	1	1	
32-12a	1425-433-2201-0	CASE, FINAL B LH SET Carter de reducteur B G.			1	1	1	Ⓒ #005643~
32-13	1425-433-2300-0	CASE, FINAL B RH SET Carter de reducteur B D.			1	1	1	
32-13a	1425-433-2301-0	CASE, FINAL B RH SET Carter de reducteur B D.			1	1	1	Ⓒ #001226~
32-13b	1425-433-2302-0	CASE, FINAL B RH SET Carter de reducteur B D.			1	1	1	Ⓒ #005643~
32-14	1425-433-0240-0	COVER, WHEEL SHAFT LH Couvercle de reducteur			1	1	1	
32-14a	1425-433-0240-0	COVER, WHEEL SHAFT LH Couvercle de reducteur			2	2	2	#001226~
32-15	1425-433-0250-0	COVER, WHEEL SHAFT RH Couvercle de reducteur			1	1	1	Ⓒ ~#001225
32-16	1425-433-0260-0	PACKING, COVER B Joint			2	2	2	
32-17	V781-100-0008-0	PLUG Bouchon			4	4	4	
32-18	V520-101-0022-0	PIN, A/10 x 22 Goupille			4	4	4	
32-19	V201-461-0025-0	BOLT/M10 x 25 Vis			28	28	28	
32-20	V401-160-0100-0	WASHER, SP/M10 Rondelle frein			24	24	24	
32-21	1425-433-2401-0	ARM, DRAG SET Gras d'attelage			1	1	1	
32-21a	1425-433-2402-0	ARM, DRAG SET Bras d'attelage			1	1	1	Ⓒ #005420~
32-22	1425-433-2501-0	METAL, KING PIN SET Coquille			1	1	1	
32-22a	1425-433-2502-0	METAL, KING PIN SET Coquille			1	1	1	Ⓒ #005420~
32-23	V761-400-0000-0	NIPPLE, GREASE Graisseur			2	2	2	
32-24	V520-101-0022-0	PIN, A/10 x 22 Goupille			2	2	2	
32-25	V251-441-0025-0	STUD/M10 x 25 9T Goujon			4	4	4	
32-26	V401-160-0100-0	WASHER, SP/M10 Rondelle frein			8	8	8	
32-27	V300-460-0100-0	NUT/M10 Ecrou			4	4	4	
32-28	1425-433-0271-0	ARM, KNUCKLE LH Lever de fusée G.			1	1	1	
32-29	1425-433-0281-0	ARM, KNUCKLE RH Lever de fusée D.			1	1	1	
32-30	V201-461-0025-0	BOLT/M10 x 25 Vis			8	8	8	

Ref.No. Réf.Nº.	Parts No. Pièces Nº.	Description Désignation	Model & Q'ty Modél & Quant					Remarks Remarques
			S	D	F-U	F-DU	L-FDU	
32-31	V401-160-0100-0	WASHER, SP/M10 Rondelle frein			8	8	8	
32-32	1425-433-0291-0	ROD, TIE Barre d'accouplement			1	1	1	
32-33	V333-260-0200-0	NUT/M20 Ecou			1	1	1	
32-34	1426-426-0020-0	NUT, LH THREAD/M20 Ecou			1	1	1	
32-35	1426-426-2100-0	END, ROD RH RH ASSY Rotule G.			1	1	1	
32-36	1425-433-2000-0	END, ROD LH LH ASSY Rotule D.			1	1	1	
32-37	V767-400-0000-0	• NIPPLE, GREASE Graisseur			2	2	2	
32-38	1426-426-2120-0	• COVER, DUST Cathe			2	2	2	
32-39	V321-260-0140-0	NUT, SLOTTED/M14 Ecou a creneaux			2	2	2	
32-40	V500-153-0030-0	PIN, SPLIT/3 X 30 Goupille fendue			2	2	2	

www.emc-motoculture.com

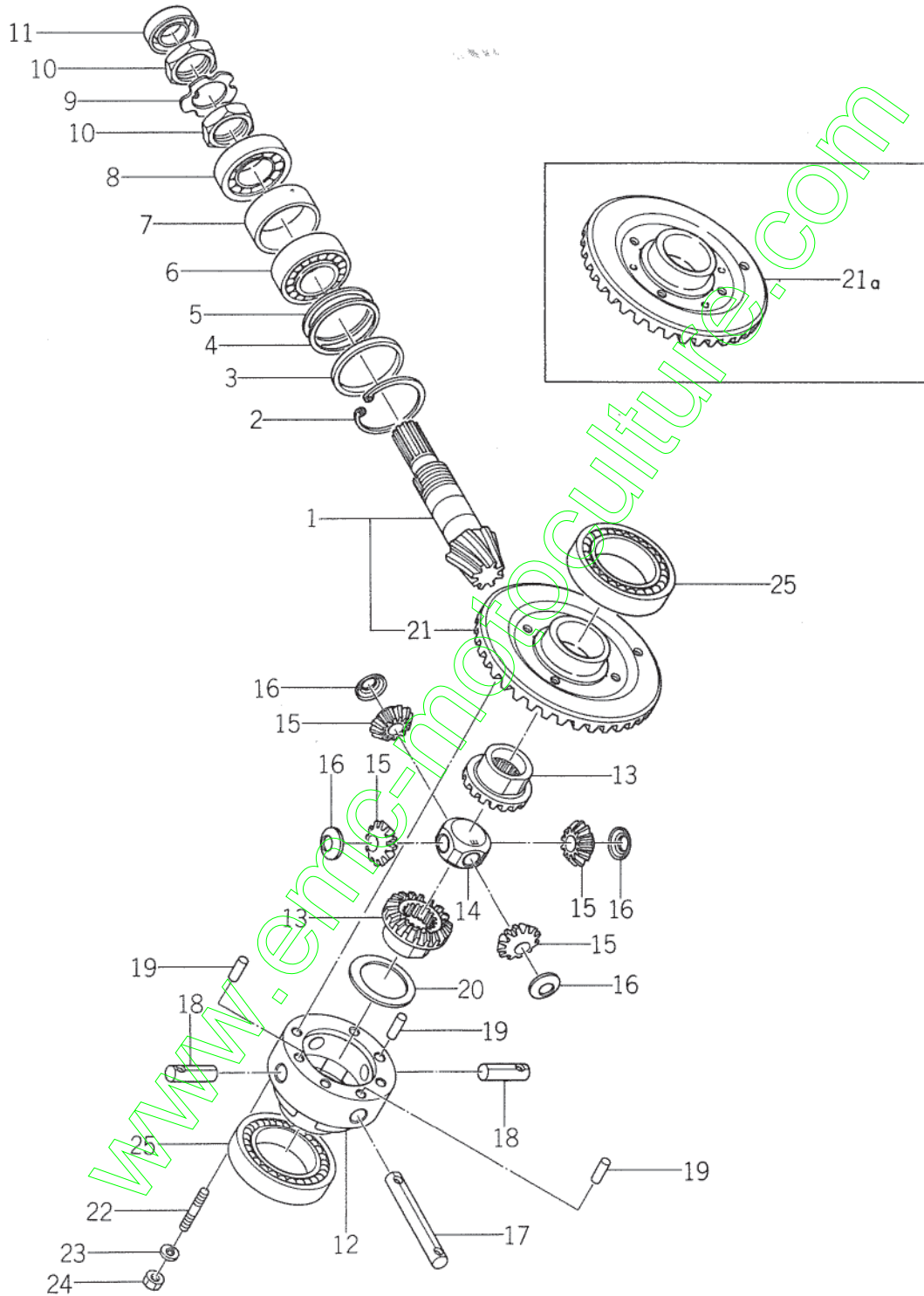
SERVICE MEMO

Lined writing area with 25 horizontal dashed lines.

[www.emc-motoculture.com](http://www.emc-motoculture.com)

### Fig.33 DIFFERENTIAL CASE SYSTEM(F-U, F-DU TYPE)

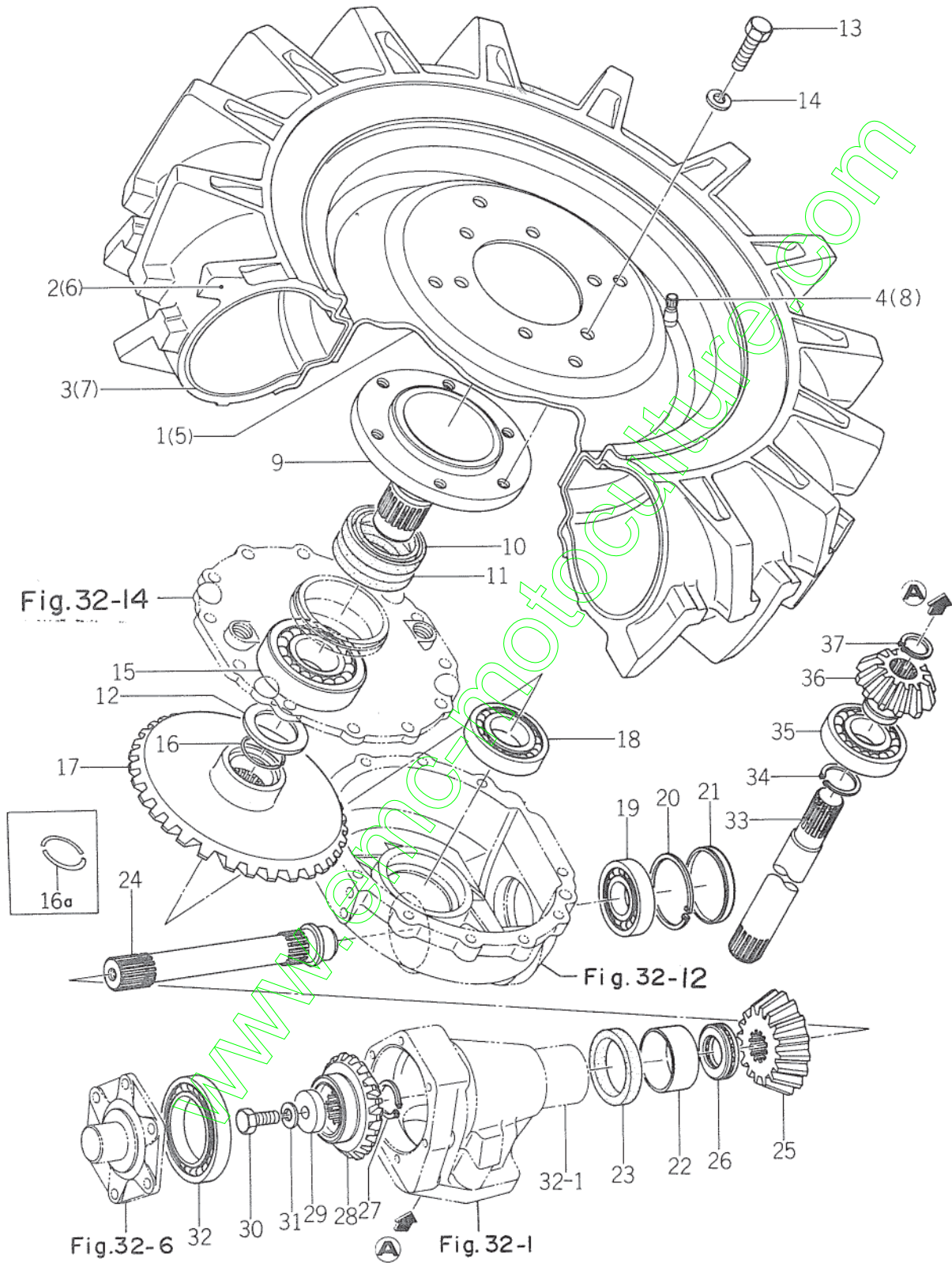
Commande et blocage du différentiel



Ref.No. Réf.Nº.	Parts No. Pièces Nº.	Description Désignation	Model & Q'ty Modél & Quant					Remarks Remarques
			S	D	F-U	F-DU	L-FDU	
33- 1	1425-431-2000-0	PINION, DRIVE F SET Pignon d'attache			1	1	1	
33- 1a	1425-431-2001-0	PINION, DRIVE F SET Pignon d'attache			1	1	1	© #003462~
33- 2	V705-140-0620-0	RING, SNAP/C 62 Collet d'axe			1	1	1	
33- 3	1425-421-0090-0	COLLAR, B Collier			1	1	1	
33- 4	1425-431-0080-0	SHIM, A/0.2 Cale			AR	AR	AR	
33- 5	1415-205-0160-0	SHIM, B/0.1 Cale			AR	AR	AR	
33- 6	V631-113-2206-0	BEARING, TR/32206 Roulement			1	1	1	
33- 7	1425-421-0050-0	COLLAR, A Collier			1	1	1	
33- 8	V630-113-0206-0	BEARING, TR/30206 Roulement			1	1	1	
33- 9	1425-431-0070-0	WASHER, LOCK Rondelle frein			1	1	1	
33-10	1425-431-0060-0	NUT/M30 Ecrou			2	2	2	
33-11	V744-125-4511-0	SEAL, OIL/TC254511 Bague d'étanchéité			1	1	1	
33-12	1425-431-0140-0	CASE, DIFF Boitier de differential			1	1	1	
33-12a	1425-431-0141-0	CASE, DIFF Boitier de differential			1	1	1	© #003462~
33-13	1425-431-0160-0	GEAR, BEVEL/20T Planétaire			2	2	2	
33-14	1425-431-0210-0	HOLDER, DIFF PINION Carter			1	1	1	
33-15	1425-431-0150-0	PINION, DIFF/11T Satellites			4	4	4	
33-16	1427-301-0050-0	COLLAR, PINION THRUST Coupelle de jeu			4	4	4	
33-17	1425-431-0180-0	SHAFT, DIFF PINION A Axes des satellites A.			1	1	1	
33-18	1425-431-0190-0	SHAFT, DIFF PINION B Axes des satellites B.			2	2	2	
33-19	V520-100-8020-0	PIN, A/8 x 20 Bouppile			3	3	3	
33-20	1425-431-0170-0	COLLAR, THRUST/43 x 58 x 1 Collier			1	1	1	
33-20a	1421-301-0120-0	COLLAR, THRUST/43 x 58 x 1 Collier			1	1	1	Ⓐ
33-21		GEAR, BEVEL/35T Pignon conique			1	1	1	△
33-21a		GEAR, BEVEL/35T Pignon conique			1	1	1	△ #003462~
33-22	V251-440-8042-0	STUD/M8 x 42 Goujon			4	4	4	
33-23	V401-160-0080-0	WASHER, SP/M8 Rondelle frein			4	4	4	
33-24	V300-460-0080-0	NUT/M8 7T Ecrou			4	4	4	
33-25	V600-140-6011-0	BEARING, RB/6011 Roulement radial			2	2	2	



**Fig.34 FRONT WHEEL DRIVING SYSTEM(F-U, F-DY TYPE)**  
 Jante avant





Ref.No. Réf.Nº	Parts No. Pièces Nº	Description Désignation	Model & Q'ty Modél & Quant						Remarks Remarques	
			S	D	F	U	F	D		L
34- 0-1	1431-476-2000-0	TIRE, F. LH ASSY Roue av. G. ensemble			1	1	1		E21, E41	
34- 1	1425-438-2001-1	• RIME, F. WHEEL Jante			1	1	1		Option for E23, E43	
34- 2	1431-476-2010-0	• TIRE/6.00-16 4PR Pneu			1	1	1		} E21, E41	
34- 3	V338-006-0016-0	• TUBE/6.00-16 Chambre à air			1	1	1			
34- 4	V999-300-0010-0	• CAP, TIRE VALVE Bouchon de valve			1	1	1			
34- 0-2	1431-476-2100-0	TIRE, F. RH ASSY Roue av. D. ensemble			1	1	1		} E21, E41	
34- 5	1425-438-2001-1	• RIM, F. WHEEL Jante			1	1	1			Option for E43
34- 6	1431-476-2010-0	• TIRE/6.00-16 4PR Pneu			1	1	1			
34- 7	V889-006-0016-0	• TUBE/6.00-16 Chambre à air			1	1	1		} E21, E41	
34- 8	V999-300-0010-0	• CAP, TIRE VALVE Bouchon de valve			1	1	1			
34- 9	1425-433-0190-0	SHAFT, WHEEL Fusee			2	2	2			
34-10	V744-155-7812-0	SEAL, OIL/TC567812 Bague d'étanchéité			2	2	2			
34-11	V742-155-7809-0	SEAL, OIL/VC56789 Bague d'étanchéité			2	2	2			
34-12	1425-433-0230-0	COLLAR, THRUST Collier			2	2	2			
34-13	V201-461-2025-0	BOLT/M12 X 25 9T Vis			12	12	12			
34-14	V401-160-0120-0	WASHER, SP/M12 Rondelle frein			12	12	12			
34-15	V600-110-6309-0	BEARING, RB/6309 Roulement radial			2	2	2			
34-16	1425-433-0220-0	RING, SNAP Collet d'axe			2	2	2			
34-16a	1425-433-0221-0	RING, SNAP Collet d'axe			4	4	4			
34-17	1425-433-0210-0	GEAR, BEVEL/40T Pignon conique			2	2	2			
34-18	V600-110-6208-0	BEARING, RB/6208 Roulement radial			2	2	2			
34-19	V600-110-6306-0	BEARING, RB/6306 Roulement radial			2	2	2			
34-20	V705-140-0720-0	RING, SNAP/C72 Collet d'axe			2	2	2			
34-21	1425-433-0180-0	CAP, BLANK/72 Fausset			2	2	2			
34-22	1425-433-0130-0	BUSH/55 x 60 x 30 Cousinnet			2	2	2			
34-22a	1425-433-0131-0	BUSH/55 x 60 x 30 Cousinnet			2	2	2		Ⓟ #005643~	
34-23	V744-155-7209-0	SEAL, OIL/TC55729 Bague d'étanchéité	→	→	2	2	2		→ N.M. 1424 960 2000 0	
34-24	1425-433-0060-0	SHAFT, COUNTER Arbre intermédiaire			2	2	2			
34-25	1425-433-0170-0	GEAR, BEVEL/16T Pignon conique			2	2	2			
34-26	V610-115-1107-0	BEARING, TB/51107 Butée à billes			2	2	2			
34-27	V704-140-0300-0	RING, SNAP/C 30 Collet d'axe			2	2	2			
34-28	1425-433-0050-0	GEAR, BEVEL/17T Pignon conique			2	2	2			
34-29	1425-433-0070-0	WASHER/13 X 42 X 9 Rondelle			2	2	2			
34-30	V201-461-2030-0	BOLT/M12 X 30 Vis			2	2	2			
34-31	V401-160-0120-0	WASHER, SP/M12 X 30 9T Rondelle frein			2	2	2			
34-32	V600-110-6013-0	BEARING, RB/6013 Roulement radial			2	2	2			
34-33	1425-433-0030-0	SHAFT, FINAL DRIVE Arbre			2	2	2			
34-34	V704-140-0350-0	RING, SNAP/C 35 Collet d'axe			2	2	2			

Ref.No. Réf.Nº	Parts No. Pièces Nº	Description Désignation	Model & Q'ty Modél & Quant						Remarks Remarques
			S	D	F-U	F-DU	L-F	L-DU	
34-35	V600-110-6307-0	BEARING, RB/6307 Roulement radial			2	2	2		
34-36	1425-433-0020-0	GEAR, BEVEL/13T Pignon conique			2	2	2		
34-37	V704-140-0250-0	RING, SNAP/C 25 Collet d'axe			2	2	2		

www.emc-motoculture.com

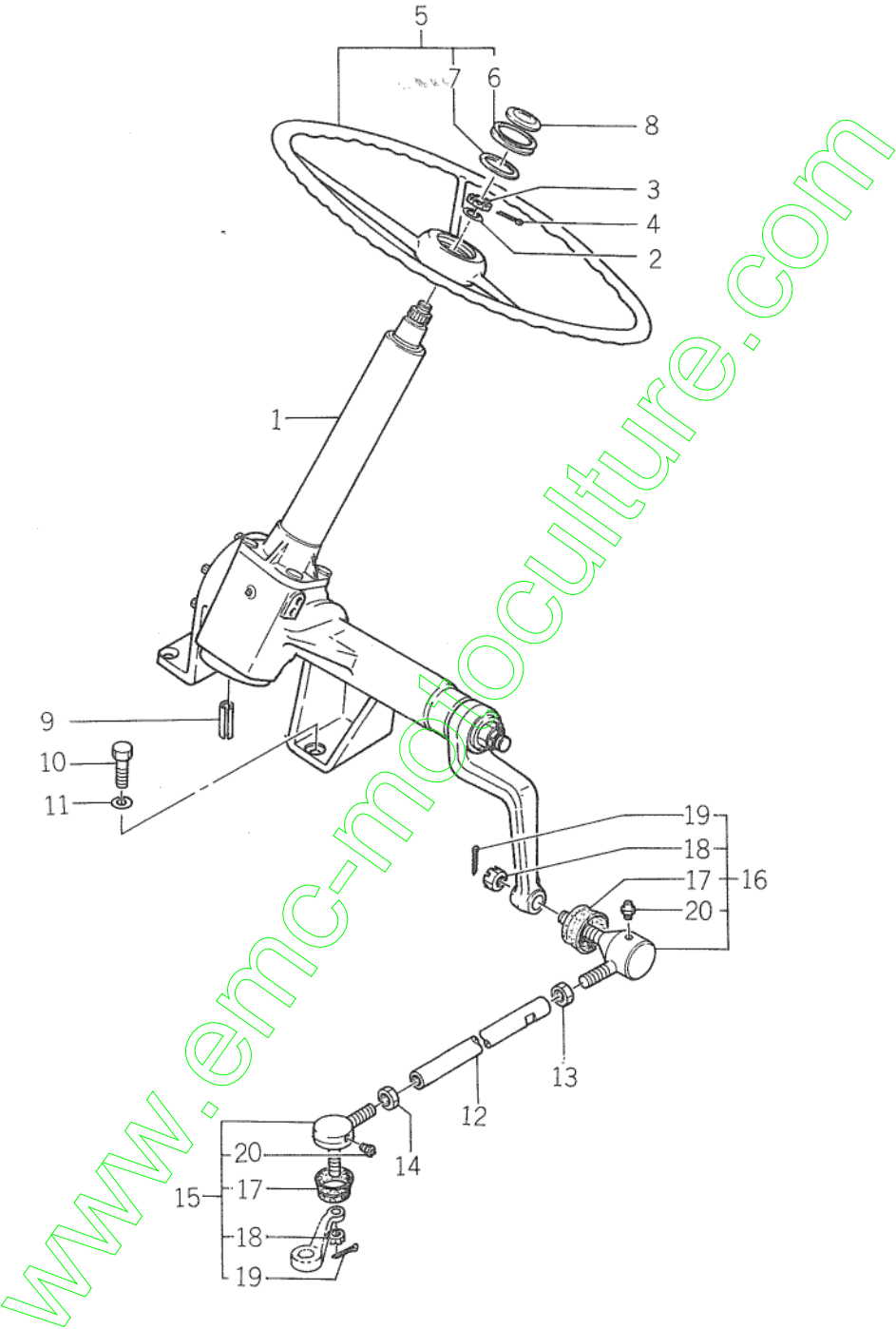
**SERVICE MEMO**

A series of horizontal dashed lines for writing, spanning the width of the page.

[www.emc-motoculture.com](http://www.emc-motoculture.com)

**Fig.35 STEERING WHEEL (S, D TYPE)**

Direction

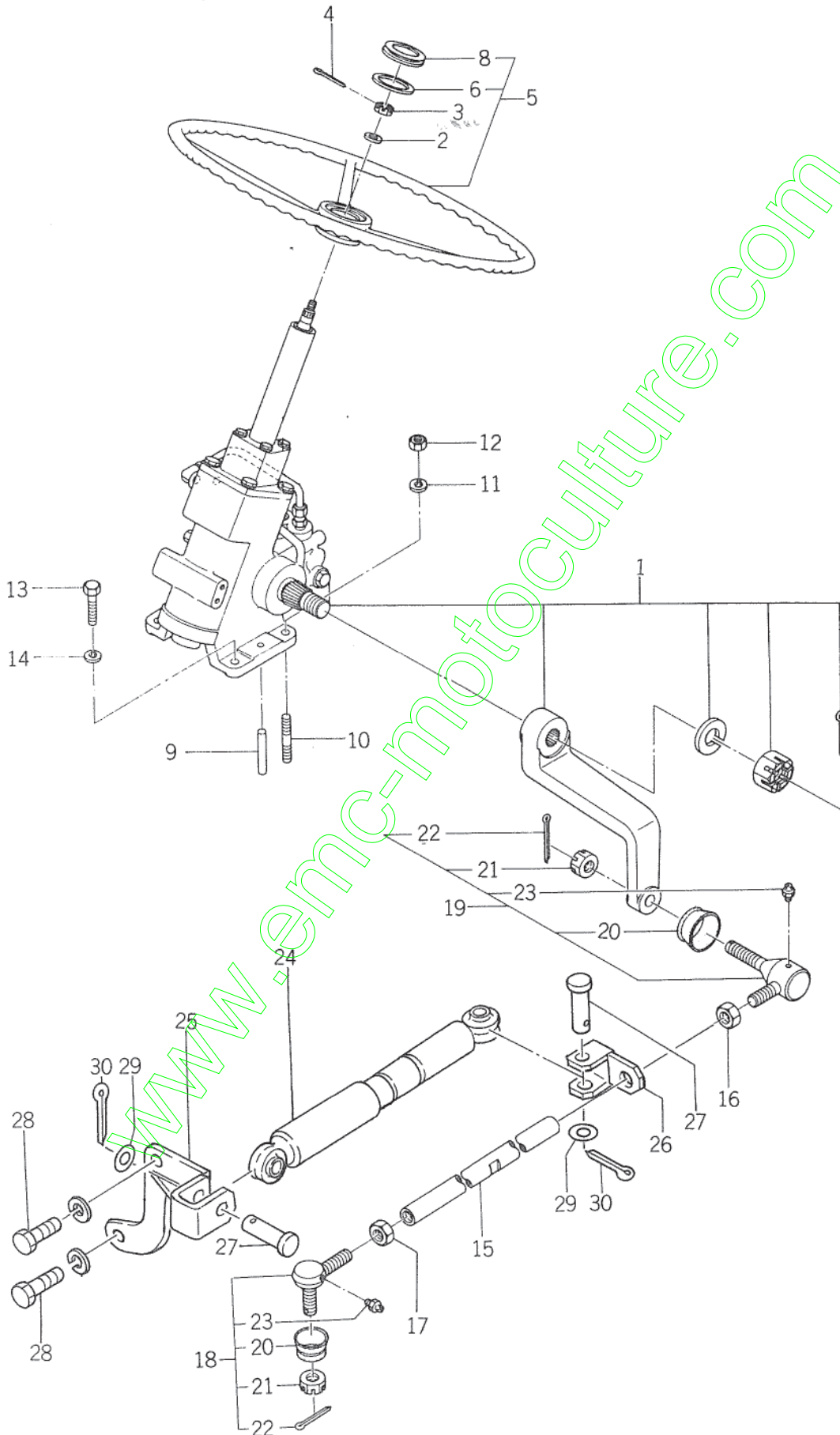


Ref.No. Réf.Nº.	Parts No. Pièces Nº.	Description Désignation	Model & Q'ty Modél & Quant					Remarks Remarques
			S	D	F.U	F.DU	L.FDU	
35- 1	1426-406-2003-0	BOX, STEERING GEAR ASSY Boltier de direction	1	1				See Fig. 72
35- 2	V413-160-0100-0	WASHER/M10 Rondelle	1	1				
35- 3	V321-260-0100-0	NUT, SLOTTED/M10 P = 1.25 Ecroû a creneaux	1	1				
35- 4	V500-152-0025-0	PIN, SPLIT/2 X 25 Goupille fendue	1	1				
35- 5	1421-400-0520-0	WHEEL, STEERING ASSY Volant	1	1				
35- 6	1407-406-0020-0	• CAP, STEERING Calotte	1	1				
35- 7	1407-406-0040-0	• PACKING, CAP Anneau	1	1				
35- 8	1421-903-0160-0	MARK, CAP Etiquette	1	1				
35- 9	V520-101-0022-0	PIN, A/10 X 22 Goupille	2	2				
35-10	V201-461-2030-0	BOLT/M12 X 30 9T Vis	4	4				
35-11	V401-160-0120-0	WASHER, SP/M12 Rondelle frein	4	4				
35-12	1425-406-0010-0	ROD, DRAG Tige de direction	1	1				
35-13	1421-403-0020-0	NUT, LG THREAD/M17 Ecroû	1	1				
35-14	1421-403-0010-0	NUT/M17 Ecroû	1	1				
35-16	1423-400-0520-0	END, ROD RH ASSY Rotule G	1	1				
35-17	1421-400-0540-0	END, ROD LH ASSY Rotule D	1	1				
35-18	1404-402-0010-0	• COVER, DUST Cathe	2	2				
35-19	1421-403-0030-0	• NUT, SLOTTED/M12 Ecroû a creneaux	2	2				
35-20	V500-152-5025-0	• PIN, SPLIT/2.5 X 25 Goupille	2	2				
35-21	1404-402-0050-0	• NIPPLE, GREASE Graisseur	2	2				

www.emc-motoculture.com

**Fig.36 STEERING WHEEL (F-U, F-DU LF-DU TYPE)**

Direction

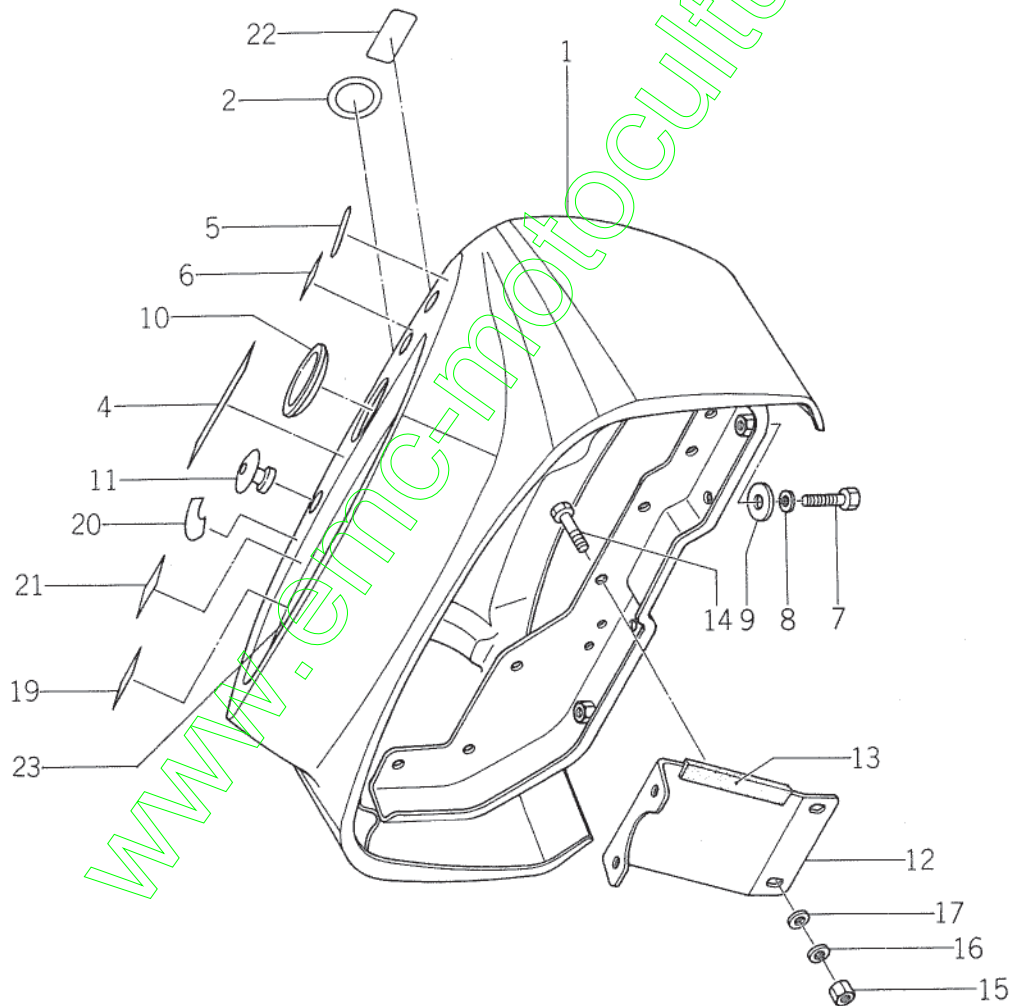
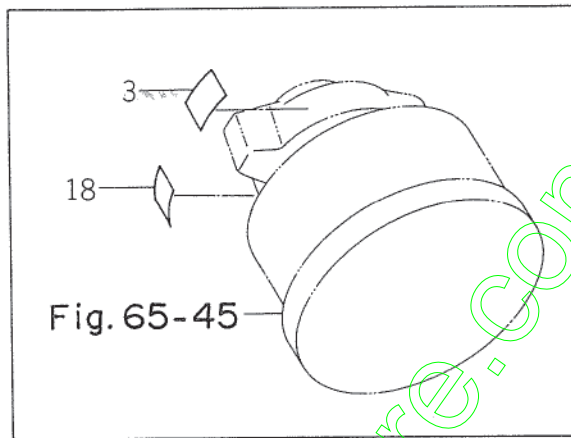


Ref.No. Réf.Nº.	Parts No. Pièces Nº.	Description Désignation	Model & Q'ty Modél & Quant					Remarks Remarques
			S	D	F-U	F-DU	LF-DU	
36- 1	1426-426-2001-0	BOX, STEERING GEAR Boitier de direction			1	1	1	See Fig. 73 ⊙ { D #101326~ F #004696~
36- 1a	1426-426-2002-0	BOX, STEERING GEAR Boitier de direction			1	1	1	
36- 2	V413-160-0100-0	WASHER/M10 Rondelle			1	1	1	
36- 3	V321-260-0100-0	NUT, SLOTTED/M10 Ecrou a creneaux			1	1	1	
36- 4	V500-152-0025-0	PIN, SPLIT/2 x 25 Goupille fendue			1	1	1	
36- 5	1421-400-0520-0	WHEEL, STEERING ASSY Volant			1	1	1	
36- 6	1407-406-0020-0	• CAP, STEERING Calotte			1	1	1	
36- 7	1407-406-0040-0	• PACKING, CAP Anneau			1	1	1	
36- 8	1421-903-0160-0	MARK, CAP Etiquette			1	1	1	
36- 9	V520-101-0022-0	PIN, A/10 x 22 Goupille			2	2	2	
36-10	V251-441-2030-0	STUD/M12 x 30 9T Goujon			2	2	2	
36-11	V401-160-0120-0	WASHER, SP/M12 Rondelle frein			2	2	2	
36-12	V300-460-0120-0	NUT/M12 7T Ecrou			2	2	2	
36-13	V201-461-2035-0	BOLT/M12 x 35 9T Vis			2	2	2	
36-14	V401-160-0120-0	WASHER, SP/M12 Rondelle frein			2	2	2	
36-15	1425-437-0010-0	ROD, DRAG Tige de direction			1	1	1	
36-16	1426-426-0020-0	NUT, LH THREAD/M20 Ecrou			1	1	1	
36-17	V333-260-0200-0	NUT/M20 Ecrou			1	1	1	
36-18	1426-426-2100-0	END, ROD RH RH ASSY Rotule G			1	1	1	
36-19	1426-426-2200-0	END, ROD LH RH ASSY Rotule D			1	1	1	
36-20	1426-426-2120-0	• COVER, DUST Coté			2	2	2	
36-21	V321-260-0140-0	• NUT, SLOTTED/M14 Ecrou			2	2	2	
36-22	V500-153-0030-0	• PIN, SPLIT/3 x 30 Goupille			2	2	2	
36-23	V767-400-0000-0	• NIPPLE, GREASE Graisseur			2	2	2	
36-24	1431-952-0010-0	DAMPER, STEERING Amortisseur			1	1	1	
36-25	1431-952-2000-0	BRACKET, A Support			1	1	1	
36-26	1431-952-2100-0	BRACKET, B Support			1	1	1	
36-27	1431-952-0021-0	PIN/60 Goupille			2	2	2	
36-28	V201-461-2045-0	BOLT/M12 x 45 9T Vis			2	2	2	
36-29	V413-160-0120-0	WASHER/M12 Rondelle			2	2	2	
36-30	V500-153-0025-0	PIN, SPLIT/3 x 25 Goupille fendue			2	2	2	



# Fig.37 METER PANEL

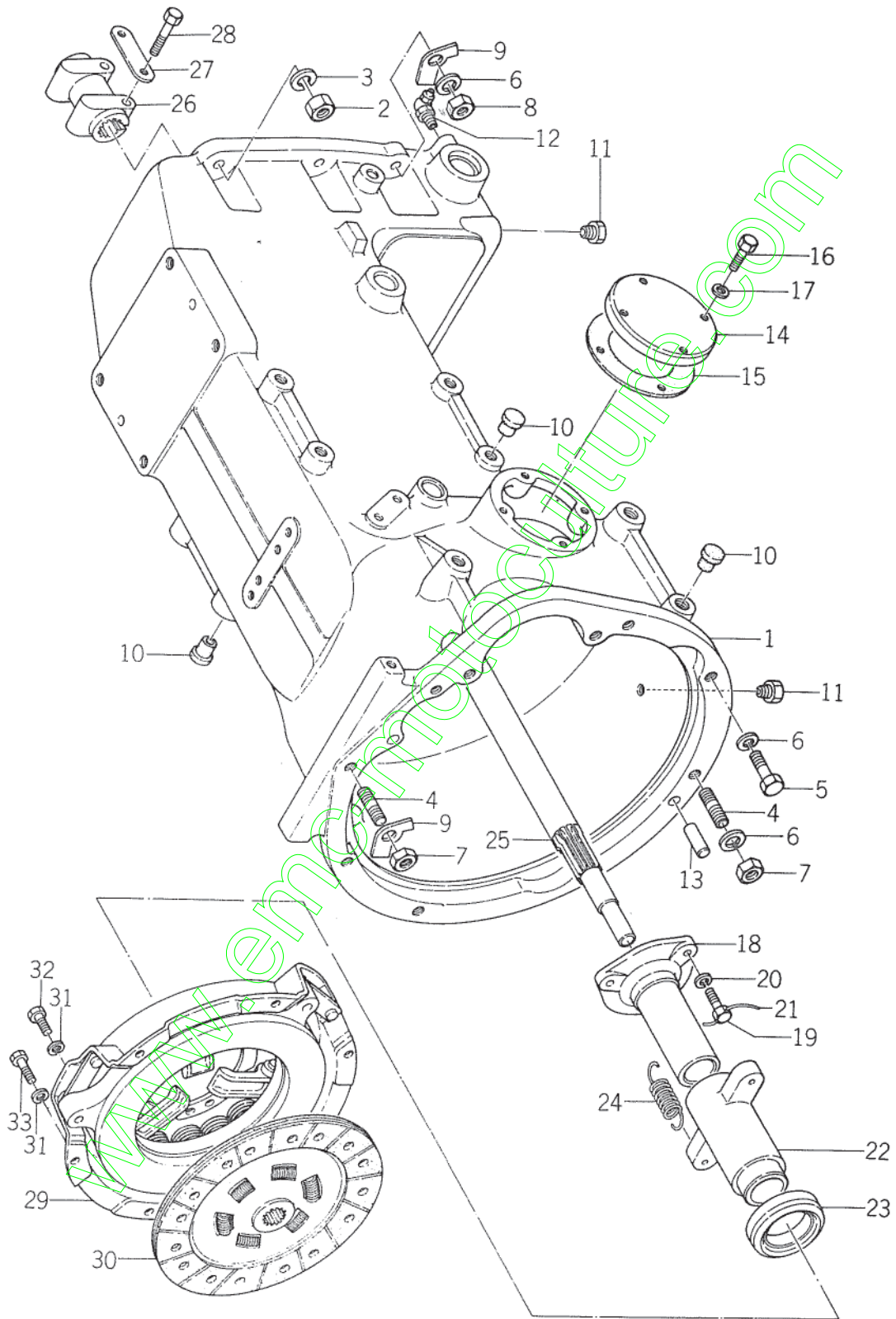
Tableau de board



Ref.No. Réf.Nº	Parts No. Pièces Nº	Description Désignation	Model & Q'ty Modél & Quant					Remarks Remarques					
			S	D	F	U	F		U	L	F	D	U
37- 1	1431-661-2000-1	PANEL, METER Tableau de bord	1	1	1	1	1						
37- 1a	1431-661-2001-1	PANEL, METER Tableau de bord	1	1	1	1	1	ⓑ { D #001177~ F #003470~					
37- 2	1421-903-0190-0	MARK, KEY SWITCH Etiquette	1	1	1	1	1						
37- 2a	1422-940-0080-0	MARK, KEY SWITCH Etiquette	1	1	1	1	1	Ⓐ					
37- 3	1421-904-0030-0	MARK, STARTER A Etiquette	1	1	1	1	1						
37- 3a	1427-941-0190-0	MARK, STARTER A Etiquette	1	1	1	1	1	ⓑ					
37- 4	1427-937-0040-0	MARK, DRIVE Etiquette	1	1	1	1	1	English					
37- 4-1	1427-934-0040-0	MARK, DRIVE Etiquette	1	1	1	1	1	* French					
37- 5	1421-903-0060-0	MARK, BLINKER Etiquette	1	1	1	1	1						
37- 5a	1431-940-0170-0	MARK, BLINKER/W Etiquette	1	1	1	1	1	ⓑ					
37- 6	1427-903-0040-0	MARK, HORN Etiquette	1	1	1	1	1						
37- 7	V201-260-8020-0	BOLT/M8 X 20 Vis	2	2	2	2	2						
37- 8	V401-160-0080-0	WASHER, SP/M8 Rondelle frein	2	2	2	2	2						
37- 9	3740-314-0170-0	WASHER Rondelle	2	2	2	2	2						
37- 9a	3560-201-0150-0	WASHER Rondelle	2	2	2	2	2	ⓑ					
37-10	1421-603-0010-0	BUSH, STEERING Coussinet	1	1	1	1	1						
37-11	1421-603-0040-0	BUSH, LEVER Coussinet	1	1	1	1	1						
37-12	1423-603-0010-0	STAY, METER Appui	1	1	1	1	1						
37-13	1423-603-0020-0	SHIELD, END Joint	1	1	1	1	1						
37-14	V200-260-6016-0	BOLT/M6 X 16 Vis	2	2	2	2	2						
37-15	V300-260-0060-0	NUT/M6 Ecrou	2	2	2	2	2						
37-16	V401-160-0060-0	WASHER, SP/M6 Rondelle frein	2	2	2	2	2						
37-17	V413-160-0060-0	WASHER/M6 Rondelle	2	2	2	2	2						
37-18	1421-904-0040-0	MARK, STARTER B Etiquette	1	1	1	1	1						
37-18a	1427-941-0210-0	MARK, STARTER BU Etiquette	1	1	1	1	1	ⓑ					
37-19	1423-904-0030-0	MARK, FUEL LAMP Etiquette	1	1	1	1	1	ⓓ English					
37-19-1	1431-935-0050-0	MARK, FUEL LAMP Etiquette	1	1	1	1	1	* ⓓ French					
37-20	1421-903-0220-0	MARK, THROTTLE Etiquette	1	1	1	1	1						
37-20a	1422-940-0090-0	MARK, THROTTLE Etiquette	1	1	1	1	1	Ⓐ					
37-21	1421-904-0050-0	MARK, GLOW Etiquette	1	1	1	1	1	ⓓ English					
37-21-1	1431-935-0060-0	MARK, GLOW Etiquette	1	1	1	1	1	ⓓ French					
37-22	1431-938-0050-0	MARK, WARNING SWITCH Etiquette	1	1	1	1	1	ⓓ					
37-23	1431-938-0060-0	MARK, PANEL Etiquette	1	1	1	1	1	ⓔ English { D #100943~ F #002578~					
37-23-1	1431-935-0090-0	MARK, PANEL Etiquette	1	1	1	1	1	* ⓔ French					

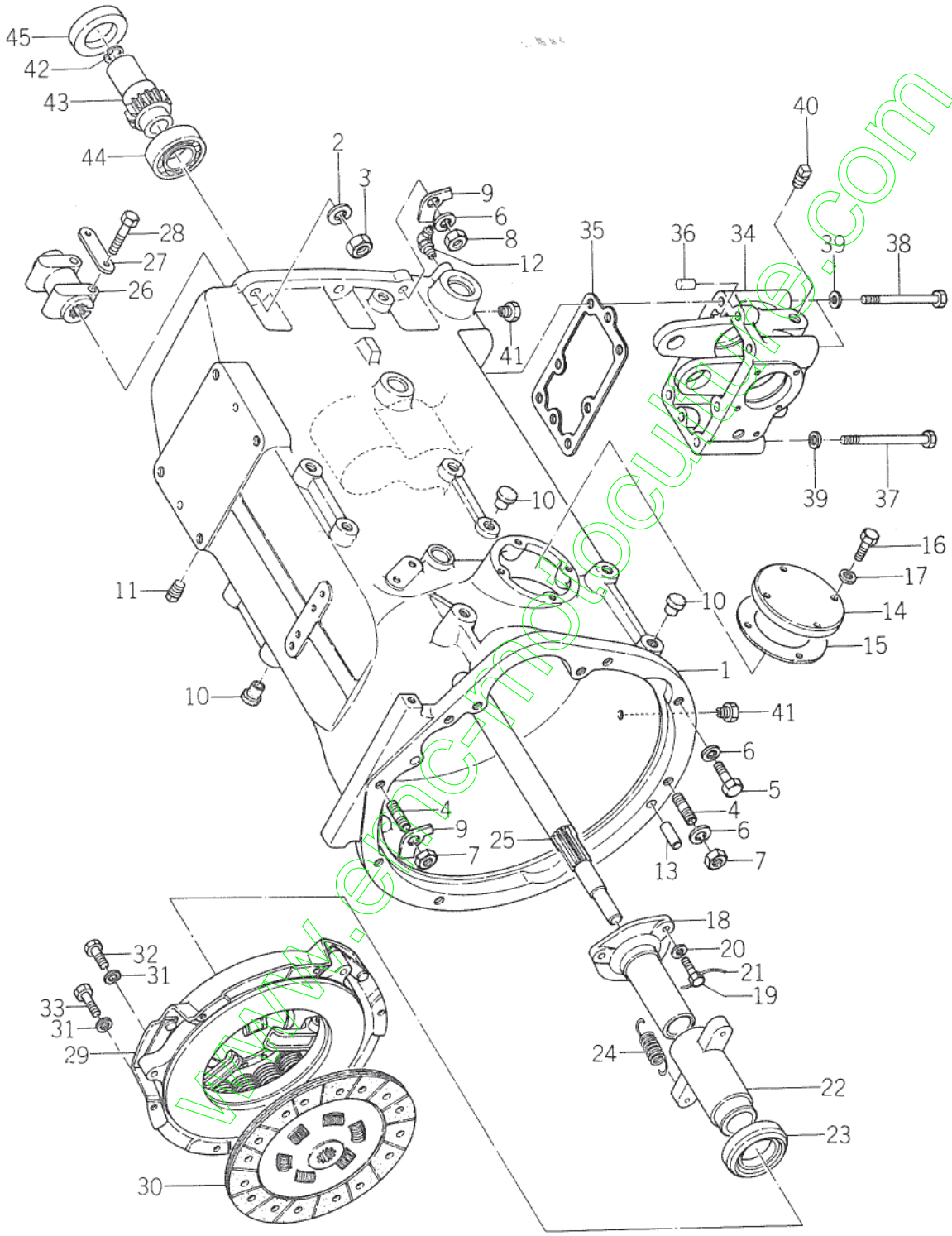
# Fig.38 CLUTCH HOUSING(S TYPE)

Embrayage



Ref.No. Réf.Nº	Parts No. Pièces Nº	Description Désignation	Model & Q'ty Modél & Quant					Remarks Remarques
			S	D	F-U	F-DU	L-FDU	
38- 1	1424-120-0012-0	HOUSING, CLUTCH Cartter d'embrayage	1					
38- 2	V303-460-0140-0	NUT/M14 Ecroû	2					
38- 3	V401-160-0140-0	WASHER, SP/M14 Rondelle frein	2					
38- 4	V251-341-2032-0	STUD/M12 X 32 9T Goujon	3					
38- 5	V201-461-2035-0	BOLT/M12 X35 Vis	5					
38- 6	V401-260-0120-0	WASHER, SP/M12 Rondelle frein	10					
38- 7	V300-460-0120-0	NUT/M12 Ecroû	3					
38- 8	V303-460-0120-0	NUT/M12 Ecroû	4					
38- 9	1404-120-0090-0	WASHER/M12 Rondelle	3					
38-10	1427-317-0040-0	CAP, BLANK/M14 Fausset	20					
38-11	1326-706-0020-0	PLUG, DRAIN Bouchon	2					
38-12	V763-400-0000-0	NIPPLE, GREASE Graisseur	2					
38-13	V520-201-0022-0	PIN, A/10 X 22 Goupille	1					
38-14	1416-120-0020-0	COVER, INSPECTION Couvercle	1					
38-15	1416-120-0030-0	PACKING Joint	1					
38-16	V201-260-8016-0	BOLT/M8 X 16 Vis	4					
38-17	V401-160-0080-0	WASHER, SP/M8 Rondelle frein	4					
38-18	1415-121-0010-0	GUIDE, SLEEVE Manchon	1					
38-19	1401-211-0100-0	BOLT/M8 X 25 Vis	3					
38-20	V401-260-0080-0	WASHER, SP/M8 Rondelle frein	3					
38-21		WIRE/0.9 X 200 Fil	1					
38-22	1417-121-0021-0	SLEEVE Manchon	1					
38-23	1416-120-0040-0	BEARING, RELEASE/40TMK 20B1 Roulement	1					
38-24	1415-120-0060-0	SPRING, TENSION/86 Ressort	2					
38-25	1415-121-0040-0	SHAFT, INPUT Arbre d'entree	1					
38-26	1415-121-0050-0	COUPLING, SPLINE Couplage	1					
38-27	1415-121-0060-0	WASHER, LOCK Rondelle frein	1					
38-28	V201-461-0040-0	BOLT/M10 X 40 Vis	2					
38- 0-1	1417-100-0521-0	CLUTCH ASSY/225 Embrayage ensemble	1					
38-29	1417-121-1001-0	• PLATE, PRESS ASSY Plaque	1					
38-30	1415-121-2000-0	• DISC, CLUTCH ASSY Disque d'embrayage	1					
38-31	V401-260-0080-0	WASHER, SP/M8 Rondelle frein	6					
38-32	1415-121-0090-0	BOLT/M8 X 25 Vis	2					
38-33	V201-260-8025-0	BOLT/M8 X 25 Vis	4					

**Fig.39 CLUTCH HOUSING(F-U TYPE)**  
Embrayage





Ref.No. Réf.Nº.	Parts No. Pièces Nº.	Description Désignation	Model & Q'ty Modél & Quant						Remarks Remarques
			S	D	F-U	F-DU	L-FDU		
39- 1	1425-132-0013-0	HOUSING, CLUTCH Carter d'embrayage				1			
39- 2	V401-160-0140-0	WASHER, SP/M14 Rondelle frein				2			
39- 3	V303-460-0140-0	NUT/M14 7T Erou				2			
39- 4	V251-441-2032-0	STUD/M12 X 32 9T Goujon				3			
39- 5	V201-461-2035-0	BOLT/M12 X 35 9T Vis				5			
39- 6	V401-160-0120-0	WASHER, SP/M12 Rondelle frein				10			
39- 7	V300-460-0120-0	NUT/M12 7T Erou				3			
39- 8	V303-460-0120-0	NUT/M12 7T Erou				4			
39- 9	1404-120-0090-0	WASHER, LOCK/M12 Rondelle frein				3			
39-10	1427-317-0040-0	CAP, BLANK/M14 Fausset				14			
39-11	V781-100-0008-0	PLUG Bouchon				1			
39-12	V763-400-0000-0	NIPPLE, GREASE Graisseur				2			
39-13	V520-101-0022-0	PIN, A/10 X 22 Goupille				1			
39-14	1416-120-0020-0	COVER, INSPECTION Couvercle				1			
39-15	1416-120-0030-0	PACKING Joint				1			
39-16	V201-260-8016-0	BOLT/M8 X 16 Vis				4			
39-17	V401-160-0080-0	WASHER, SP/M8 Rondelle frein				4			
39-18	1415-121-0010-0	GUIDE, SLEEVE Manchon				1			
39-19	1401-211-0100-0	BOLT/M8 X 25 Vis				3			
39-20	V401-160-0080-0	WASHER, SP/M8 Rondelle frein				3			
39-21		WIRE/0.9 X 200 Fil				1			
39-22	1417-121-0021-0	SLEEVE Manchon				1			
39-23	1416-120-0040-0	BEARING, RELEASE/40TM 20B1 Roulement				1			
39-24	1415-120-0060-0	SPRING, TENSION/86 Ressort				2			
39-25	1415-121-0040-0	SHAFT, INPUT Arbre d'entree				1			
39-26	1415-121-0050-0	COUPLING, SPLINE Couplage				1			
39-27	1415-121-0060-0	WASHER, LOCK Rondelle frein				1			
39-28	V201-461-0040-0	BOLT/M10 X 40 9T Vis				2			
39- 0-1	1417-100-0521-0	CLUTCH ASSY/225 Embrayage ensemble				1			
39-29	1417-121-1001-0	• PLATE, PRESS ASSY Plaque				1			
39-30	1415-121-2000-0	• DISK, CLUTCH ASSY/225 Disque d'embrayage				1			
39-31	V401-160-0080-0	WASHER, SP/M8 Rondelle frein				6			
39-32	1415-121-0090-0	BOLT/M8 X 25 Vis				2			
39-33	V201-260-8025-0	BOLT/M8 X 25 Vis				4			
39-34	1425-139-0040-0	METAL, SHIFT Carter				1			
39-35	1425-139-0050-0	PACKING Joint				1			
39-36	V520-101-0022-0	PIN, A/10 X 22 Goupille				2			
39-37	V201-461-0105-0	BOLT/M10 X 105 9T Vis				4			

Ref.No. Réf.Nº.	Parts No. Pièces N°.	Description Désignation	Model & Q'ty Modél & Quant					Remarks Remarques
			S	D	F.U	F.DU	L.F	
39-38	V201-461-0095-0	BOLT/M10 X 95 9T Vis					2	
39-39	V401-160-0100-0	WASHER, SP/M10 Rondelle frein					6	
39-40	V781-100-0006-0	PLUG Bouchon					1	
39-41	1326-706-0020-0	PLUG, DRAIN Bouchon					2	
39-42	V705-140-0170-0	RING, SNAP/C 17 Collet d'axe					1	
39-43	1425-132-0021-0	GEAR, DRIVE/17T Pignon d'attache					1	
39-44	V600-110-6206-0	BEARING, RB/6206 Roulement radial					1	
39-45	V740-142-6512-0	SEAL, OIL/SC426512 Bague d'étanchéité					1	

www.emc-motoculture.com



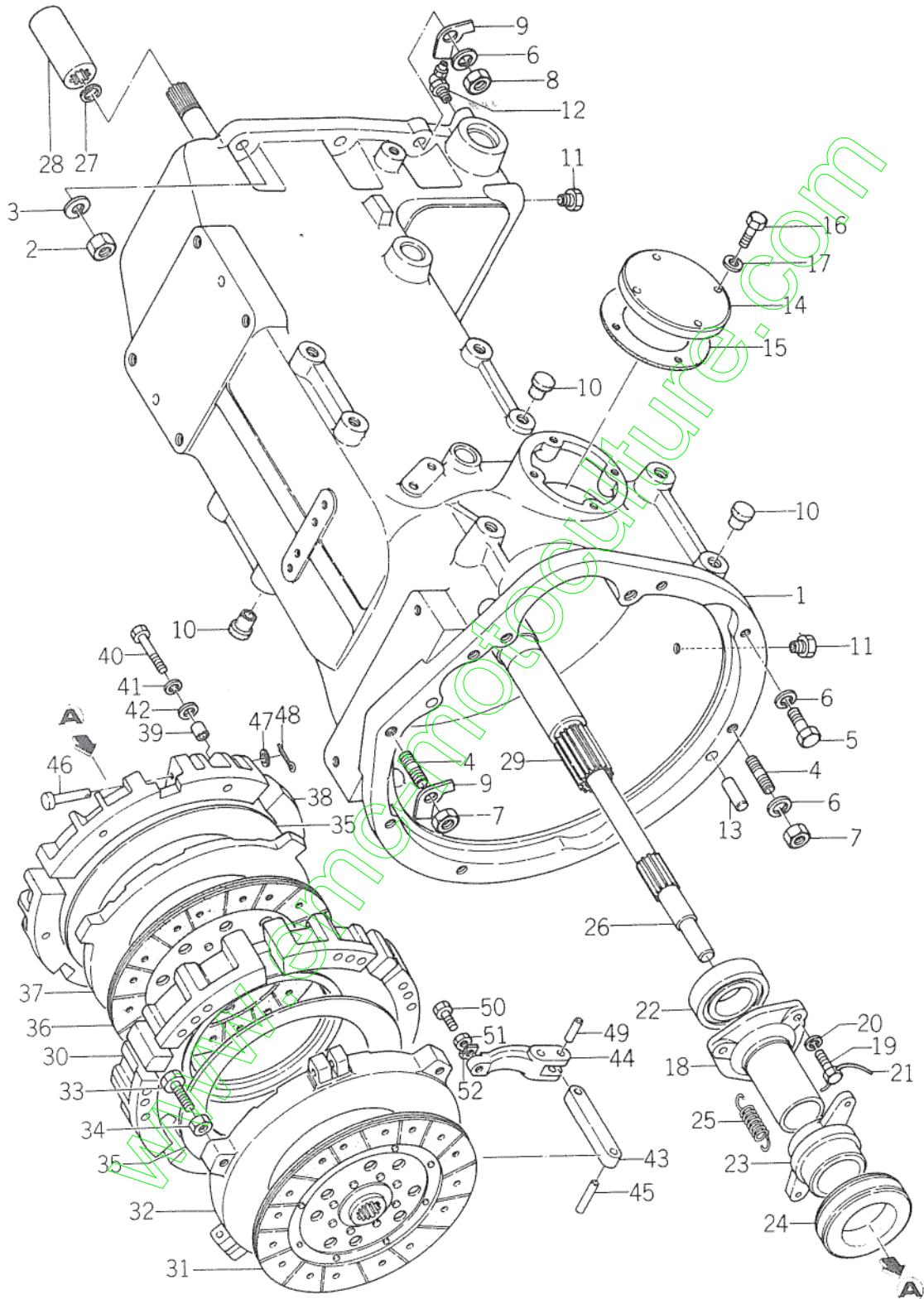
SERVICE MEMO

Lined area for writing the service memo.

[www.emc-motoculture.com](http://www.emc-motoculture.com)

# Fig.40 CLUTCH HOUSING(D TYPE)

Embrayage



Ref.No. Réf.Nº	Parts No. Pièces Nº	Description Désignation	Model & Q'ty Modél & Quant					Remarks Remarques
			S	D	F-U	F-DU	LFDU	
40- 1	1424-120-0012-0	HOUSING, CLUTCH Carter d'embrayage		1				
40- 2	V303-460-0140-0	NUT/M14 7T Erou		2				
40- 3	V401-160-0140-0	WASHER, SP/M14 Rondelle frein		2				
40- 4	V251-441-2032-0	STUD/M12 X 32 9T Goujon		3				
40- 5	V201-461-2035-0	BOLT/M12 X 35 9T Vis		5				
40- 6	V401-160-0120-0	WASHER, SP/M12 Rondelle frein		10				
40- 7	V300-460-0120-0	NUT/M12 7T Erou		3				
40- 8	V303-460-0120-0	NUT/M12 7T Erou		4				
40- 9	1404-120-0090-0	WASHER, LOCK/M12 Rondelle frein		3				
40-10	1427-317-0040-0	CAP, BLANK/M14 Fausset		20				
40-11	1326-706-0020-0	PLUG, DRAIN Bouchon		2				
40-12	V763-400-0000-0	NIPPLE, GREASE Graisseur		2				
40-13	V520-101-0022-0	PIN, A/10 X 22 Goupille		1				
40-14	1416-120-0020-0	COVER, INSPECTION Couvercle		1				
40-15	1416-120-0030-0	PACKING Joint		1				
40-16	V201-260-8016-0	BOLT/M8 X 16 Vis		4				
40-17	V401-160-0080-0	WASHER, SP/M8 Rondelle frein		4				
40-18	1415-120-0030-0	GUIDE, SLEEVE Manchon		1				
40-19	1401-211-0100-0	BOLT/M8 X 25 Vis		3				
40-20	V401-160-0080-0	WASHER, SP/M8 Rondelle frein		3				
40-21		WIRE/0.9 X 200 Fil		1				
40-22	V600-150-6207-0	BEARING, RB/62072NS Roulement radial		1				
40-23	1415-120-0050-0	SLEEVE Manchon		1				
40-24	1415-120-0040-0	BEARING, RELEASE Roulement		1				
40-25	1415-120-0060-0	SPRING, TENSION/86 Ressort		2				
40-26	1417-120-0021-0	SHAFT, INPUT A Arbre d'entree A.		1				
40-27	V705-140-0170-0	RING, SNAP/C 17 Collet d'axe		1				
40-28	1415-120-0080-0	COUPLING, SPLINE/20 X 75 Couplage		1				
40-29	1417-120-1002-0	SHAFT, INPUT B Arbre d'entree B.		1				
40- 0-1	1426-120-2001-0	CLUTCH, DUAL ASSY/225 Embrayage ensemble		1				
40- 0-1a	1426-120-2002-0	CLUTCH, DUAL ASSY/225 Embrayage ensemble		1				ⓑ
40-30	1415-120-0090-0	• COVER, CLUTCH A Couvercle A.		1				△
40-31	1426-120-2100-0	• DISC, CLUTCH F/225 Disque d'embrayage		1				
40-32	1415-120-0110-0	• PLATE, PRESS A Plaque A.		1				△
40-33	1415-120-0160-0	• BOLT Vis		3				
40-34	1415-120-0170-0	• NUT Erou		3				
40-35	1415-120-0130-0	• SPRING, DIAPHRAGM Ressort		2				△
40-36	1426-120-2201-0	• DISC, P/225 Disque d'embrayage		1				

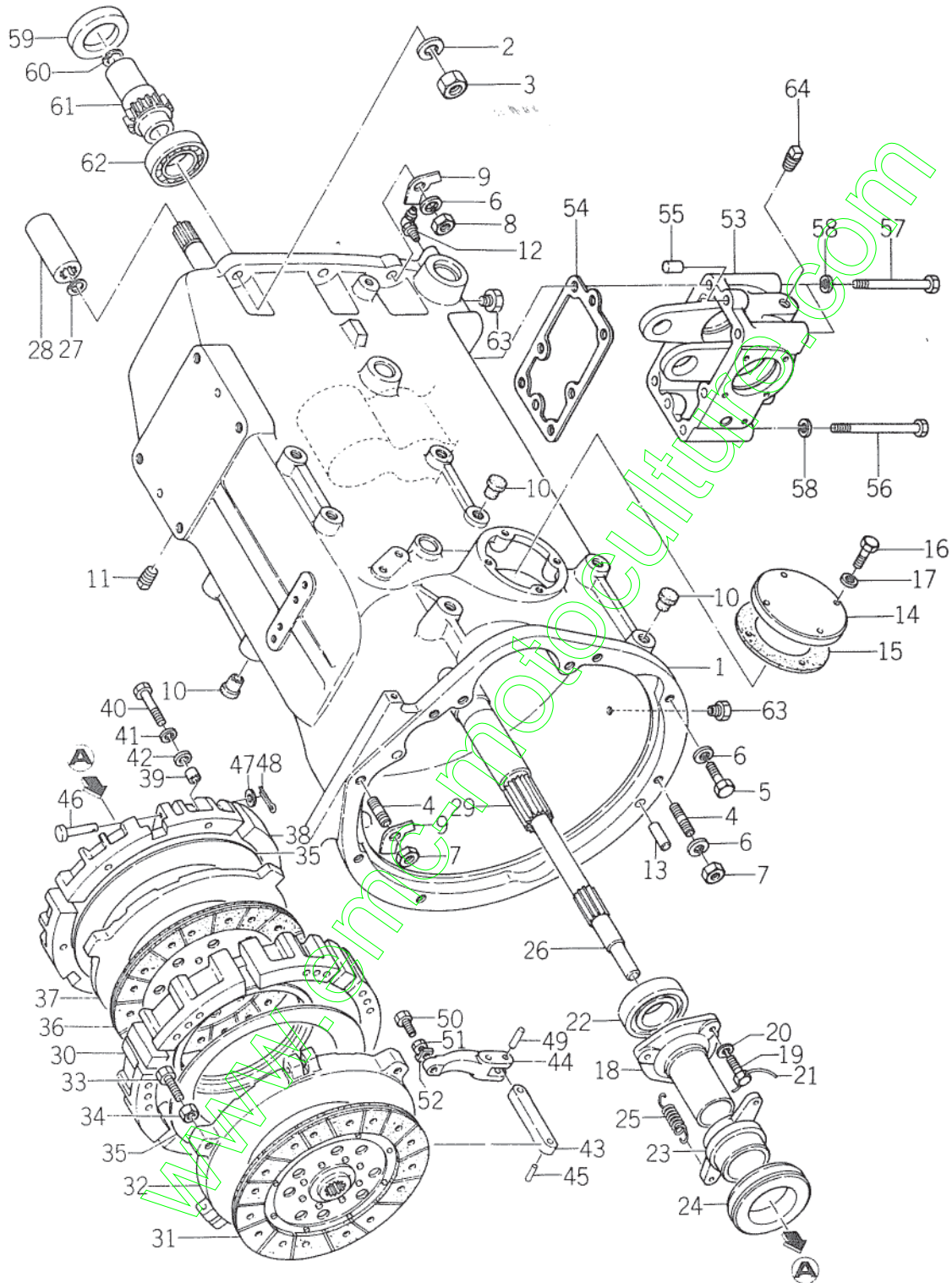
Ref.No. Réf.Nº.	Parts No. Pièces Nº.	Description Désignation	Model & Q'ty Modél & Quant					Remarks Remarques
			S	D	F-U	F-DU	LFDU	
40-36a	1426-120-2202-0	• DISC, P/225 Disque d'embrayage		1				Ⓟ
40-37	1415-120-0120-0	• PLATE, PRESS B Plaque B.		1				△
40-38	1415-120-0100-0	• COVER, CLUTCH B Convercle B.		1				
40-39	1415-120-0230-0	• PIPE, KNOCK Goupille		4				
40-40	1415-120-0220-0	• BOLT Vis		6				
40-41	1415-120-0240-0	• WASHER, SP/M8 Rondelle frein		6				
40-42	1415-120-0250-0	• WASHER/M8 Rondelle		2				
40-43	1415-120-3000-0	• ROD, RELÉASE Barre		3				
40-44	1415-120-2000-0	• LEVER, RELEASE Lever		3				
40-45	1415-120-0020-0	• PIN, RELEASE ROD Goupille		3				
40-46	1415-120-0180-0	• PIN, LEVER A Goupille		3				
40-47	1415-120-0210-0	• WASHER Rondelle		3				
40-48	V500-151-2015-0	• PIN, SPLIT/12 X 15 Goupille fendue		3				
40-49	1415-120-0190-0	• PIN, LEVER B Goupille		3				
40-50	1415-120-0140-0	• SCREW, LEVER ADJ Vis		3				
40-51	1415-120-0150-0	• NUT Ecou		3				
40-52	1415-120-0260-0	• WASHER, LOCK Rondelle frein		3				

**SERVICE MEMO**

Form with 24 horizontal dashed lines for writing.

[www.emc-motoculture.com](http://www.emc-motoculture.com)

**Fig.41 CLUTCH HOUSING(F-DU TYPE)**  
Embrayage





Ref.No. Réf.Nº	Parts No. Pièces N°	Description Désignation	Model & Q'ty Modél & Quant					Remarks Remarques
			S	D	F-U	F-DU	LFDU	
41- 1	1425-132-0013-0	HOUSING, CLUTCH Carter d'embrayage				1		
41- 2	V401-160-0140-0	WASHER, SP/M8 Rondelle frein				2		
41- 3	V303-460-0140-0	NUT/M14 7T Erou				2		
41- 4	V251-441-2032-0	STUD/M12 X 32 9T Goujon				3		
41- 5	V201-461-2035-0	BOLT/M12 X 35 9T Vis				5		
41- 6	V401-160-0120-0	WASHER, SP/M12 Rondelle frein				10		
41- 7	V300-460-0120-0	NUT/M12 7T Erou				3		
41- 8	V303-460-0120-0	NUT/M12 7T Erou				4		
41- 9	1404-120-0090-0	WASHER, LOCK/M12 Rondelle frein				3		
41-10	1427-317-0040-0	CAP, BLANK/M14 Fausset				14		
41-11	V781-100-0008-0	PLUG Bouchon				1		
41-12	V763-400-0000-0	NIPPLE, GREASE Graisseur				2		
41-13	V520-101-0022-0	PIN, A/10 X 22 Goupille				1		
41-14	1416-120-0020-0	COVER, INSPECTION Couvercle				1		
41-15	1416-120-0030-0	PACKING Joint				1		
41-16	V201-260-8016-0	BOLT/M8 X 16 Vis				4		
41-17	V401-160-0080-0	WASHER, SP/M8 Rondelle frein				4		
41-18	1415-120-0030-0	GUIDE, SLEEVE Manchon				1		
41-19	1401-211-0100-0	BOLT/M8 X 25 Vis				3		
41-20	V401-160-0080-0	WASHER, SP/M8 Rondelle frein				3		
41-21		WIRE/0.9 X 200 Fil				1		
41-22	V600-150-6207-0	BEARING, RB/62072NS Roulement radial				1		
41-23	1415-120-0050-0	SLEEVE Manchon				1		
41-24	1415-120-0040-0	BEARING, RELEASE/CT55 BL1 Roulement				1		
41-25	1415-120-0060-0	SPRING, TENSION/86 Ressort				2		
41-26	1417-120-0021-0	SHAFT, INPUT A Arbre d'entree A.				1		
41-27	V705-140-0170-0	◇ RING, SNAP/C 17 Collet d'axe				1		
41-28	1415-120-0080-0	COUPLING, SPLINE/20 X 75 Couplage				1		
41-29	1417-120-1002-0	SHAFT, INPUT B Arbre d'entree B.				1		
41- 0-1	1426-120-2001-0	CLUTCH, DUAL ASSY/225 Embrayage ensemble				1		
41- 0-1a	1426-120-2002-0	CLUTCH, DUAL ASSY/225 Embrayage ensemble				1	Ⓟ	
41-30	1415-120-0090-0	• COVER, CLUTCH A Couvercle				1		
41-31	1426-120-2100-0	• DISC, F/225 Disque d'embrayage				1		
41-32	1415-120-0110-0	• PLATE, PRESS A Plaque A.				1		
41-33	1415-120-0160-0	• BOLT Vis				3		
41-34	1415-120-0170-0	• NUT Erou				3		
41-35	1415-120-0130-0	• SPRING, DIAPHRAM Ressort				2		
41-36	1426-120-2201-0	• DISC, P/225 Disque d'embrayage				1		



Ref.No. Réf.Nº.	Parts No. Pièces Nº.	Description Désignation	Model & Q'ty Modél & Quant						Remarks Remarques
			S	D	F-U	F-DU	LFDU		
41-36a	1426-120-2202-0	• DISC, P/225 Disque d'embrayage					1		Ⓑ
41-37	1415-120-0120-0	• PLATE, PRESS B Plaque B.					1		
41-38	1415-120-0100-0	• COVER, CLUTCH B Couvercle					1		
41-39	1415-120-0230-0	• PIPE, KNOCK Goupille					4		
41-40	1415-120-0220-0	• BOLT Vis					6		
41-41	1415-120-0240-0	• WASHER, SP/M8 Rondelle frein					6		
41-42	1415-120-0250-0	• WASHER/M8 Rondelle					2		
41-43	1415-120-3000-0	• ROD, RELEASE Barre					3		
41-44	1415-120-2000-0	• LEVER, RELEASE Lever					3		
41-45	1415-120-0020-0	• PIN, RELEASE ROD Goupille					3		
41-46	1415-120-0180-0	• PIN, LEVER A Goupille					3		
41-47	1415-120-0210-0	• WASHER Rondelle					3		
41-48	V500-151-2015-0	• PIN, SPLIT/1.2 X 15 Goupille fendue					3		
41-49	1415-120-0190-0	• PIN, LEVER B Goupille					3		
41-50	1415-120-0140-0	• SCREW, LEVER ADJ Vis					3		
41-51	1415-120-0150-0	• NUT Erou					3		
41-52	1415-120-0260-0	• WASHER, LOCK Rondelle frein					3		
41-53	1425-139-0040-0	METAL, SHIFT Cartar					1		
41-54	1425-139-0050-0	PACKING Joint					1		
41-55	V520-101-0022-0	PIN, A/10 X 22 Goupille					2		
41-56	V201-461-0105-0	BOLT/M10 X 105 9T Vis					4		
41-57	V201-461-0095-0	BOLT/M10 X 95 9T Vis					2		
41-58	V401-160-0100-0	WASHER, SP/M10 Rondelle frein					6		
41-59	V740-142-6512-0	SEAL, OIL/SC426512 Bague d'étanchéité					1		
41-60	V705-140-0170-0	RING, SNAP/C 17 Collet d'axe					1		
41-61	1425-132-0021-0	GEAR, DRIVE/17T Pignon d'aateche					1		
41-62	V600-110-6206-0	BEARING, RB/6206 Roulement radial					1		
41-63	1326-706-0020-0	PLUG, DRAIN Bouchon					2		
41-64	V781-100-0006-0	PLUG/PT 3/8 Bouchon					1		

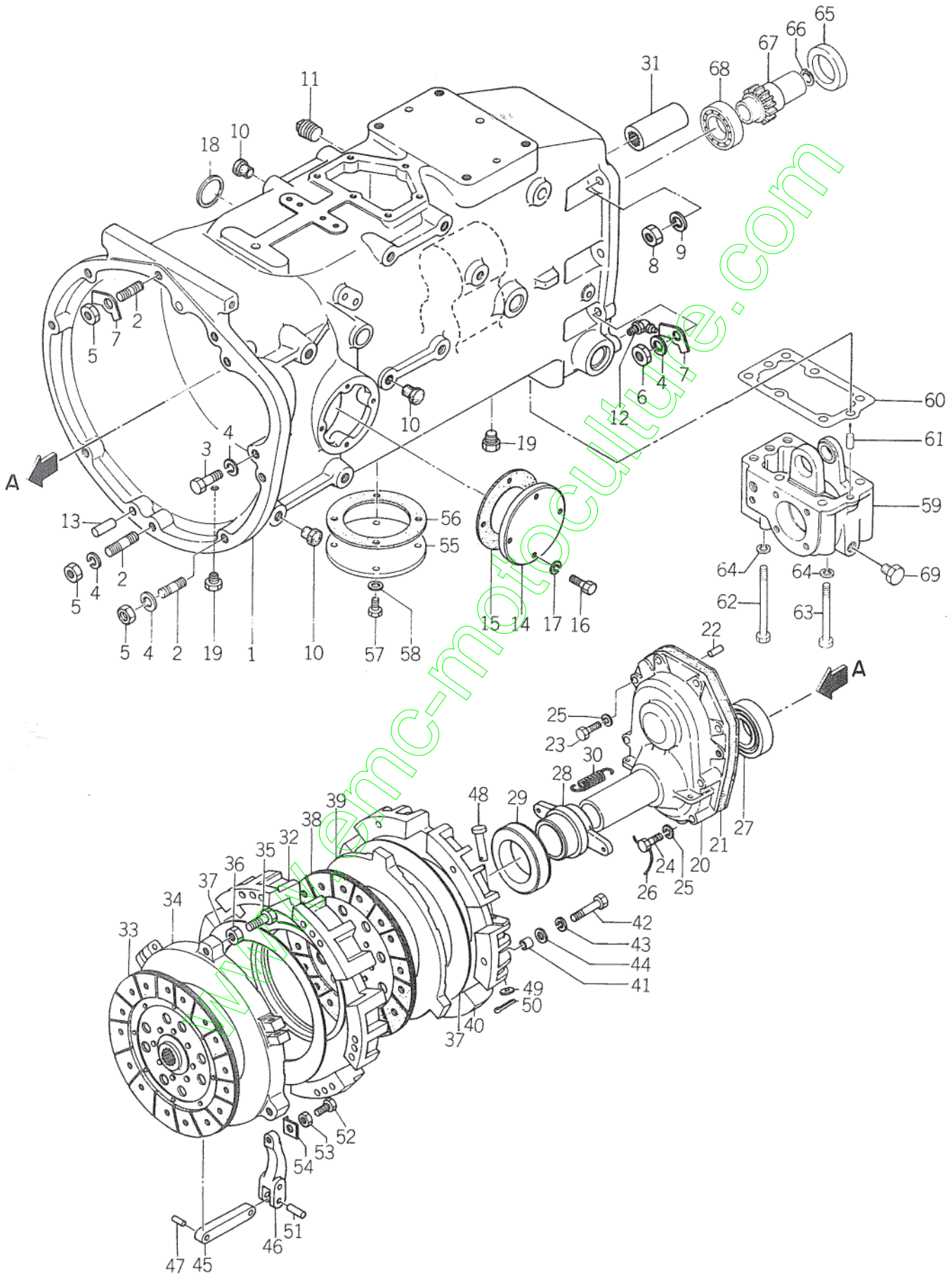
SERVICE MEMO

Series of horizontal dashed lines for writing.

[www.emc-motoculture.com](http://www.emc-motoculture.com)

# Fig.41A CLUTCH HOUSING(LF-DU TYPE)

Embrayage



Ref.No. Réf.N°	Parts No. Pièces N°	Description Désignation	Model & Q'ty Modél & Quant					Remarks Remarques
			S	D	F-U	F-DU	L-FDU	
41A- 1	1425-134-0010-0	HOUSING, CLUTCH Carter d'embrayage					1	
41A- 2	V251-441-2032-0	STUD/M12 x 32 9T Goujon					3	
41A- 3	V201-461-2035-0	BOLT/M12 x 35 9T Vis					5	
41A- 4	V401-160-0120-0	WASHER, SP/M12 Rondelle frein					10	
41A- 5	V300-460-0120-0	NUT/M12 Ecrou					3	
41A- 6	V303-460-0120-0	NUT/M12 Ecrou					4	
41A- 7	1404-120-0090-0	WASHER, LOCK/M12 Rondelle frein					3	
41A- 8	V303-460-0140-0	NUT/M14 Ecrou					2	
41A- 9	V401-160-0140-0	WASHER, SP/M14 Rondelle frein					2	
41A-10	1427-317-0040-0	CAP, BLANK/M14 Fausset					14	
41A-11	V781-100-0008-0	PLUG Bouchon					1	
41A-12	V763-400-0000-0	NIPPLE, GREASE Graisseur					2	
41A-13	V520-101-0022-0	PIN/10 x 22 Goupille					1	
41A-14	1416-120-0020-0	COVER, INSPECTION Couvercle					1	
41A-15	1416-120-0030-0	PACKING Joint					1	
41A-16	V201-260-8016-0	BOLT/M8 x 16 Vis					4	
41A-17	V401-160-0080-0	WASHER, SP/M8 Rondelle frein					4	
41A-18	1427-252-0020-0	CAP, BLANK Fausset					1	
41A-19	1326-706-0020-0	PLUG, DRAIN Bouchon					2	
41A-20	1425-135-0010-0	METAL, SLEEVE Palier					1	
41A-21	1425-134-0030-0	PACKING, SLEEVE METAL Joint					1	
41A-22	V520-200-6016-0	PIN/6 x 16 Goupille					1	
41A-23	1401-211-0100-0	BOLT/M8 x 25 Vis					4	
41A-24	1415-125-0240-0	BOLT/M8 x 45 Vis					4	
41A-25	V401-160-0080-0	WASHER, SP/M8 Rondelle frein					8	
41A-26		WIRE/0.9 x 700 Fil					1	
41A-27	V740-235-5007-0	SEAL, OIL/SG35507 Baque d'étanchéité					1	
41A-28	1415-120-0050-0	SLEEVE Manchon					1	
41A-29	1415-120-0040-0	BEARING, RELEASE Roulement					1	
41A-30	1415-125-0250-0	SPRING, TENSION/41 ressort					2	
41A-31	1415-125-0320-0	COUPLING/20 x 95 avec 1415 125 0310 0 =					4	1415 012 2000 0
41A-0-1	1426-120-2001-0	CLUTCH, DUAL ASSY/225 Embrayage ensemble					1	
41A-0-1a	1426-120-2002-0	CLUTCH, DUAL ASSY/225 Embrayage ensemble					1	ⓑ
41A-32	1415-120-0090-0	• COVER, CLUTCH A Couvercle					1	
41A-33	1426-120-2100-0	• DISC, F/225 Disque d'embrayage					1	
41A-34	1415-120-0110-0	• PLATE, PRESS A Plaque A					1	
41A-35	1415-120-0160-0	• BOLT Vis					3	
41A-36	1415-120-0170-0	• NUT Ecrou					3	

Ref.No. Réf.Nº	Parts No. Pièces Nº.	Description Désignation	Model & Q'ty Modél & Quant					Remarks Remarques
			S	D	F-U	F-DU	LFDU	
41A-37	1415-120-0130-0	• SPRING, DIAPHRAGM Ressort					2	
41A-38	1426-120-2201-0	• DISC, P/225 Disque d'embrayage					1	
41A-38a	1426-120-2202-0	• DISC, P/225 Disque d'embrayage					1	Ⓢ
41A-39	1415-120-0120-0	• PLATE, PRESS B Plaque B					1	
41A-40	1415-120-0100-0	• COVER, CLUTCH B Couvercle					1	
41A-41	1415-120-0230-0	• PIPE, KNOCK Goupille					4	
41A-42	1415-120-0220-0	• BOLT Vis					6	
41A-43	1415-120-0240-0	• WASHER, SP/M8 Rondelle frein					6	
41A-44	1415-120-0250-0	• WASHER/M8 Rondelle					2	
41A-45	1415-120-3000-0	• ROD, RELEASE Barre					3	
41A-46	1415-120-2000-0	• LEVER, RELEASE Lerier					3	
41A-47	1415-120-0200-0	• PIN, RELEASE ROD Goupille					3	
41A-48	1415-120-0180-0	• PIN, LEVER A Goupille					3	
41A-49	1415-120-0210-0	• WASHER Rondelle					3	
41A-50	V500-151-2015-0	• PIN, SPLT/1.2 x 15 Goupille fendue					3	
41A-51	1415-120-0190-0	• PIN, LEVER B Goupille					3	
41A-52	1415-120-0140-0	• SCREW, LEVER ADJ Vis					3	
41A-53	1415-120-0150-0	• NUT Ecrou					3	
41A-54	1415-120-0260-0	• WASHER Rondelle					3	
41A-55	1425-134-0070-0	COVER, BOTTOM Couvercle					1	
41A-56	1425-134-0080-0	PACKING, COVER Joint					1	
41A-57	V201-260-8020-0	BOLT/M8 x 20 Vis					4	
41A-58	V401-160-0080-0	WASHER, SP/M8 Rondelle frein					4	
41A-59	1425-139-0040-0	METAL, SHIFT Carter					1	
41A-60	1425-139-0050-0	PACKING Joint					1	
41A-61	V520-101-0022-0	PIN, A/10 x 22 Goupille					2	
41A-62	V201-461-0105-0	BOLT/M10 x 105 9 T Vis					4	
41A-63	V201-461-0095-0	BOLT/M10 x 95 9T Vis					2	
41A-64	V401-160-0100-0	WASHER, SP/M10 Rondelle frein					6	
41A-65	V740-142-6512-0	SEAL, OIL/SC426512 Bague d'étanchéité					1	
41A-66	V705-140-0170-0	RING, SNAP/C17 Collet d'axe					1	
41A-67	1425-132-0021-0	GEAR, DRIVE/17T Pignon d'attache					1	
41A-68	V600-110-6206-0	BEARING, RB/6206 Roulement radial					1	
41A-69	V781-100-0006-0	PLUG/PT 3/8 Bouchon					1	

**SERVICE MEMO**

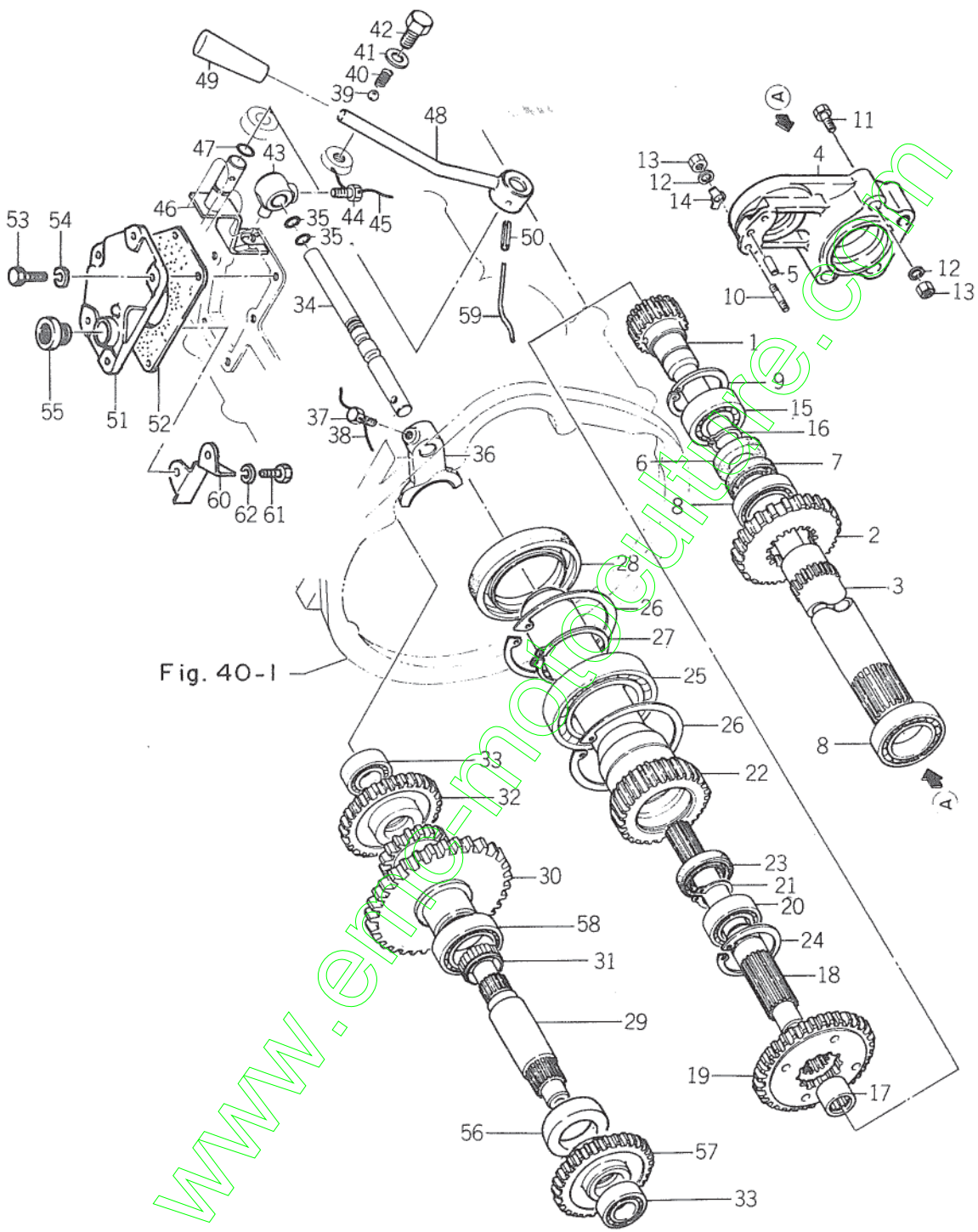
A series of horizontal dashed lines for writing.

[www.emc-motoculture.com](http://www.emc-motoculture.com)



# Fig.41B CLUTCH HOUSING(LF-DU TYPE)

Embrayage





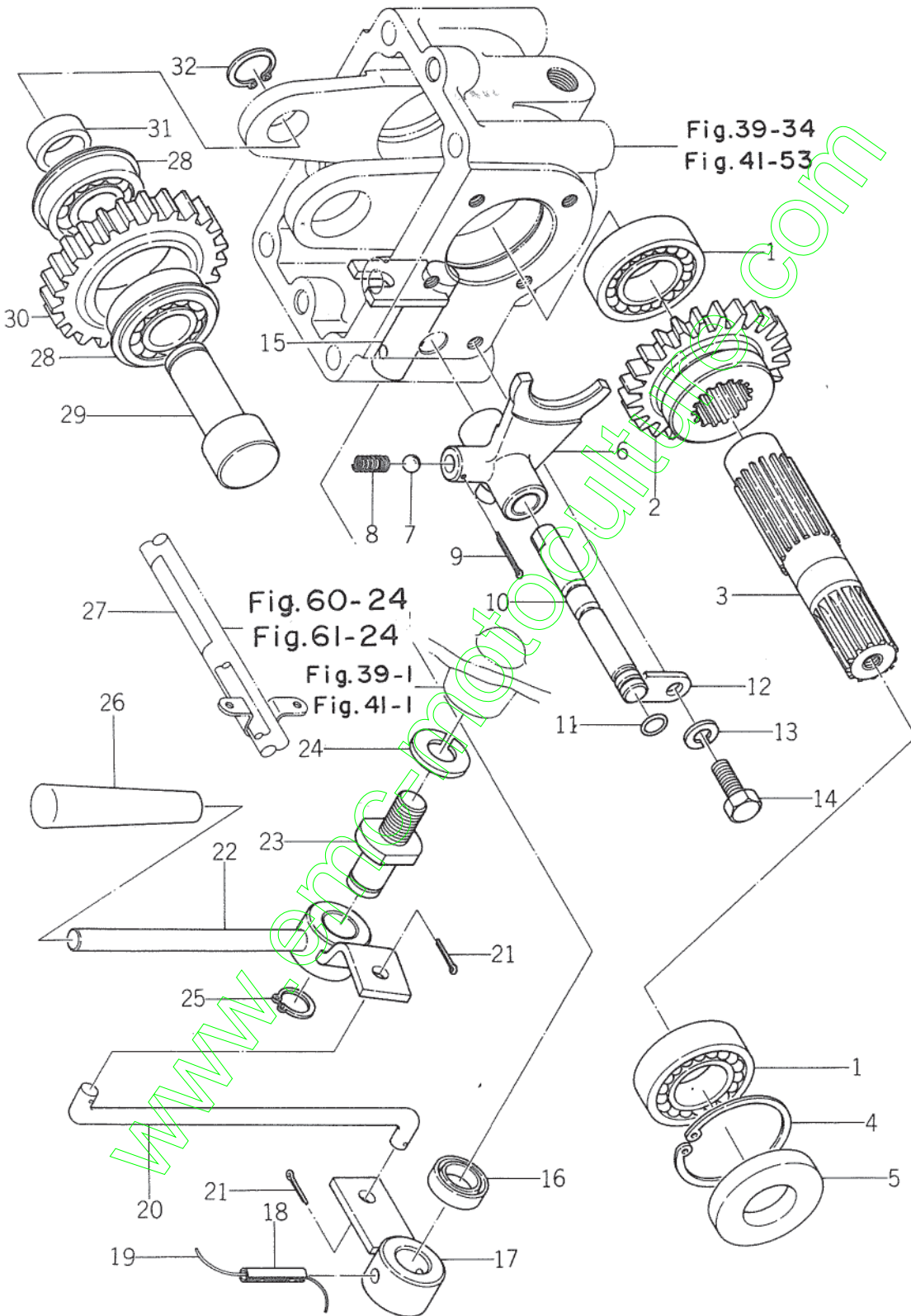
Ref.No. Réf.Nº	Parts No. Pièces Nº.	Description Désignation	Model & Q'ty Modél & Quant					Remarks Remarques
			S	D	F-U	F-DU	L-FDU	
41B- 1	1415-125-0051-0	GEAR, INPUT/13T Pignon d'entree					1	
41B- 2	1415-125-0061-0	GEAR, INPUT/24T Pignon d'entree					1	
41B- 3	1415-125-0260-0	PIPE, INPUT Douille de pignon					1	
41B- 4	1425-134-0060-0	METAL, BEARING Arretoire de roulement					1	
41B- 5	V520-100-6016-0	PIN/6 x 16 Goupille					1	
41B- 6	V740-230-5007-0	SEAL, OIL/SC30507 Bague d'étanchéité					1	
41B- 7	V740-235-5007-0	SEAL, OIL/SC35507 Bague d'étanchéité					1	
41B- 8	V600-110-6007-0	BEARING, RB/6007 Roulement radial					2	
41B- 9	V705-140-0620-0	RING, SNAP/62 Collet d'axe					1	
41B-10	V251-440-6012-0	STUD/M6 x 12 9T Goujon					2	
41B-11	V200-460-6050-0	BOLT/M6 x 50 9T Vis					4	
41B-12	V401-160-0060-0	WASHER, SP/M6 Rondelle frein					4	
41B-13	V300-460-0060-0	NUT/M6 7T Ecroû					2	
41B-14	1415-125-0350-0	WASHER, LOCK/M6 Rondelle frein					2	
41B-15	V600-110-6206-0	BEARING, RB/6206 Roulement radial					1	
41B-16	V704-140-0300-0	RING, SNAP/30 Collet d'axe					1	
41B-17	V653-420-2620-0	BEARING, NR/TLA2020 Roulement a aiguilles					1	
41B-18	1415-125-0310-0	SHAFT, OUTPUT avec 1415 125 0320 0 = Arbre recepateur					1	1415 012 2000 0
41B-19	1426-125-0030-0	GEAR, SHIFT/35T Baladeur etage					1	
41B-20	V600-110-6205-0	BEARING, RB/6205 Roulement radial					1	
41B-21	V704-140-0250-0	RING, SNAP/25 Collet d'axe					1	
41B-22	1417-125-0020-0	GEAR, OUTPUT/24T Pignon					1	
41B-23	V740-225-4409-0	SEAL, OIL/SC25449 Bague d'étanchéité					1	
41B-24	V704-140-0520-0	RING, SNAP/52 Collet d'axe					1	
41B-25	V600-110-6012-0	BEARING, RB/6012 Roulement radial					1	
41B-26	V705-140-0950-0	RING, SNAP/95 Collet d'axe					2	
41B-27	V704-140-0600-0	RING, SNAP/60 Collet d'axe					1	
41B-28	1415-125-0130-0	SEAL, OIL/SC609512 Bague d'étanchéité					1	
41B-29	1415-125-0271-0	SHAFT, COUNTER Arbre etle renvoi					1	
41B-30	1426-125-0021-0	GEAR, COUNTER/39-17T Pignon etage					1	
41B-31	1415-125-0360-0	BEARING, NR/KT283313 Roulement a aiguilles					1	
41B-32	1415-125-0080-0	GEAR, COUNTER/39-17T Pignon etage					1	
41B-33	V600-110-63040	BEARING, RB/6304 Roulement radial					2	
41B-34	1426-125-0050-0	STAY, CREEP SHIFTER Appui					1	
41B-35	V720-102-4011-0	O-RING/P11 Joint torique					2	
41B-36	1426-125-0040-0	SHIFTER, CREEP Fourchette					1	
41B-37	1415-216-0060-0	BOLT/M8 x 16 Vis					1	
41B-38		WIRE/0.9 x 100 Fil					1	

Ref.No. Réf.Nº	Parts No. Pièces Nº	Description Désignation	Model & Q'ty Modél & Quant					Remarks Remarques
			S	D	F-U	F-DU	L-FDU	
41B-39	V680-200-0013-0	BALL, STEEL Bille					1	
41B-40	1415-210-0020-0	SPRING, SHIFTER Ressort					1	
41B-41	1415-125-0160-0	WASHER/13 x 25 x 2 Rondelle					1	
41B-42	1424-125-0030-0	BOLT/M12 x 12 Vis					1	
41B-43	1415-125-0171-0	BOSS, SHIFT Bossage					1	
41B-44	1415-216-0060-0	BOLT/M8 x 16 Vis					1	
41B-45		WIRE/0.9 x 100 Fil					1	
41B-46	1415-125-2001-0	ARM, SHIFT Levier de selecteur					1	
41B-47	V720-102-4012-0	O-RING/P12 Joint torique					1	
41B-48	1426-125-2000-0	LEVER, SHIFT Levier de changement					1	
41B-49	4106-105-3030-0	GRIP Pommeau					1	
41B-50	V580-140-6028-0	PIN, SPRING/6 x 28 Goupille elastique					1	
41B-51	1426-125-0060-0	COVER, HOUSING Couvercle					1	
41B-52	1415-125-0190-0	PACKING, COVER Joint					1	
41B-53	V201-260-8020-0	BOLT/M8 x 20 Vis					6	
41B-54	V401-160-0800-0	WASHER, SP/M8 Rondelle frein					6	
41B-55	7954-205-1000-0	CAP, OIL/30 Bouchon					1	
41B-56	V744-240-5508-0	SEAL, OIL/TC40558 Bague d'etancheite					1	
41B-57	1415-125-0290-0	GEAR, COUNTER/28T Pignon etage					1	
41B-58	V600-110-6008-0	BEARING, RB/6008 Roulement radial					1	
41B-59		WIRE/0.9 x 150 Fil					1	
41B-60	1425-134-0090-0	STOPPER, OIL Pastille					1	
41B-61	V200-260-6012-0	BOLT/M6 x 12 Vis					2	
41B-62	V401-160-0060-0	WASHER, SP/M6 Rondelle frein					2	



# Fig.42 CHANGE GEAR SYSTEM(F-U, F-DU LF-DU TYPE)

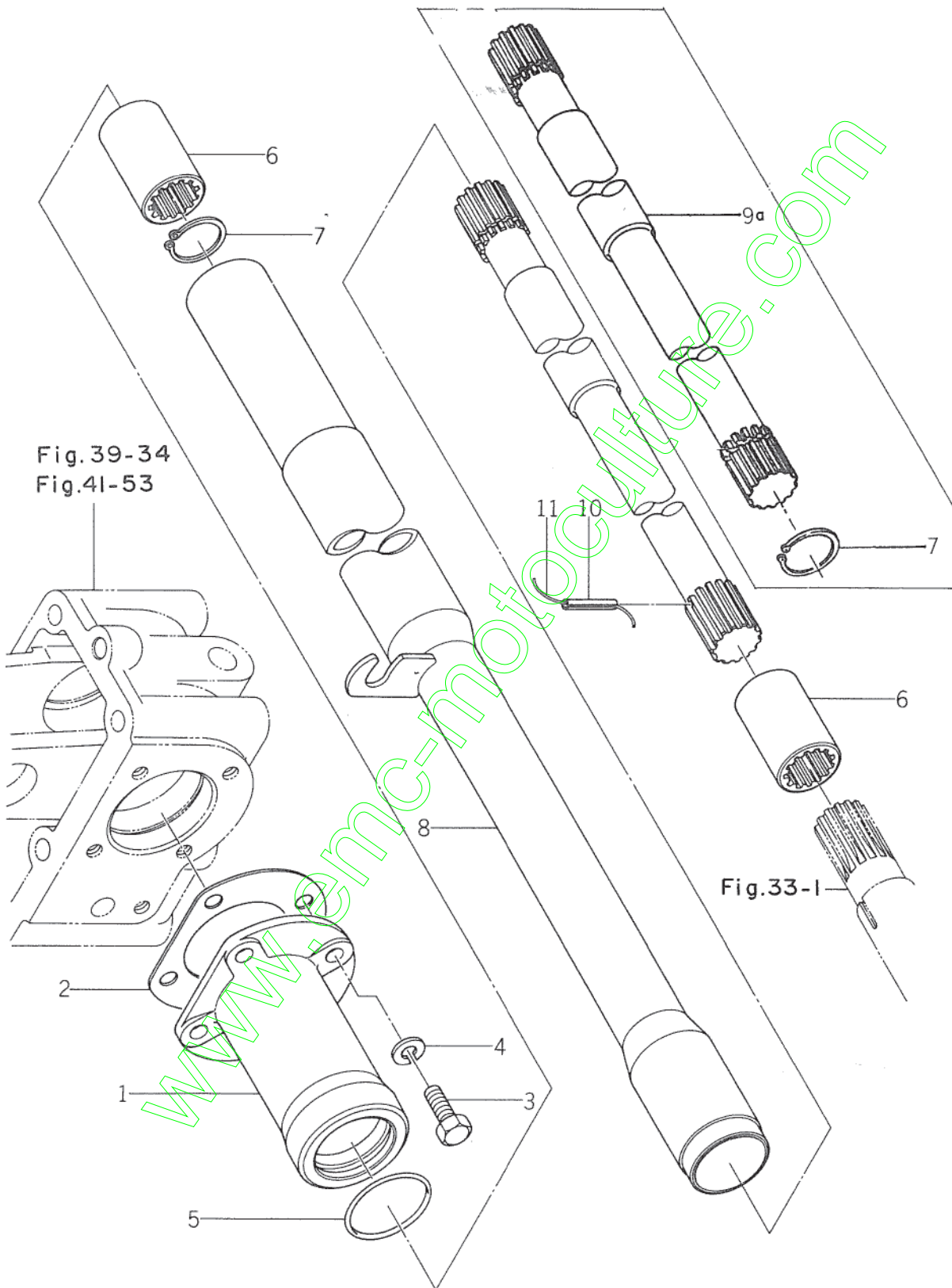
Levier de vitesses avant



Ref.No. Réf.Nº.	Parts No. Pièces Nº.	Description Désignation	Model & Q'ty Modél & Quant					Remarks Remarques	
			S	D	F	U	F		D
42- 1	V600-110-6205-0	BEARING, RB/6205 Roulement radial			2	2	2		
42- 2	1425-132-0080-0	GEAR, SHIFT/24T Pignon			1	1	1		
42- 3	1425-132-0070-0	SHAFT, SHIFT Arbre			1	1	1		
42- 4	V705-140-0520-0	RING, SNAP/C52 Collet d'axe			1	1	1		
42- 5	V740-225-5208-0	SEAL, OIL/SC25528 Bague d'étancheite			1	1	1		
42- 6	1425-132-0091-0	SHIFTER Fouchette			1	1	1		
42- 7	V680-200-0010-0	BALL, STEEL/5/16" Bille			1	1	1		
42- 8	1302-225-0030-0	SPRING, SHIFTER Ressort de fourchette			1	1	1		
42- 9	V500-153-0025-0	PIN, SPLIT/3 X 25 Goupille			1	1	1		
42-10	1425-132-0110-0	STAY, SHIFTER Appui			1	1	1		
42-11	V720-101-9010-0	O-RING/P10 Joint torique			1	1	1		
42-12	1416-216-0040-0	STOPPER, SHIFTER STAY Arret			1	1	1		
42-13	V401-160-0080-0	WASHER, SP/M8 Rondellen frein			1	1	1		
42-14	V201-260-8012-0	BOLT/M8 X 12 Vis			1	1	1		
42-15	1425-132-2000-0	ARM, SHIFT Bras			1	1	1		
42-16	V740-116-2607-0	SEAL, OIL/SC16167 Bague d'entancheite			1	1	1		
42-17	1425-132-2100-0	BOSS, SHIFT Moyeau			1	1	1		
42-18	V580-140-6032-0	PIN, SPRING/W6 X 32 Goupille elastique			1	1	1		
42-19	V590-130-9150-0	WIRE/0.9 X 150 Fil			1	1	1		
42-20	1425-132-0130-0	ROD/235 Bielle			1	1	1		
42-21	V500-152-0018-0	PIN, SPLIT/2 X 18 Goupille fendue			2	2	2		
42-22	1425-132-2200-0	LEVER, SHIFT Lever			1	1	1		
42-23	1425-132-0120-0	PIN, COUNTER SHIFT Goupille			1	1	1		
42-24	V401-160-0140-0	WASHER, SP/M14 Rondelle frein			1	1	1		
42-25	V704-140-0160-0	RING, SNAP/C 16 Collet d'axe			1	1	1		
42-26	4106-105-3030-0	GRIP Pommeau			1	1	1		
42-27	1427-943-0041-0	MARK, F-SHIFT Etiquette			1	1	1	English	
42-27-1	1431-935-0070-0	MARK, F-SHIFT Etiquette			1	1	1	★ French	
42-28	V607-110-6204-0	BEARING, RB/6204 NR Roulement radial			2	2	2		
42-29	1425-139-0020-0	PIN, COUNTER Goupille			1	1	1		
42-30	1425-139-0010-0	GEAR, COUNTER/27T Pignon			1	1	1		
42-31	1425-139-0030-0	COLLAR Collier			1	1	1		
42-32	V704-140-0200-0	RING, SNAP/C 20 Collet d'axe			1	1	1		



**Fig.43 DRIVE SHAFT SYSTEM(F-U, F-DU LF-DU TYPE)**  
Demi arbre avant



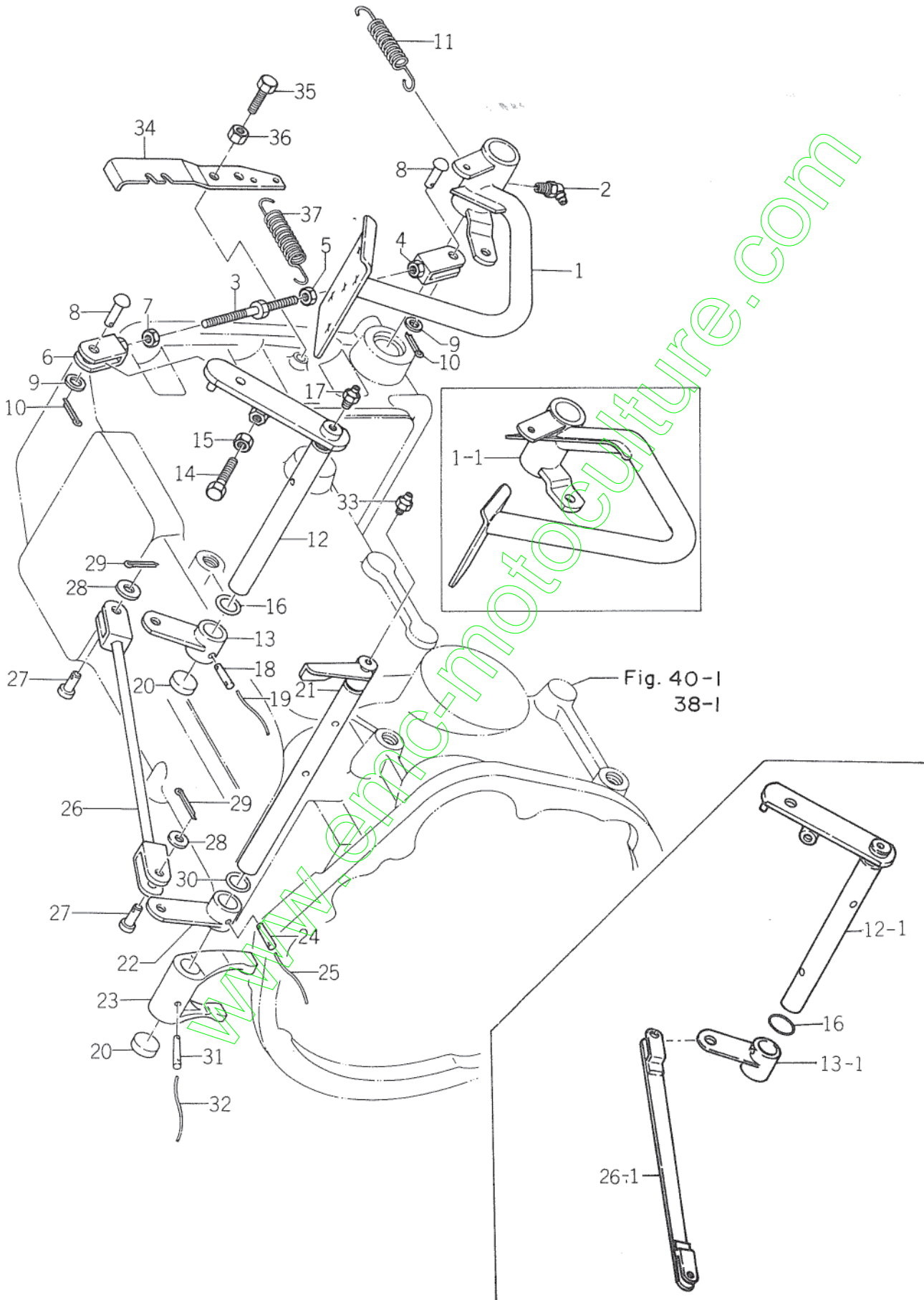


Ref.No. Réf.Nº.	Parts No. Pièces Nº.	Description Désignation	Model & Q'ty Modél & Quant						Remarks Remarques
			S	D	F-U	F-DU	L-FDU	L-FDU	
43- 1	1425-132-0160-0	COVER, METAL Couvercle			1	1	1		
43- 2	1425-132-0170-0	PACKING, COVER Joint			1	1	1		
43- 3	V201-260-8020-0	BOLT/M8 X 20 Vis			4	4	4		
43- 4	V401-160-0080-0	WASHER, SP/M8 Rondelle frein			4	4	4		
43- 5	V721-103-1040-0	O-RING/G40 Joint torique			1	1	1		
43- 6	1425-132-0150-0	COUPLING Couplage			2	2	2		
43- 7	V704-140-0250-0	RING, SNAP/C 25 Collet d'axe			1	1	1	2 used #002281~	
43- 8	1425-132-2300-0	COVER, SHAFT Couvercle			1	1	1		
43- 9	1425-132-0140-0	SHAFT, DRIVE Demi arbre avant			1	1	1		
43- 9a	1425-132-0141-0	SHAFT, DRIVE Demi arbre avant			1	1	1	Ⓐ #002281~	
43-10	V580-140-4028-0	PIN, SPRING/W 4 X 28 Goupille elastique			1	1	1		
43-11		WIRE/0.9 X 150 Fil			1	1	1	ⓓ	

www.emc-motoculture.com

**Fig.44 CLUTCH PEDAL**

Pedale d'embrayage



Ref.No. Réf.Nº.	Parts No. Pièces Nº.	Description Désignation	Model & Q'ty Modél & Quant					Remarks Remarques
			S	D	F-U	F-DU	LFDU	
44- 1	1424-122-1000-0	PEDAL, CLUTCH Pedale d'embrayage	1		1			
44- 1-1	1426-128-2000-0	PEDAL, CLUTCH Pedale d'embrayage		1		1	1	
44- 2	V763-400-0000-0	NIPPLE, GREASE Ecro u a creneaux	1	1	1	1	1	
44- 3	1424-122-2000-0	ROD, CLUTCH Tige d'embrayage	1	1	1	1	1	
44- 4	1415-312-5000-0	YOKE, LH THREAD Chape	1	1	1	1	1	
44- 5	1401-122-0050-0	NUT, LH THREAD/M8 Ecro u	1	1	1	1	1	
44- 6	1415-312-6000-0	YOKE, RH THREAD Chape	1	1	1	1	1	
44- 7	V302-260-0080-0	NUT/M8 Ecro u	1	1	1	1	1	
44- 8	1404-312-0060-0	PIN, YOKE A Goupille	2	2	2	2	2	
44- 9	V413-160-0080-0	WASHER/M8 Rondelle	2	2	2	2	2	
44-10	V500-152-0015-0	PIN, SPLIT/2 X 15 Goupille fendue	2	2	2	2	2	
44-11	1403-312-0030-0	SPRING, PARKING BRAKE Ressort	1	1	1	1	1	
44- 0-1	1417-012-2000-0	CLUTCH SHAFT & ARM SET Axe & bras	1	1	1	1		
44- 0-2	1426-012-3000-0	CLUTCH SHAFT & ARM SET Axe & bras					1	
44-12		• SHAFT, CLUTCH Axe	1	1	1	1		△
44-12-1		• SHAFT, CLUTCH Axe					1	△
44-13		• ARM, CLUTCH A Bras	1	1	1	1		△
44-13-1		• ARM, CLUTCH A Bras					1	△
44-14	W201-260-8040-0	BOLT/M8 X 40 S-40 Vis	1	1	1	1	1	
44-15	V302-260-0080-0	NUT/M8 Ecro u	1	1	1	1	1	
44-16	1415-122-0010-0	O-RING Joint torique	1	1	1	1	1	
44-17	V767-400-0000-0	NIPPLE, GREASE Graisseur	1	1	1	1	1	
44-18	1404-101-0010-0	PIN, TAPER Goupille	1	1	1	1		
44-18-1	V580-140-8028-0	PIN, SPRING/W 8 x 28 Goupille elastique					1	
44-19		WIRE/1.2 X 200 Fil	1	1	1	1	1	
44-20	1415-122-0020-0	CAP, SEAL Fausset	2	2	2	2	2	
44- 0-3	1417-012-2100-0	• SHAFT, THROUGHOUT SET Axe ensemble	1	1	1	1		
44- 0-4	1426-012-3100-0	SHAFT, THROUGHOUT SET Axe ensemble					1	
44-21		• SHAFT, THROUGHOUT Axe	1	1	1	1	1	△
44-22		• ARM, CLUTCH B Bras	1	1	1	1		△
44-22-1		• ARM, CLUTCH B Bras					1	△
44-23		• YOKE Chape	1	1	1	1	1	△
44-24	1404-101-0010-0	PIN, TAPER Goupille	1	1	1	1	1	
44-25		WIRE/1.2 X 200 Fil	1	1	1	1	1	
44-26	1415-122-6000-0	ROD, CLUTCH B Tige de debrayage	1	1	1	1		
44-26a	1424-122-2100-0	STAY, CLUTCH Appui	1	1	1	1		Ⓟ
44-26-1	1426-128-2400-0	STAY, CLUTCH Appui					1	
44-27	1404-312-0060-0	PIN, YOKE A Goupille	2	2	2	2	2	

Ref.No. Réf.Nº	Parts No. Pièces Nº.	Description Désignation	Model & Q'ty Modél & Quant						Remarks Remarques	
			S	D	F	U	F	D		
			U	F	D	U	F	D		
44-27-1	3737-235-0080-0	PIN							2	
44-28	V413-160-0080-0	WASHER/M8 Rondelle	2	2	2	2	2	2	2	
44-29	V500-152-0015-0	PIN, SPLIT/2 X 15 Goupille fendue	2	2	2	2	2	2	2	
44-30	1415-122-0010-0	O-RING Joint torique	1	1	1	1	1	1	1	
44-31	1404-101-0010-0	PIN, TAPER Goupille	1	1	1	1	1	1	1	
44-32	(V590-131-2200-0)	WIRE/1.2 X 200 Fil	1	1	1	1	1	1	1	
44-33	V767-400-0000-0	NIPPLE, GREASE Graisseur	1	1	1	1	1	1	1	
44-34	1424-122-0011-0	ARM, CUT OFF Crochet	1	1	1	1	1	1	1	
44-35	V201-260-8020-0	BOLT/M8 X 20 Vis	1	1	1	1	1	1	1	
44-36	V300-260-0080-0	NUT/M8 Ecrou	1	1	1	1	1	1	1	
44-37	1414-312-0020-0	SPRING, TENSION/53 Ressort	1	1	1	1	1	1	1	

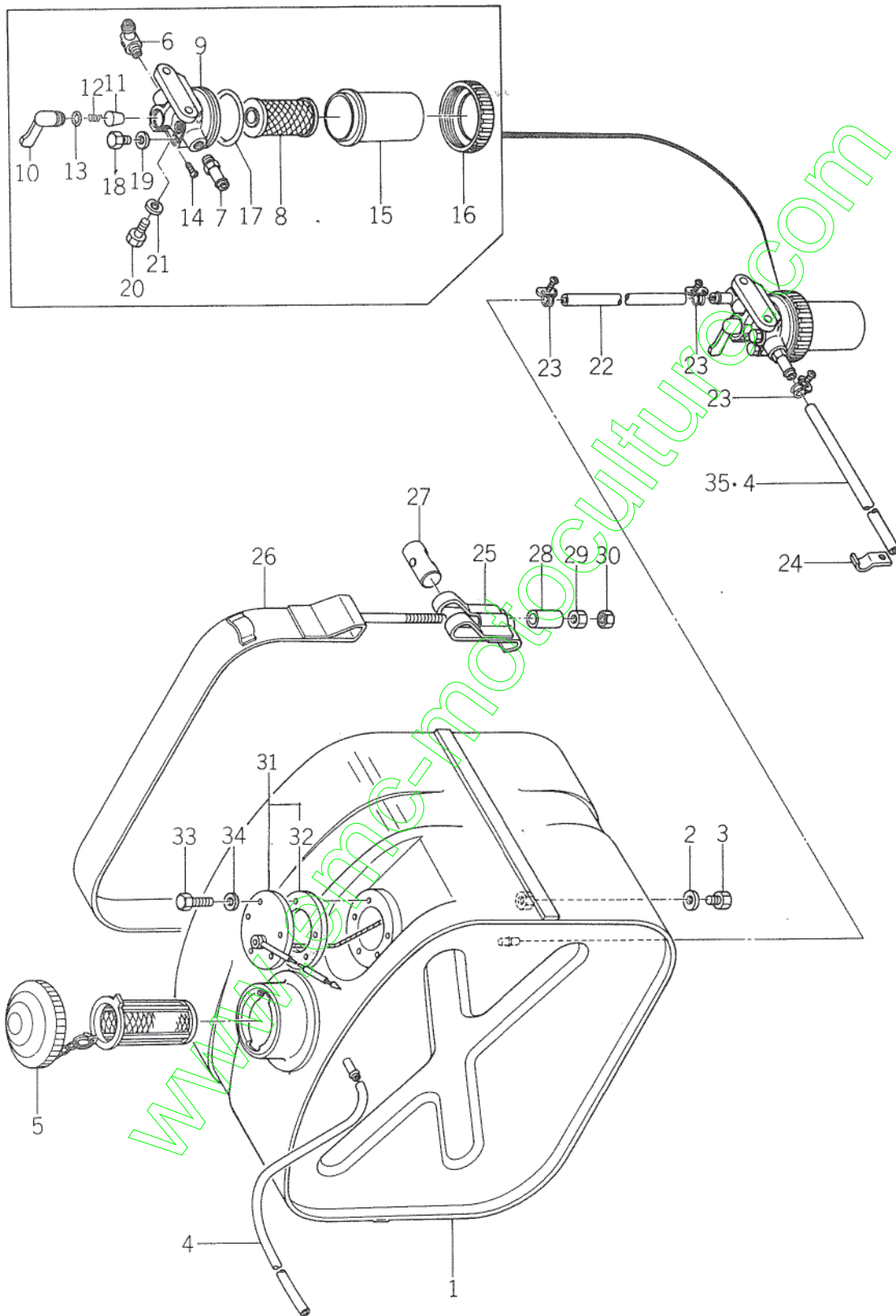
www.emc-motoculture.com

SERVICE MEMO

Lined area for writing the service memo.

[www.emc-motoculture.com](http://www.emc-motoculture.com)

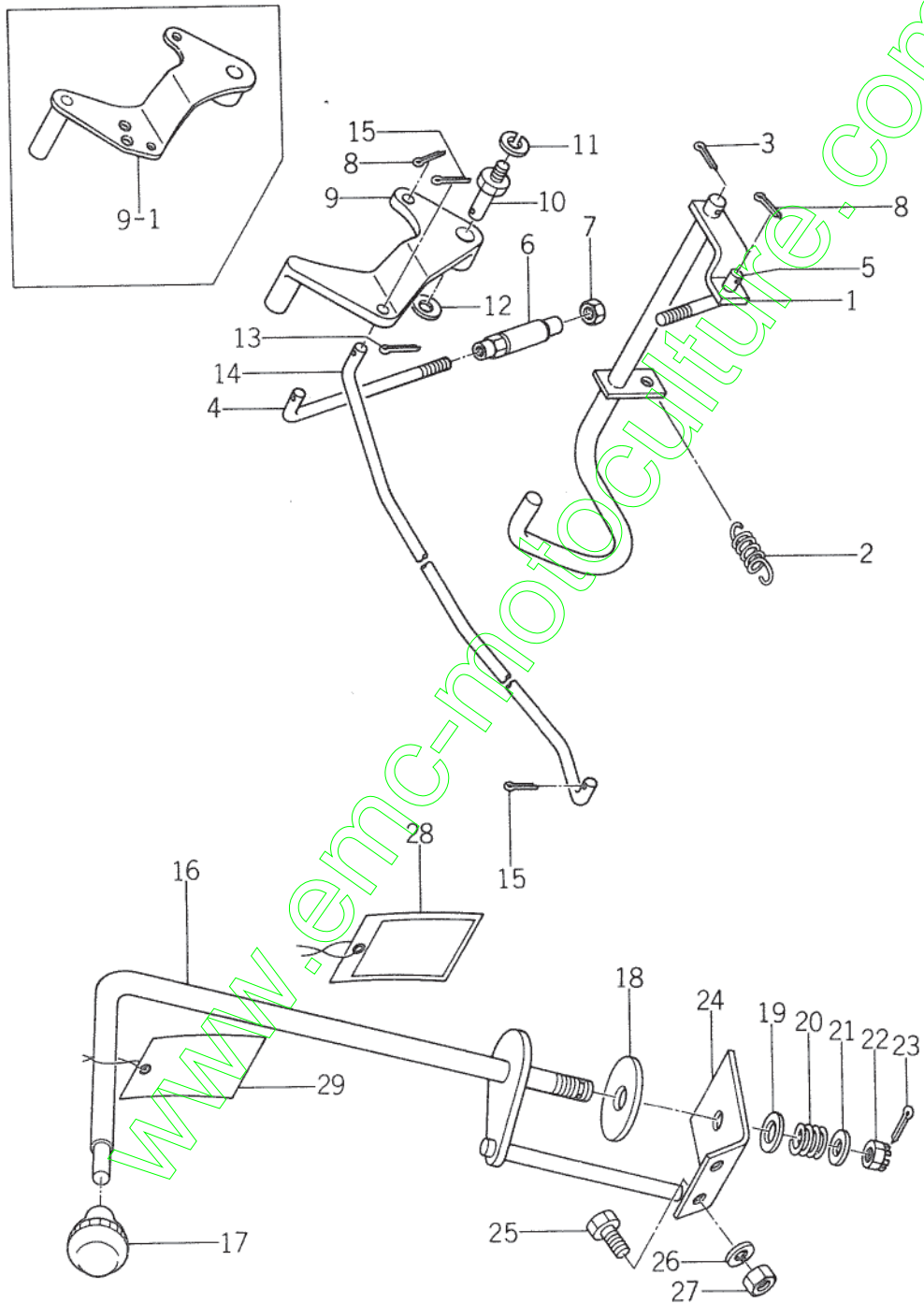
**Fig.45 FUEL TANK**  
Reservoir





Ref.No. Réf.No.	Parts No. Pièces No.	Description Désignation	Model & Q'ty Modél & Quant					Remarks Remarques
			S	D	F-U	F-DU	L-FDU	
45- 1	1424-111-3000-0	TANK, FUEL Reservoir de combustible	1	1	1	1	1	
45- 2	1407-111-0010-0	WASHER/8 X 12 X 2 Rondelle	1	1	1	1	1	
45- 3	V200-260-8012-0	BOLT/M8 X 12 Vis	1	1	1	1	1	
45- 4	1425-102-0010-0	PIPE, FUEL Conduit	2	2	2	2	2	FILTER-TANK
45- 4a	1425-102-0010-0	PIPE, FUEL Conduit	1	1	1	1	1	
45- 5	1421-111-2100-0	CAP, ASSY Bouchon	1	1	1	1	1	
45- 0-1	1417-100-0510-0	FILTER, FUEL ASSY Filtre a combustible	1	1	1	1	1	
45- 6		• JOINT/L-TYPE Joint	1	1	1	1	1	△
45- 7		• JOINT, FUEL Joint	1	1	1	1	1	△
45- 8	1417-102-0090-0	• ELEMENT Element	1	1	1	1	1	
45- 9		• BODY Corps de filtre	1	1	1	1	1	△
45-10		• LEVER Lever	1	1	1	1	1	△
45-11		• VALVE Soupape	1	1	1	1	1	△
45-12		• SPRING, VALVE Ressort	1	1	1	1	1	△
45-13	V720-102-4010-0	• O-RING Joint torique	1	1	1	1	1	
45-14		• VIS Vis	1	1	1	1	1	△
45-15	1415-102-0090-0	• CUP Cuve	1	1	1	1	1	
45-16	1415-102-0100-0	• NUT, RING Ecrou de cuve	1	1	1	1	1	
45-17	V720-103-5044-0	• O-RING Joint torique	1	1	1	1	1	
45-18	1415-102-0120-0	• PLUG, BREATHING Bouchon	2	2	2	2	2	
45-19	1415-102-0130-0	• PACKING Joint	2	2	2	2	2	
45-20	V201-260-8020-0	BOLT/M8 X 20 Vis	2	2	2	2	2	
45-21	V401-160-0080-0	WASHER, SP/M8 Rondelle frein	2	2	2	2	2	
45-22	1417-102-0030-0	PIPE, FUEL A Conduit	1	1	1	1	1	} TANK-FILTER
45-22a	1424-102-0030-0	PIPE, FUEL B Conduit	1	1	1	1	1	
45-23	1417-102-0050-0	BAND, HOSE Sangle	6	6	6	6	6	
45-24	1404-621-0270-0	♦ CLAMP, HARNESS B Attache faisceau	1	1	1	1	1	
45-25	1415-111-2000-0	BAND, TANK A Sangle	1	1	1	1	1	
45-26	1417-111-2000-0	BAND, TANK Sangle	1	1	1	1	1	
45-27	1415-111-8010-0	STOPPER, BAND Attache	1	1	1	1	1	
45-28	1415-111-0020-0	COLLAR/9 X 14 X 30 Collier	1	1	1	1	1	
45-29	V300-260-0080-0	NUT/M8 Ecrou	1	1	1	1	1	
45-30	V302-260-0080-0	NUT/M8 Ecrou	1	1	1	1	1	
45-31	1416-600-0550-0	SWITCH, FUEL ASSY Interrupteur	1	1	1	1	1	
45-32	1416-621-0370-0	• PACKING/RUBBER Joint	1	1	1	1	1	
45-33	V200-260-5010-0	BOLT/M5 X 10 P=0.8 Vis	5	5	5	5	5	
45-34	1416-621-0270-0	WASHER, SEAL/M5 Rondelle	5	5	5	5	5	
45-35	1424-102-0020-0	PIPE, FUEL A Conduit	1	1	1	1	1	FILTER-PUMP

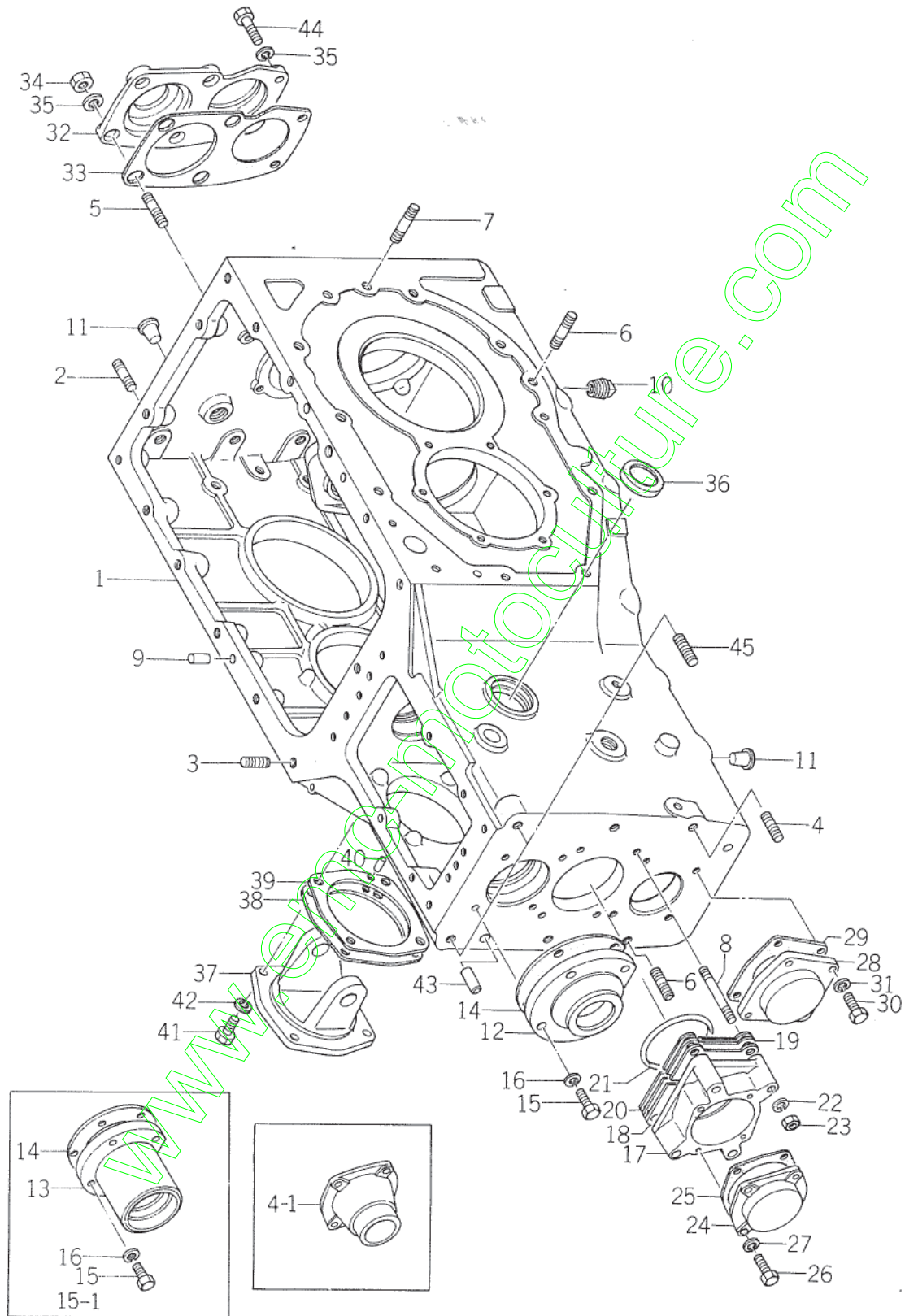
**Fig.46 THROTTLE SYSTEM**  
Accelerateur



Ref.No. Réf.Nº.	Parts No. Pièces Nº.	Description Désignation	Model & Q'ty Modél & Quant					Remarks Remarques						
			S	D	F	U	F		U	L	F	U	L	F
46- 1	1424-116-1000-0	PEDAL, ACCEL Pedale	1	1	1	1	1							
46- 2	1416-120-0060-0	SPRING, TENTION/65 Ressort	1	1	1	1	1							
46- 3	V500-152-5018-0	PIN, SPLIT/2.5 X 18 Goupille fendue	1	1	1	1	1							
46- 4	1415-116-0071-0	CONNECTOR, ACCEL A Jonction A.	1	1	1	1	1							
46- 5	1421-116-0010-0	CONNECTOR, ACCEL Jonction A.	1	1	1	1	1							
46- 6	1421-116-0020-0	TURNBUCKLE/M6 Tendeur	1	1	1	1	1							
46- 7	V300-260-0060-0	NUT/M6 Ecrou	1	1	1	1	1							
46- 8	V500-152-0018-0	PIN, SPLIT/2 X 18 Goupille fendue	2	2	2	2	2							
46- 9	1421-116-0030-0	ARM, ACCEL Bras	1	1	1	1	1							
46- 9-1	1421-116-2000-0	ARM, ACCEL Bras	1	1	1	1	1							} interchangeable
46-10	1416-116-0040-0	PIN, ARM Goupille	1	1	1	1	1							
46-11	V401-160-0080-0	WASHER, SP/M8 Rondelle frein	1	1	1	1	1							
46-12	V413-160-0100-0	WASHER/M10 Rondelle	1	1	1	1	1							
46-13	V500-152-0018-0	PIN, SPLIT/2 X 18 Goupille fendue	1	1	1	1	1							
46-14	1425-116-0010-0	ROD, ACCEL Tige	1	1	1	1	1							
46-15	V500-152-0018-0	PIN, SPLIT/2 X 18 Goupille fendue	2	2	2	2	2							
46-16	1424-117-1000-0	LEVER, THROTTLE Manette de gaz	1	1	1	1	1							
46-17	1414-117-0040-0	KNOB, LEVER/30 Poignee	1	1	1	1	1							
46-18	1414-117-0050-0	LINING/13 X 50 X 3 Garniture de friction	1	1	1	1	1							
46-19	1407-117-0070-0	WASHER/13 X32 X1 Rondelle	1	1	1	1	1							
46-20	1404-117-0080-0	SPRING, PRESS/22 Ressort	1	1	1	1	1							
46-21	V413-160-0120-0	WASHER/M12 Rondelle	1	1	1	1	1							
46-22	V320-160-0120-0	NUT, SLOTTED/M12 Ecrou a creneaux	1	1	1	1	1							
46-23	V500-153-0025-0	PIN, SPLIT/3 X 25 Goupille fendue	1	1	1	1	1							
46-24	1423-117-0010-0	HOLDER, THROTTLE Support	1	1	1	1	1							
46-25	V201-260-8016-0	BOLT/M8 X 16 Vis	2	2	2	2	2							
46-26	V401-160-0080-0	WASHER, SP/M8 Rondelle frein	2	2	2	2	2							
46-27	V300-260-0080-0	NUT/M8 Ecrou	2	2	2	2	2							
46-28	1421-904-0190-0	TAG, BATTERY Etiquette	1	1	1	1	1							English
46-28-1	1427-934-0190-0	TAG, BATTERY Etiquette	1	1	1	1	1							★ French
46-29	1427-932-0040-0	TAG, CAUTION Etiquette	1	1	1	1	1							

# Fig.47 TRANSMISSION CASE

Voite de vitesses



Ref.No. Réf.No.	Parts No. Pièces No.	Description Désignation	Model & Q'ty Modél & Quant					Remarks Remarques
			S	D	F-U	F-DUL	F-DU	
47- 1	1431-254-0010-0	CASE, T-MISSION Boîte de vitesses	1	1	1	1	1	Ⓟ { D #101238 ~ F #003991 ~
47- 1a	1431-254-0011-0	CASE, T-MISSION Boîte de vitesses	1	1	1	1	1	
47- 2	V251-441-4028-0	STUD/M14 X 28 9T Goujon	6	6	6	6	6	
47- 3	V251-441-0028-0	STUD/M10 X 28 9T Goujon	5	5	5	5	5	
47- 4	V251-441-2032-0	STUD/M12 X 32 9T Goujon	3	3	3	3	3	
47- 5	V251-260-8025-0	STUD/M8 X 25 Goujon	4	4	4	4	4	
47- 6	V251-441-2040-0	STUD/M12 X 40 9T Goujon	7	7	7	7	7	
47- 7	V251-441-0035-0	STUD/M10 X 35 9T Goujon	10	10	10	10	10	
47- 8	V251-440-8025-0	STUD/M8 X 25 9T Goujon	4	4	4	4	4	
47- 9	V520-101-0028-0	PIN, A/10 X 25 Goupille	2	2	2	2	2	
47-10	V781-100-0006-0	PLUG Bouchon	2	2	2	2	2	
47-11	1427-317-0040-0	CAP, BLANK/M14 Fausset	8	8	8	8	8	
47-12	1424-202-0010-0	METAL, INPUT GEAR Palier	1	1				
47-13	1424-201-0020-0	METAL, INPUT GEAR Palier		1		1	1	
47-14	1415-201-0030-0	PACKING, INPUT GEAR Joint	1	1	1	1	1	
47-15	V201-260-8020-0	BOLT/M8 X 20 Vis	4		4			
47-15-1	V201-260-8025-0	BOLT/M8 X 25 Vis		4		4	4	
47-16	V401-160-0080-0	WASHER, SP/M8 Rondelle frein	4	4	4	4	4	
47-17	1417-201-0020-0	METAL, DRIVE PINION Palier	1	1	1	1	1	
47-18	1415-201-0050-0	SHIM, A/0.198 Cale A.	AR	AR	AR	AR	AR	
47-19	1415-201-0060-0	SHIM, B/0.1 Cale B.	AR	AR	AR	AR	AR	
47-20	1415-201-0070-0	SHIM, C/0.05 Cale C.	AR	AR	AR	AR	AR	
47-21	1403-201-0060-0	O-RING Joint torique	1	1	1	1	1	
47-22	V401-160-0080-0	WASHER, SP/M8 Rondelle frein	4	4	4	4	4	
47-23	V303-460-0080-0	NUT/M8 7T Ecrou	4	4	4	4	4	
47-24	1415-201-0080-0	COVER, PINION METAL Couvercle	1	1				
47-24-1	1425-231-0010-0	COVER, PINION METAL Couvercle			1	1	1	
47-25	1415-201-0090-0	PACKING, METAL COVER Joint	1	1	1	1	1	
47-26	V200-460-6016-0	BOLT/M6 X 16 Vis	4	4	4	4	4	
47-27	V401-160-0060-0	WASHER, SP/M6 Rondelle frein	4	4	4	4	4	
47-28	1424-201-0010-0	METAL, DRIVE SHAFT Palier	1	1	1	1	1	
47-29	1417-201-0050-0	PACKING, METAL Joint	1	1	1	1	1	
47-30	V200-260-6020-0	BOLT/M6 X 20 Vis	4	4	4	4	4	
47-31	V401-160-0060-0	WASHER, SP/M6 Rondelle frein	4	4	4	4	4	
47-32	1417-201-0080-2	METAL, PTO SHAFT Palier	1	1	1	1	1	
47-33	1415-201-0190-0	PACKING Joint	1	1	1	1	1	
47-34	V303-260-0080-0	NUT/M8 Ecrou	4	4	4	4	4	
47-35	V401-160-0080-0	WASHER, SP/M8 Rondelle frein	6	6	6	6	6	

Ref.No. Réf.Nº.	Parts No. Pièces Nº.	Description Désignation	Model & Q'ty Modél & Quant					Remarks Remarques
			S	D	F-U	F-DU	L-FDU	
47-36	1411-716-0040-0	SEAL/42 Bouchon	1	1	1	1	1	
47-37	1426-207-0011-0	METAL, BACK GEAR Palier	1	1	1	1	1	
47-38	1415-207-0061-0	PACKING, BACK METAL A Joint A.	1	1	1	1	1	
47-39	1415-207-0071-0	PACKING, BACK METAL B Joint B.	2	2	2	2	2	
47-40	V510-100-4016-0	PIN, TAPER/4 X 16 Goupille	1	1	1	1	1	
47-41	V201-260-8020-0	BOLT/M8 X20 Vis	4	4	4	4	4	
47-42	V401-160-0080-0	WASHER, SP/M8 Rondelle frein	4	4	4	4	4	
47-43	V520-101-0022-0	PIN, A/10 X22 Goupille	2	2	2	2	2	
47-44	V201-260-8025-0	BOLT/M8 X 25 Vis	2	2	2	2	2	
47-45	V251-441-4035-0	STUD/M14 X35 9T Goujon	2	2	2	2	2	

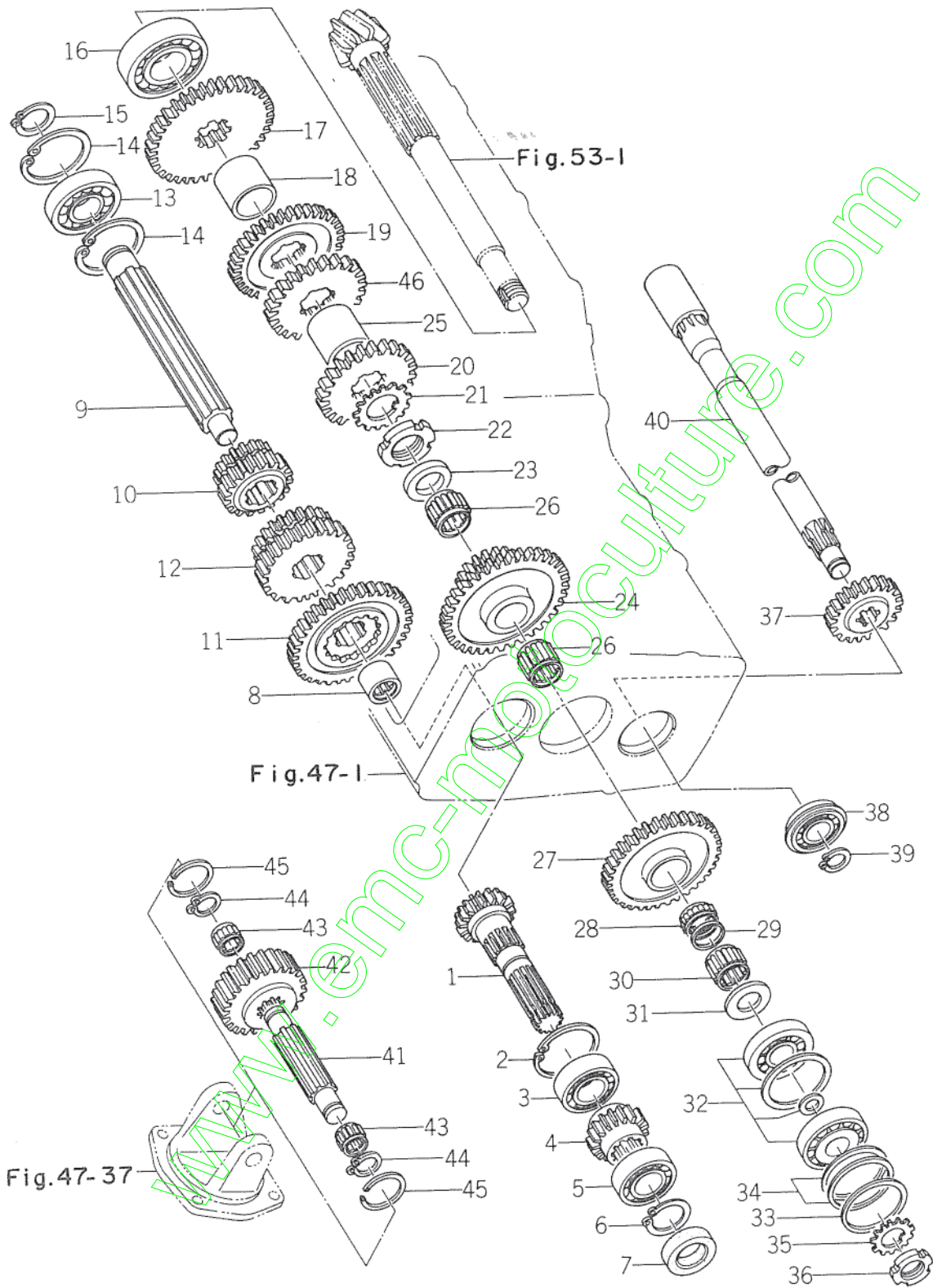
www.emc-motoculture.com





# Fig.48 TRANSMISSION GEAR(S, F-U TYPE)

Arbres et demultiplicateur



Ref.No. Réf.Nº.	Parts No. Pièces Nº.	Description Désignation	Model & Q'ty Modél & Quant					Remarks Remarques
			S	D	F-U	F-DU	L-FDU	
48- 1	1415-204-0010-0	GEAR, INPUT/15T Pignon d'entree	1		1			
48- 2	V708-140-0620-0	RING, SNAP/C62 Collet d'axe	1		1			
48- 3	1426-204-0050-0	BEARING, RB/6206 Roulement radial	1		1			
48- 4	1417-204-0010-0	GEAR, INPUT/16T Pignon d'entree	1		1			
48- 5	V600-110-6305-0	BEARING, RB/6305 Roulement radial	1		1			
48- 6	V704-140-0250-0	RING, SNAP/C 25 Collet d'axe	1		1			
48- 7	V740-125-4508-0	SEAL, OIL/SC25458 Bague d'étanchéité	1		1			
48- 8	1426-204-0080-0	BEARING, NR/BM2220 Roulement a aiguilles	1		1			
48- 9	1426-204-0040-0	SHAFT, SHIFT Arbre primaire	1		1			
48-10	1426-204-0011-0	GEAR, SHIFT/19-15T Baladeur etage	1		1			
48-11	1426-204-0031-0	GEAR, SHIFT/35T Baladeur etage	1		1			
48-12	1426-204-0022-0	GEAR, SHIFT/29-24T Baladeur etage	1		1			
48-13	V600-110-6305-0	BEARING, RB/6305 Roulement radial	1		1			
48-14	V705-140-0620-0	RING, SNAP/C 62 Collet d'axe	1		2			
48-15	V704-140-0250-0	RING, SNAP/C 25 Collet d'axe	1		1			
48-16	1415-205-0170-0	BEARING, CR/NH2207 Roulement	1		1			
48-17	1415-205-0020-0	GEAR, COUNTER/36T Pignon etage	1		1			
48-18	1415-205-0030-0	COLLAR/36 X 45 X 37 Collier	1		1			
48-19	1426-205-0020-0	GEAR, COUNTER/33T Pignon etage	1		1			
48-20	1426-205-0031-0	GEAR, COUNTER/27T Pignon etage	1		1			
48-21	1415-205-0180-0	WASHER, ADAPTER/AW07 Rondelle	1		1			
48-22	V670-200-0070-0	NUT, ADAPTER/AN07 Ecrou	1		1			
48-23	1415-205-0060-0	COLLAR, COUNTER Collier	1		1			
48-24	1426-205-0060-0	GEAR, COUNTER/37-17T Pignon etage	1		1			
48-25	1426-205-0040-0	COLLAR/28 X 33 X 42 Collier	1		1			
48-26	1415-205-0080-0	BEARING, NR/KT283327 Roulement a aiguilles	2		2			
48-27	1417-205-0040-0	GEAR, PTO COUNTER/36T Pignon	1		1			
48-28	1415-205-0110-0	BEARING, NR/KT283313 Roulement a aiguilles	1		1			
48-29	1415-205-0120-0	COLLAR/28 X 33 X 5 Collier	1		1			
48-30	1415-205-0080-0	BEARING, NR/KT283327 Roulement a aiguilles	1		1			
48-31	1415-205-0130-0	COLLAR/25 X 42 X 4 Collier	1		1			
48-32	1417-205-0050-0	BEARING, TR/32305 Roulement	1		1			
48-33	1415-205-0150-0	SHIM, A/0.05 Cale A.	AR		AR			
48-34	1415-205-0160-0	SHIM, B/0.10 Cale B.	AR		AR			
48-35	V671-400-0050-0	WASHER, ADAPTER/AW05 Rondelle	1		1			
48-36	V670-200-0050-0	NUT, ADAPTER/AN05 Ecrou	1		1			
48-37	1417-211-0010-0	GEAR, PTO DRIVE/21T Pignon	1		1			
48-38	V607-110-6305-0	BEARING, RB/6305NR Roulement radial	1		1			

Ref.No. Réf.Nº.	Parts No. Pièces N°.	Description Désignation	Model & Q'ty Modél & Quant					Remarks Remarques
			S	D	F-U	F-DU	L-FDU	
48-39	V704-140-0250-0	RING, SNAP/C 25 Collet d'axe	1		1			
48-40	1424-211-1000-0	SHAFT, PTO DRIVE Demi arbre av.	1		1			
48-41	1415-207-0043-0	PIN, BACK GEAR Arbre de marche ar.	1		1			
48-42	1426-207-0021-0	GEAR, BACK/20T Pignon	1		1			
48-43	1415-207-0090-0	BEARING, NR/NAG4901 Roulement a aiguilles	2		2			
48-44	V704-140-0120-0	RING, SNAP/C 12 Collet d'axe	1		1			
48-45	1412-204-0030-0	RING, SNAP/AR24 Collet d'axe	2		2			
48-46	1426-205-0051-0	GEAR, COUNTER/23T Pignon etage	1		1			

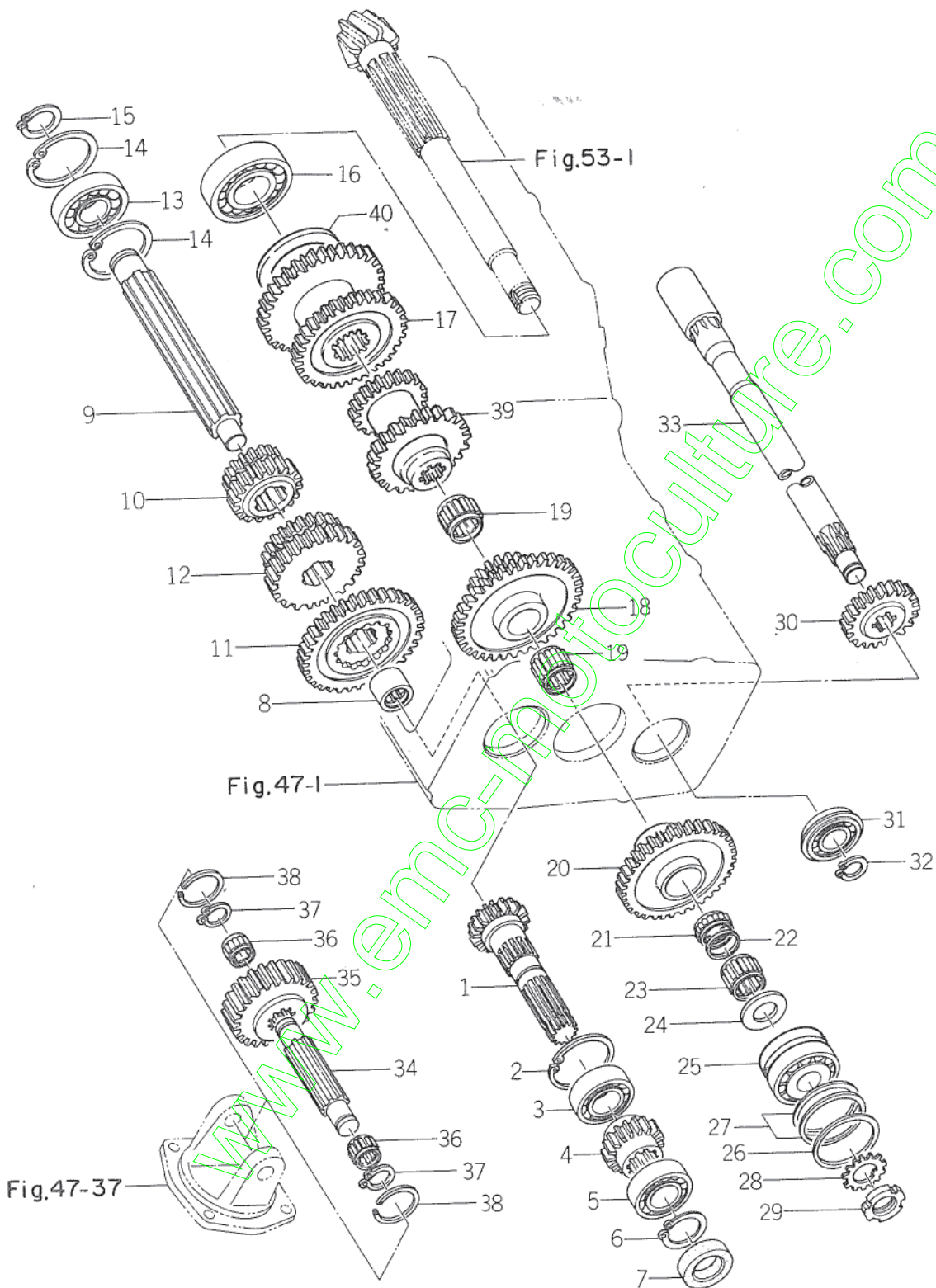
www.emc-motoculture.com

**SERVICE MEMO**

A series of horizontal dotted lines for writing.

[www.emc-motoculture.com](http://www.emc-motoculture.com)

**Fig.48A TRANSMISSION GEAR(S, F-U TYPE)**  
 Arbres et demultiplicateur





Ref.No. Réf.Nº.	Parts No. Pièces Nº.	Description Désignation	Model & Q'ty Modél & Quant					Remarks Remarques
			S	D	F.U	F.DU	L.FDU	
48A- 1	1415-204-0010-0	GEAR, INPUT/15T Pignon d'entree	1		1			
48A- 2	V708-140-0620-0	RING, SNAP/C62 Collet d'axe	1		1			
48A- 3	1426-204-0050-0	BEARING, RB/6206 Roulement radial	1		1			
48A- 4	1417-204-0010-0	GEAR, INPUT/16T Pignon d'entree	1		1			
48A- 5	V600-110-6305-0	BEARING, RB/6305 Roulement radial	1		1			
48A- 6	V704-140-0250-0	RING, SNAP/C 25 Collet d'axe	1		1			
48A- 7	V740-125-4508-0	SEAL, OIL/SC25458 Bague d'etancheite	1		1			
48A- 8	1426-204-0080-0	BEARING, NR/BM2220 Roulement a aiguilles	1		1			
48A- 9	1426-204-0040-0	SHAFT, SHIFT Arbre primaire	1		1			
48A-10	1426-204-0011-0	GEAR, SHIFT/19-15T Baladeur etage	1		1			
48A-11	1426-204-0031-0	GEAR, SHIFT/35T Baladeur etage	1		1			
48A-12	1426-204-0022-0	GEAR, SHIFT/29-24T Baladeur etage	1		1			
48A-13	V600-110-6305-0	BEARING, RB/6305 Roulement radial	1		1			
48A-14	V705-140-0620-0	RING, SNAP/C 62 Collet d'axe	2		2			
48A-15	V704-140-0250-0	RING, SNAP/C 25 Collet d'axe	1		1			
48A-16	1424-205-0010-0	BEARING, CR/NH2207R Roulement	1		1			
48A-17	1426-261-0020-0	GEAR, COUNTER/33-36T Pignon etage	1		1			
48A-18	1426-205-0060-0	GEAR, COUNTER/37-17T Pignon etage	1		1			
48A-19	1415-205-0080-0	BEARING, NR/KT283327 Roulement a aiguilles	2		2			
48A-20	1426-261-0040-0	GEAR, PTO COUNTER/36T Pignon	1		1			
48A-21	1415-205-0110-0	BEARING, NR/KT283313 Roulement a aiguilles	1		1			
48A-22	1415-205-0120-0	COLLAR/28 X 33 X 5 Collier	1		1			
48A-23	1415-205-0080-0	BEARING, NR/KT283327 Roulement a aiguilles	1		1			
48A-24	1415-205-0130-0	COLLAR/25 X 42 X 4 Collier	1		1			
48A-25	1426-261-0050-0	BEARING, TR Roulement a rouleaux coniques	1		1			
48A-26	1415-205-0150-0	SHIM, A/0.05 Cale A.	AR		AR			
48A-27	1415-205-0160-0	SHIM, B/0.10 Cale B.	AR		AR			
48A-28	V671-400-0050-0	WASHER, ADAPTER/AW05 Rondelle	1		1			
48A-29	V670-209-0050-0	NUT, ADAPTER/AN05 Ecrou	1		1			
48A-30	1417-211-0010-0	GEAR, PTO DRIVE/21T Pignon	1		1			
48A-31	V600-110-6305-0	BEARING, RB/6305NR Roulement radial	1		1			
48A-32	V704-140-0250-0	RING, SNAP/C 25 Collet d'axe	1		1			
48A-33	1424-211-1000-0	SHAFT, PTO DRIVE Demi arbre av.	1		1			
48A-34	1415-207-0043-0	PIN, BACK GEAR Arbre de marche ar.	1		1			
48A-35	1426-207-0021-0	GEAR, BACK/20T Pignon	1		1			
48A-36	1415-207-0090-0	BEARING, NR/NAG4901 Roulement a aiguilles	2		2			
48A-37	V704-140-0120-0	RING, SNAP/C 12 Collet d'axe	2		2			
48A-38	1412-204-0030-0	RING, SNAP/AR24 Collet d'axe	2		2			

Ref.No. Réf.Nº.	Parts No. Pièces Nº.	Description Désignation	Model & Q'ty Modél & Quant					Remarks Remarques
			S	D	F-U	F-DU	L-FDU	
48A-39	1426-261-0030-0	GEAR, COUNTER-23T-27T Pignon étage	1		1			
48A-40	1424-952-0040-0	SHIM, COUNTER GEAR Bague d'écartement	AR		AR			

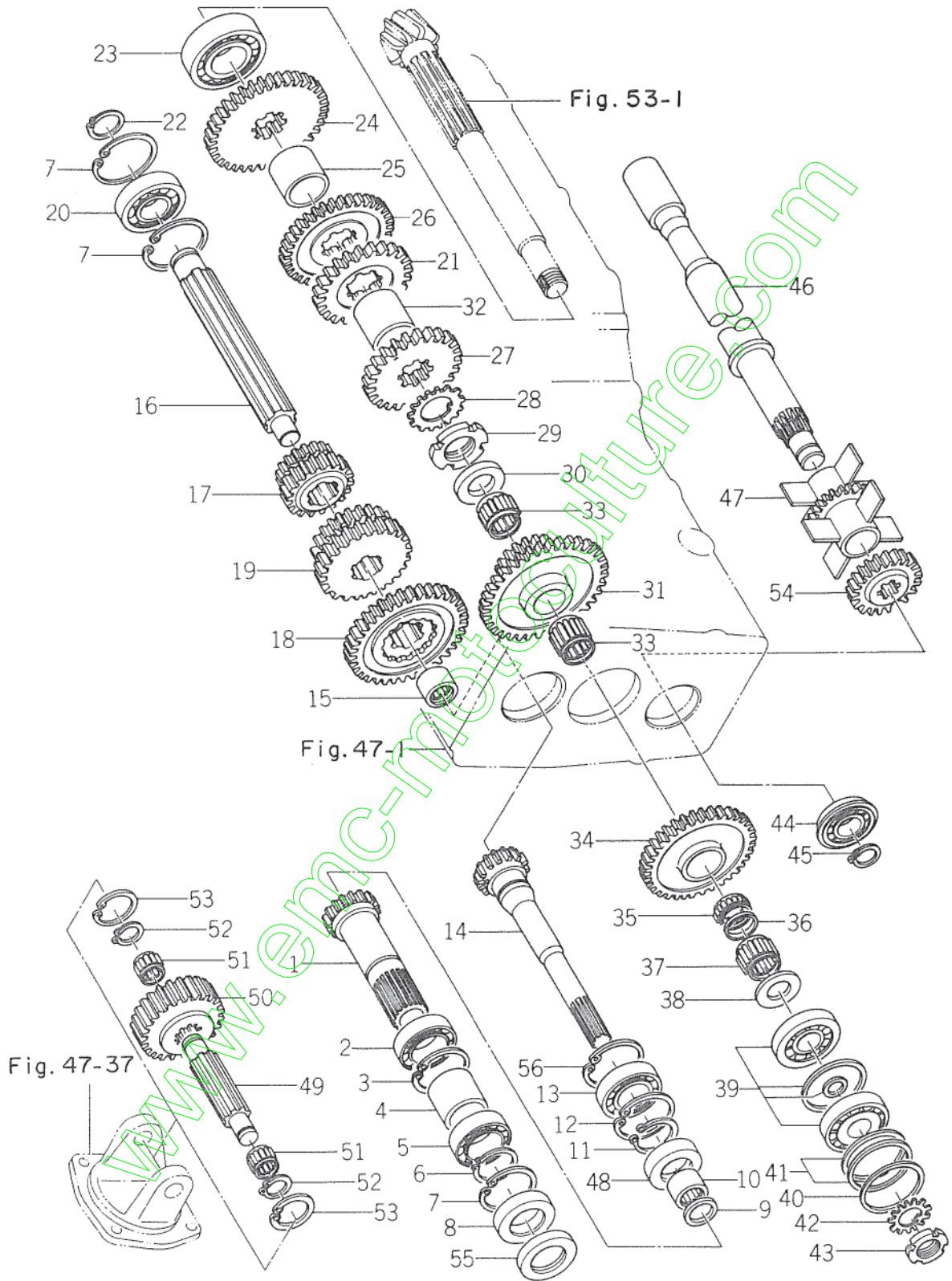
www.emc-motoculture.com



# Fig.49 TRANSMISSION GEAR(D, F-DU, LF-DU TYPE)

Arbres et demultiplicateur

(D. ~ #101288, F. ~ #004182)



Ref.No. Réf.Nº.	Parts No. Pièces Nº.	Description Désignation	Model & Q'ty Modél & Quant					Remarks Remarques
			S	D	F-U	F-DU	LFDU	
49- 1	1417-203-0010-0	GEAR, INPUT/16T Pignon d'entree		1		1		
49- 1-1	1417-223-0010-0	GEAR, INPUT/16T Pignon d'entree					1	
49- 2	1415-203-0020-0	BEARING, NR/NA4904 7 Roulement a aiguilles		1		1	1	
49- 3	V705-140-0550-0	RING, SNAP/C 55 Collet d'axe		1		1	1	
49- 4	1415-203-0030-0	COLLAR/36 X 43 X 27 Collier		1		1	1	
49- 5	V600-110-6007-0	BEARING, RB/6007 Roulement radial		1		1	1	
49- 6	V704-140-0350-0	RING, SNAP/C 35 Collet d'axe		1		1	1	
49- 7	V705-140-0620-0	RING, SNAP/C 62 Collet d'axe		3		3	3	
49- 8	V744-135-6210-0	SEAL, OIL/TC356120 Bague d'etancheite		1		1	1	
49- 9	1415-203-0040-0	SEAL, OIL/VC22287 Bague d'etancheite		1		1	1	
49-10	V653-422-2820-0	BEARING, NR/TLA2220 Roulement a aiguilles		1		1	1	
49-11	V704-140-0300-0	RING, SNAP/C 30 Collet d'axe		1		1	1	
49-12	V705-140-0620-0	RING, SNAP/C 62 Collet d'axe		1		1	1	
49-13	1426-204-0050-0	BEARING, RB/6206 Roulement radial		1		1	1	
49-14	1417-203-0020-0	GEAR, INPUT/15T Rignon d'entree		1		1		
49-14-1	1417-223-0020-0	GEAR, INPUT/15T Rignon d'entree					1	
49-15	1426-204-0080-0	BEARING, NR/BM2220 Roulement a aiguilles		1		1	1	
49-16	1426-204-0040-0	SHAFT, SHIFT Arbre primaire		1		1	1	
49-17	1426-204-0011-0	GEAR, SHIFT/19-15T Pignon		1		1	1	
49-18	1426-204-0031-0	GEAR, SHIFT/35T Pignon		1		1	1	
49-19	1426-204-0022-0	GEAR, SHIFT/29-24T Pignon		1		1	1	
49-20	V600-110-6305-0	BEARING, RB/6305 Roulement radial		1		1	1	
49-21	1426-205-0051-0	GEAR, COUNTER/23T Pignon etage		1		1	1	
49-22	V704-140-0250-0	RING, SNAP/C 25 Collet d'axe		1		1	1	
49-23	1415-205-0170-0	BEARING, CR/NH2207 Roulement		1		1	1	
49-24	1415-205-0020-0	GEAR, COUNTER/36T Pignon etage		1		1	1	
49-25	1415-205-0030-0	COLLAR/36 X 45 X 37 Collier		1		1	1	
49-26	1426-205-0020-0	GEAR, COUNTER/33T Pignon etage		1		1	1	
49-27	1426-205-0031-0	GEAR, COUNTER/29T Pignon etage		1		1	1	
49-28	1415-205-0180-0	WASHER, ADAPTER/AW07 Rondelle		1		1	1	
49-29	V670-280-0070-0	NUT, ADAPTER/AN07 Ecrou		1		1	1	
49-30	1415-205-0060-0	COLLAR, COUNTER Collier		1		1	1	
49-31	1426-205-0060-0	GEAR, COUNTER/37-17T Pignon etage		1		1	1	
49-32	1426-205-0040-0	COLLAR/36 X 45 X 34 Collier		1		1	1	
49-33	1415-205-0080-0	BEARING, NR/KT283327 Roulement a aiguilles		2		2	2	
49-34	1417-205-0040-0	GEAR, PTO COUNTER/36T Pignon etage		1		1	1	
49-35	1415-205-0110-0	BEARING, NR/KT283313 Roulement a aiguilles		1		1	1	
49-36	1415-205-0120-0	COLLAR/28 X 33 X 5 Collier		1		1	1	

Ref.No. Réf.Nº	Parts No. Pièces Nº.	Description Désignation	Model & Q'ty Modél & Quant						Remarks Remarques
			S	D	F.U	F.DU	LE	EDU	
49-37	1415-205-0080-0	BEARING, NR/KT283327 Roulement a aiguilles		1		1	1		
49-38	1415-205-0130-0	COLLAR/25 X 42 X 4 Collier		1		1	1		
49-39	1417-205-0050-0	BEARING, TR/32305 Roulement		1		1	1		
49-40	1415-205-0150-0	SHIM, A/0.05 Cale		AR		AR	AR		
49-41	1415-205-0160-0	SHIM, B/0.10 Cale		AR		AR	AR		
49-42	V671-400-0050-0	WASHER, ADAPTER/AW05 Rondelle		1		1	1		
49-43	V670-200-0050-0	NUT, ADAPTER/AN05 Erou		1		1	1		
49-44	V607-110-6305-0	BEARING; RB/6305NR Roulement radial		1		1	1		
49-45	V704-140-0250-0	RING, SNAP/C 25 Collet d'axe		1		1	1		
49-46	1424-212-1000-0	SHAFT, PTO DRIVE Arbre		1		1	1		
49-47	1417-212-2000-0	RING, OIL Collet		1		1	1		
49-48	V742-130-6205-0	SEAL, OIL/VC30652 Bague d'étancheite		1		1	1		
49-49	1415-207-0043-0	PIN, BACK, GEAR Arbre de marche ar.		1		1	1		
49-50	1426-207-0021-0	GEAR, BACK/25T Pignon		1		1	1		
49-51	1415-207-0090-0	BEARING, NR/NAG4901 Roulement a aiguilles		2		2	2		
49-52	V704-140-0120-0	RING, SNAP/C 12 Collet d'axe		1		1	1		
49-53	1412-204-0030-0	RING, SNAP/24 Collet d'axe		2		2	2		
49-54	1417-211-0010-0	GEAR, PTO DRIVE/21T Pignon		1		1	1		
49-55	V740-145-6209-0	SEAL, OIL/SC45629 Bague d'étancheite		1		1	1		
49-56	V708-140-0620-0	RING, SNAP/C 62 Collet d'axe		1		1	1		

www.emc-motoculture.com

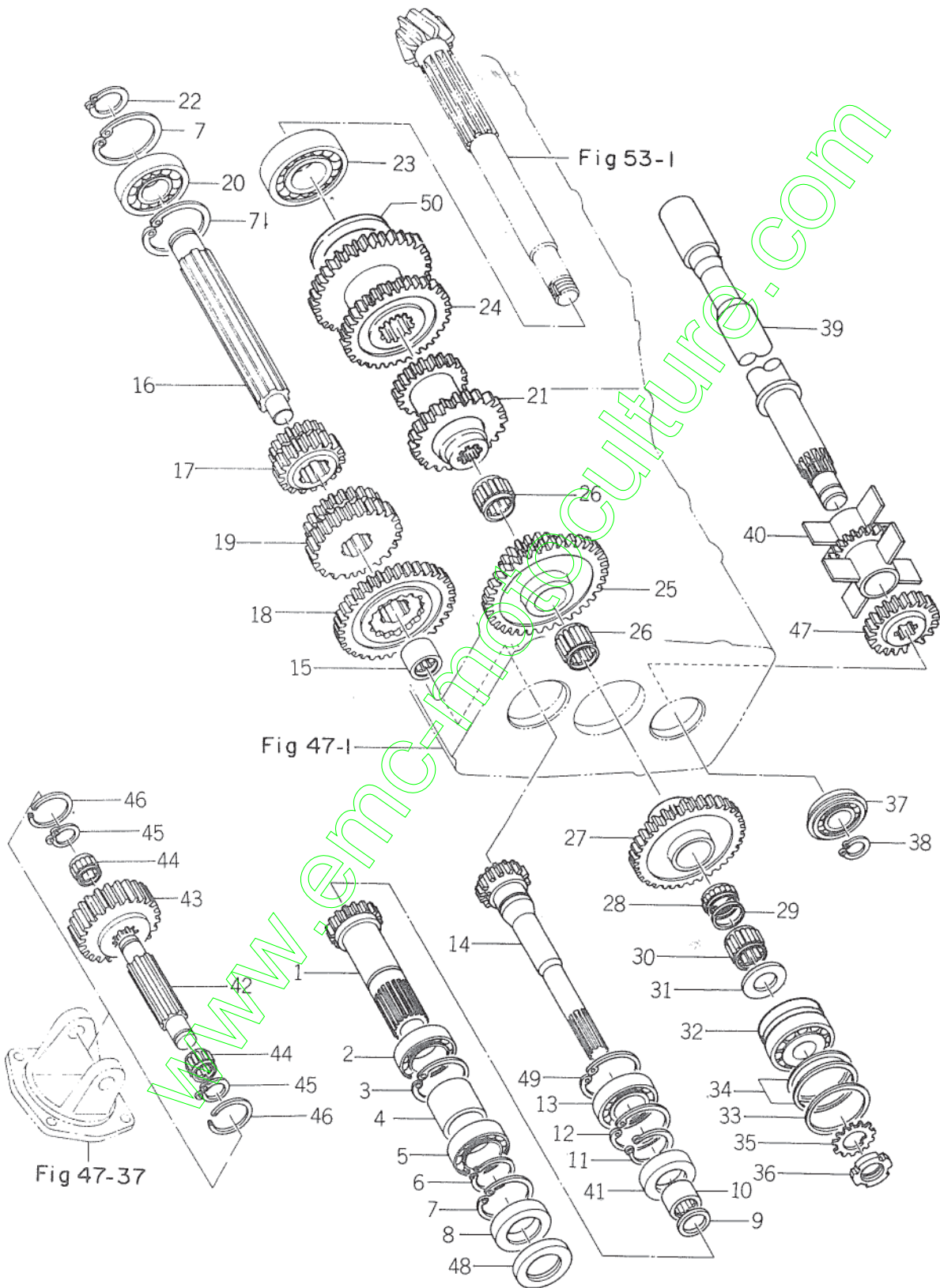




# Fig.49A TRANSMISSION GEAR(D, F-DU, LF-DU TYPE)

Arbres et demultiplicateur

(D. #101289~, F. #004183~)



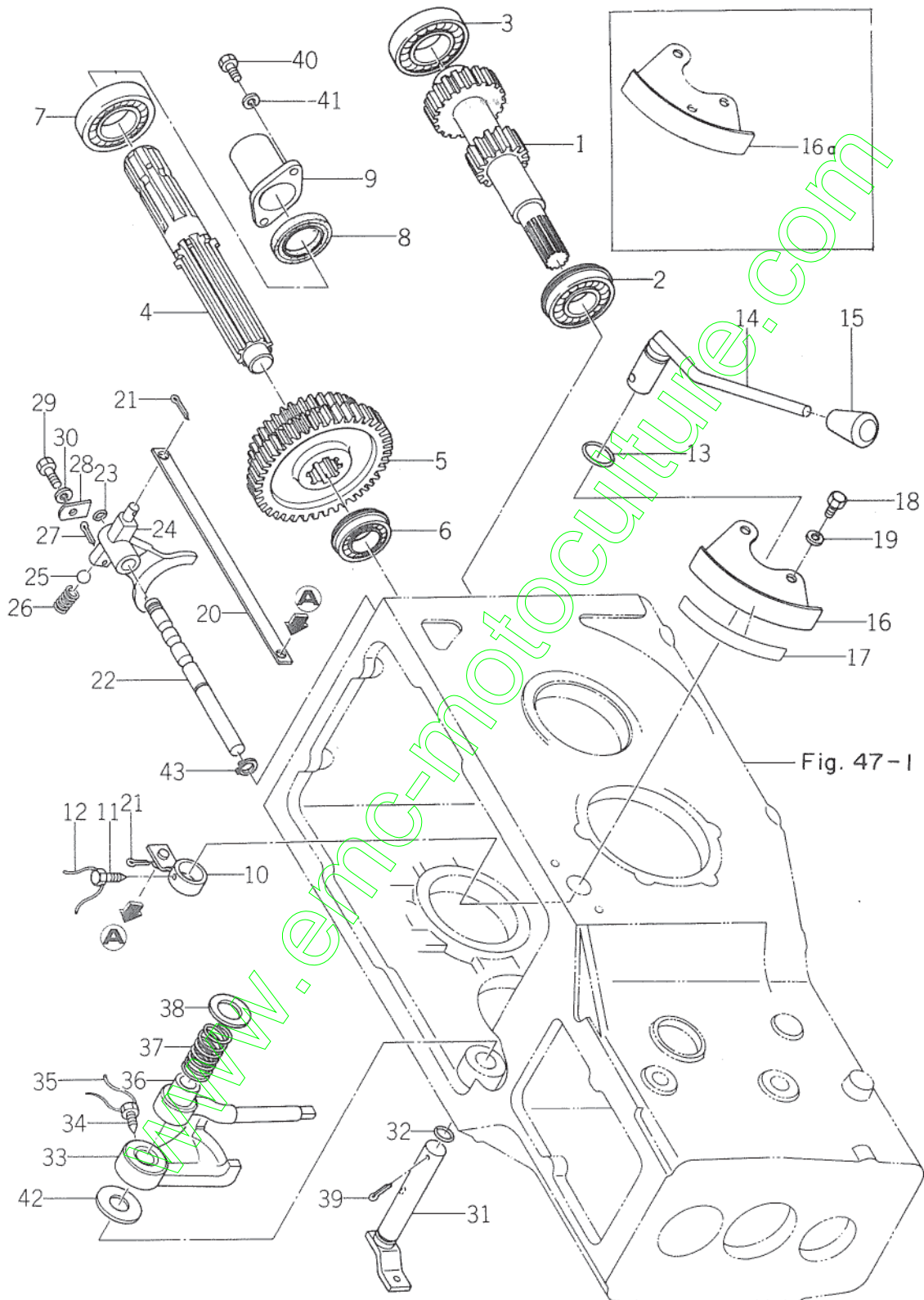
Ref.No. Réf.Nº.	Parts No. Pièces Nº.	Description Désignation	Model & Q'ty Modél & Quant					Remarks Remarques
			S	D	F-U	F-DU	LFDU	
49A- 1	1417-203-0010-0	GEAR, INPUT/16T Pignon d'entrée		1		1		
49A- 1a	1417-203-0011-0	GEAR, INPUT/16T Pignon d'entrée		1		1		© { D #101238 ~ F #003991 ~
49A-1-1	1417-223-0010-0	GEAR, INPUT/16T Pignon d'entrée					1	
49A-1-1a	1417-223-0011-0	GEAR, INPUT/16T Pignon d'entrée					1	© { D #101238 ~ F #003991 ~
49A- 2	1415-203-0020-0	BEARING, NR/NA4904 7 Roulement a aiguilles		1		1	1	
49A- 3	V705-140-0550-0	RING, SNAP/C55 Collet d'axe		1		1	1	
49A- 4	1415-203-0030-0	COLLAR/36 X 43 X 27 Collier		1		1	1	
49A- 5	V600-110-6007-0	BEARING, RB/6007 Roulement radial		1		1	1	
49A- 6	V704-140-0350-0	RING, SNAP/C 35 Collet d'axe		1		1	1	
49A- 7	V705-140-0620-0	RING, SNAP/C 62 Collet d'axe		3		3	3	
49A- 8	V744-135-6210-0	SEAL, OIL/TC356120 Bague d'étancheite		1		1	1	
49A- 9	1415-203-0040-0	SEAL, OIL/VC22287 Bague d'étancheite		1		1	1	
49A-10	V653-422-2820-0	BEARING, NR/TLA2220 Roulement a aiguilles		1		1	1	
49A-11	V704-140-0300-0	RING, SNAP/C 30 Collet d'axe		1		1	1	
49A-12	V705-140-0620-0	RING, SNAP/C 62 Collet d'axe		1		1	1	
49A-13	1426-204-0050-0	BEARING, RB/6206 Roulement radial		1		1	1	
49A-14	1417-203-0020-0	GEAR, INPUT/15T Rignon d'entrée		1		1	1	
49A-15	1426-204-0080-0	BEARING, NR/BM2220 Roulement a aiguilles		1		1	1	
49A-16	1426-204-0040-0	SHAFT, SHIFT Arbre primaire		1		1	1	
49A-17	1426-204-0011-0	GEAR, SHIFT/19-15T Pignon		1		1	1	
49A-18	1426-204-0031-0	GEAR, SHIFT/35T Pignon		1		1	1	
49A-19	1426-204-0022-0	GEAR, SHIFT/29-24T Pignon		1		1	1	
49A-20	V600-110-6305-0	BEARING, RB/6305 Roulement radial		1		1	1	
49A-21	1426-261-0030-0	GEAR, COUNTER/23-27T Pignon etage		1		1	1	
49A-22	V704-140-0250-0	RING, SNAP/C 25 Collet d'axe		1		1	1	
49A-23	1424-205-0010-0	BEARING, CR/NH2207R Roulement		1		1	1	
49A-24	1426-261-0020-0	GEAR, COUNTER/33-36T Pignon etage		1		1	1	
49A-25	1426-205-0060-0	GEAR, COUNTER/37-17T Pignon etage		1		1	1	
49A-26	1415-205-0080-0	BEARING, NR/KT283327 Roulement a aiguilles		2		2	2	
49A-27	1426-261-0040-0	GEAR, PTO COUNTER/36T Pignon etage		1		1	1	
49A-28	1415-205-0110-0	BEARING, NR/KT283313 Roulement a aiguilles		1		1	1	
49A-29	1415-205-0120-0	COLLAR/28 X 33 X 5 Collier		1		1	1	
49A-30	1415-205-0080-0	BEARING, NR/KT283327 Roulement a aiguilles		1		1	1	
49A-31	1415-205-0130-0	COLLAR/25 X 42 X 4 Collier		1		1	1	
49A-32	1426-261-0050-0	BEARING, TR/32305 Roulement		1		1	1	
49A-33	1415-205-0150-0	SHIM, A/0.05 Cale		AR		AR	AR	
49A-34	1415-205-0160-0	SHIM, B/0.10 Cale		AR		AR	AR	
49A-35	V671-400-0050-0	WASHER, ADAPTER/AW05 Rondelle		1		1	1	

Ref.No. Réf.Nº.	Parts No. Pièces Nº.	Description Désignation	Model & Q'ty Modél & Quant						Remarks Remarques
			S		D		F.U.F.DU		
49A-36	V670-200-0050-0	NUT, ADAPTER/AN05 Ecrou		1		1	1		
49A-37	V607-110-6305-0	BEARING, RB/6305NR Roulement radial		1		1	1		
49A-38	V704-140-0250-0	RING, SNAP/C 25 Collet d'axe		1		1	1		
49A-39	1424-212-1000-0	SHAFT, PTO DRIVE Arbre		1		1	1		
49A-40	1417-212-2000-0	RING, OIL Collet		1		1	1		
49A-41	V742-130-6205-0	SEAL, OIL/VC30652 Bague d'étanchéité		1		1	1		
49A-42	1415-207-0043-0	PIN, BACK GEAR Arbre de marche ar.		1		1	1		
49A-43	1426-207-0021-0	GEAR, BACK/25T Pignon		1		1	1		
49A-44	1415-207-0090-0	BEARING, NR/NAG4901 Roulement a aiguilles		2		2	2		
49A-45	V704-140-0120-0	RING, SNAP/C 12 Collet d'axe		2		1	1		
49A-46	1412-204-0030-0	RING, SNAP/24 Collet d'axe		2		2	2		
49A-47	1417-211-0010-0	GEAR, PTO DRIVE/21T Pignon		1		1	1		
49A-48	V740-145-6209-0	SEAL, OIL/SC45629 Bague d'étanchéité		1		1	1		
49A-49	V708-140-0620-0	RING, SNAP/C 62 Collet d'axe		1		1	1		
49A-50	1424-952-0040-0	SHIM, COUNTER GEAR Bague d'écartement		AR		AR	AR		



# Fig.50 POWER TAKE OFF

Arbre de changement





Ref.No. Réf.No.	Parts No. Pièces No.	Description Désignation	Model & Q'ty Modél & Quant					Remarks Remarques
			S	D	F-U	F-DU	LFDU	
50- 1	1431-280-0010-0	GEAR, PTO COUNTER/14-21T Pignon	1	1	1	1	1	
50- 2	V607-110-6305-0	BEARING, RB/6305NR Roulement radial	1	1	1	1	1	
50- 3	V600-110-6207-0	BEARING, RB/6207 Roulement radial	1	1	1	1	1	
50- 4	1415-213-0010-0	SHAFT, PTO Arbre	1	1	1	1	1	
50- 5	1431-283-0010-0	GEAR, PTO COUNTER/36-43T Pignon	1	1	1	1	1	
50- 6	1426-213-0010-0	BEARING, RB/6205NR Roulement radial	1	1	1	1	1	
50- 7	V600-110-6207-0	BEARING, RB/6207 Roulement radial	1	1	1	1	1	
50- 8	V744-135-5508-0	SEAL, OIL/TC35558 Bague d'étanchéité	1	1	1	1	1	
50- 9	1421-212-0040-0	CAP, PTO SHAFT Chapeau d'arbre	1	1	1	1	1	
50-10	1417-216-2000-0	ARM, LOW SHIFT Bras	1	1	1	1	1	
50-11	1415-216-0060-0	BOLT/M8 X 16 Vis	1	1	1	1	1	
50-12		WIRE/0.9 X 150 Fil	1	1	1	1	1	
50-13	V720-102-4021-0	O-RING/P21 Joint torique	1	1	1	1	1	
50-14	1431-286-2000-0	LEVER, PTO SHIFT Selecteur de PDF	1	1	1	1	1	
50-15	4106-105-3030-0	KNOB, LEVER Poignée	1	1	1	1	1	
50-15a	2101-230-0010-0	KNOB, LEVER Poignée		1	1	1	1	Ⓐ
50-16	1431-286-0020-0	GUIDE, PTO SHIFT LEVER Guide de PDF	1	1	1	1	1	
50-16a	1431-286-0021-0	GUIDE, PTO SHIFT LEVER Guide de PDF	1	1	1	1	1	Ⓑ
50-17	1431-938-0040-0	MARK, PTO Etiquette	1	1	1	1	1	
50-17a	1431-940-0110-0	MARK, PTO Etiquette	1	1	1	1	1	Ⓐ
50-17b	1425-940-0060-0	MARK, PTO Etiquette	1	1	1	1	1	Ⓑ
50-18	V201-260-8016-0	BOLT/M8 X 16 Vis	2	2	2	2	2	
50-19	V401-160-0080-0	WASHER, SP/M8 Rondelle frein	2	2	2	2	2	
50-20	1417-216-0040-0	BAR, PTO LOW SHIFT Barre	1	1	1	1	1	
50-21	V500-152-5018-0	PIN, SPLIT/2.5 X 18 Goupille fendue	2	2	2	2	2	
50-22	1431-286-0010-0	STAY, PTO SHIFTER Appui	1	1	1	1	1	
50-23	V720-101-9010-0	O-RING/P10 Joint torique	1	1	1	1	1	
50-24	1417-216-0010-0	SHIFTER, PTO LOW Fourchette	1	1	1	1	1	
50-24a	1424-216-0010-0	SHIFTER, PTO LOW Fourchette	1	1	1	1	1	Ⓑ D { #100993~ F { #002748~
50-25	V680-100-0010-0	BALL, STEEL Bille	1	1	1	1	1	
50-26	1302-225-0030-0	SPRING, SHIFTER Ressort	1	1	1	1	1	
50-27	V500-153-0025-0	PIN, SPLIT/3 X 25 Goupille fendue	1	1	1	1	1	
50-28	1416-216-0040-0	STOPPER, SHIFTER STAY Bouchon	1	1	1	1	1	
50-29	V201-260-8016-0	BOLT/M8 X 16 Vis	1	1	1	1	1	
50-30	V401-160-0080-0	WASHER, SP/M8 Rondelle frein	1	1	1	1	1	
50-31	1424-303-2000-0	SHAFT, DIFF-LOCK Arbre	1	1	1	1	1	
50-32	V720-102-4016-0	O-RING/P16 Joint torique	1	1	1	1	1	
50-33	1407-303-0020-0	CAM, DIFF-LOCK Game	1	1	1	1	1	

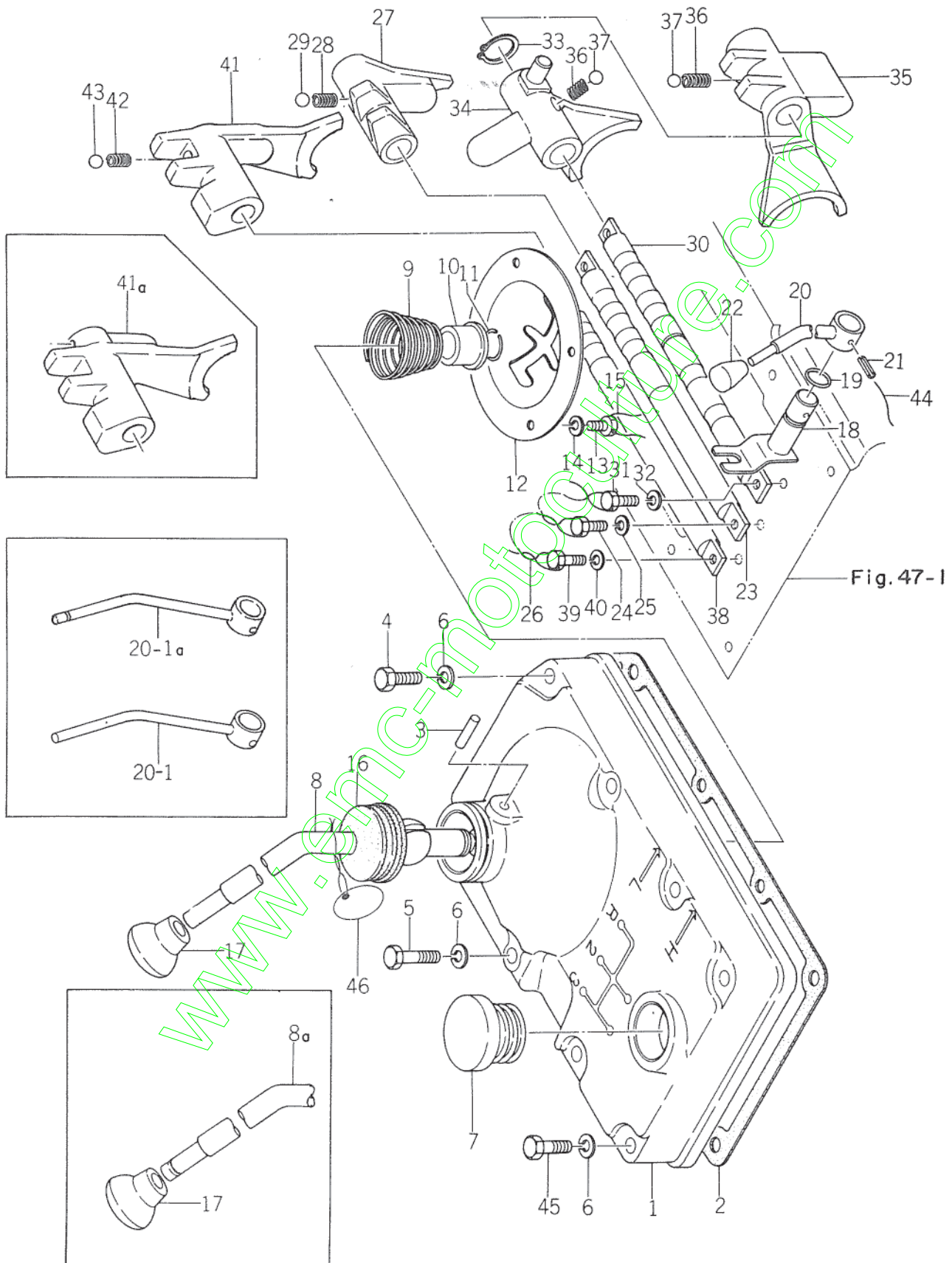
Ref.No. Réf.Nº	Parts No. Pièces Nº	Description Désignation	Model & Q'ty Modél & Quant					Remarks Remarques
			S	D	F-U	F-DU	LFDU	
50-34	1407-303-0030-0	BOLT/M10 X 20 Vis	1	1	1	1	1	
50-35		WIRE/1.2 X 220 Fil	1	1	1	1	1	
50-36	1407-303-0010-0	SHIFTER, DIFF-LOCK Fourchette de crabotage	1	1	1	1	1	
50-37	1407-303-0040-0	SPRING, PRESS/40 Ressort	1	1	1	1	1	
50-38	V413-160-0180-0	WASHER/M18 Rondelle	1	1	1	1	1	
50-39	V500-154-0030-0	PIN, SPLIT/4 X 30 Goupille fendue	1	1	1	1	1	
50-40	V200-260-6012-0	BOLT/M6 X 12 Vis	2	2	2	2	2	
50-41	V401-160-0060-0	WASHER, SP/M6 Rondelle frein	2	2	2	2	2	
50-42	1424-303-0010-0	WASHER/21 X 40 X 3 Rondelle	1	1	1	1	1	
50-43	V704-140-0120-0	RING, SNAP/C 12 Collet d'axe	1	1	1	1	1	

www.emc-motoculture.com



# Fig.51 GEAR SHIFT

Mechanisme de changement



Ref.No. Réf.No.	Parts No. Pièces No.	Description Désignation	Model & Q'ty Modél & Quant					Remarks Remarques
			S	D	F.U	F.DU	L.FDU	
51- 1	1431-273-0010-0	COVER, SHIFT Couvercle	1	1	1	1	1	
51- 2	1415-208-0020-0	PACKING, SHIFTER COVER Joint	1	1	1	1	1	
51- 3	V520-100-6016-0	PIN, A/6 x 16 Goupille	1	1	1	1	1	
51- 3a	1421-207-0050-0	PIN, A/6 x 16 Goupille	1	1	1	1	1	ⓑ
51- 4	V201-260-8045-0	BOLT/M8 x 45 Vis	5	5	5	5	5	
51- 5	V201-260-8060-0	BOLT/M8 x 60 Vis	2	2	2	2	2	
51- 6	V401-160-0080-0	WASHER, SP/M8 Rondelle frein	8	8	8	8	8	
51- 7	7956-205-0160-0	CAP, OIL/30 Bouchon	1	1	1	1	1	
51- 8	1426-208-0020-0	LEVER, SHIFT Levier de changement	1	1	1	1	1	
51- 8a	1426-208-0021-0	LEVER, SHIFT Levier de changement	1	1	1	1	1	ⓑ
51- 8b	1426-208-0022-0	LEVER, SHIFT Levier de changement	1	1	1	1	1	ⓒ { S #002721 ~ D #101383 ~ F #005160 ~
51- 9	1416-207-0040-0	SPRING, CONICAL/63 Ressort	1	1	1	1	1	
51-10	1407-207-0040-0	SEAT, SPRING Cuvette de ressort	1	1	1	1	1	
51-10a	1421-207-0040-0	SEAT, SPRING Cuvette de ressort	1	1	1	1	1	Ⓐ
51-11	1407-207-0050-0	RING, SNAP Collet d'axe	1	1	1	1	1	
51-12	1426-208-0032-0	GUIDE, SHIFT LEVER Grille de vitesses	1	1	1	1	1	
51-13	1402-501-0170-0	BOLT/M6 x 12 Vis	4	4	4	4	4	
51-14	V401-160-0060-0	WASHER, SP/M6 Rondelle frein	4	4	4	4	4	
51-15		WIRE/0.9 x 350 Fil	1	1	1	1	1	
51-16	1403-207-0010-0	BOOT, SHIFT LEVER Cupule de rotule	1	1	1	1	1	
51-17	1414-207-0050-0	KNOB, LEVER/48 Pommeau	1	1	1	1	1	
51-17a	2132-211-0040-0	KNOB, LEVER/48-14 Pommeau	1	1	1	1	1	ⓒ { S #002721 ~ D #101383 ~ F #005160 ~
51-18	1415-209-1000-0	ARM, SUB SHIFT Doigt de subdivision	1	1	1	1	1	
51-19	V720-102-4012-0	O-RING/P12 Joint torique	1	1	1	1	1	
51-20	1421-208-1000-0	LEVER, SUB SHIFT Lever de transfert	1	1				
51-20a	1421-208-1001-0	LEVER, SUB SHIFT Lever de transfert	1	1				ⓑ
51-20-1	1426-214-2000-0	LEVER, SUB SHIFT Lever de transfert			1	1	1	
51-20-1a	1426-214-2001-0	LEVER, SUB SHIFT Lever de transfert			1	1	1	ⓑ
51-21	V580-140-6028-0	PIN, SPRING/W6 x 28 Goupille elastique	1	1	1	1	1	
51-22	4106-105-3030-0	GRIP Poignee	1	1	1	1	1	
51-22a	2101-230-0010-0	GRIP Poignee	1	1	1	1	1	Ⓐ
51-23	1415-210-0030-0	STAY, LOW SHIFTER Appui	1	1	1	1	1	
51-24	1401-201-0160-0	BOLT/M6 x 16 9T Vis	2	2	2	2	2	
51-25	V401-160-0060-0	WASHER, SP/M6 Rondelle frein	2	2	2	2	2	
51-26	V590-130-9400-0	WIRE/0.9 x 400 Fil	2	2	2	2	2	
51-27	1415-210-0010-0	SHIFTER, LOW Fouchette	1	1	1	1	1	
51-27a	1426-210-0060-0	SHIFTER, LOW Fouchette	1	1	1	1	1	ⓑ { S #002721 ~ D #101383 ~ F #005160 ~
51-28	1415-210-0020-0	SPRING, SHIFTER Ressort	1	1	1	1	1	

1424-209  
1426-210.214 1431-273.935.938

Ref.No. Réf.No.	Parts No. Pièces N°.	Description Désignation	Model & Q'ty Modél & Quant					Remarks Remarques
			S	D	F-U	F-DU	L-FDU	
			51-29	V680-100-0013-0	BALL, STEEL Bille	1	1	
51-30	1426-210-0031-0	STAY, THIRD SHIFTER Appui	1	1	1	1	1	
51-31	1401-201-0160-0	BOLT/M6 x 16 9T Vis	2	2	2	2	2	
51-32	V401-160-0060-0	WASHER, SP/M6 Rondelle frein	2	2	2	2	2	
51-33	V704-140-0150-0	RING, SNAP/C 15 Collet d'axe	1	1	1	1	1	
51-34	1426-210-0021-0	SHIFTER, SUB Fourchette	1	1	1	1	1	
51-34a	1426-210-0022-0	SHIFTER, SUB Fourchette	1	1	1	1	1	Ⓟ { D #100993 ~ F #002748 ~
51-35	1426-210-0011-0	SHIFTER, THIRD Fourchette	1	1	1	1	1	
51-35a	1426-210-0012-0	SHIFTER, THIRD Fourchette	1	1	1	1	1	Ⓟ { D #100993 ~ F #002748 ~
51-36	1415-210-0020-0	SPRING, SHIFTER Ressort	2	2	2	2	2	
51-37	V680-100-0013-0	BALL, STEEL Bille	2	2	2	2	2	
51-38	1426-210-0050-0	STAY, BACK SHIFTER Appui	1	1	1	1	1	
51-39	1401-201-0160-0	BOLT/M6 x 16 9T Vis	2	2	2	2	2	
51-40	V401-160-0060-0	WASHER, SP/M6 Rondelle frein	2	2	2	2	2	
51-41	1426-210-0041-0	SHIFTER, BACK Fourchette	1	1	1	1	1	
51-41a	1426-210-0042-0	SHIFTER, BACK Fourchette	1	1	1	1	1	Ⓟ { D #100993 ~ F #002748 ~
51-42	1415-210-0020-0	SPRING, SHIFTER Ressort	1	1	1	1	1	
51-43	V680-100-0013-0	BALL, STEEL Bille	1	1	1	1	1	
51-44		WIRE/0.9 x 90 Fil	1	1	1	1	1	
51-45	V201-260-8050-0	BOLT/M8 x 50 Vis	1	1	1	1	1	
51-46	1427-932-0020-0	TAG, CAUTION	1	1	1	1	1	

www.emc-motoculture.com





# Fig.52 REAR AXLE HOUSING

Carter de pont arriere

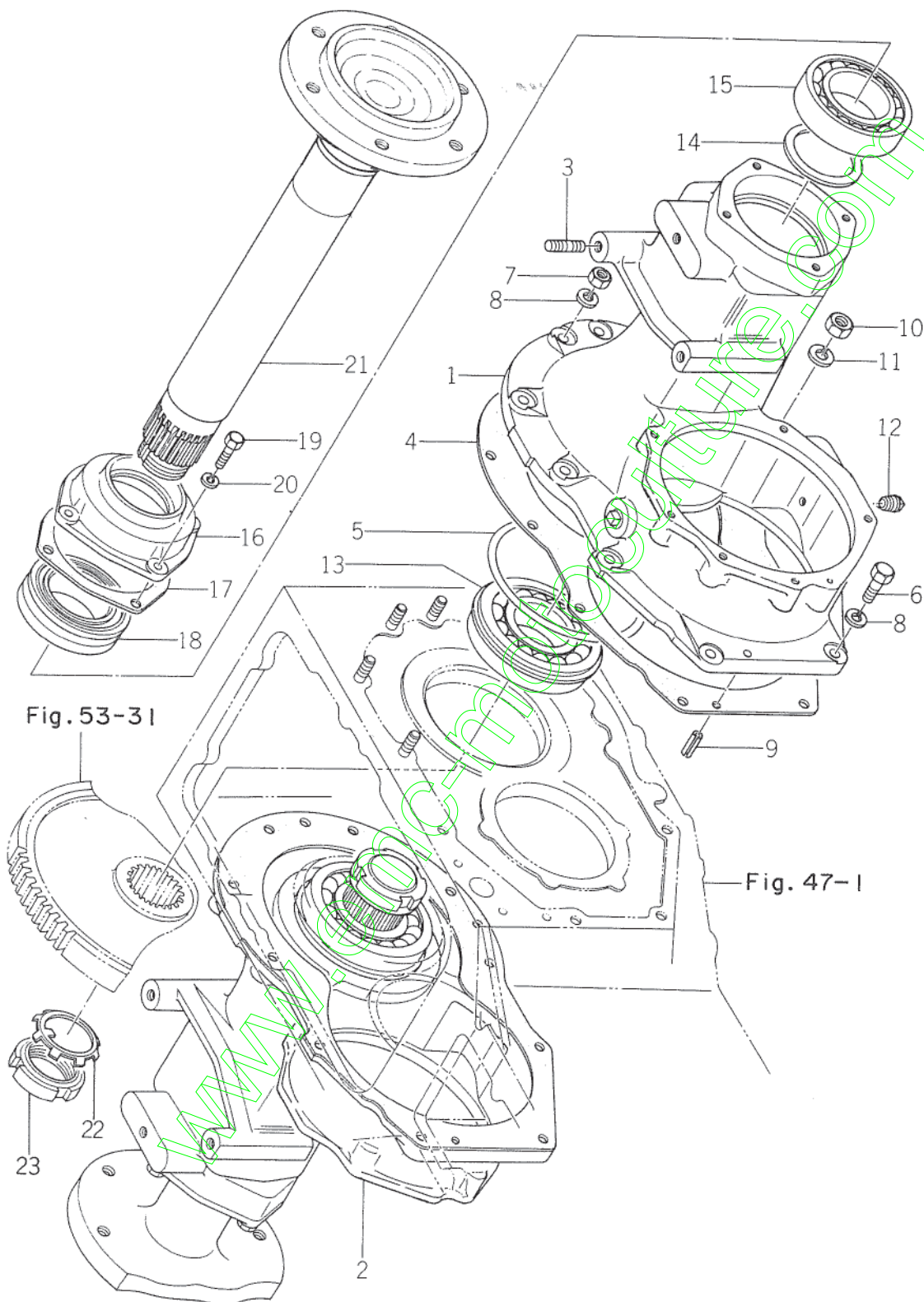


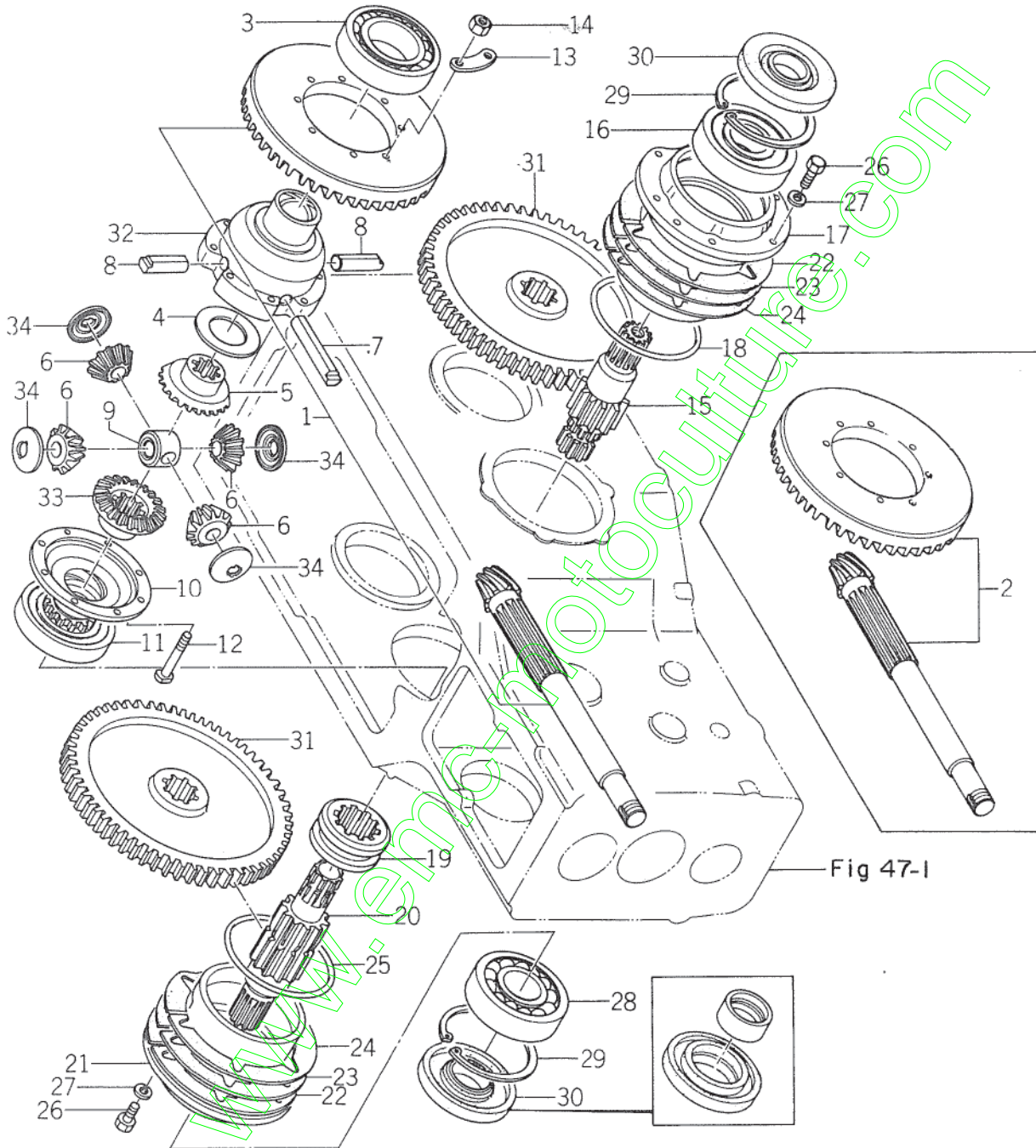
Fig. 53-31

Fig. 47-1

Ref.No. Réf.Nº.	Parts No. Pièces Nº.	Description Désignation	Model & Q'ty Modél & Quant					Remarks Remarques
			S	D	F.U	F.DU	L.FDU	
52- 1	1417-306-0010-0	HOUSING, R. AXLE LH Carter de reducteur G.	1	1	1	1	1	
52- 2	1417-306-0020-0	HOUSING, R. AXLE RH Carter de reducteur D.	1	1	1	1	1	
52- 3	V251-261-2032-0	STUD/M12 X 32 Goujon	6	6	6	6	6	
52- 4	1415-306-0070-0	PACKING, RAXLE HOUSING Joint	2	2	2	2	2	
52- 5	1417-306-0030-0	O-RING Joint torique	2	2	2	2	2	
52- 6	V201-461-0030-0	BOLT/M10 X 30 9T Vis	8	8	8	8	8	
52- 7	V300-460-0100-0	NUT/M10 7T Erou	10	10	10	10	10	
52- 8	V401-160-0100-0	WASHER, SP/M10 Rondelle frein	18	18	18	18	18	
52- 9	V580-140-8025-0	PIN, SPRING/8 X 25 Goupille elastique	2	2	2	2	2	
52-10	V300-460-0120-0	NUT/M12 7T Erou	6	6	6	6	6	
52-11	V401-160-0120-0	WASHER, SP/M12 Rondelle frein	6	6	6	6	6	
52-12	1326-706-0020-0	PLUG, DRAIN Bouchon	2	2	2	2	2	
52-13	V607-110-6311-0	BEARING, RB/6311NR Roulement radial	2	2	2	2	2	
52-14	1415-307-0020-0	COLLAR/55 X 70 X 4 Collier	2	2	2	2	2	
52-15	V600-110-6212-0	BEARING, RB/6212 Roulement radial	2	2	2	2	2	
52-16	1415-306-0030-2	METAL, OIL SEAL Palier	2	2	2	2	2	
52-17	1415-306-0040-0	PACKING, METAL Joint	2	2	2	2	2	
52-18	1415-306-0060-0	SEAL/A03250E Bague d'etancheite	2	2	2	2	2	
52-19	V201-260-8020-0	BOLT/M8 X 20 Vis	8	8	8	8	8	
52-20	V401-160-0080-0	WASHER, SP/M8 Rondelle frein	8	8	8	8	8	
52-21	1431-355-0010-0	SHAFT, WHEEL Fusse	2	2	2	2	2	
52-22	V671-400-0100-0	WASHER, ADAPTER/AW10 Rondelle	2	2	2	2	2	
52-23	V670-200-0100-0	NUT, ADAPTER/AN10 Erou	2	2	2	2	2	

# Fig.53 DIFFERENTIAL GEAR

Commande et blocage du diferencial

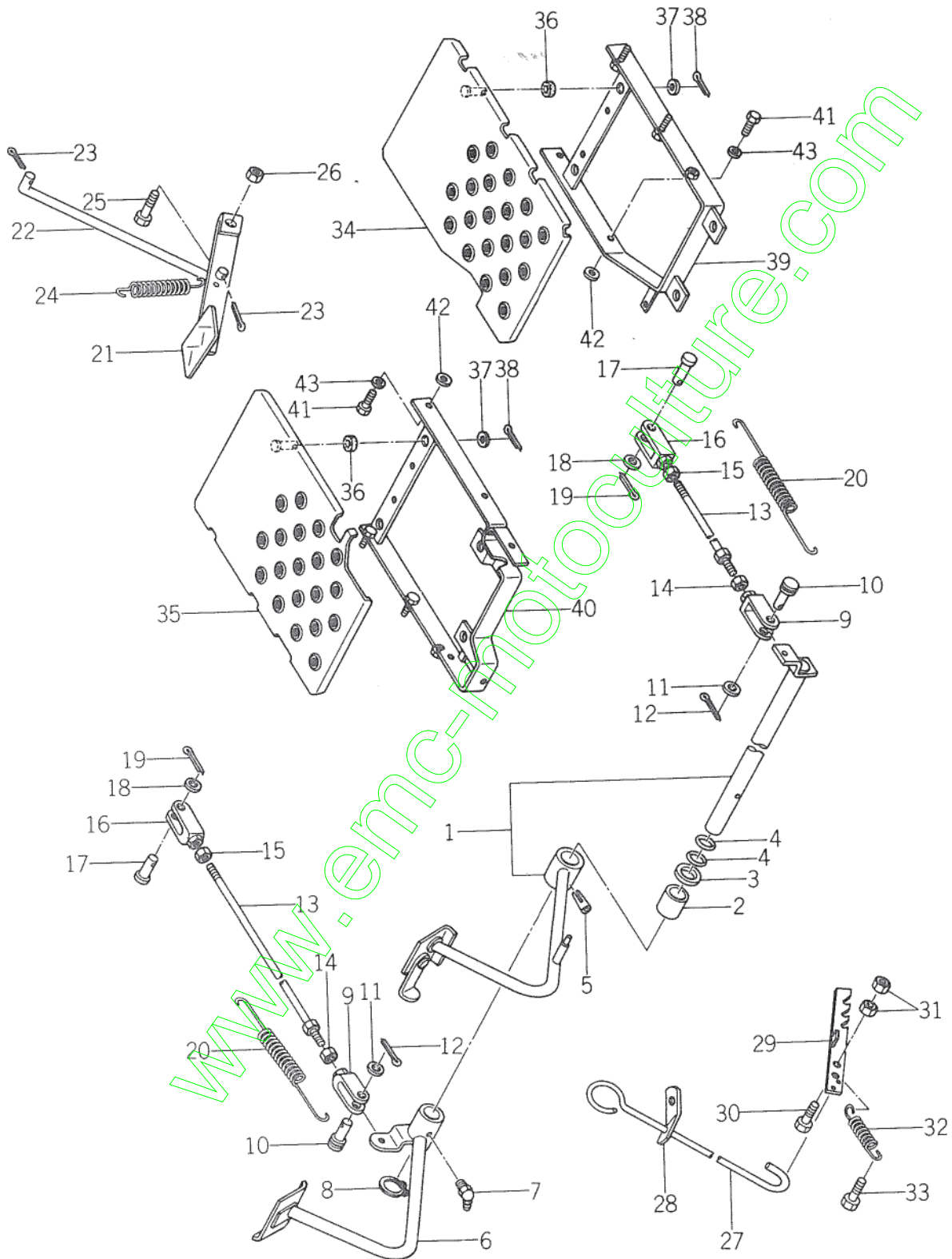


Ref.No. Réf.No.	Parts No. Pièces No.	Description Désignation	Model & Q'ty Modél & Quant						Remarks Remarques									
			S	D	F	U	F	D		U	L	F	D	U				
53- 1	1431-026-3000-0	GEAR, DRIVE 8 SET Pignon d'attache	1	1														
53- 1a	1431-009-2010-0	GEAR, DRIVE 8 SET Pignon d'attache	1	1														© #101289~
53- 2	1431-026-2000-0	GEAR, DRIVE F SET Pignon d'attache					1	1	1									
53- 2a	1431-009-2100-0	GEAR, DRIVE F SET Pignon d'attache					1	1	1									© #004183~
53- 3	V600-110-6211-0	BEARING, RB/6211 Roulement radial	1	1	1	1	1	1	1									
53- 4	1431-301-0050-0	COLLAR, THRUST/45 X 66 X 1 Rondelle d'addul	1	1	1	1	1	1	1									
53- 5	1431-301-0060-0	GEAR, DIFF-SIDE A/20T Pignon	1	1	1	1	1	1	1									
53- 6	1431-301-0090-0	PINION, DIFF/12T Satellite	4	4	4	4	4	4	4									
53- 7	1431-301-0020-0	SHAFT, DIFF-PINION A Axe des satellites A.	1	1	1	1	1	1	1									
53- 8	1431-301-0030-0	SHAFT, DIFF-PINION B Axe des satellites B.	2	2	2	2	2	2	2									
53- 9	1431-301-0040-0	HOLDER, PINION SHAFT Noix de differential	1	1	1	1	1	1	1									
53-10	1431-301-0110-0	GEAR, DIFF-LOCK Pignon	1	1	1	1	1	1	1									
53-11	V600-110-6211-0	BEARING, RB/6211 Roulement radial	1	1	1	1	1	1	1									
53-12	1404-301-0100-0	BOLT, DIFF Vis	8	8	8	8	8	8	8									
53-13	1404-301-0090-0	WASHER, DIFF-BOLT Rondelle	4	4	4	4	4	4	4									
53-14	V303-460-0080-0	NUT/M8 7T Ecrou	8	8	8	8	8	8	8									
53-15	1426-301-0050-0	PINION, WHEEL LH/10T Pignon de roue G.	1	1	1	1	1	1	1									
53-16	V600-110-6309-0	BEARING, RB/6309 Roulement radial	1	1	1	1	1	1	1									
53-17	1426-202-0010-0	METAL, DIFF-CASE LH Palier G.	1	1	1	1	1	1	1									
53-18	V721-103-1115-0	O-RING/G115 Joint torique	1	1	1	1	1	1	1									
53-19	1426-301-0070-0	CLUTCH, DIFF-LOCK Crabot directionnel	1	1	1	1	1	1	1									
53-20	1426-301-0060-0	PINION, WHEEL RH/10T Pignon de roue D.	1	1	1	1	1	1	1									
53-21	1426-202-0021-0	METAL, DIFF-CASE RH Palier D.	1	1	1	1	1	1	1									
53-22	1415-201-0140-0	SHIM, A/O.198 Cale, A.	AR	AR	AR	AR	AR	AR	AR									
53-23	1415-201-0150-0	SHIM, B/O.1 Cale, B.	AR	AR	AR	AR	AR	AR	AR									
53-24	1415-201-0160-0	SHIM, C/O.5 Cale, C.	AR	AR	AR	AR	AR	AR	AR									
53-25	V721-103-1115-0	O-RING/G115 Joint torique	1	1	1	1	1	1	1									
53-26	V201-260-8025-0	BOLT/M8 X 25 Vis	12	12	12	12	12	12	12									
53-27	V401-160-0080-0	WASHER, SP/M8 Rondelle frein	12	12	12	12	12	12	12									
53-28	V600-110-6309-0	BEARING, RB/6309 Roulement radial	1	1	1	1	1	1	1									
53-29	V705-140-1000-0	RING, SNAP/C 100 Collet d'axe	2	2	2	2	2	2	2									
53-30	1417-200-0511-0	SEAL Bague d'étancheité	2	2	2	2	2	2	2									
53-30a	1417-201-2000-0	SEAL Bague d'étancheité	2	2	2	2	2	2	2									ⓑ
53-31	1417-307-0010-0	GEAR, WHEEL/50T Roue d'entee	2	2	2	2	2	2	2									
53-32	1431-301-0010-0	CASE, DIFF LH Boitier de differential	1	1	1	1	1	1	1									
53-33	1431-301-0070-0	GEAR, DIFF-SIDE B/20T Pignon	1	1	1	1	1	1	1									
53-34	1431-301-0080-0	COLLAR, PINION THRUST Rondelle d'addul	4	4	4	4	4	4	4									



**Fig.54 STEP AND BRAKE SYSTEM(S, D TYPE)**

Pedales de freins





Ref.No. Réf.No.	Parts No. Pièces No.	Description Désignation	Model & Q'ty Modél & Quant						Remarks Remarques
			S	D	F-U	F-DU	L.F.	DU	
54- 1	1423-031-2000-0	PEDAL BRAKE SET Pedales de freins G.	1	1					
54- 2	1423-312-0010-0	COLLAR/28 x 34 x 15 Collier	1	1					
54- 3	1421-312-0020-0	WASHER/26 x 35 x 1 Rondelle	2	2					
54- 4	V720-103-5025-0	O-RING/P25 Joint torique	2	2					
54- 5	V511-168-0050-0	PIN, TAPER/8 x 50 Goupille	1	1					
54- 6	1415-312-3000-0	PEDAL, BRAKE RH Pedales de freins D.	1	1					
54- 7	V763-400-0000-0	NIPPLE, GREASE Graisseur	1	1					
54- 8	V704-140-0250-0	RING, SNAP/C 25 Collet d'axe	1	1					
54- 9	1415-312-6000-0	YOKE, RH Chape D.	2	2					
54-10	1404-312-0050-0	PIN, YOKE B Axe de chape	2	2					
54-11	V413-160-0080-0	WASHER/M8 Rondelle	2	2					
54-12	V500-152-0018-0	PIN, SPLIT/2 x 18 Goupille fendue	2	2					
54-13	1415-312-4001-0	ROD, BRAKE Biellette	2	2					
54-14	V302-260-0080-0	NUT/M8 Ecrou	2	2					
54-15	1401-122-0050-0	NUT, LH THREAD/M8 Ecrou	2	2					
54-16	1415-312-5000-0	YOKE, LH Chape G.	2	2					
54-17	1404-312-0060-0	PIN, YOKE A Axe de chape	2	2					
54-18	V413-160-0080-0	WASHER/M8 Rondelle	2	2					
54-19	V500-152-0018-0	PIN, SPLIT/2 x 18 Goupille fendue	2	2					
54-20	1403-312-0030-0	SPRING, PARKING BRAKE Ressort	2	2					
54-21	1416-303-2000-0	PEDAL, DIFF LOCK Commande de differential	1	1					
54-22	1415-303-0010-0	ROD, DIFF LOCK Tige de differential	1	1					
54-23	V500-152-0018-0	PIN, SPLIT/2 x 18 Goupille fendue	2	2					
54-24	1401-304-0120-0	SPRING, BRAKE RETURN Ressort	1	1					
54-24a	1427-301-0210-0	SPRING, TENSION/121	1	1					Ⓐ
54-25	V201-261-2035-0	BOLT/M12 x 35 Vis	1	1					
54-26	V300-260-0120-0	NUT/M12 Ecrou	1	1					
54-27	1415-312-0021-0	LEVER, PARKING Verrou de parcage	1	1					
54-28	1415-312-0031-0	HOLDER, LEVER Support de levier	1	1					
54-29	1424-312-2000-0	STOPPER, PARKING Crochet de parcage	1	1					
54-30	V201-260-8025-0	BOLT/M8 x 25 Vis	1	1					
54-31	V300-260-0080-0	NUT/M8 Ecrou	2	2					
54-32	1414-312-0020-0	SPRING, TENSION/53 Ressort	1	1					
54-33	V201-260-8016-0	BOLT/M8 x 16 Vis	1	1					
54-34	1426-616-2000-0	STEP, LH Marchepied G.	1	1					
54-35	1426-616-2102-0	STEP, RH Marchepied D.	1	1					
54-36	1414-616-0010-0	CUSHION/RUBBER Cale	8	8					
54-37	V413-160-0080-0	WASHER/M8 Rondelle	8	8					

Ref.No. Réf.Nº.	Parts No. Pièces Nº.	Description Désignation	Model & Q'ty Modél & Quant					Remarks Remarques
			S	D	F-U	F-DU	L-FDU	
54-38	V500-152-0015-0	PIN, SPLIT/2 x 15 Goupille fendue	8	8				
54-39	1426-616-2200-0	FRAME, STEP LH Chassis G.	1	1				
54-40	1426-616-2302-0	FRAME, STEP RH Chassis D.	1	1				
54-41	V201-261-0020-0	BOLT/M10 x 20 Vis	4	4				
54-42	V413-160-0100-0	WASHER/M10 Rondelle	4	4				Ⓟ
54-43	V401-160-0100-0	WASHER, SP/M10 Rondelle frein	4	4				

www.emc-motoculture.com

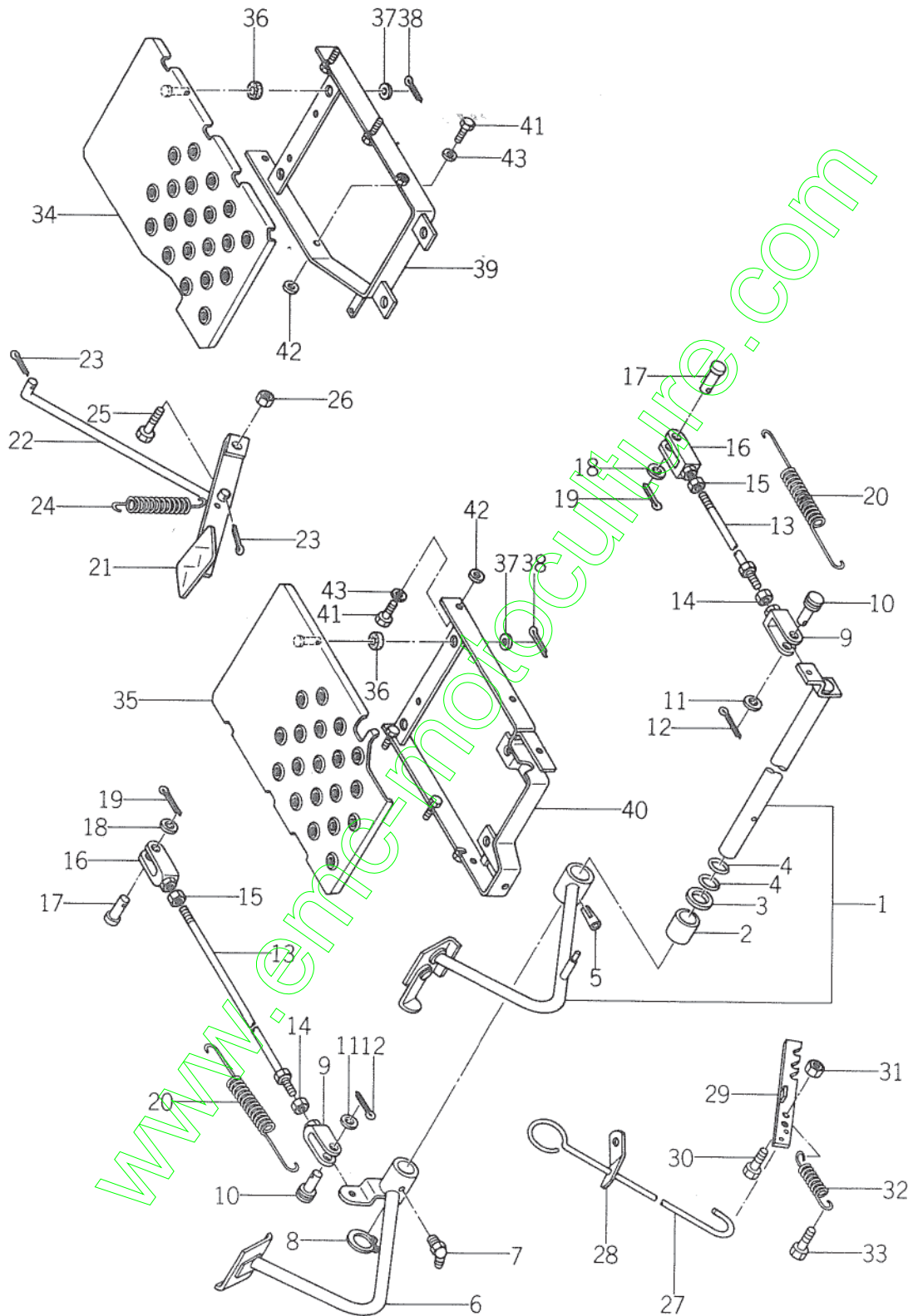
SERVICE MEMO

A series of horizontal dashed lines for writing.

[www.emc-motoculture.com](http://www.emc-motoculture.com)

**Fig.55 STEP AND BRAKE SYSTEM(F-U, F-DU, LF-DU TYPE)**

Pedales de freins



Ref.No. Réf.No.	Parts No. Pièces No.	Description Désignation	Model & Q'ty Modél & Quant					Remarks Remarques
			S	D	F-U	F-DU	L-F-DU	
55- 1	1423-031-2000-0	PEDAL, BRAKE SET Pedales de freins G.			1	1	1	
55- 2	1423-312-0010-0	COLLAR/28 x 34 x 15 Collier			1	1	1	
55- 3	1421-312-0020-0	WASHER/26 x 35 x 1 Rondelle			2	2	2	
55- 4	V720-103-5025-0	O-RING/P25 Joint torique			2	2	2	
55- 5	V511-160-8050-0	PIN, TAPER/8 x 50 Goupille			1	1	1	
55- 6	1415-312-3000-0	PEDAL, BRAKE RH Pedales de freins D.			1	1	1	
55- 7	V763-400-0000-0	NIPPLE, GREASE Graisseur			1	1	1	
55- 8	V704-140-0250-0	RING, SNAP/C 25 Collet d'axe			1	1	1	
55- 9	1415-312-6000-0	YOKE, RH Chape D.			2	2	2	
55-10	1404-312-0050-0	PIN, YOKE B Axe de chape			2	2	2	
55-11	V413-160-0080-0	WASHER/M8 Rondelle			2	2	2	
55-12	V500-152-0018-0	PIN, SPLIT/2 x 18 Goupille fendue			2	2	2	
55-13	1415-312-4001-0	ROD, BRAKE Biellette			2	2	2	
55-14	V302-260-0080-0	NUT/M8 Ecrou			2	2	2	
55-15	1401-122-0050-0	NUT, LH THREAD/M8 Ecrou			2	2	2	
55-16	1415-312-5000-0	YOKE, LH Chape G.			2	2	2	
55-17	1404-312-0060-0	PIN, YOKE A Axe de chape			2	2	2	
55-18	V413-160-0080-0	WASHER/M8 Rondelle			2	2	2	
55-19	V500-152-0018-0	PIN, SPLIT/2 x 18 Goupille fendue			2	2	2	
55-20	1403-312-0030-0	SPRING, PARKING BRAKE Ressort			2	2	2	
55-21	1416-303-2000-0	PEDAL, DIFF-LOCK Commande de differential			1	1	1	
55-22	1415-303-0010-0	ROD, DIFF-LOCK Tige de differential			1	1	1	
55-23	V500-152-0018-0	PIN, SPLIT/2 x 18 Goupille fendue			2	2	2	
55-24	1401-304-0120-0	SPRING, BRAKE RETURN Ressort			1	1	1	
55-24a	1427-301-0210-0	SPRING, TENSION/121 Ressort			1	1	1	Ⓐ
55-25	V201-261-2035-0	BOLT/M12 x 35 Vis			1	1	1	
55-26	V300-260-0120-0	NUT/M12 Ecrou			1	1	1	
55-27	1415-312-0021-0	LEVER, PARKING Verrou de parcage			1	1	1	
55-28	1415-312-0031-0	HOLDER, LEVER Support de levier			1	1	1	
55-29	1424-312-2000-0	STOPPER, PARKING Crochet de parcage			1	1	1	
55-30	V201-260-8016-0	BOLT/M8 x 16 Vis			1	1	1	
55-31	V300-260-0080-0	NUT/M8 Ecrou			1	1	1	
55-32	1414-312-0020-0	SPRING, TENSION/53 Ressort			1	1	1	
55-33	V201-260-8020-0	BOLT/M8 x 20 Vis			1	1	1	
55-34	1426-616-2000-0	STEP, LH Marchepied G.			1	1	1	
55-35	1426-616-2102-0	STEP, RH Marchepied D.			1	1	1	
55-36	1414-616-0010-0	CUSHION/RUBBER Cale			8	8	8	
55-37	V413-160-0080-0	WASHER/M8 Rondelle			8	8	8	

Ref.No. Réf.Nº	Parts No. Pièces Nº	Description Désignation	Model & Q'ty Modél & Quant						Remarks Remarques
			S	D	F-U	F-DU	L-FDU		
			55-38	V500-152-0015-0	PIN, SPLIT/2 x 15 Goupille fendue			8	
55-39	1426-616-2200-0	FRAME, STEP LH Chassis G.			1	1	1		
55-40	1426-616-2302-0	FRAME, STEP RH Chassis D.			1	1	1		
55-41	V201-261-0020-0	BOLT/M10 x 20 Vis			4	4	4		
55-42	V413-160-0100-0	WASHER/M10 Rondelle			4	4	4	Ⓟ	
55-43	V401-160-0100-0	WASHER, SP/M10 Rondelle frein			4	4	4		

www.emc-motoculture.com



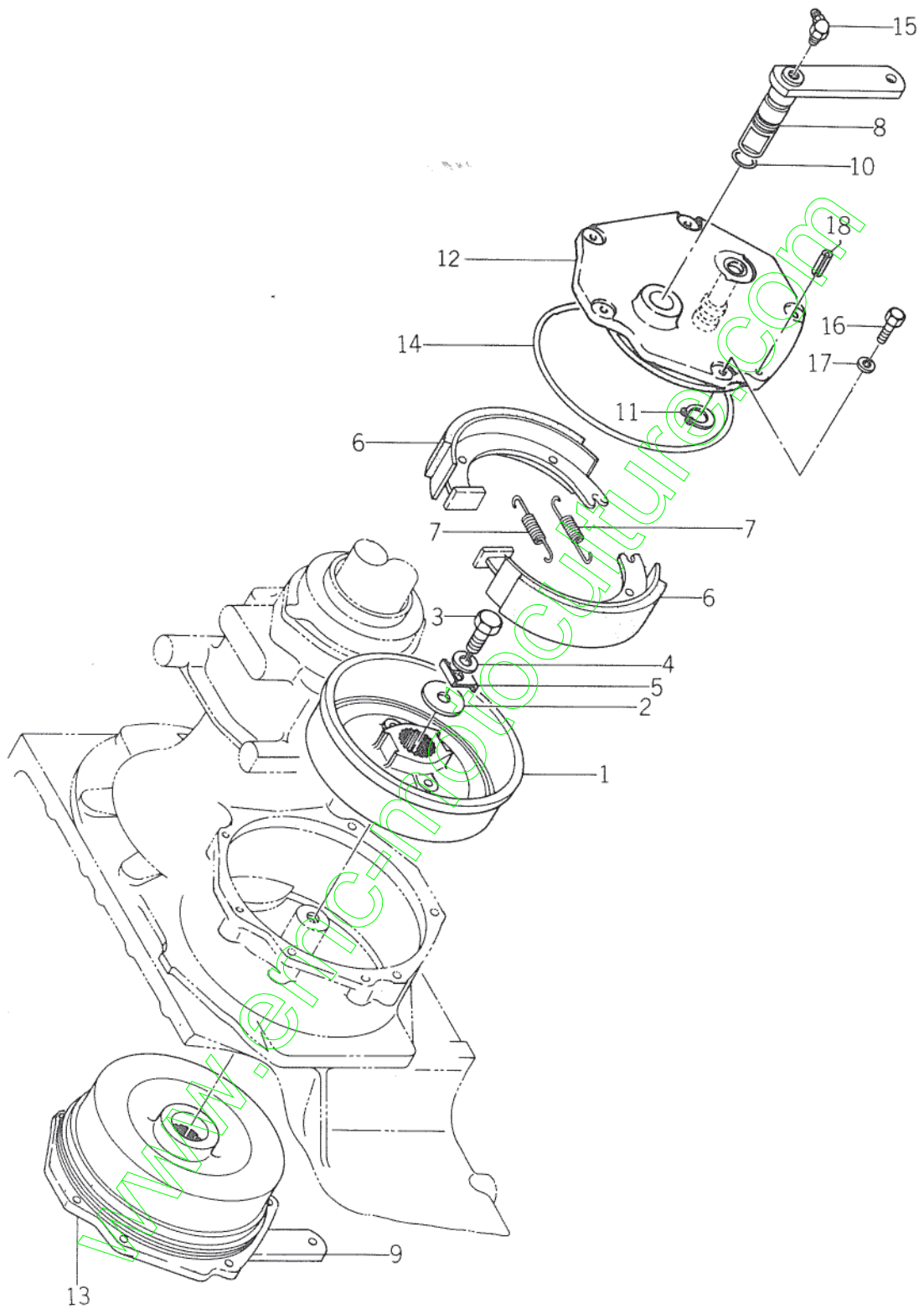
# SERVICE MEMO

Lined area for writing the service memo.

[www.emc-motoculture.com](http://www.emc-motoculture.com)

**Fig.56 BRAKE (E41, E43)**

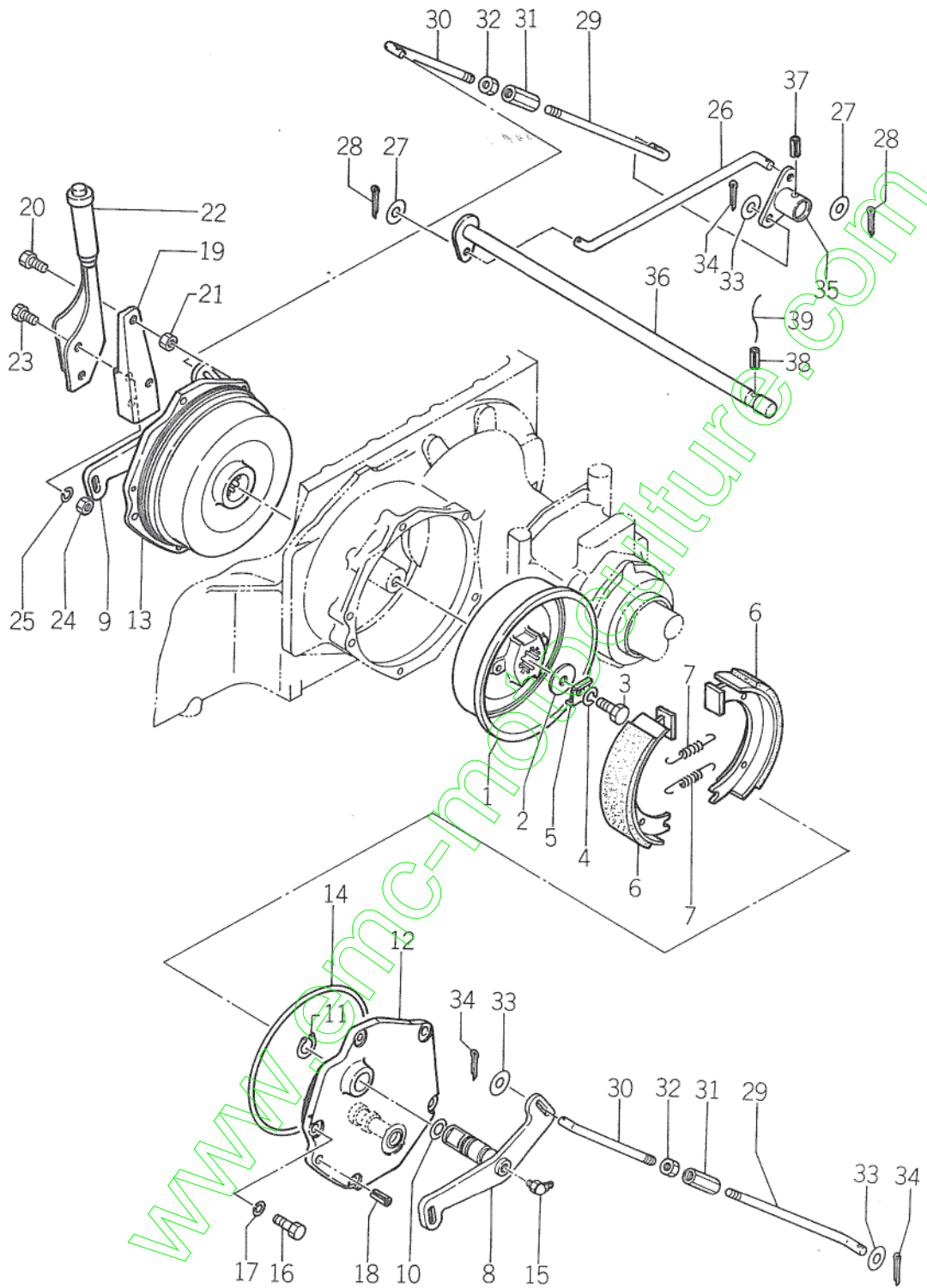
Frein



Ref.No. Réf.Nº.	Parts No. Pièces Nº.	Description Désignation	Model & Q'ty Modél & Quant					Remarks Remarques
			S	D	F-U	F-DU	LFDU	
56- 1	1417-310-0010-0	DRUM, BRAKE Tambour	2	2	2	2	2	
56- 2	1415-310-0030-0	WASHER, DRUM Rondelle	2	2	2	2	2	
56- 2a	1419-310-0020-0	WASHER, DRUM Rondelle	2	2	2	2	2	Ⓐ
56- 3	V201-461-2025-0	BOLT/M12 X 25 9T Vis	2	2	2	2	2	
56- 4	V401-160-0120-0	WASHER, SP/M12 Rondelle frein	2	2	2	2	2	
56- 5	1417-310-0040-0	WASHER, LOCK Rondelle frein	2	2	2	2	2	
56- 6	1417-310-1000-0	SHOE, BRAKE Machire	4	4	4	4	4	
56- 7	1417-310-0030-0	SPRING, TENSION/79 Ressort	4	4	4	4	4	
56- 8	1417-310-4000-0	PIN, BRAKE CAM LH Game G.	1	1	1	1	1	
56- 9	1417-310-5000-0	PIN, BRAKE CAM RH Game D.	1	1	1	1	1	
56-10	V720-102-4021-0	O-RING/P21 Joint torique	2	2	2	2	2	
56-11	1407-310-0060-0	RING, SNAP/WR25 Collet d'axe	2	2	2	2	2	
56-12	1417-310-2000-0	METAL, BRAKE LH Flasque G.	1	1	1	1	1	
56-13	1417-310-3000-0	METAL, BRAKE RH Flasque D.	1	1	1	1	1	
56-14	1417-310-0020-0	O-RING Joint torique	2	2	2	2	2	
56-15	V764-400-0000-0	NIPPLE, GREASE Graisseur	2	2	2	2	2	
56-16	V201-260-8025-0	BOLT/M8 X 25 Vis	10	10	10	10	10	
56-17	V401-160-0080-0	WASHER, SP/M8 Rondelle frein	10	10	10	10	10	
56-18	V580-100-6020-0	PIN, SPRING/6 X 20 Goupille elastique	2	2	2	2	2	

**Fig.56A BRAKE (E21, E23)**

Frein



Ref.No. Réf.Nº.	Parts No. Pièces Nº.	Description Désignation	Model & Q'ty Modél & Quant						Remarks Remarques
			S	D	F-U	F-DU	L-FDU		
56A- 1	1417-310-0010-0	DRUM, BRAKE Tambour	2	2	2	2	2		
56A- 2	1419-310-0020-0	WASHER, DRUM Rondelle	2	2	2	2	2		
56A- 3	V201-461-2025-0	BOLT/M12 x 25 9T Vis	2	2	2	2	2		
56A- 4	V401-460-0120-0	WASHER, SP/M12 Rondelle frein	2	2	2	2	2		
56A- 5	1417-310-0040-0	WASHER, LOCK Rondelle frein	2	2	2	2	2		
56A- 6	1417-310-1000-0	SHOE, BRAKE Machoire	4	4	4	4	4		
56A- 7	1417-310-0030-0	SPRING, TENSION/79 Ressort	4	4	4	4	4		
56A- 8	1426-354-2100-0	PIN, BRAKE CAM LH Game G.	1	1	1	1	1		
56A- 9	1426-354-2200-0	PIN, BRAKE CAM RH Game D.	1	1	1	1	1		
56A-10	V720-102-4021-0	O-RING/P21 Joint torique	2	2	2	2	2		
56A-11	1407-310-0060-0	RING, SNAP/WR25 Collet d'axe	2	2	2	2	2		
56A-12	1417-310-2000-0	METAL, BRAKE LH Flasque G.	1	1	1	1	1		
56A-13	1417-310-3000-0	METAL, BRAKE RH Flasque D.	1	1	1	1	1		
56A-14	1417-310-0020-0	O-RING Joint torique	2	2	2	2	2		
56A-15	V764-400-0000-0	NIPPLE, GREASE Graisseur	2	2	2	2	2		
56A-16	V201-260-8025-0	BOLT/M8 x 25 Vis	8	8	8	8	8		
56A-17	V401-160-0080-0	WASHER, SP/M8 Rondelle frein	10	10	10	10	10		
56A-18	V580-140-6020-0	PIN, SPRING/6 x 20 Goupille elastique	2	2	2	2	2		
56A-19	1426-354-2000-0	PLATE, LEVER SET Support	1	1	1	1	1		
56A-20	V201-460-8035-0	BOLT/M8 x 35 Vis	2	2	2	2	2		
56A-21	V302-260-0100-0	NUT/M10 Ecrou	2	2	2	2	2		
56A-22	1422-355-2300-0	LEVER, PARKING ASSY Lever de frein	1	1	1	1	1		
56A-23	V201-260-8020-0	BOLT/M8 x 20 Vis	2	2	2	2	2		
56A-24	V300-260-0080-0	NUT/M8 Ecrou	2	2	2	2	2		
56A-25	V401-160-0080-0	WASHER, SP/M8 Rondelle frein	2	2	2	2	2		
56A-26	1422-355-0020-0	ROD, PARKING Tringle de frein	1	1	1	1	1		
56A-27	V413-160-0080-0	WASHER/M8 Rondelle	2	2	2	2	2		
56A-28	V500-153-0018-0	PIN, SPLIT/3 x 18 Goupille fendue	2	2	2	2	2		
56A-29	1426-354-0010-0	ROD, PARKING LH Tringle de frein	2	2	2	2	2		
56A-29a	1426-354-0011-0	ROD, PARKING LH Tringle de frein	2	2	2	2	2	Ⓟ	
56A-30	1422-355-0030-0	ROD, PARKING RH Tringle de frein	2	2	2	2	2		
56A-31	1421-122-0030-0	TURNBUCKLE Ridoir	2	2	2	2	2		
56A-32	V302-260-0080-0	NUT/M8 Ecrou	2	2	2	2	2		
56A-33	V413-160-0080-0	WASHER/M8 Rondelle	4	4	4	4	4		
56A-34	V500-153-0018-0	PIN, SPLIT/3 x 18 Goupille fendue	4	4	4	4	4		
56A-35	1422-355-2500-0	ARM, PARKING Lever	1	1	1	1	1		
56A-36	1426-354-2300-0	SHAFT, PARKING Arbre transversal	1	1	1	1	1		
56A-37	V580-140-8028-0	PIN, SPRING/8 x 28 Goupille elastique	1	1	1	1	1		

Ref.No. Réf.Nº.	Parts No. Pièces N°.	Description Désignation	Model & Q'ty Modél & Quant					Remarks Remarques
			S	D	F-U	F-DU	L-FDU	
56A-38	V580-140-5028-0	PIN, SPRING/5 x 28 Goupille elastique	1	1	1	1	1	
56A-39		WIRE/1.2 x 100 Fil	1	1	1	1	1	

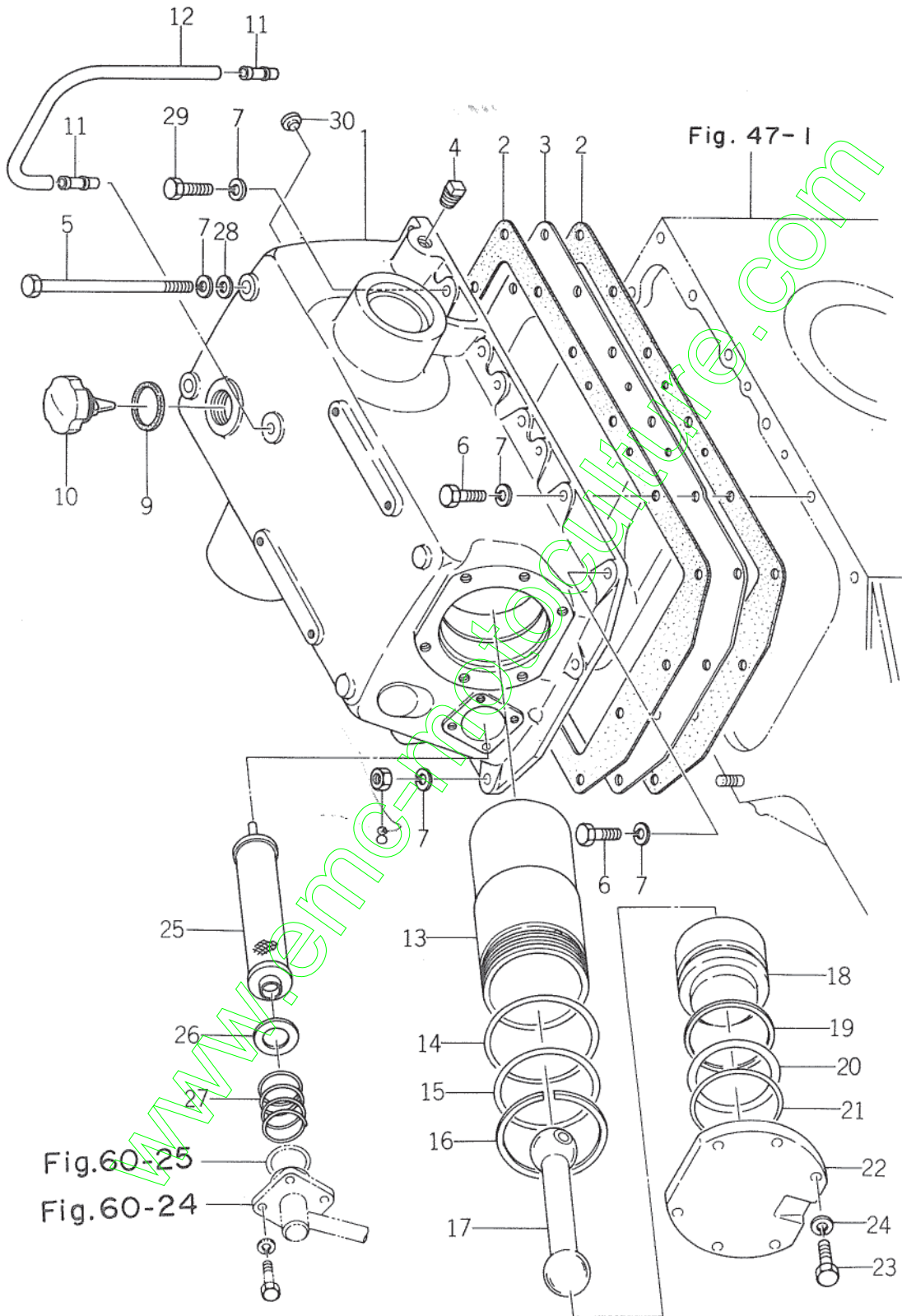
www.emc-motoculture.com





# Fig.57 HYDRAULIC SYSTEM(S, D TYPE)

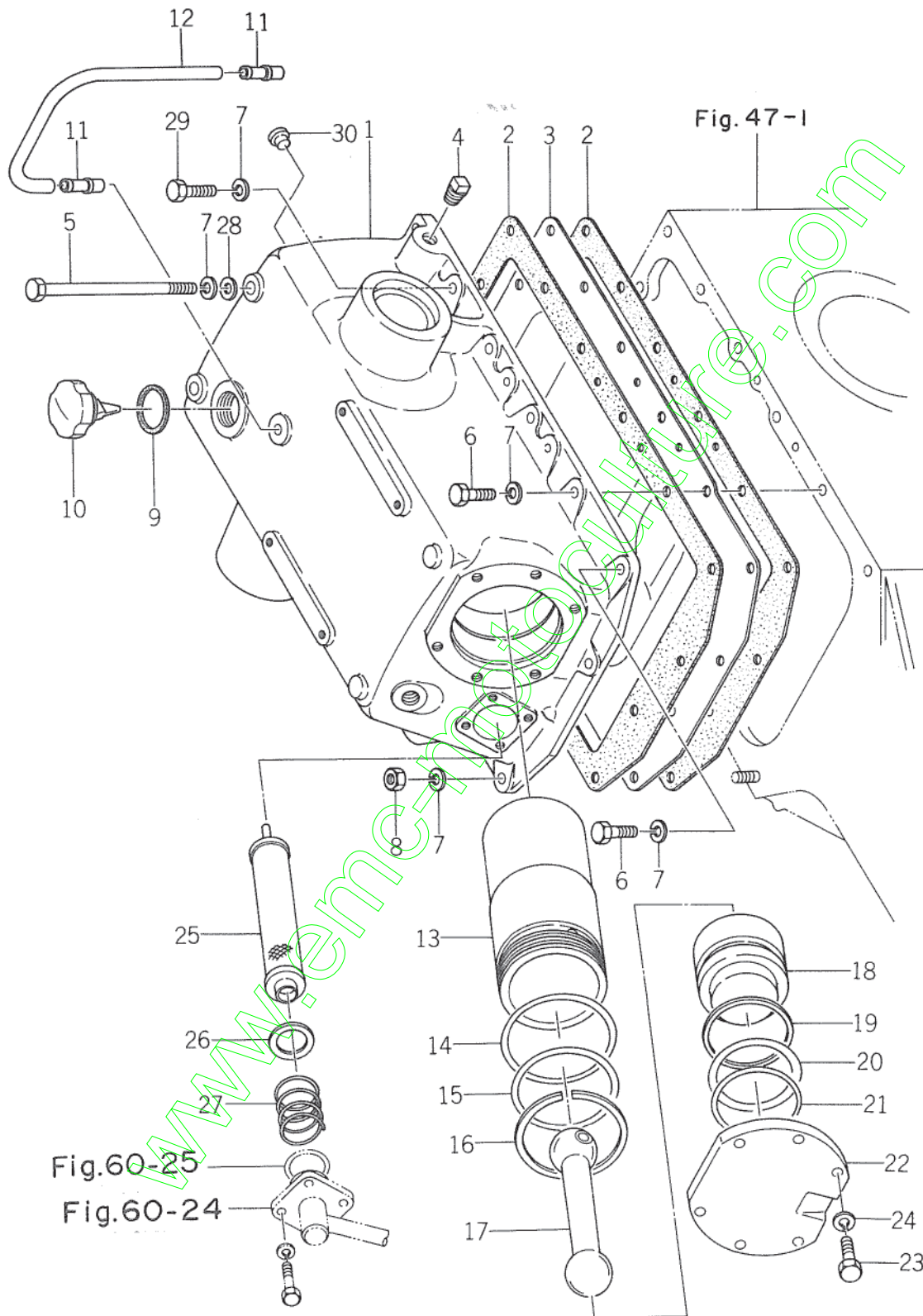
Mecanisme de relevage hydraulique



Ref.No. Réf.№.	Parts No. Pièces №.	Description Désignation	Model & Q'ty Modél & Quant						Remarks Remarques									
			S	D	F	U	F	D		L	F	D	U					
			57- 1	1415-501-2001-0	CASE, CYL Verin	1	1											
57- 2	1415-501-0020-0	PACKING, CYL CASE Joint	2	2														
57- 3	1426-501-1000-0	PAN, OIL Carter d'huile	1	1														
57- 4	V781-100-0006-0	PLUG Bouchon	1	1														
57- 5	V201-461-0170-0	BOLT/M10 x 170 9T Vis	2	2														
57- 6	V201-461-0030-0	BOLT/M10 x 30 9T Vis	7	7														
57- 7	V401-160-0100-0	WASHER, SP/M10 Rondelle frein	15	15														
57- 8	V300-460-0100-0	NUT/M10 Erou	5	5														
57- 9	1404-201-0180-0	PACKING, OIL CAP Joint	1	1														
57-10	1414-501-0080-0	CAP, OIL Bouchon	1	1														
57-11	1421-207-0030-0	NIPPLE, BREATHER/30 Mamelon	2	2														
57-12	1421-501-0060-0	PIPE, BREATHER Conduit	1	1														
57-12a	1426-501-0010-0	PIPE, BREATHER Conduit	1	1														Ⓟ
57-13	1424-505-0060-0	CYLINDER Cylindre	1	1														
57-14	V721-113-1090-0	O-RING/G90 Joint torique	1	1														
57-15	V721-113-1085-0	O-RING/G85 Joint torique	1	1														
57-16	1415-505-0030-0	RING, SNAP/WR90 Collet d'axe	1	1														
57-17	1415-505-0050-0	ROD Tige	1	1														
57-18	1415-505-0040-0	PISTON Piston	1	1														
57-19	1415-505-0060-0	RING, BACK-UP Rondelle de recul	1	1														
57-20	V720-105-7065-0	O-RING/P65 Joint torique	1	1														
57-21	V721-113-1070-0	O-RING/G70 Joint torique	1	1														
57-22	1415-505-0020-0	HEAD, CYL Culasse	1	1														
57-23	V201-461-2035-0	BOLT/M12 x 35 9T Vis	6	6														
57-24	V401-160-0120-0	WASHER, SP/M12 Rondelle frein	6	6														
57-25	1404-503-0010-0	FILTER, SUCTION Crepine aspirante	1	1														
57-26	1421-312-0020-0	WASHER/26 x 35 x 1 Rondelle	1	1														
57-27	1407-501-0090-0	SPRING, PRESS/41 Ressort	1	1														
57-28	V413-160-0100-0	WASHER/M10 Rondelle	2	2														
57-29	V201-461-0035-0	BOLT/M10 x 35 9T Vis	1	1														
47-30	1427-317-0040-0	CAP, BLANK/M14 Fausset	2	2														

# Fig.58 HYDRAULIC SYSTEM(F-U, F-DU, LF-DU TYPE)

Mecanisme de relevage hydraulique



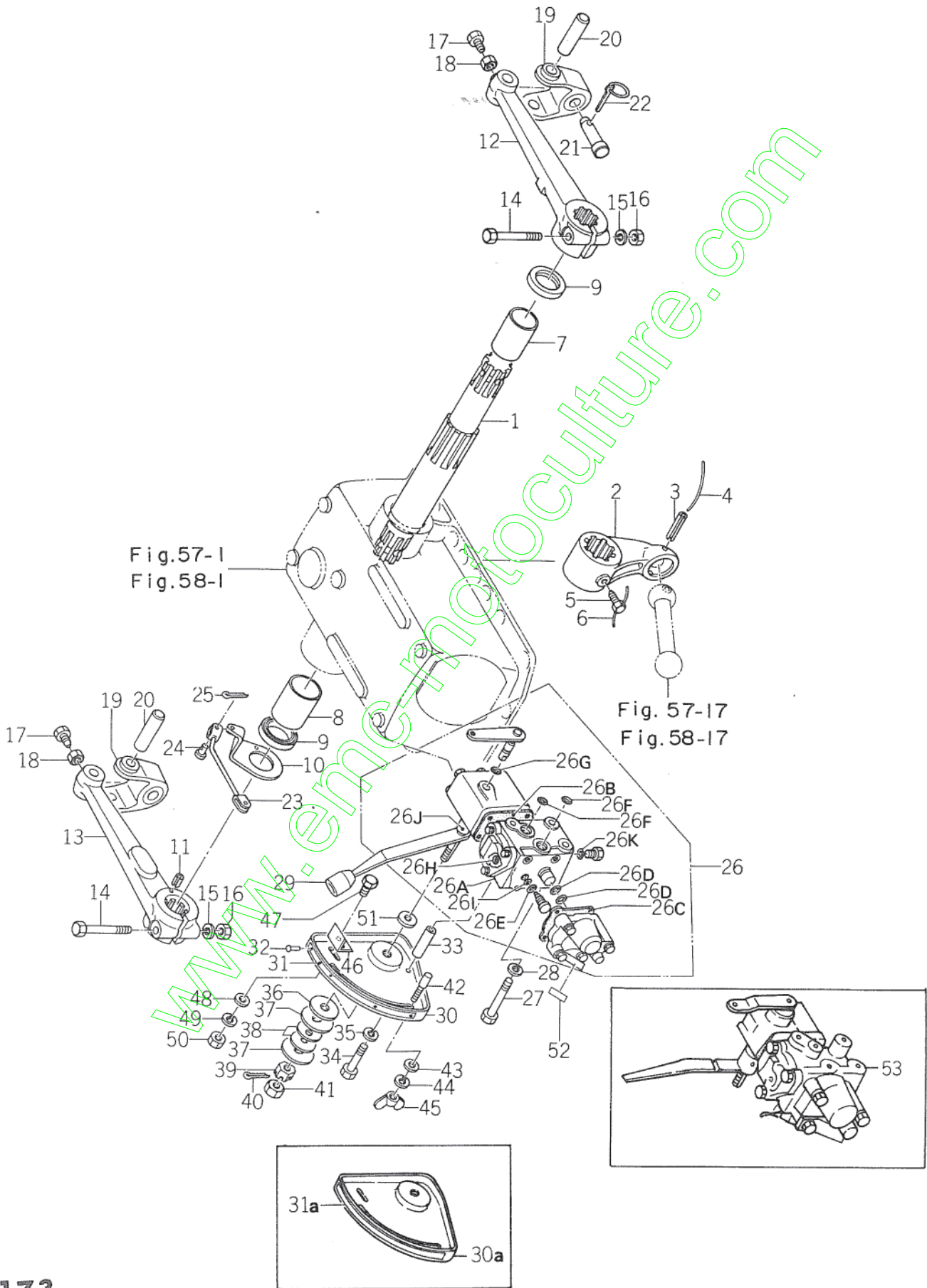
Ref.No. Réf.Nº.	Parts No. Pièces Nº.	Description Désignation	Model & Q'ty Modél & Quant						Remarks Remarques
			S	D	F-U	F-DU	L-FDU	L-FDU	
			58- 1	1426-502-2001-0	CASE, CYL Verin			1	
58- 2	1415-501-0020-0	PACKING, CYL CASE Joint			2	2	2		
58- 3	1426-501-1000-0	PAN, OIL Carter d'huile			1	1	1		
58- 4	V781-100-0006-0	PLUG Bouchon			1	1	1		
58- 5	V201-461-0170-0	BOLT/M10 x 170 9T Vis			2	2	2		
58- 6	V201-461-0030-0	BOLT/M10 x 30 9T Vis			7	7	7		
58- 7	V401-160-0100-0	WASHER/M10 Rondelle			15	15	15		
58- 8	V300-460-0100-0	NUT/M10 Erou			5	5	5		
58- 9	1404-201-0180-0	PACKING, OIL CAP Joint			1	1	1		
58-10	1414-501-0080-0	CAP, OIL Bouchon			1	1	1		
58-12	1421-501-0060-0	PIPE, BREATHER Conduit			1	1	1		
58-12a	1426-501-0010-0	PIPE, BREATHER Conduit			1	1	1	Ⓟ	
58-13	1424-505-0060-0	CYLINDER Cylindre			1	1	1		
58-14	V721-113-1090-0	O-RING/G90 Joint torique			1	1	1		
58-15	V721-113-1085-0	O-RING/G85 Joint torique			1	1	1		
58-16	1415-505-0030-0	RING, SNAP/WR90 Collet d'axe			1	1	1		
58-17	1415-505-0050-0	ROD Tige			1	1	1		
58-18	1415-505-0040-0	PISTON Piston			1	1	1		
58-19	1415-505-0060-0	RING, BACK-UP Rondelle de recul			1	1	1		
58-20	V720-105-7065-0	O-RING/P65 Joint torique			1	1	1		
58-21	V721-113-1070-0	O-RING/G70 Joint torique			1	1	1		
58-22	1415-505-0020-0	HEAD, CYL Culasse			1	1	1		
58-23	V201-461-2035-0	BOLT/M12 x 35 9T Vis			6	6	6		
58-24	V401-160-0120-0	WASHER, SP/M12 Rondelle frein			6	6	6		
58-25	1404-503-0010-0	FILTER, SUCTION Crépine aspirante			1	1	1		
58-26	1421-312-0020-0	WASHER/26 x 35 x 1 Rondelle			1	1	1		
58-27	1407-501-0090-0	SPRING, PRESS/M41 Ressort			1	1	1		
58-28	V413-160-0100-0	WASHER/M10 x 35 9T Rondelle			2	2	2		
58-29	V201-461-0035-0	BOLT/M10 x 35 Vis			1	1	1		
58-30	1427-317-0040-0	CAP, BLANK/M14 Fausset			2	2	2		



# Fig.59 HYDRAULIC LIFT ARM

Relevage bras

(S. ~ #002730, D. ~ #101407, F. ~ #005703)





Ref.No. Réf.Nº.	Parts No. Pièces Nº.	Description Désignation	Model & Q'ty Modél & Quant					Remarks Remarques
			S	D	F-U	F-DU	L-FDU	
59- 1	1415-503-0040-0	SHAFT, LIFT SET Arbre de relevage	1	1	1	1	1	
59- 2	1424-503-0010-0	CRANK, LIFT Chape	1	1	1	1	1	
59- 3	V580-140-8056-0	PIN, SPRING/W 8 x 56 Goupille elastique	1	1	1	1	1	
59- 4		WIRE/1.2 x 100 Fil	1	1	1	1	1	
59- 5	1403-209-0060-0	BOLT/M8 x 20 Vis	1	1	1	1	1	
59- 6		WIRE/1.2 x 200 Fil	1	1	1	1	1	
59- 7	1404-501-0100-0	BUSH/45 Coussinet	1	1	1	1	1	
59- 8	1404-501-0090-0	BUSH/50 Coussinet	1	1	1	1	1	
59- 9	V745-145-6009-0	SEAL, OIL/TB45609 Bague d'étanchéité	2	2	2	2	2	
59-10	1415-503-0020-0	ARM, POSITION Bras	1	1	1	1	1	
59-11	V580-140-6010-0	PIN, SPRING/W 6 x 10 Goupille elastique	1	1	1	1	1	
59-12	1431-557-0010-0	ARM, LIFT LH Bras de levage G.	1	1	1	1	1	
59-13	1417-503-0010-0	ARM, LIFT RH Bras de levage D.	1	1	1	1	1	
59-14	1404-502-0080-0	BOLT, LIFT ARM SET Vis	2	2	2	2	2	
59-15	V401-160-0120-0	WASHER, SP/M12 Rondelle frein	2	2	2	2	2	
59-16	V300-460-0120-0	NUT/M12 7T Ecrou	2	2	2	2	2	
59-17	1404-502-0130-0	BOLT/M8 x 25 S=25 Vis	2	2	2	2	2	
59-18	V302-260-0080-0	NUT/M8 Ecrou	2	2	2	2	2	
59-19	1415-503-2000-0	FORK, LIFT BRACKET Fourch	2	2	2	2	2	
59-20	1415-503-0030-0	PIN, LIFT ARM Goupille	2	2	2	2	2	
59-21	7963-613-0040-0	PIN/19 x 84 Goupille	2	2	2	2	2	
59-22	1402-500-9010-0	PIN, LINK LARGE Goupille	2	2	2	2	2	
59-22a	1421-502-0020-0	PIN, LINK Goupille	2	2	2	2	2	Ⓐ
59-23	1415-503-1000-2	ROD Biellette	1	1	1	1	1	
59-24	1405-502-0050-0	PIN, ARM C-TYPE Goupille	2	2	2	2	2	
59-25	V500-152-5015-0	PIN, SPLIT/2.5 x 15 Goupille elastique	2	2	2	2	2	
59-26	1424-500-0512-0	♦ VALVE, CONTROL ASSY Soupape de controle	1	1	1	1	1	
59-26A	1424-505-0010-0	♦ VALVE, CONTROL SET Soupape de controle	1	1	1	1	1	△
59-26B	1424-505-0020-0	♦ GASKET Joint	1	1	1	1	1	21101-02302
59-26C	1424-505-0030-0	♦ GASKET Joint	1	1	1	1	1	21101-02301
59-26D	V720-102-4022-0	♦ O-RING/P22 Joint torique	2	2	2	2	2	95111-02200
59-26E	V720-102-4015-0	♦ O-RING/P15 Joint torique	2	2	2	2	2	95111-01500
59-26F	V720-102-4016-0	♦ O-RING/P16 Joint torique	2	2	2	2	2	95111-01600
59-26G	V720-101-9009-0	♦ O-RING/P9 Joint torique	3	3	3	3	3	95111-00900
59-26H	V720-102-4012-0	♦ O-RING/P12 Joint torique	4	4	4	4	4	95111-01200
59-26I	V720-101-9010-0	♦ O-RING/P10A Joint torique	1	1	1	1	1	95111-01090
59-26J	1424-505-0040-0	♦ LEVER Lever	1	1	1	1	1	21102-00211
59-26K	V720-102-4018-0	♦ O-RING/P18 Joint torique	1	1	1	1	1	95111-01800

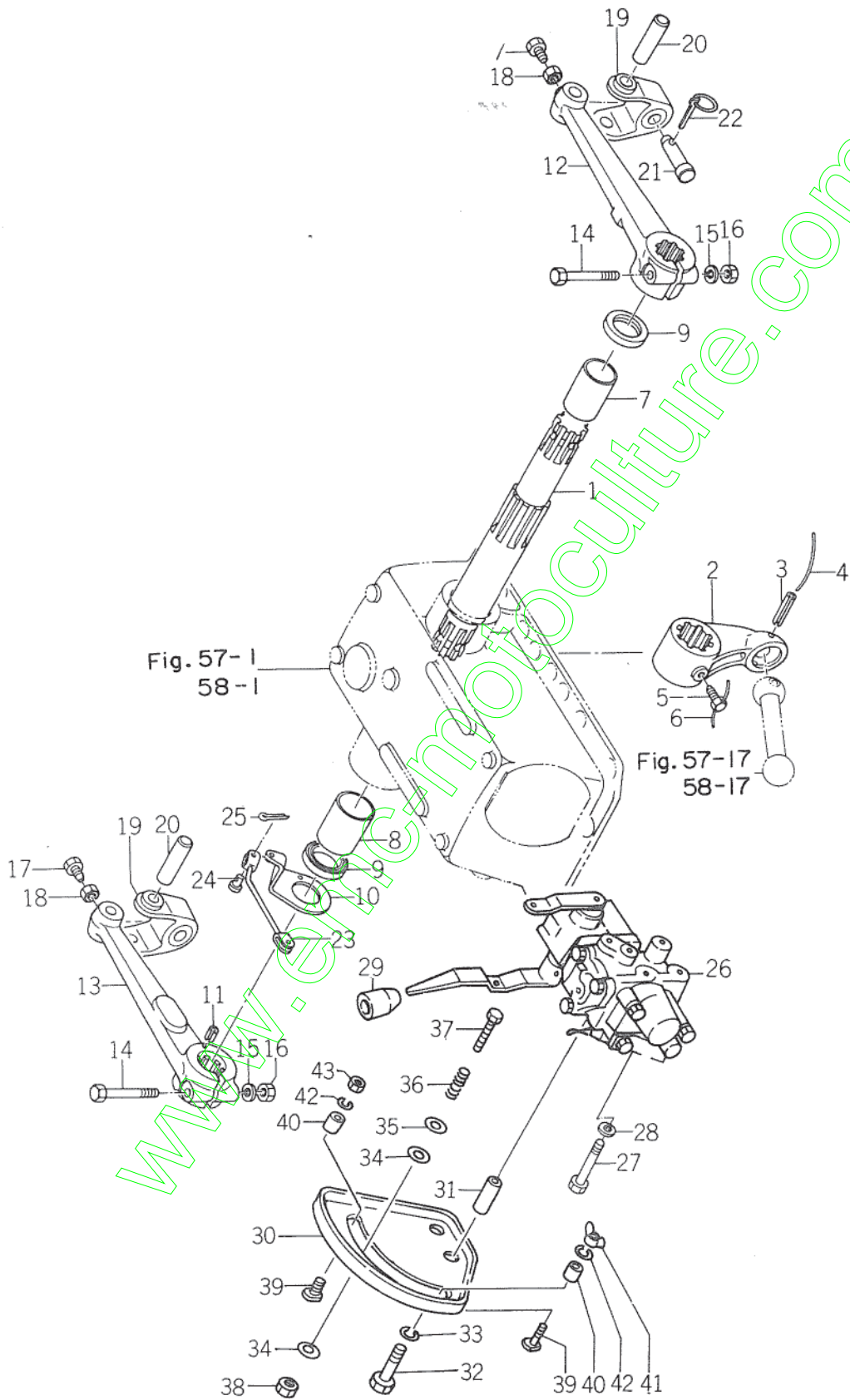
Ref.No. Réf.Nº	Parts No. Pièces N°	Description Désignation	Model & Q'ty Modél & Quant					Remarks Remarques
			S	D	F-U	F-DU	L-FDU	
59-27	V201-260-8085-0	BOLT/M8 x 85 Vis	3	3	3	3	3	
59-28	V401-160-0080-0	WASHER, SP/M8 Rondelle frein	3	3	3	3	3	
59-29	1432-242-0040-0	GRIP, B Poignée	1	1	1	1	1	
59-30	1415-505-1001-0	GUIDE, LEVER Secteur de guidage	1	1	1	1		for Mark with rivet
59-30a	1423-505-2100-0	GUIDE, LEVER Secteur de guidage	1	1	1	1	1	for Mark without rivet
59-31	1431-930-0010-0	MARK, HYD Etiquette	1	1	1	1		
59-31a	1431-935-0080-0	MARK, HYD Etiquette	1	1	1	1	1	
59-32	V291-202-0006-0	RIVET/2 x 6 Rivet	4	4	4	4		Ⓓ
59-33	1415-505-0080-0	COLLAR/9 x 14 x 56 Collier	2	2	2	2	2	
59-34	V201-260-8065-0	BOLT/M8 x 65 Vis	2	2	2	2	2	
59-35	V401-160-0080-0	WASHER, SP/M8 Rondelle frein	2	2	2	2	2	
59-36	1415-505-0090-0	LINING Rondelle	1	1	1	1	1	
59-37	1415-505-0100-0	PLATE, LINING Rondelle	2	2	2	2	2	
59-38	1415-505-0110-0	SPRING, CONE Ressort	2	2	2	2	2	
59-39	V320-160-0120-0	NUT, SLOTTED/M12 Ecrou à créneaux	1	1	1	1	1	
59-40	V500-153-0028-0	PIN, SPLIT/3 x 28 Goupille fendue	1	1	1	1	1	
59-41	V332-260-0120-0	NUT/M12 P=1.25 Ecrou	1	1	1	1	1	
59-42	1415-505-0120-0	BOLT, LEVER SET Vis	1	1	1	1	1	
59-43	V413-160-0080-0	WASHER/M8 Rondelle	1	1	1	1	1	
59-44	V401-160-0080-0	WASHER, SP/M8 Rondelle frein	1	1	1	1	1	
59-45	V370-160-0080-0	NUT, WING/M8 Ecrou papillon	1	1	1	1	1	
59-46	1415-505-0130-0	STOPPER Crochet	1	1	1	1	1	
59-47	V201-260-8016-0	BOLT/M8 x 16 Vis	2	2	2	2	1	
59-48	V413-160-0080-0	WASHER/M8 Rondelle	2	2	2	2	2	
59-49	V401-160-0080-0	WASHER, SP/M8 Rondelle frein	2	2	2	2	2	
59-50	V300-260-0080-0	NUT/M8 Ecrou	2	2	2	2	2	
59-51	1406-926-3020-0	WASHER, YOKE Rondelle	1	1	1	1	1	
59-52	1424-904-0011-0	MARK, LOCK A Etiquette	1	1	1	1	1	English
59-52a	1431-940-0080-0	MARK, LOCK A Etiquette	1	1	1	1	1	Ⓐ English
59-52-1	1431-935-0030-0	MARK, LOCK A Etiquette	1	1	1	1	1	★ French
59-53	1424-505-2300-0	CONTROL VALVE ASSY	1	1	1	1	1	Ⓐ { D #101171~101407 F #003462~005703 See Fig. 74



# Fig.59A HYDRAULIC LIFT ARM

Relevage bras

(S. #002731~, D. #101408~, F. #005704~)



Ref.No. Réf.Nº.	Parts No. Pièces Nº.	Description Désignation	Model & Q'ty Modél & Quant					Remarks Remarques
			S	D	F-U	F-DU	L.FDU	
59A-1	1415-503-0040-0	SHAFT, LIFT Arbre de relevage	1	1	1	1	1	
59A-2	1424-503-0010-0	CRANK, LIFT Chape	1	1	1	1	1	
59A-3	V580-140-8056-0	PIN, SPRING/W8 x 56 Goupille elastique	1	1	1	1	1	
59A-4		WIRE/1.2 x 100 Fil	1	1	1	1	1	
59A-5	1403-209-0060-0	BOLT/M8 x 20 Vis	1	1	1	1	1	
59A-6		WIRE/1.2 x 200 Fil	1	1	1	1	1	
59A-7	1404-501-0100-0	BUSH/45 Coussinet	1	1	1	1	1	
59A-8	1404-501-0090-0	BUSH/50 Coussinet	1	1	1	1	1	
59A-9	V745-145-6009-0	SEAL, OIL/TB45609 Baque d'etancheite	2	2	2	2	2	
59A-10	1415-503-0020-0	ARM, POSITION Bras	1	1	1	1	1	
59A-11	V580-140-6010-0	PIN, SPRING/W6 x 10 Goupille elastique	1	1	1	1	1	
59A-12	1431-557-0010-0	ARM, LIFT LH Bras de relevage G.	1	1	1	1	1	
59A-13	1417-503-0010-0	ARM, LIFT RH Bras de relevage D.	1	1	1	1	1	
59A-14	1404-502-0080-0	BOLT, LIFT ARM SET Vis	2	2	2	2	2	
59A-15	V401-160-0120-0	WASHER, SP/M12 Rondelle frein	2	2	2	2	2	
59A-16	V300-460-0120-0	NUT/M12 7T Ecroû	2	2	2	2	2	
59A-17	1404-502-0130-0	BOLT/M8 x 25 S = 25 Vis	2	2	2	2	2	
59A-18	V302-260-0080-0	NUT/M8 Ecroû	2	2	2	2	2	
59A-19	1415-503-2000-0	FORK, LIFT BRACKET Forche	2	2	2	2	2	
59A-20	1415-503-0030-0	PIN, LIFT ARM Goupille	2	2	2	2	2	
59A-21	7963-613-0040-0	PIN/19 x 84 Goupille	2	2	2	2	2	
59A-22	1421-502-0020-0	PIN, LINK Goupille	2	2	2	2	2	
59A-23	1415-503-1000-2	ROD Bielle	1	1	1	1	1	
59A-24	1405-502-0050-0	PIN, ARM C-TYPE Goupille	2	2	2	2	2	
59A-25	V500-152-5015-0	PIN, SPLIT/2.5 x 15 Goupille elastique	2	2	2	2	2	
59A-26	1424-505-2301-0	VALVE, CONTROL ASSY Soupape de controle	1	1	1	1	1	See Fig. 74
59A-27	V201-260-8085-0	BOLT/M8 x 85 Vis	3	3	3	3	3	
59A-28	V401-160-0080-0	WASHER, SP/M8 Rondelle frein	3	3	3	3	3	
59A-29	1432-242-0040-0	GRIP, B Poignee	1	1	1	1	1	
59A-30	1424-505-6081-0	GUIDE, LEVER Secteur de guidage	1	1	1	1	1	
59A-31	1415-505-0080-0	COLLAR/9 x 14 x 56 Collier	2	2	2	2	2	
59A-32	V201-260-8065-0	BOLT/M8 x 65 Vis	2	2	2	2	2	
59A-33	V401-160-0080-0	WASHER, SP/M8 Rondelle frein	2	2	2	2	2	
59A-34	1421-507-0130-0	LINING Rondelle	2	2	2	2	2	
59A-35	1421-507-0140-0	WASHER/6 x 24 x 2 Rondelle	1	1	1	1	1	
59A-36	1426-574-0290-0	SPRING, PRESS/28 Ressort	1	1	1	1	1	
59A-37	V200-260-6045-0	BOLT/M6 x 45 Vis	1	1	1	1	1	
59A-38	V300-260-0060-0	NUT/M6 Ecroû	1	1	1	1	1	

Ref.No. Réf.Nº	Parts No. Pièces N°	Description Désignation	Model & Q'ty Modél & Quant					Remarks Remarques
			S	D	F-U	F-DU	L-FDU	
59A-39	1421-507-0161-0	BOLT, LEVER SET Vis	2	2	2	2	2	
59A-40	1421-507-0170-0	COLLAR/9 x 14 x 8 Collier	2	2	2	2	2	
59A-41	V370-160-0080-0	NUT, WING/M8 Ecrou a oreilles	1	1	1	1	1	
59A-42	V401-160-0080-0	WASHER, SP/M8 Rondelle frein	2	2	2	2	2	
59A-43	V300-260-0080-0	NUT/M8 Ecrou	1	1	1	1	1	

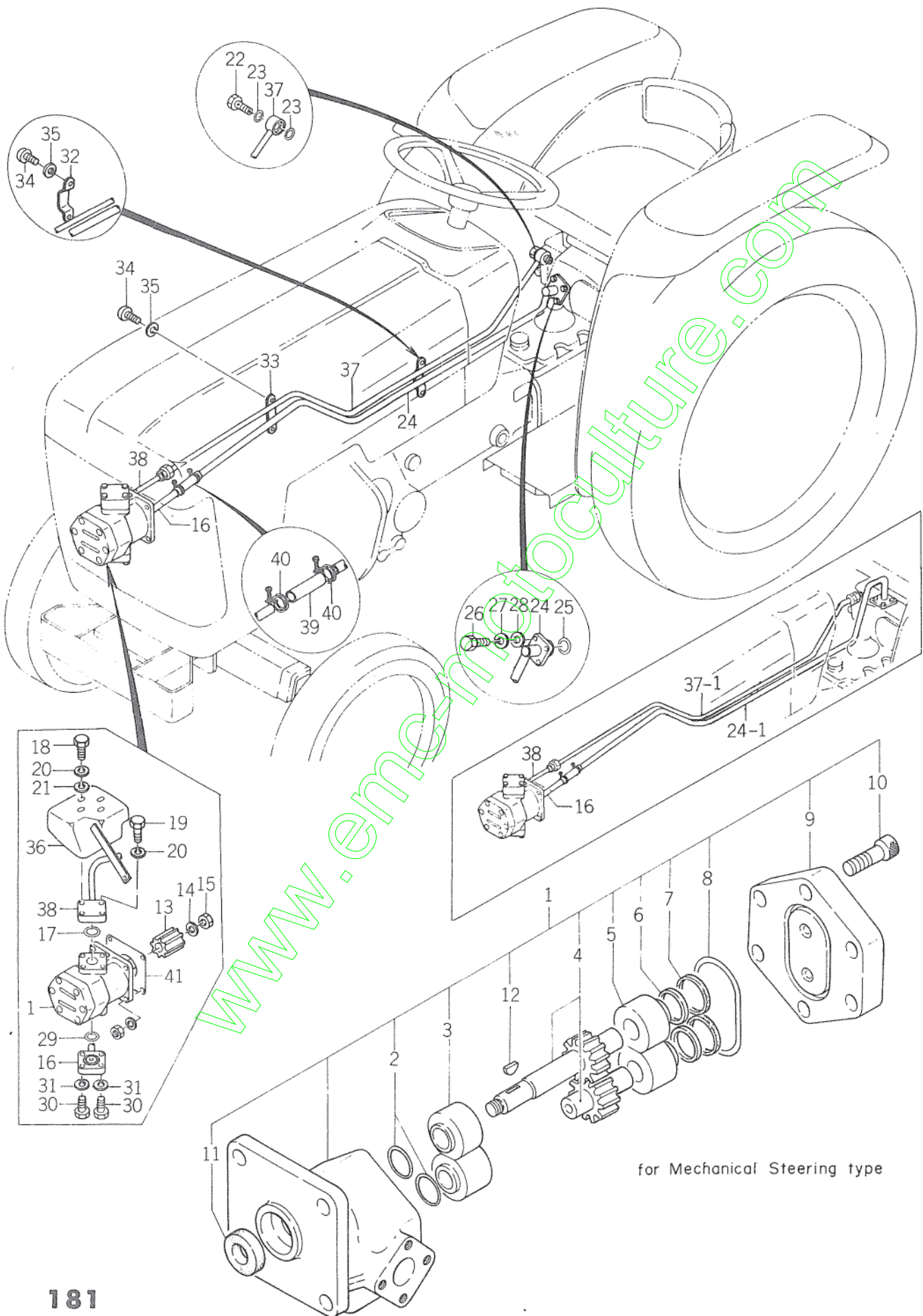
www.emc-motoculture.com





# Fig.60 HYDRAULIC PIPING (S, D TYPE)

Hydraulique tuyautage



for Mechanical Steering type

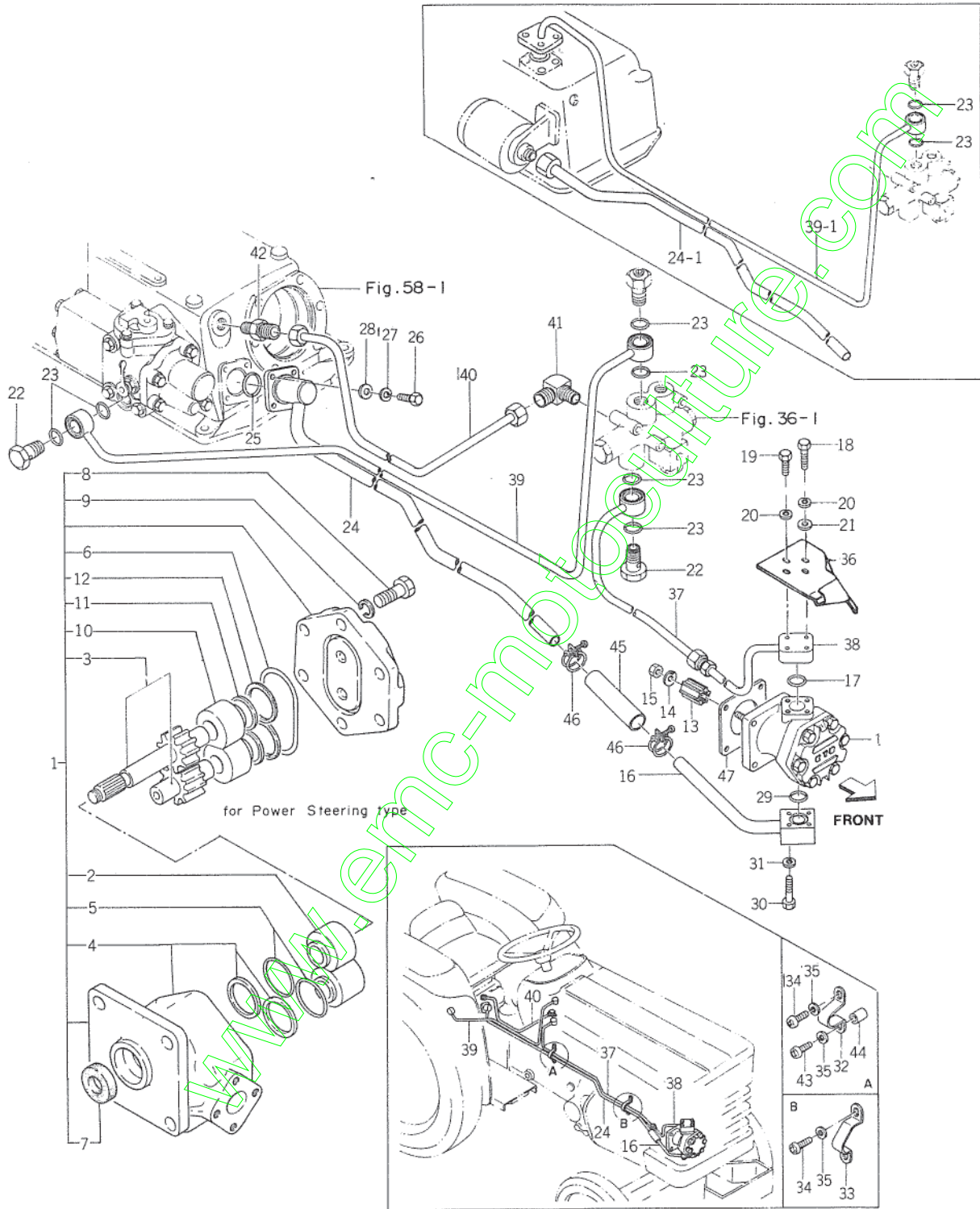
Ref.No. Réf.Nº.	Parts No. Pièces Nº.	Description Désignation	Model & Q'ty Modél & Quant					Remarks Remarques
			S	D	F-U	F-DU	LFDU	
60- 1	1424-505-2700-0 (1424-505-0050-0)	PUMP, GEAR ASSY Pompe hydraulique	1	1				
60- 2	1421-503-4320-0	• O-RING Joint torique	2	2				
60- 3	1421-503-4330-0	• BUSH, A SET Douille	1	1				
60- 4	1424-505-2710-0	• GEAR SET Pignon	1	1				
60- 5	1421-503-4350-0	• BUSH, C SET Joint torique	1	1				
60- 6	1421-503-4360-0	• RING, SUPPORT Bague	2	2				
60- 7	1421-503-4370-0	• RING, SEALING Anneau d'étanchéité	2	2				
60- 8	1421-503-4380-0	• O-RING Joint torique	1	1				
60- 9	1421-503-4390-0	• COVER Couvercle	1	1				
60-10	1421-503-4410-0	• BOLT Vis	6	6				
60-11	1421-503-4420-0	• SEAL, OIL Bague d'étanchéité	1	1				
60-12	1421-503-4430-0	• KEY, WOODRUFF Clavette	1	1				
60-13	1404-503-0080-0	BOSS, SPLINE/25 Moyeu	1	1				
60-14	1404-503-0090-0	WASHER, LOCK Rondelle frein	1	1				
60-15	V303-260-0080-0	NUT/M8 Ecou	1	1				
60-16	1425-505-4200-0	PIPE, SUCTION B Tubulure d'aspiration	1	1				
60-17	V720-112-4020-0	O-RING/P20 Joint torique	1	1				
60-18	V200-260-6030-0	BOLT/M6 x 30 Vis	3	3				
60-19	V200-260-6025-0	BOLT/M6 x 25 Vis	1	1				
60-20	V401-160-0060-0	WASHER, SP/M6 Rondelle frein	4	4				
60-21	V413-160-0060-0	WASHER/M6 Rondelle	3	3				
60-22	1415-505-0140-0	BOLT, CONNECTOR Vis	1	1				
60-23	V720-112-4018-0	O-RING/P18 Joint torique	2	2				
60-24	1425-505-4100-0	PIPE, SUCTION A Tubulure d'aspiration A.	1	1				
60-24-1	1426-576-2000-0	PIPE, SUCTION A Tubulure d'aspiration A.	1	1				for G-type
60-25	V721-103-1030-0	O-RING/G30 Joint torique	1	1				
60-26	V200-260-6016-0	BOLT/M6 x 16 Vis	4	4				
60-27	V401-160-0060-0	WASHER, SP/M6 Rondelle frein	4	4				
60-28	V413-160-0060-0	WASHER/M6 Rondelle	1	1				
60-29	V720-112-4020-0	O-RING/P20 Joint torique	1	1				
60-30	V200-260-6030-0	BOLT/M6 x 30 Vis	4	4				
60-31	V401-160-0060-0	WASHER, SP/M6 Rondelle frein	4	4				
60-32	1416-506-0030-0	CLAMP, PIPE A Attache A.	1	1				
60-33	1416-506-0040-0	CLAMP, PIPE B Attache B.	1	1				
60-34	V111-168-0016-0	SCREW/M8 x 16 Vis	4	4				
60-35	V401-160-0080-0	WASHER, SP/M8 Rondelle rein	4	4				
60-36	1424-505-2100-0	COVER, PUMP Couvercle	1	1				

Ref.No. Réf.Nº	Parts No. Pièces Nº.	Description Désignation	Model & Q'ty Modél & Quant					Remarks Remarques
			S	D	F-U	F-DU	L-F	
60-36a	1424-505-2101-0	COVER, PUMP Couvercle	1	1				Ⓟ { S #002541~ D #101309~
60-37	1425-505-3000-0	PIPE, DEL A Tubulure A.	1	1				
60-37-1	1426-576-2100-0	PIPE, DEL A Tubulure A.	1	1				for G-type
60-38	1425-505-4000-0	PIPE, DEL B Tubulure B.	1	1				
60-39	1421-503-0050-0	HOSE/RUBBER 14 x 20 x 100 Durit	1	1				
60-40	1421-503-0060-0	CLIP/21 Attache	2	2				
60-41	1404-503-0060-0	PACKING, OIL PUMP Joint	1	1				

www.emc-motoculture.com



**Fig.61 HYDRAULIC PIPING (F-U, F-DU, LF-DU TYPE)**  
 Hydraulique tuyautage





Ref.No. Réf.No.	Parts No. Pièces No.	Description Désignation	Model & Q'ty Modél & Quant						Remarks Remarques
			S	D	F-U	F-D	L-F	D-U	
61- 1	1426-506-0051-0	PUMP, GEAR Pompe hydraulique			1	1	1		
61- 1a	1426-506-2600-0 (1426-506-0052-0)	PUMP, GEAR Pompe hydraulique			1	1	1		
61- 2	1426-506-2630-0	• BUSH, A SET Douille			1	1	1		
61- 3	1426-506-2640-0	• GEAR SET Pignon de pompe			1	1	1		
61- 4	1426-506-2650-0	• RING, BACK-UP Bague			2	2	2		
61- 5	1426-506-2660-0	• O-RING Joint torique			2	2	2		
61- 6	1421-503-4380-0	• O-RING Joint torique			1	1	1		
61- 7	1426-506-2670-0	• SEAL, OIL Bague d'étanchéité			1	1	1		
61- 8	1426-506-2680-0	• BOLT Vis			6	6	6		
61- 9	V401-160-0080-0	• WASHER, SP/M8 Rondelle frein			6	6	6		
61-10	1426-506-2690-0	• BUSH, B SET Manchon				1	1		
61-11	1426-506-2710-0	• RING, SUPPORT Bague			2	2	2		
61-12	1421-503-4370-0	• RING, SEALING Anneau d'étanchéité			2	2	2		
61-13	1426-506-0062-0	BOSS, SPLINE/28 Moyeu			1	1	1		
61-14	1426-506-0070-0	WASHER, LOCK Rondelle frein			1	1	1		
61-15	V303-260-0080-0	NUT/M8 Ecrou			1	1	1		
61-16	1426-506-2101-0	PIPE, SUCTION B Tubulure d'aspiration B.			1	1	1		
61-17	V720-112-4020-0	O-RING/P20 Joint torique			1	1	1		
61-18	V200-260-6030-0	BOLT/M6 x 30 Vis			3	3	3		
61-19	V200-260-6025-0	BOLT/M6 x 25 Vis			1	1	1		
61-20	V401-160-0060-0	WASHER, SP/M6 Rondelle frein			4	4	4		
61-21	V413-160-0060-0	WASHER/M6 Rondelle			3	3	3		
61-22	1415-505-0140-0	BOLT, CONNECTOR Vis			2	2	2		
61-23	V720-112-4018-0	O-RING/P18 Joint torique			6	6	6		
61-24	1426-506-2001-0	PIPE, SUCTION A Tubulure d'aspiration A.			1	1	1		
61-24-1	1426-576-2000-0	PIPE, SUCTION A Tubulure d'aspiration A.			1	1	1	for G-type	
61-25	V721-103-1030-0	O-RING/G30 Joint torique			1	1	1		
61-26	V200-260-6016-0	BOLT/M6 x 16 Vis			4	4	4		
61-27	V401-160-0060-0	WASHER, SP/M6 Rondelle frein			4	4	4		
61-28	V413-160-0060-0	WASHER/M6 Rondelle			1	1	1		
61-29	V720-112-4020-0	O-RING/P20 Joint torique			1	1	1		
61-30	V200-260-6035-0	BOLT/M6 x 35 Vis			4	4	4		
61-31	V401-160-0060-0	WASHER, SP/M6 Rondelle frein			4	4	4		
61-32	1426-506-0031-0	CLAMP, PIPE A Attache A.			1	1	1		
61-33	1426-506-0040-0	CLAMP, PIPE B Attache B.			1	1	1		
61-34	V111-168-0016-0	SCREW/M8 x 16 Vis			3	3	3		

Ref.No. Réf.Nº.	Parts No. Pièces Nº.	Description Désignation	Model & Q'ty Modél & Quant					Remarks Remarques
			S	D	F-U	F-DU	L-FDU	
61-35	V401-160-0080-0	WASHER, SP/M8 Rondelle frein			4	4	4	
61-36	1424-505-2100-0	COVER, PUMP Couvercle			1	1	1	
61-36a	1424-505-2101-0	COVER, PUMP Couvercle			1	1	1	Ⓑ #003462~
61-37	1426-506-2200-0	PIPE, DEL A Tubulure A.			1	1	1	
61-38	1425-505-4000-0	PIPE, DEL B Tubulure B.			1	1	1	
61-39	1426-506-2300-0	PIPE, DEL B Tubulure B.			1	1	1	
61-39-1	1426-578-2000-0	PIPE, DEL B Tubulure B.			1	1	1	for G-type
61-40	1426-506-2400-0	PIPE, E Tubulure E.			1	1	1	
61-40-1	1426-578-2100-0	PIPE, RETURN Tubulure			1	1	1	for G-type
61-41	1426-506-0010-0	ELBOW/90 Coude			1	1	1	
61-42	1426-506-0020-0	CONNECTOR Junction			1	1	1	
61-43	V111-168-0018-0	SCREW/M8 x 18 Vis			1	1	1	
61-44	1424-604-0010-0	COLLAR/9 x 14 x 8 Collier			1	1	1	
61-45	1426-506-0080-0	HOSE/RUBBER 19 x 25 x 100 Durit			1	1	1	
61-46	1426-506-0110-0	CLIP/26 Attache			2	2	2	
61-47	1404-503-0060-0	PACKING, OIL PUMP Joint			1	1	1	

www.emc-motoculture.com

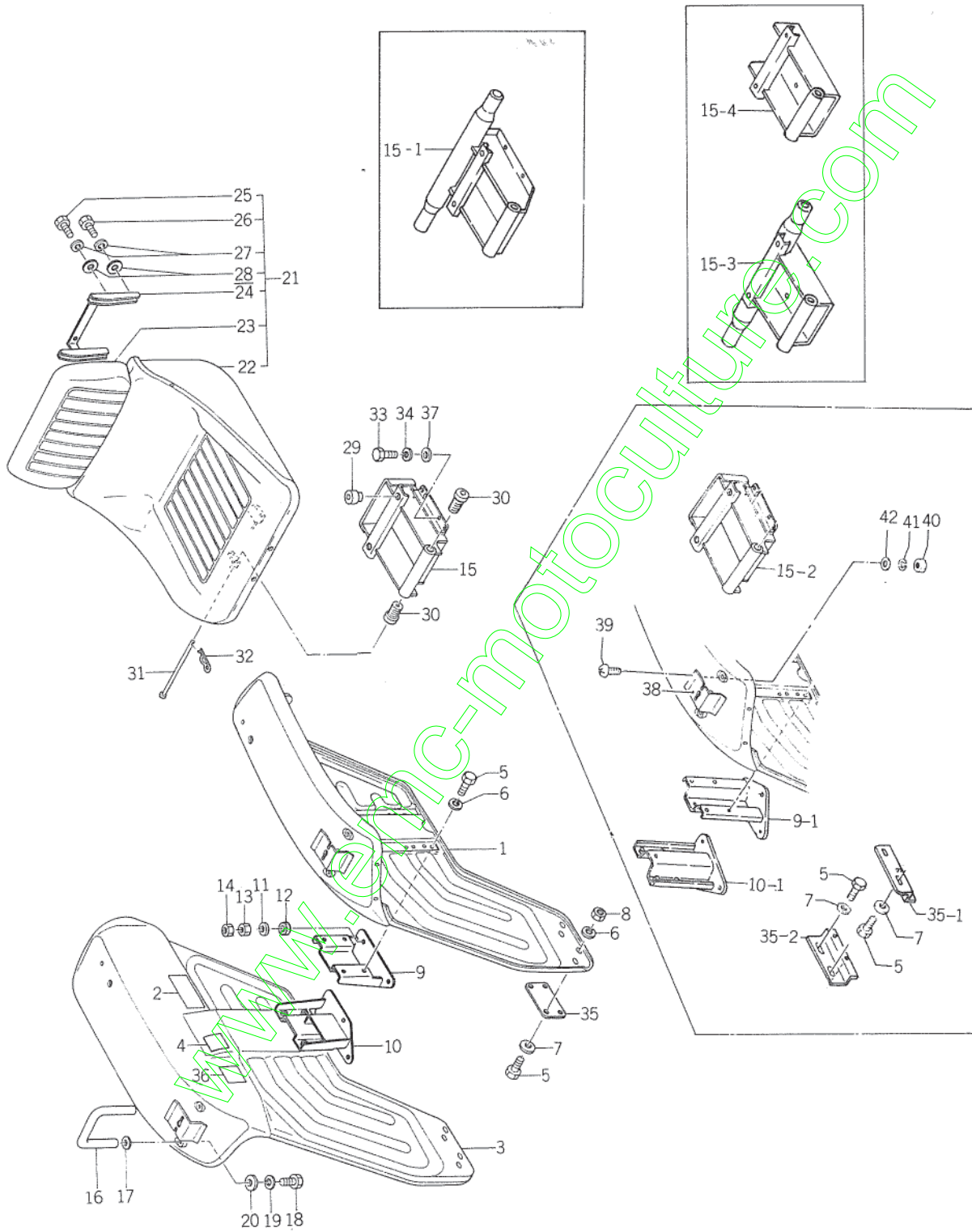
SERVICE MEMO

Lined area for writing the service memo, consisting of 20 horizontal dotted lines.

[www.emc-motoculture.com](http://www.emc-motoculture.com)

# Fig.62 FENDER

Aile



Ref.No. Réf.No.	Parts No. Pièces No.	Description Désignation	Model & Q'ty Modél & Quant					Remarks Remarques
			S	D	F-U	F-DU	LFDU	
62- 1	1423-606-2000-0	FENDER, LH Gardeboue G.	1	1	1	1	1	S #002721~ D #101362~ F #004901~ English
62- 1a	1423-606-2001-1	FENDER, LH Gardeboue G.	1	1	1	1	1	
62- 2	1427-937-0030-0	MARK, DRIVE CAUTION Etiquette	1	1	1	1	1	
62- 2-1	1427-934-0030-0	MARK, DRIVE CAUTION Etiquette	1	1	1	1	1	★French
62- 3	1423-606-3000-1	FENDER, RH Gardeboue D	1	1	1	1	1	S #002721~ D #101362~ F #004901~ English
62- 3a	1423-606-3001-1	FENDER, RH Gardeboue D.	1	1	1	1	1	
62- 4	1427-937-0090-0	MARK, DIFF. LOCK Etiquette	1	1	1	1	1	
62- 4-1	1427-934-0090-0	MARK, DIFF-LOCK Etiquette	1	1	1	1	1	★French
62- 5	V201-260-8020-0	BOLT/M8 x 20 Vis	12	12	12	12	12	
62- 6	V401-160-0080-0	WASHER, SP/M8 Rondelle frein	20	20	20	20	20	
62- 7	V413-160-0080-0	WASHER/M8 Rondelle	12	12	12	12	12	
62- 8	V300-260-0080-0	NUT/M8 Ecrou	12	12	12	12	12	
62- 9	1424-606-1000-0	PLATE, SET LH Support G.	1	1	1	1	1	
62- 9-1	1431-666-2000-0	BASE, FENDER LH Support G.	1	1	1	1	1	for E61
62-10	1424-606-2000-0	PLATE, SET RH Support D.	1	1	1	1	1	
62-10-1	1431-666-2100-0	BASE, FENDER RH Support D.	1	1	1	1	1	for E61
62-11	1405-131-0040-0	WASHER Rondelle	6	6	6	6	6	
62-12	1405-131-0050-0	CUSHION/RUBBER Cale	6	6	6	6	6	
62-12a	1421-606-0030-0	CUSHION, BASE Cale	6	6	6	6	6	ⓑ
62-13	V300-260-0120-0	NUT/M12 Ecrou	6	6	6	6	6	
62-14	V302-260-0120-0	NUT/M12 Ecrou	6	6	6	6	6	
62-15	1426-611-1002-0	BACKET, SEAT Berceau de siege	1	1	1	1	1	for E41, E43
62-15-1	1426-673-2000-0	BRACKET, SEAT Berceau de siege	1	1	1	1	1	for E21, E23
62-15-2	1431-671-2100-0	BRACKET, SEAT Berceau de siege	1	1	1	1	1	for E61
62-15-3	1426-675-2000-0	BRACKET, SEAT Berceau de siege	1	1	1	1	1	for G-type E21, 23
62-15-4	1426-672-2000-0	BRACKET, SEAT Berceau de siege	1	1	1	1	1	for G-type E41, 43, 61
62-16	1423-606-0010-0	CATCHER, HAND Main courante	2	2	2	2	2	
62-17	1326-616-0010-0	WASHER Rondelle	4	4	4	4	4	
62-17a	3560-201-0150-0	WASHER Rondelle	4	4	4	4	4	ⓑ
62-18	V201-260-8020-0	BOLT/M8 x 20 Vis	4	4	4	4	4	
62-19	V401-160-0080-0	WASHER, SP/M8 Rondelle frein	4	4	4	4	4	
62-20	V413-160-0080-0	WASHER/M8 Rondelle	4	4	4	4	4	
62-21	1421-600-0510-0	SEAT ASSY Siege complet	1	1	1	1	1	
62-22	1421-611-0010-0	• SEAT A Siege A.	1	1	1	1	1	
62-23	1421-611-0020-0	• SEAT B Siege B.	1	1	1	1	1	
62-24	1421-611-0030-0	• PLATE A Dossier A.	1	1	1	1	1	
62-25	V201-260-6020-0	• BOLT/M6 x 20 Vis	2	2	2	2	2	
62-26	V201-260-6030-0	• BOLT/M6 x 30 Vis	2	2	2	2	2	

Ref.No. Réf.Nº	Parts No. Pièces Nº	Description Désignation	Model & Q'ty Modél & Quant					Remarks Remarques
			S	D	F-U	F-DU	L-FDU	
62-27	V401-160-0060-0	• WASHER, SP/M6 Rondelle frein	4	4	4	4	4	
62-28	V413-160-0060-0	• WASHER/M6 Rondelle	4	4	4	4	4	
62-29	1414-632-0050-0	CUSHION/RUBBER A Cale A.	2	2	2	2	2	
62-30	1421-611-0040-0	CUSHION/RUBBER Cale	2	2	2	2	2	
62-31	3737-154-0020-0	PIN, SEAT SET Gond de siege	1	1	1	1	1	
62-32	1305-241-0010-0	PIN, HAIR Attache beta	1	1	1	1	1	
62-33	V201-260-8016-0	BOLT/M8 x 16 Vis	4	4	4	4	4	
62-34	V401-160-0080-0	WASHER, SP/M8 Rondelle frein	4	4	4	4	4	
62-35	1425-606-0010-0	SPACER Entretoise	2	2	2	2	2	
62-35-1	1431-666-0011-0	SPACER, FENDER LH Entretoise	1	1	1	1	1	for E61
62-35-2	1431-666-0021-0	SPACER, FENDER RH Entretoise	1	1	1	1	1	for E61
62-36	1431-938-0030-0	MARK, LOCK B Etiquette	1	1	1	1	1	English
62-36a	1431-938-0031-0	MARK, LOCK BE Etiquette	1	1	1	1	1	Ⓟ English
62-36-1	1431-935-0040-0	MARK, LOCK B Etiquette	1	1	1	1	1	★ French
62-37	V413-160-0008-0	WASHER/M8 Rondelle	4	4	4	4	4	
62-38	1423-606-2041-0	PLATE, C Enjoliveur	2	2	2	2	2	
62-39	V111-166-0012-0	SCREW/M6 x 12 Vis	8	8	8	8	8	
62-40	V300-260-0060-0	NUT/M6 Ecrrou	8	8	8	8	8	Ⓟ
62-41	V401-160-0060-0	WASHER, SP/M6 Rondelle frein	8	8	8	8	8	
62-42	V413-160-0060-0	WASHER/M6 Rondelle	8	8	8	8	8	

{ S #002721~  
 D #101362~  
 F #004901~

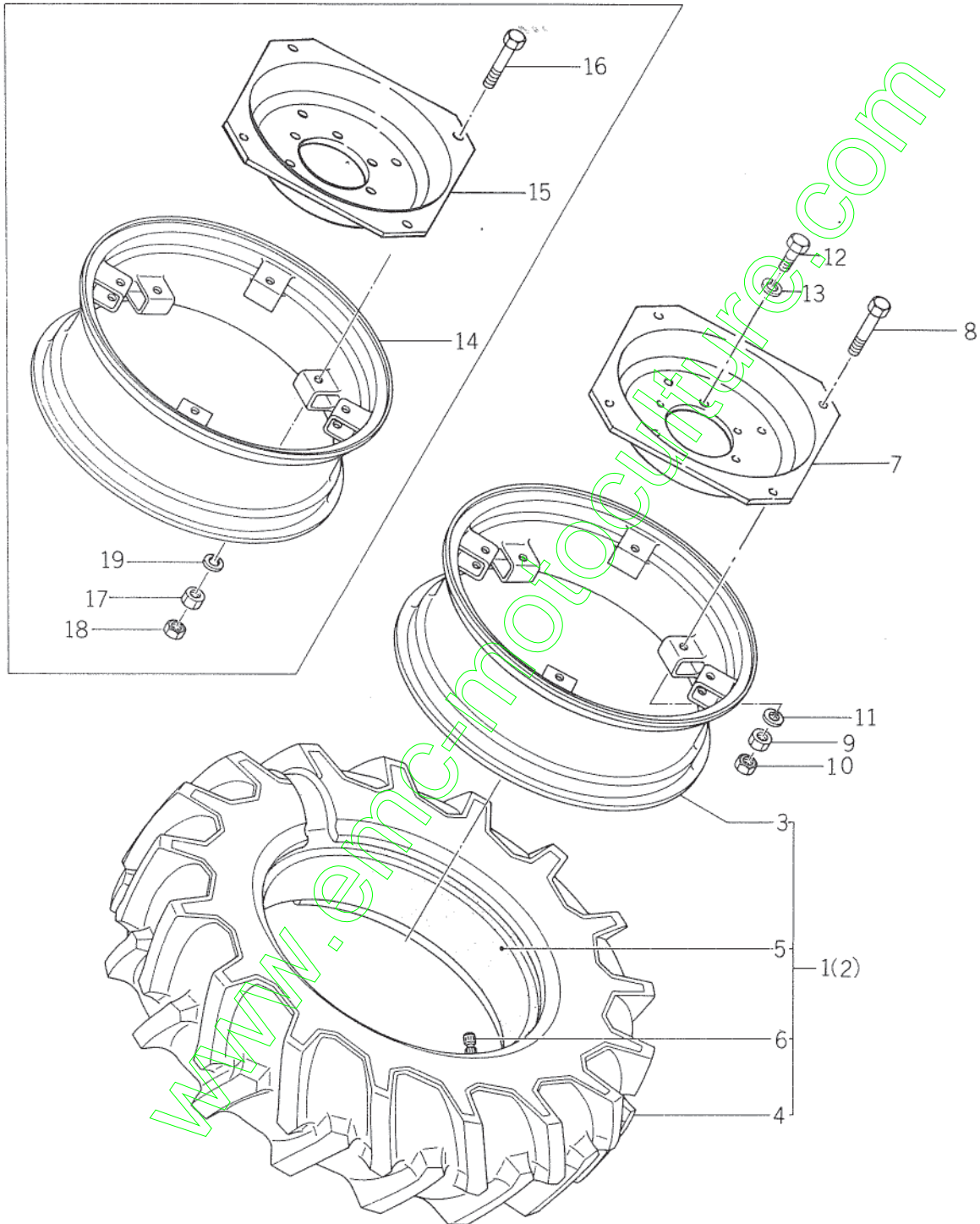
www.emc-motoculture.com





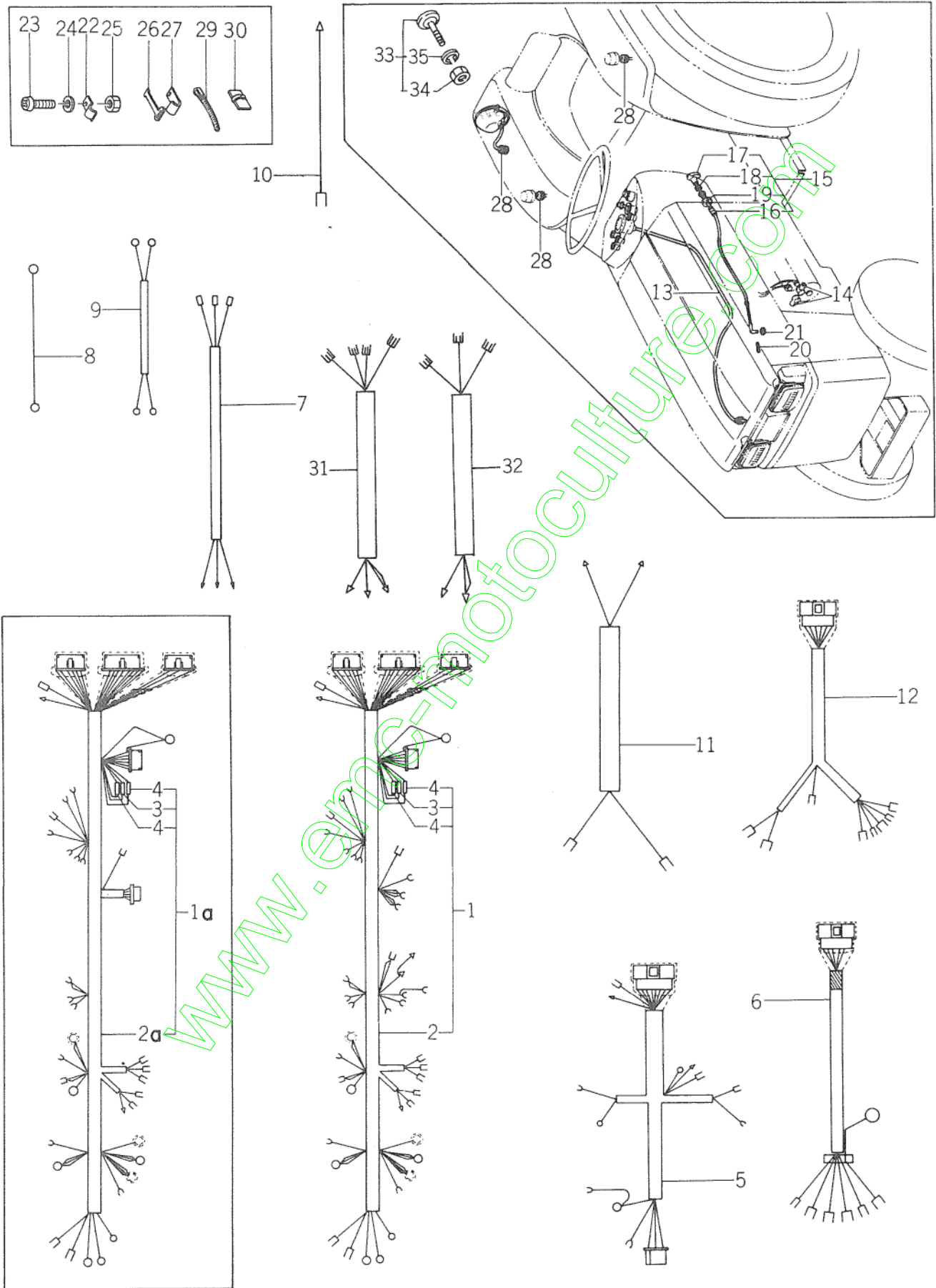
# Fig.63 REAR WHEEL

Jante arriere



Ref.No. Réf.No.	Parts No. Pièces No.	Description Désignation	Model & Q'ty Modél & Quant					Remarks Remarques	
			S	D	F-U	F-DU	L-FDU		
63- 0-1	1431-361-2000-0	WHEEL, R. LH SET Roue a disque avec jante G.	1	1	1	1	1		
63- 0-2	1431-361-2200-0	WHEEL, R. RH SET Roue a disque avec jante D.	1	1	1	1	1		
63- 1	1431-361-2100-0	• TIRE LH ASSY Pneu G. ensemble	1	1	1	1	1		
63- 2	1431-361-2300-0	• TIRE RH ASSY Pneu D. ensemble	1	1	1	1	1		
63- 3	1417-317-1000-2	•• RIM, WHEEL/W10-24 Jante	2	2	2	2	2		
63- 4	1431-361-2110-0	•• TIRE Pneu	2	2	2	2	2		
63- 5	V889-001-2424-0	•• TUBE/12.4-24 Chambre	2	2	2	2	2		
63- 6	V999-300-0010-0	•• CAP, TIRE VALVE Bouchon de valve	2	2	2	2	2		E21, E41
63- 7	1404-317-0050-2	• DISC, R. WHEEL Roue a disque	2	2	2	2	2		
63- 8	V201-461-6090-0	• BOLT/M16 X 90 9T Vis	8	8	8	8	8		
63- 9	V300-460-0160-0	• NUT/M16 7T Ecrou	8	8	8	8	8		
63-10	V302-460-0160-0	• NUT/M16 7T Ecrou	8	8	8	8	8		
63-11	V401-160-0160-0	• WASHER, SP/M16 Rondelle frein	8	8	8	8	8		
63-12	V201-461-6030-0	BOLT/M16 X 39 9T Vis	12	12	12	12	12		
63-13	V401-160-0160-0	WASHER, SP/M16 Rondelle frein	12	12	12	12	12		
63- 0-3	1431-362-2000-0	RIM, R. WHEEL SET Jante	2	2	2	2	2	★	
63-14	1417-317-1000-2	• RIM, WHEEL/W10-24 Jante	2	2	2	2	2	★	
63-15	1404-317-0050-2	• DISC, R. WHEEL Roue a disque	2	2	2	2	2	★	
63-16	V201-461-6090-0	• BOLT/M16 X 90 9T Vis	8	8	8	8	8	★ E23, E43	
63-17	V300-460-0160-0	• NUT/M16 7T Ecrou	8	8	8	8	8	★	
63-18	V302-460-0160-0	• NUT/M16 7T Ecrou	8	8	8	8	8	★	
63-19	V401-160-0160-0	• WASHER, SP/M16 Rondelle frein	8	8	8	8	8	★	

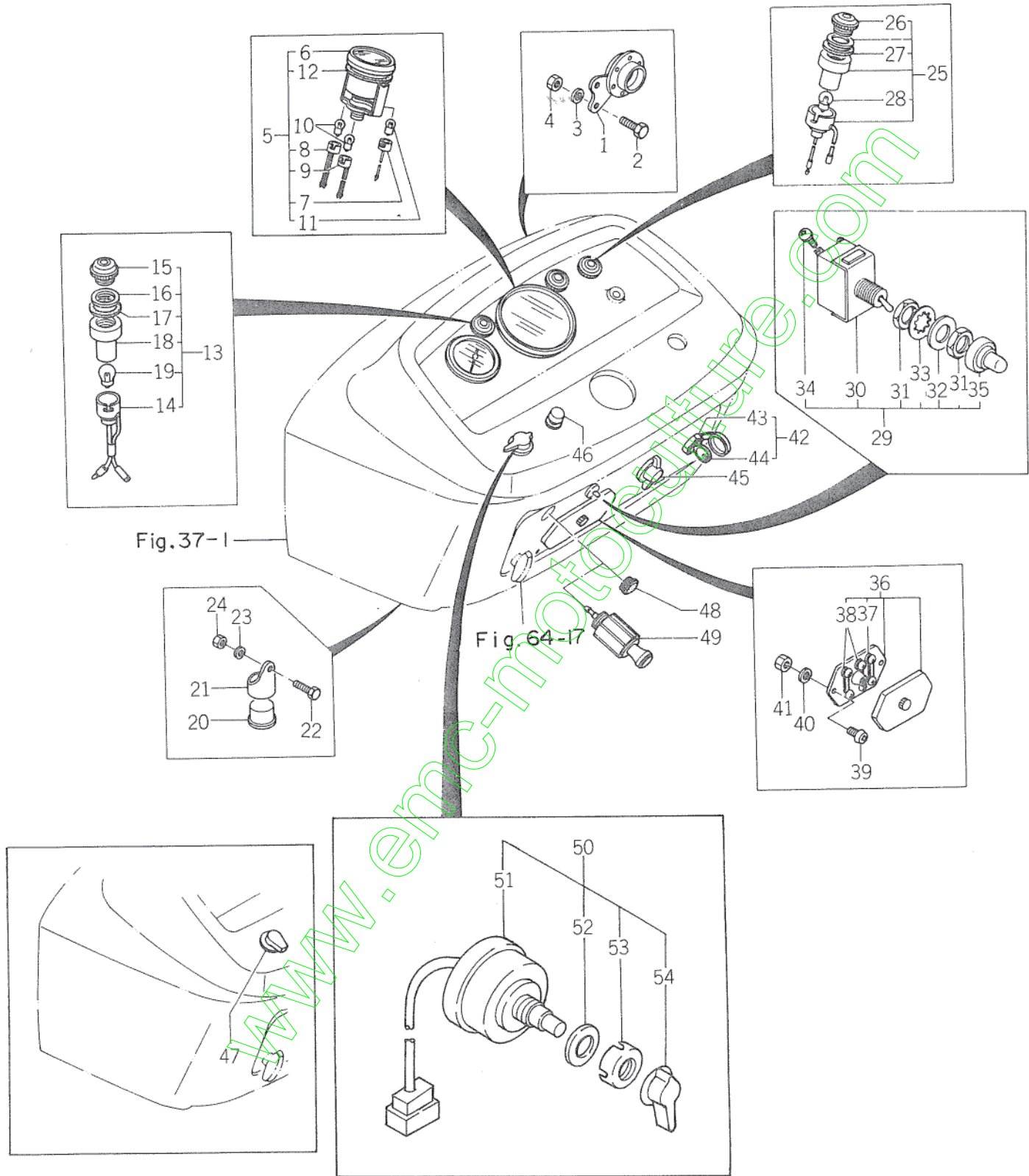
**Fig.64 ELECTRICAL SYSTEM(1)**  
 Equipement électrique



Ref.No. Réf.Nº.	Parts No. Pièces Nº.	Description Désignation	Model & Q'ty Modél & Quant						Remarks Remarques
			S	D	F-U	F-DU	LFDU		
64- 1	1431-686-2400-0	HARNESS, WIRE NO.1 ASSY Faisceau ensemble	1	1	1	1	1		
64- 1a	1431-686-2401-0	HARNESS, WIRE NO.1 ASSY Faisceau ensemble	1	1	1	1	1	ⓑ { D #00117~ F #003470~	
64- 2		• HARNESS, WIRE NO.1 Faisceau	1	1	1	1	1	△	
64- 2a		• HARNESS, WIRE NO.1 Faisceau	1	1	1	1	1	△	
64- 3	1431-686-2420-0	• FUSE/10A Coupe-circuit	1	1	1	1	1		
64- 4	1423-621-2010-0	• FUSE/5A Coupe-circuit	2	2	2	2	2		
64- 5	1431-686-0020-0	HARNESS, WIRE/NO.2 Faisceau	1	1	1	1	1		
64- 5a	1431-686-0021-0	HARNESS, WIRE/NO. 2 Faisceau	1	1	1	1	1	ⓑ	
64- 6	1431-686-0030-0	HARNESS, WIRE/NO.3 Faisceau	1	1	1	1	1		
64- 7	1421-621-0160-0	HARNESS, WIRE/NO.4 Faisceau	1	1	1	1	1		
64- 8	1423-621-0150-0	HARNESS, WIRE/NO.5 Faisceau	1	1	1	1	1		
64- 9	1421-621-0190-0	HARNESS, WIRE/NO.7 Faisceau	1	1	1	1	1		
64-10	1431-686-0060-0	HARNESS, WIRE/NO.6 Faisceau	1	1	1	1	1	} no use for E61	
64-11	1431-686-0050-0	HARNESS, WIRE/NO.5 Faisceau	1	1	1	1	1		
64-12	1431-686-0040-0	HARNESS, WIRE/NO.4 Faisceau	1	1	1	1	1		
64-13	1425-621-0020-0	CABLE, METER Cable	1	1	1	1	1		
64-14	1415-621-0160-0	COVER, TERMINAL/L14-7 Couvercle	1	1	1	1	1		
64-15	1425-600-0511-0	WIRE, STOP ASSY Interrupteur	1	1	1	1	1		
64-16	1425-621-0030-0	• WIRE, STOP SET Fil	1	1	1	1	1		
64-17	1421-621-0081-0	• KNOB Poignee	1	1	1	1	1		
64-18	V300-260-0050-0	• NUT/M5 Ecou	1	1	1	1	1		
64-19	1421-621-0070-0	• NUT/M14 Ecou	1	1	1	1	1		
64-20	V500-151-6010-0	PIN, SPLIT/1.6 X 10 Goupille fendue	1	1	1	1	1		
64-21	V413-160-0050-0	WASHER/M5 Rondelle	1	1	1	1	1		
64-22	3737-172-0090-0	CLAMP, LW Attache	3	3	3	3	3		
64-23	V111-166-0012-0	SCREW/M6 X 12 Vis	2	2	2	2	2		
64-24	V401-160-0060-0	WASHER, SP/M6 Rondelle frein	2	2	2	2	2		
64-25	V300-260-0060-0	NUT/M6 Ecou	2	2	2	2	2		
64-26	1421-621-0380-0	BAND, WIRE/170 Sangle	3	3	3	3	3		
64-27	1317-621-0020-0	CLIP Attache	5	5	5	5	5		
64-28	1404-621-0300-0	GROMMET Oeillet	3	3	3	3	3		
64-29	1376-402-0030-0	BAND, WIRE/140 Sangle	4	4	4	4	4		
64-30	1421-621-0360-0	CLAMP, HARNESS Attache faisceau	3	3	3	3	3		
64-31	1431-681-0011-0	HARNESS, WIRE/NO. 1 Faisceau ensemble	1	1	1	1	1	} for E61	
64-32	1431-681-0021-0	HARNESS, WIRE/NO. 2 Faisceau ensemble	1	1	1	1	1		
64-33	1421-621-2300-0	REFLECTOR ASSY Reflecteur	2	2	2	2	2		
64-34	V302-250-0050-0	• NUT/M5 Ecou	2	2	2	2	2		
64-35	V401-150-0050-0	• WASHER, SP/M5 Rondelle frein	2	2	2	2	2		

# Fig.65 ELECTRICAL SYSTEM(2)

Equipement électrique





Ref.No. Réf.Nº	Parts No. Pièces Nº.	Description Désignation	Model & Q'ty Modél & Quant					Remarks Remarques
			S	D	F-U	FDU	LF-DU	
65- 1	1416-621-0440-0	HORN Avertisseur	1	1	1	1	1	
65- 2	V200-260-6012-0	BOLT/M6 X 12 Vis	1	1	1	1	1	
65- 3	V401-160-0060-0	WASHER, SP/M6 Rondelle frein	1	1	1	1	1	
65- 4	V300-260-0060-0	NUT/M6 Ecrou	1	1	1	1	1	
65- 5	1431-681-2000-0	HOURMETER ASSY Indicateur de vitesse	1	1	1	1	1	
65- 5a	1431-681-2001-0	HOURMETER ASSY Indicateur de vitesse	1	1	1	1	1	ⓑ #095655~
65- 6	1431-681-2010-0	• HOURMETER SET Indicateur de vitesse	1	1	1	1	1	
65- 7	1407-621-0050-0	• SOCKET Emboiture	1	1	1	1	1	
65- 8	1423-621-0010-0	• SOCKET Emboiture	1	1	1	1	1	
65- 9	1407-621-0070-0	• SOCKET Emboiture	1	1	1	1	1	
65-10	1403-621-0310-0	• BULB/12V-3.4W Ampoule	2	2	2	2	2	
65-11	1415-621-0100-0	• BULT/6V-3W Ampoule	1	1	1	1	1	
65-12	1407-621-0040-0	• RUBBER Cale	1	1	1	1	1	
65-13	1431-686-2100-0	LAMP, PILOT ASSY Témoin optique ensemble	2	2	2	2	2	
65-14	1431-686-2110-0	• SOCKET Emboiture	2	2	2	2	2	Green
65-15	1431-686-2120-0	• LENS Verre	2	2	2	2	2	
65-16	1419-621-0160-0	• WASHER Rondelle	2	2	2	2	2	
65-17	1419-621-0170-0	• GASKET Joint	2	2	2	2	2	
65-18	1419-621-0180-0	• HOLDER Manche	2	2	2	2	2	
65-19	1403-621-0310-0	• BULB Ampoule	2	2	2	2	2	
65-20	1426-621-0350-0	FLASHER UNIT Lentille clignotante	1	1	1	1	1	
65-21	1426-621-0360-0	BASE, FLASHER UNIT Carter	1	1	1	1	1	
65-22	V200-260-6016-0	BOLT/M6 X 16 Vis	1	1	1	1	1	
65-23	V401-160-0060-0	WASHER, SP/M6 Rondelle frein	1	1	1	1	1	
65-24	V300-260-0060-0	NUT/M6 Ecrou	1	1	1	1	1	
65-25	1421-600-0570-0	LAMP, PILOT G ASSY Témoin optique ensemble	1	1	1	1	1	
65-26	1419-621-0150-0	• LENS Verre	1	1	1	1	1	Red
65-27	1419-621-0170-0	• GASKET Joint	1	1	1	1	1	
65-28	1403-621-0310-0	• BULB/12V-3.4W Ampoule	1	1	-1	1	1	
65-29	1431-686-2200-0	SWITCH, WARNING ASSY Interrupteur	1	1	1	1	1	
65-30	1431-686-2210-0	• BODY, SWITCH Corps d'interrupteur	1	1	1	1	1	
65-31	1431-686-2220-0	• NUT/M12 P=1.0 Ecrou	2	2	2	2	2	
65-32	1431-686-2230-0	• WASHER Rondelle	1	1	1	1	1	ⓓ D ~ #001176 F ~ #003469
65-33	1431-686-2240-0	• WASHER, TOOTHED Rondelle	1	1	1	1	1	
65-34	1431-686-2250-0	• VIS, TERMINAL Vis	4	4	4	4	4	
65-35	1431-686-2260-0	• CAP, WATERPROOF Chapeau	1	1	1	1	1	
65-36	1415-600-0550-0	BOX, FUSE ASSY Boite de fusibles	1	1	1	1	1	
65-37	1415-621-0200-0	• FUST/10A Fusibles	3	3	3	3	3	

Ref.No. Réf.No.	Parts No. Pièces No.	Description Désignation	Model & Q'ty Modél & Quant					Remarks Remarques	
			S	D	F	U	F		D
65-38	1415-621-0210-0	• FUSE/5A Fusibles	6	6	6	6	6		
65-39	V111-165-0016-0	SCREW/M5 X 16 Vis	2	2	2	2	2		
65-40	V401-160-0050-0	WASHER, SP/M5 Rondelle frein	2	2	2	2	2		
65-41	V300-260-0050-0	NUT/M5 Erou	2	2	2	2	2		
65-42	1407-600-0520-0	SWITCH, KEY ASSY Contacteur	1	1	1	1	1		
65-43		• SWITCH, KEY Contacteur	1	1	1	1	1	△	
65-44	1407-621-0120-0	• KEY Vie de contact	2	2	2	2	2		
65-45	1416-621-0020-0	SWITCH, STARTER Commande clignotante	1	1	1	1	1		
65-46	1402-621-0130-0	SWITCH, PUSH BUTTON Bouton d'avertisseur	1	1	1	1	1		
65-46a	3614-261-2200-0	SWITCH, HORN ASSY Bouton d'avertisseur	1	1	1	1	1	Ⓐ	
65-47	1403-621-0130-0	SWITCH, LEVER Interrupteur	1	1	1	1	1	Ⓑ	
65-48	1431-686-0010-0	CAP, BLANK/23 Fausset	1	1	1	1	1		
65-49	1423-621-0040-0	LIGHTER, CIGARRET Allume-cigare	1	1	1	1	1	★	
65-50	1431-686-2500-0	SWITCH, FLASHER ASSY Interrupteur	1	1	1	1	1		
65-51		• BOOY Corps d'interrupteur	1	1	1	1	1	△	
65-52	1431-686-2520-0	• WASHER Rondelle	1	1	1	1	1		
65-53	1431-686-2530-0	• NUT Erou	1	1	1	1	1		
65-54	1431-686-2540-0	• LEVER, SWITCH Lever	1	1	1	1	1		

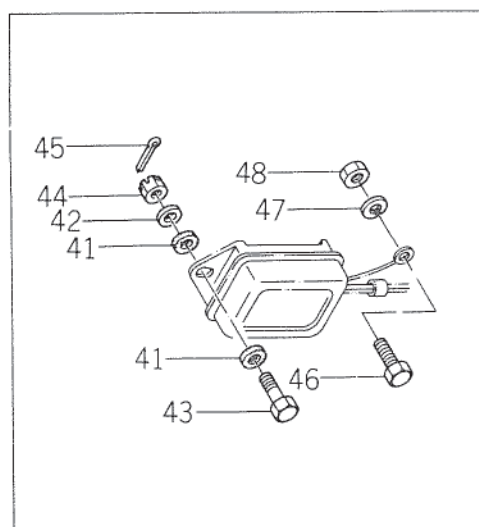
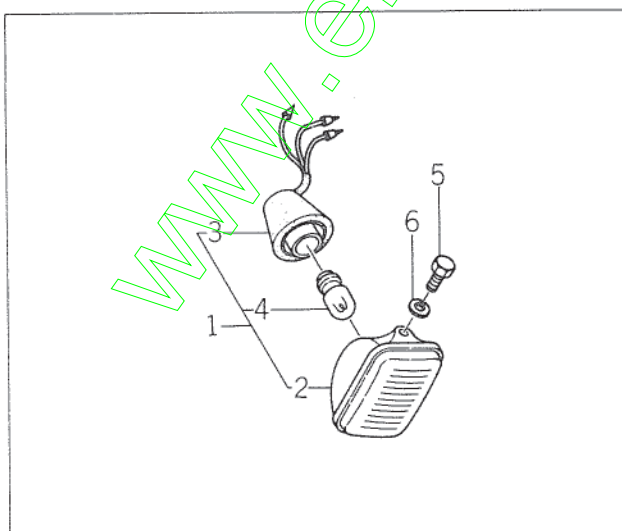
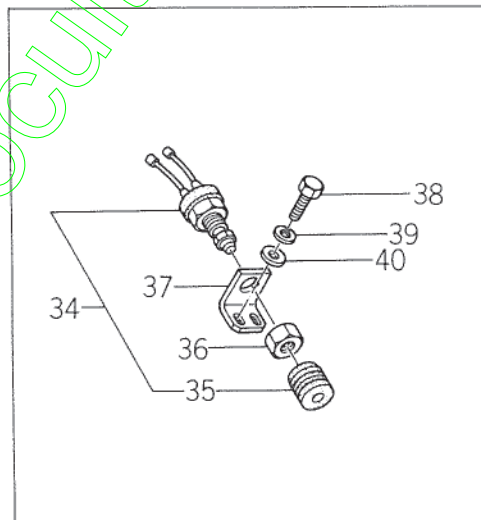
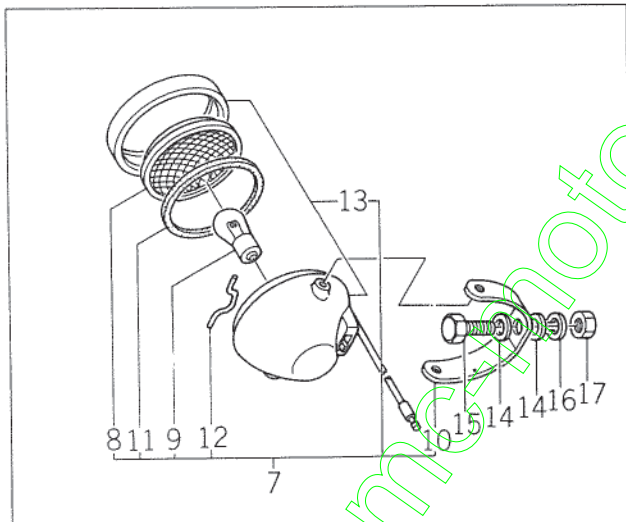
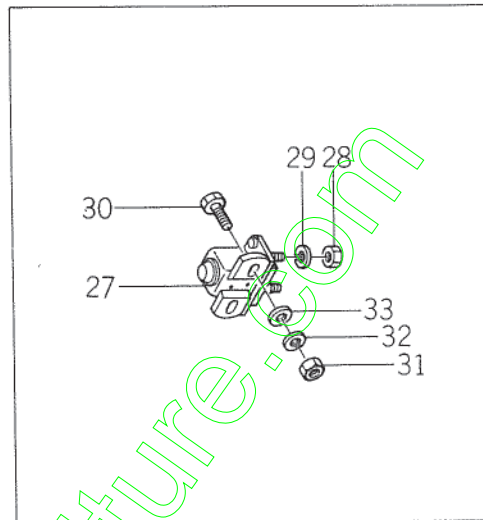
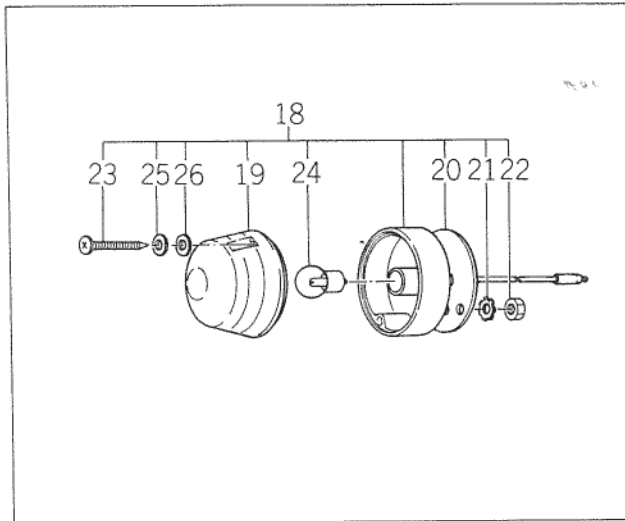
Ⓐ D ~ #001176  
Ⓑ F ~ #003469

D #001177 ~  
F #003470 ~

www.emc-motocultire.com



**Fig.66 ELECTRICAL SYSTEM(3)**  
 Equipement électrique



Ref.No. Réf.Nº.	Parts No. Pièces Nº.	Description Désignation	Model & Q'ty Modél & Quant					Remarks Remarques									
			S	D	F	U	F		D	U	L	F	D	U			
66- 1	1421-621-2000-0	LAMP, HEAD ASSY Phare complet	2	2	2	2	2										
66- 2	1421-621-2010-0	• LENS Verre	2	2	2	2	2	2									
66- 3	1421-621-2020-0	• SOCKET Emboiture	2	2	2	2	2	2									
66- 4	1421-621-2030-0	• BULB/12V-25W Ampoule	2	2	2	2	2	2									
66- 5	V201-261-0020-0	BOLT/M10 X 20 Vis	4	4	4	4	4	4									
66- 6	V401-160-0100-0	WASHER, SP/M10 Rondelle frein	4	4	4	4	4	4									
66- 7	1423-600-0520-0	LAMP, WORK ASSY Projecteur de travail	1	1	1	1	1	1									*
66- 8	1423-621-0050-0	• LENS Verre	1	1	1	1	1	1									*
66- 9	1423-621-0200-0	• BULB/12-25W Ampoule	1	1	1	1	1	1									*
66-10	1423-621-0060-0	• STAY Appui	1	1	1	1	1	1									*
66-11	1423-621-0070-0	• PACKING, LENS Joint	1	1	1	1	1	1									*
66-12	1423-621-0080-0	• SPRING Ressort	1	1	1	1	1	1									*
66-13	1423-621-0090-0	• LAMP, WORK SET Projecteur de travail	1	1	1	1	1	1									*
66-14	V413-160-0080-0	WASHER Rondelle	2	2	2	2	2	2									*
66-15	V202-160-8016-0	BOLT/M8 X 16 Vis	1	1	1	1	1	1									*
66-16	V401-160-0080-0	WASHER, SP/M8 Rondelle frein	1	1	1	1	1	1									*
66-17	V300-260-0080-0	NUT/M8 Ecrou	1	1	1	1	1	1									*
66-18	1431-686-2000-0	LAMP, BLINKER ASSY Clignotant ensemble	2	2	2	2	2	2									
66-19	1431-686-2010-0	• LENS Verre	2	2	2	2	2	2									
66-20	1421-621-0290-0	• GASKET, BASE Joint	2	2	2	2	2	2									
66-21	V421-160-0050-0	• WASHER, TOOTHED/M5 Rondelle	4	4	4	4	4	4									
66-22	V300-260-0050-0	• NUT/M5 Ecrou	4	4	4	4	4	4									
66-23	1421-621-0300-0	• SCREW Vis	4	4	4	4	4	4									
66-24	1421-621-0310-0	• BULB/12V-20W Ampoule	2	2	2	2	2	2									
66-25	1421-621-0320-0	• WASHER Rondelle	4	4	4	4	4	4									
66-26	V413-160-0050-0	• WASHER/M5 Rondelle	4	4	4	4	4	4									
66-27	1416-621-0050-0	SWITCH, RELAY Interrupteur	1	1	1	1	1	1									
66-28	V302-260-0080-0	NUT/M8 Ecrou	2	2	2	2	2	2									
66-29	V401-160-0080-0	WASHER, SP/M8 Rondelle frein	2	2	2	2	2	2									
66-30	V200-260-0020-0	BOLT/M6 X 20 Vis	2	2	2	2	2	2									
66-31	V300-260-0060-0	NUT/M6 Ecrou	2	2	2	2	2	2									
66-32	V401-160-0060-0	WASHER, SP/M6 Rondelle frein	2	2	2	2	2	2									
66-33	V413-160-0060-0	WASHER/M6 Rondelle	2	2	2	2	2	2									
66-34	1416-600-0530-0	SWITCH, SAFETY ASSY Inter de securite	1	1	1	1	1	1									
66-35	1416-621-0250-0	• BOOT Cupule	1	1	1	1	1	1									
66-36	1416-621-0260-0	NUT/M22 Ecrou	1	1	1	1	1	1									
66-37	1417-621-0040-0	HOLDER, SWITCH Attache	1	1	1	1	1	1									
66-38	V201-260-8020-0	BOLT/M6 X 25 Vis	2	2	2	2	2	2									

Standard for E61

Ref.No. Réf.Nº	Parts No. Pièces Nº	Description Désignation	Model & Q'ty Modél & Quant						Remarks Remarques					
			S	D	F	U	F	D		L	F	D	U	
66-39	V401-160-0080-0	WASHER, SP/M8 Rondelle frein	2	2	2	2	2							
66-40	V413-160-0080-0	WASHER/M8 Rondelle	2	2	2	2	2							
66-41	1423-621-0180-0	CUSHION/RUBBER Cale	4	4	4	4	4							
66-41a	1423-616-0040-0	CUSHION/10 x 25 Cale	4	4	4	4	4							Ⓐ
66-42	2701-101-0520-0	WASHER Rondelle	2	2	2	2	2							
66-43	1423-621-0190-0	BOLT/M6 X 25 Vis	2	2	2	2	2							
66-44	V320-260-0060-0	NUT, SLOTTED/M6 Ecrou à creneaux	2	2	2	2	2							} For regulator setting
66-45	V500-151-6015-0	PIN, SPLIT/1.6 X 15 Goupille fendue	2	2	2	2	2							
66-46	V201-260-8016-0	BOLT/M8 X 16 Vis	1	1	1	1	1							} For regulator earth
66-47	V401-160-0080-0	WASHER, SP/M8 Rondelle frein	1	1	1	1	1							
66-48	V300-260-0080-0	NUT/M8 Ecrou	1	1	1	1	1							

www.emc-motoculture.com



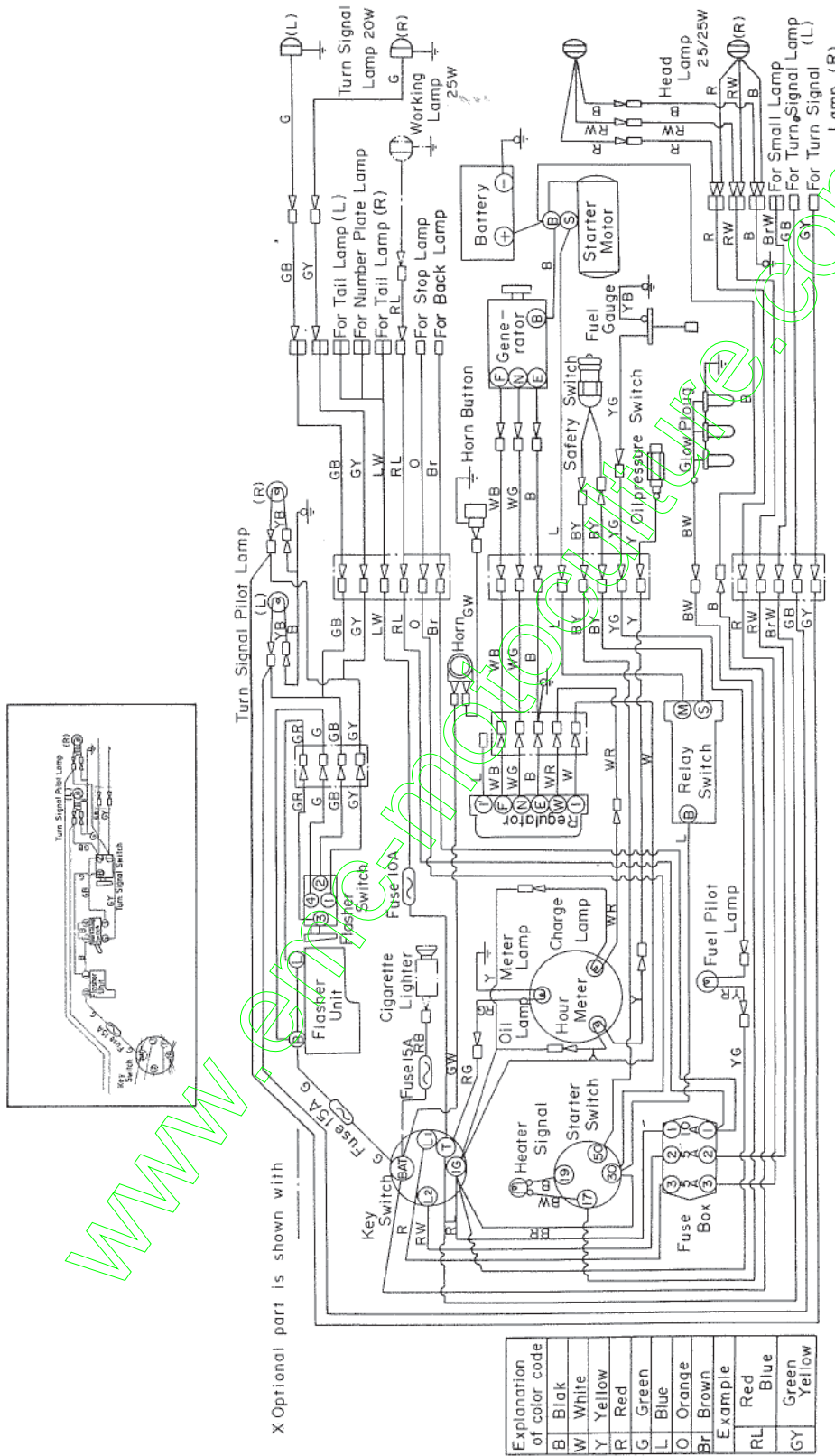
SERVICE MEMO

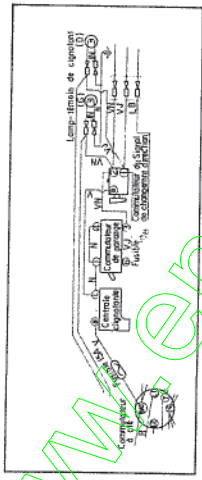
A series of horizontal dashed lines for writing.

www.emc-motoculture.com

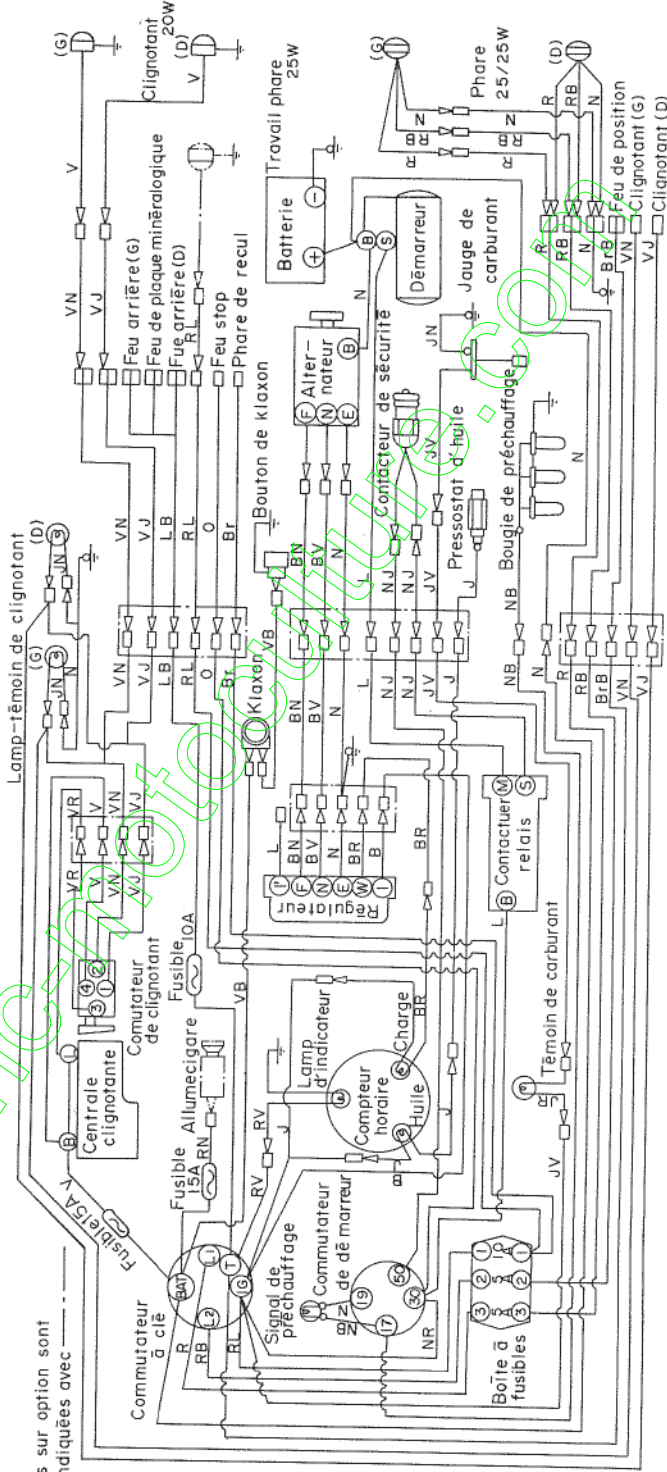
# Fig.67 WIRING DIAGRAM

Cablage diagramme



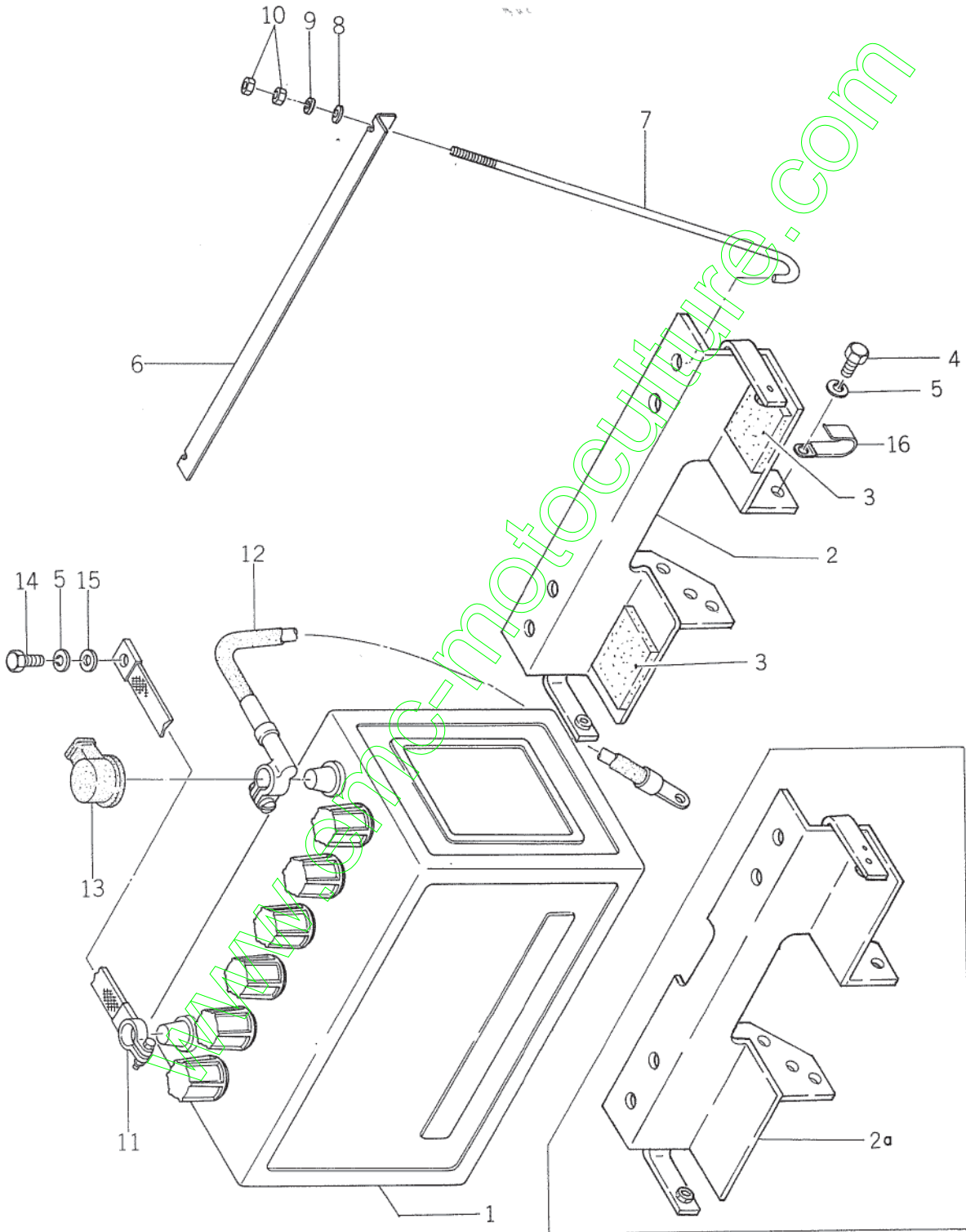


\* Les pièces sur option sont indiquées avec - - - - -



Code de couleurs	
N	Noir
B	Blanc
J	Jaune
R	Rouge
V	Vert
L	Bleu
Br	Brown
O	Orange
Exemple	
RL	Rouge Bleu
VJ	Vert Jaune

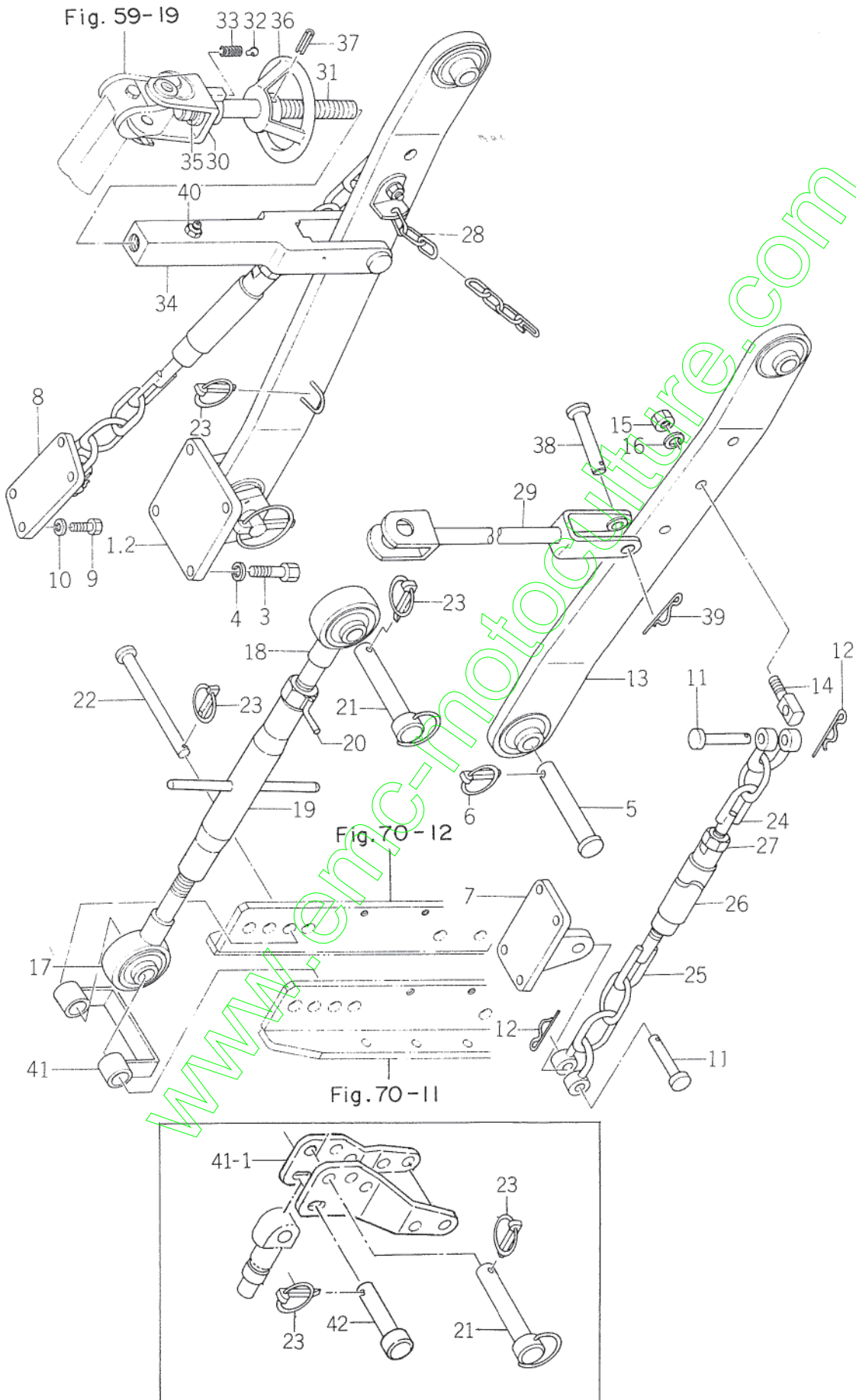
**Fig.68 BATTERY SYSTEM**  
Batterie



Ref.No. Réf.Nº.	Parts No. Pièces Nº.	Description Désignation	Model & Q'ty Modél & Quant					Remarks Remarques
			S	D	F-U	F-DU	L-FDU	
68- 1	1417-621-0010-0	BATTERY/30HR Batterie	1	1	1	1	1	
68- 2	1424-112-1003-0	BASE, BATTERY Cuvette de batterie	1	1	1	1	1	
68- 2a	1424-112-1004-0	BASE, BATTERY Cuvette de batterie	1	1	1	1	1	ⓑ { S #002633 ~ D #101326 ~ F #004696 ~
68- 3	3746-261-2050-0	PLATE Plaque	2	2	2	2	2	
68- 4	V201-260-8016-0	BOLT/M8 X 16 Vis	4	4	4	4	4	
68- 5	V401-260-0080-0	WASHER, SP/M8 Rondelle frein	6	6	6	6	6	
68- 6	1417-112-0010-0	PLATE, BATTERY SET Etrier de batterie	1	1	1	1	1	
68- 7	1416-112-0020-0	BOLT, BATTERY SET Vis	2	2	2	2	2	
68- 8	V413-160-0060-0	WASHER/M6 Rondelle	2	2	2	2	2	
68- 9	V401-260-0060-0	WASHER, SP/M6 Rondelle frein	2	2	2	2	2	ⓓ
68-10	V300-260-0060-0	NUT/M6 Ecrou	4	4	4	4	4	
68-11	1423-621-0210-0	STRAP/430 Cable	1	1	1	1	1	
68-12	1417-621-0020-0	CABLE, BATTERY Cable de masse	1	1	1	1	1	
68-13	1402-621-0140-0	COVER, TERMINAL/L50-14 Couvercle	1	1	1	1	1	
68-14	V201-260-8020-0	BOLT/M8 X 20 Vis	2	2	2	2	2	
68-15	V413-160-0080-0	WASHER/M8 Rondelle	3	3	3	3	3	
68-16	1425-621-0040-0	CLAMP, HARNESS Attache faisceau	1	1	1	1	1	

# Fig.69 THREE POINT SYSTEM

Attelage trois point

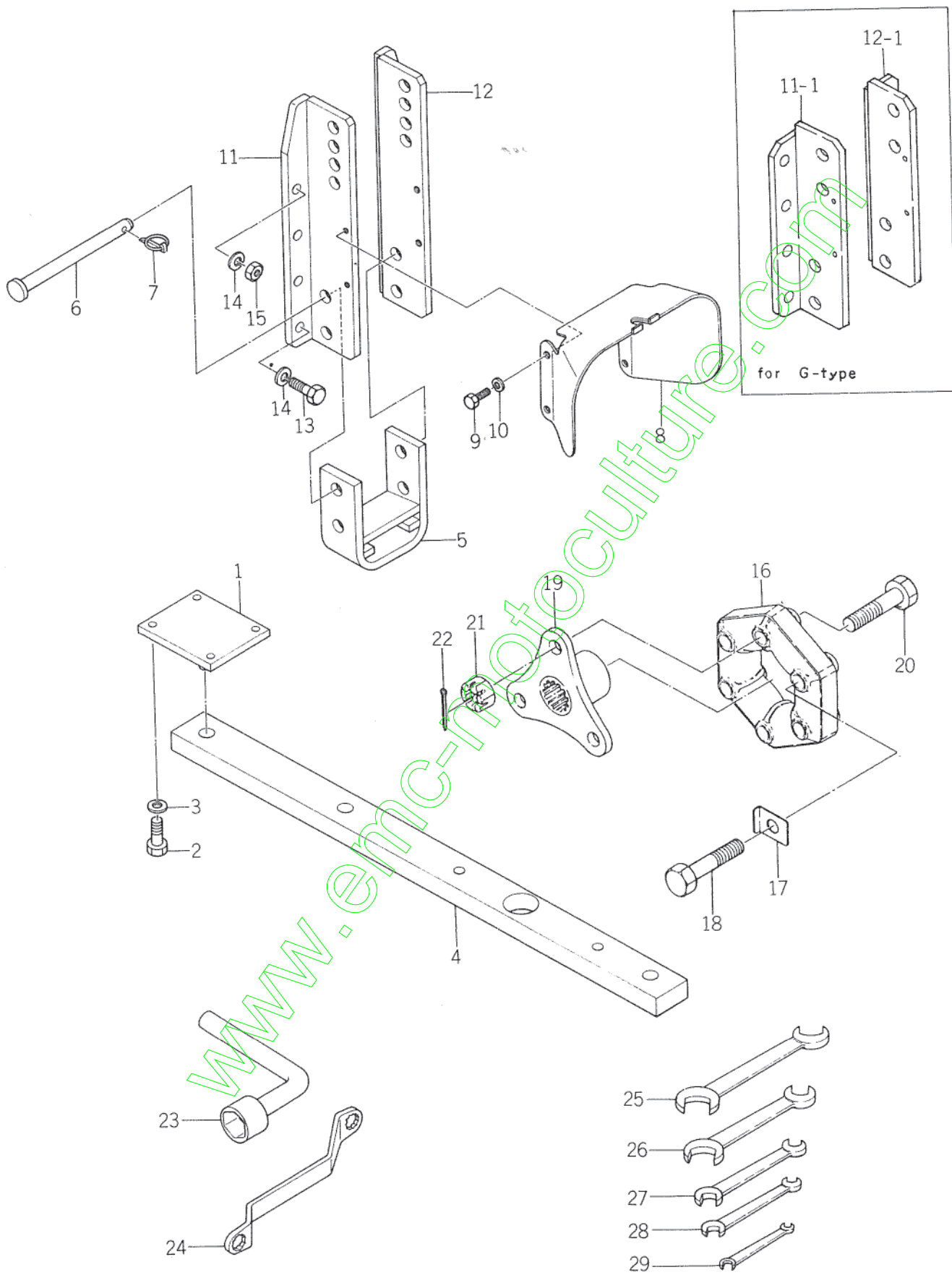




Ref.No. Réf.Nº.	Parts No. Pièces Nº.	Description Désignation	Model & Q'ty Modél & Quant					Remarks Remarques
			S	D	F-U	F-DU	LFDU	
69- 1	1431-566-2000-0	SUPPORT, LW LINK LH Support G.	1	1	1	1	1	
69- 2	1431-566-2100-0	SUPPORT, LW LINK RH Support D.	1	1	1	1	1	
69- 3	V201-461-4035-0	BOLT/M14 X 35 Vis	8	8	8	8	8	
69- 4	V401-160-0140-0	WASHER, SP/M14 Rondelle frein	8	8	8	8	8	
69- 5	1423-511-0010-0	PIN/22 X 90 Goupille	2	2	2	2	2	
69- 6	1421-502-0020-0	PIN, LINK Goupille	2	2	2	2	2	
69- 7	1431-566-2200-0	SUPPORT, LH Support G.	1	1	1	1	1	
69- 8	1431-566-2300-0	SUPPORT, RH Support D.	1	1	1	1	1	
69- 9	V201-461-2030-0	BOLT/M12 X 30 Vis	8	8	8	8	8	
69-10	V401-160-0120-0	WASHER, SP/M12 Rondelle frein	8	8	8	8	8	
69-11	7963-611-0030-0	PIN/12 X 48 Goupille	4	4	4	4	4	
69-12	7957-405-0030-0	PIN, HAIR/12 Attache beta	4	4	4	4	4	
69-13	1417-511-1000-0	LINK, LW Barres inferieures	2	2	2	2	2	
69-14	1404-511-0031-0	BOLT, STABILIZER SET Vis	2	2	2	2	2	
69-14a	7963-611-0010-0	PIN, CHAIN Goupille	2	2	2	2	2	Ⓐ
69-15	V300-260-0160-0	NUT/M16 Erou	2	2	2	2	2	
69-16	V401-160-0160-0	WASHER, SP/M16 Rondelle frein	2	2	2	2	2	
69-17	1417-511-2000-0	LINK, TOP LH THREAD Vis G. de tirant	1	1	1	1	1	
69-17-1	1421-511-3001-0	LINK, TOP LH THREAD Vis G. de tirant	1	1	1	1	1	for G-type
69-18	1404-511-6000-0	LINK, TOP RH THREAD Vis D. de tirant	1	1	1	1	1	
69-18-1		LINK, TOP RH THREAD Vis D. de tirant	1	1	1	1	1	for G-type
69-19	1423-511-2000-0	TURNBUCKLE Tendeur de tirant	1	1	1	1	1	
69-19a	1444-514-2900-0	TURNBUCKLE Tendeur de tirant	1	1	1	1	1	Ⓐ
69-20	1402-511-6000-0	NUT, TOP LINK LOCK Frein de tendeur	1	1	1	1	1	
69-21	1402-500-9040-0	PIN, TOP LINK Broche de tirant	1	1	1	1	1	2 used for G-type
69-22	1431-566-0010-0	PIN/19 x 220 Goupille	1	1	1	1	1	
69-23	1421-502-0020-0	PIN, LINK Goupille	4	4	4	4	4	
69-24	1423-511-2100-0	CHAIN, CHECK A Organeau A.	2	2	2	2	2	
69-25	1423-511-2200-0	CHAIN, CHECK B Organeau B.	2	2	2	2	2	
69-26	1423-511-0020-0	TURNBUCKLE, CHAIN Ridoir	2	2	2	2	2	
69-27	V300-260-0160-0	NUT/M16 Erou	2	2	2	2	2	
69-28	1416-511-4000-0	CHAIN, LW LINK Chaîne de 3 points	2	2	2	2	2	
69-29	1417-520-1000-0	ROD, LIFT Chape relevage	1	1	1	1	1	
69-30	1404-520-2001-0	FORK, LIFTING RH Cavalier	1	1	1	1	1	
69-31	1404-520-0030-0	SCREW, ADJ RH Vis	1	1	1	1	1	
69-32	1302-726-0050-0	TINE Came	1	1	1	1	1	
69-33	1302-726-0060-0	SPRING, LOCK Ressort	1	1	1	1	1	
69-34	1404-520-3000-0	ROD, LIFT Chape de relevage	1	1	1	1	1	

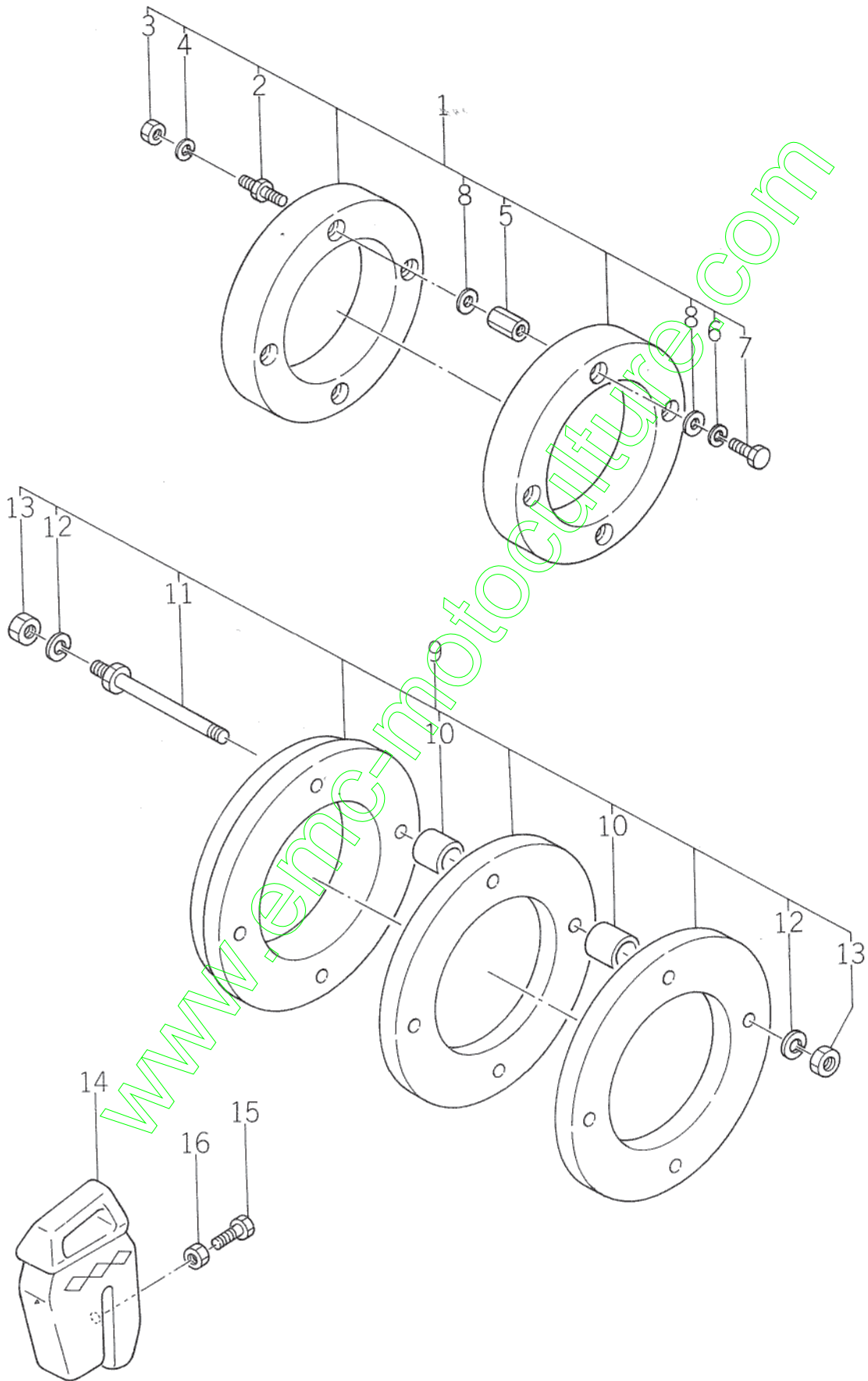
# Fig.70 ACCESSORIES AND TOOLS

Outils



Ref.No. Réf.No.	Parts No. Pièces No.	Description Désignation	Model & Q'ty Modél & Quant					Remarks Remarques
			S	D	F-U	F-DU	LFDU	
70- 1	1431-570-2000-0	PIN, POINT Goupille	1	1	1	1	1	*
70- 2	V201-461-4032-0	BOLT/M14 X 32 Vis	4	4	4	4	4	*
70- 3	V401-160-0140-0	WASHER, SP/M14 Rondelle frein	4	4	4	4	4	*
70- 4	1431-570-0010-0	DRAWBAR Barre d'attelage	1	1	1	1	1	*
70- 4a	1431-570-0011-0	DRAWBAR Barre d'attelage	1	1	1	1	1	* ⓑ
70- 5	1431-570-2100-0	BRACKET, DRAWBER Support	1	1	1	1	1	*
70- 5a	1431-570-2101-0	BRACKET, DRAWBER Support	1	1	1	1	1	* ⓑ
70- 6	7963-603-0010-0	PIN/19 x 220 Broche	2	2	2	2	2	
70- 6a	1431-566-0010-0	PIN/19 x 220 Broche	2	2	2	2	2	ⓑ { D #100511~ E #001571~
70- 7	1402-500-9010-0	PIN, LINK LARGE Goupille	3	3	3	3	3	
70- 7a	1421-502-0020-0	PIN, LINK Goupille	3	3	3	3	3	Ⓐ
70- 8	1416-509-8000-0	COVER, SHIELD Chapeau	1	1	1	1	1	
70- 9	V201-261-0016-0	BOLT/M10 x 16 Vis	4	4	4	4	4	
70-10	V401-160-0100-0	WASHER, SP/M10 Rondelle frein	4	4	4	4	4	
70-11	1431-561-2001-0	HITCH, R. LH Support ar G.	1	1	1	1	1	
70-11-1	1426-580-2000-0	HITCH, R. LH Support ar G.	1	1	1	1	1	for G-type
70-12	1431-561-2101-0	HITCH, R. RH Support ar D.	1	1	1	1	1	
70-12-1	1426-580-2100-0	HITCH, R. RH Support ar D.	1	1	1	1	1	for G-type
70-13	V201-461-4035-0	BOLT/M14 X 35 Vis	2	2	2	2	2	
70-14	V401-160-0140-0	WASHER, SP/M14 Rondelle frein	8	8	8	8	8	
70-15	V300-460-0140-0	NUT/M14 Ecrou	6	6	6	6	6	
70-16	1422-155-0020-0	COUPLING, CG Couplage	1	1	1	1	1	
70-17	1422-155-0030-0	WASHER, LOCK Rondelle frein	3	3	3	3	3	
70-18	V203-261-2055-0	BOLT/M12 X 55 Vis	3	3	3	3	3	
70-19	1422-155-2300-0	COUPLING, SPLINE Couplage	1	1	1	1	1	
70-20	1422-155-0040-0	BOLT/M12 X 50 Vis	3	3	3	3	3	
70-21	V321-260-0120-0	NUT, SLOTTED/M12 Ecrou a creneaux	3	3	3	3	3	
70-22	V500-153-0030-0	PIN, SPRIT/5 X 45 Goupille fendue	3	3	3	3	3	
70-23	1421-906-0010-0	SPANNER, BOX/22 Cle a pipe	1	1	1	1	1	
70-24	1401-906-0050-0	WRENCH Cle	1	1	1	1	1	
70-25	V920-552-4027-0	SPANNER/24-27 Cle plate	1	1	1	1	1	
70-26	V920-551-9022-0	SPANNER/19-22 Cle plate	1	1	1	1	1	
70-27	V920-551-3017-0	SPANNER/13-17 Cle plate	1	1	1	1	1	
70-28	V920-551-2014-0	SPANNER/12-14 Cle plate	1	1	1	1	1	
70-29	V920-550-8010-0	SPANNER/8-10 Cle plate	1	1	1	1	1	

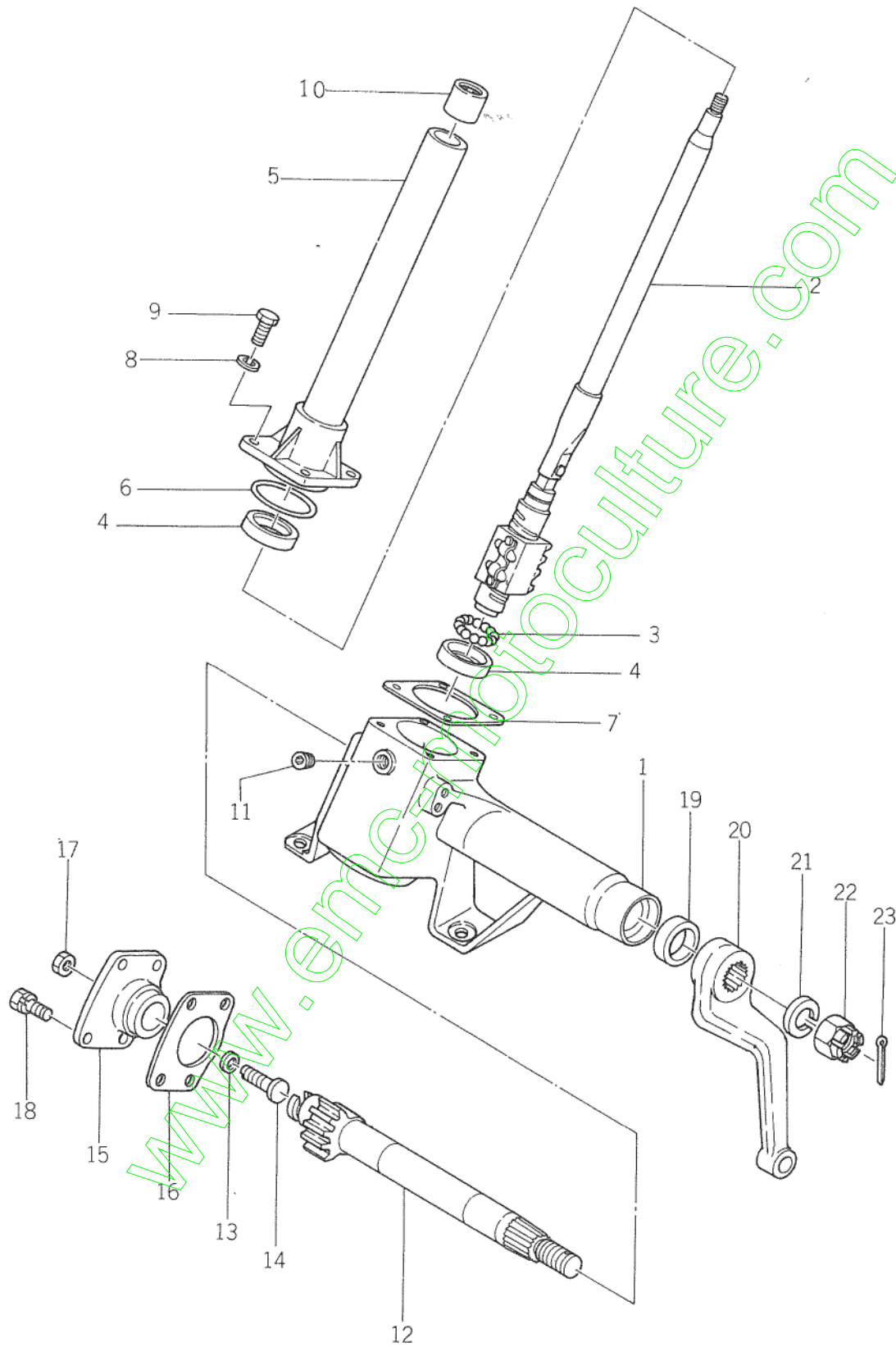
**Fig.71 WEIGHT**  
Contrepoids



Ref.No. Réf.Nº.	Parts No. Pièces Nº.	Description Désignation	Model & Q'ty Modél & Quant					Remarks Remarques
			S	D	F-U	F-DU	L-FDU	
71- 1	1423-092-2000-0	WEIGHT, F. WHEEL SET Contrepoidea av	1	1				★
71- 2	1404-922-0020-0	• BOLT, F. WEIGHT Vis	8	8				★
71- 3	V300-260-0120-0	• NUT/M12 Erou	8	8				★
71- 4	V401-160-0120-0	• WASHER, SP/M12 Rondelle frein	8	8				★
71- 5	1404-922-0030-0	• NUT, F. WEIGHT Erou	8	8				★
71- 6	V401-260-0120-0	• WASHER, SP/M12 Rondelle frein	16	16				★
71- 7	V201-261-2055-0	• BOLT/M12 X 55 Vis	8	8				★
71- 8	1325-930-1050-0	• COLLAR Collier	16	16				★
71- 9	1423-092-2100-0	WEIGHT R WHEEL SET Contrepoidea ar	1	1	1	1	1	★
71-10	1404-922-0060-0	• COLLAR, R. WEIGHT Collier	16	16	16	16	16	★
71-11	1404-922-1000-0	• BOLT, R. WEIGHT SET Vis	8	8	8	8	8	★
71-12	V401-260-0160-0	• WASHER, SP/M14 Rondelle frein	16	16	16	16	16	★
71-13	V300-260-0160-0	• SP/M16 Erou	16	16	16	16	16	★
71-14	1421-922-0010-0	WEIGHT, BALANCE Contrepoidea	3	3	3	3	3	★
71-15	W201-261-2055-0	BOLT/M12 X 55 Vis	3	3	3	3	3	★
71-16	V302-260-0120-0	NUT/M12 Erou	3	3	3	3	3	★

# Fig.72 STEERING GEAR BOX(MECHANICAL)

Boitier de direction

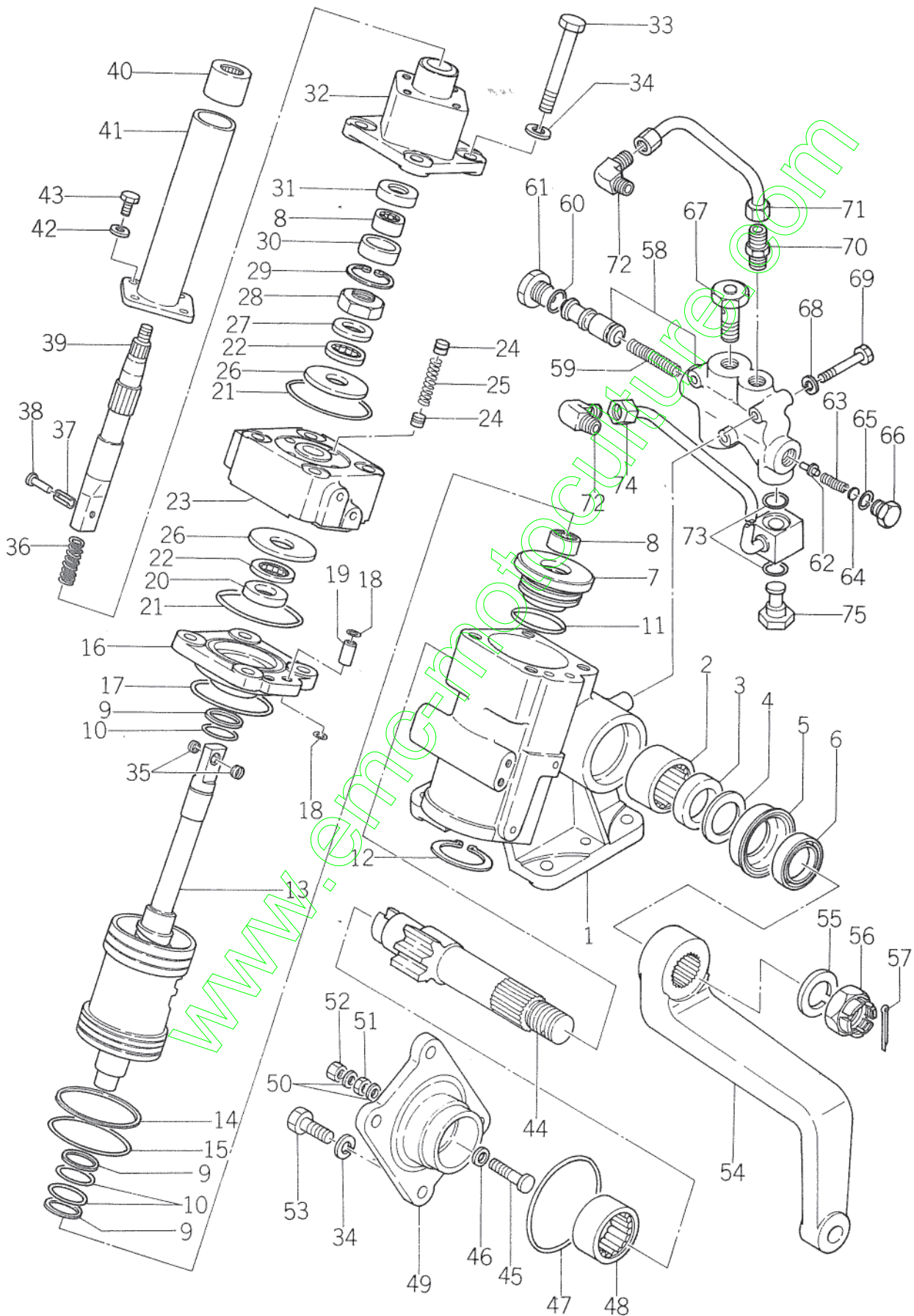




Ref.No. Réf.No.	Parts No. Pièces No.	Description Désignation	Model & Q'ty Modél & Quant						Remarks Remarques
			S	D	F-U	F-DU	L-FDU	L-FDU	
72- 0-1	1426-406-2003-0	BOX, STEERING ASSY Boitier de direction	1	1					
72- 1	1426-406-2040-0	• BOX, GEAR ASSY Corps du boitier	1	1					
72- 2	1426-406-2050-0	• BALL NUT ASSY Axe de direction	1	1					
72- 3	1426-506-2160-0	• BALL BEARING Bille	1	1					
72- 4	1426-406-2170-0	• BEARING, OUT Rondelle	2	2					
72- 5	1426-406-2060-0	• COLUMN Colonne de direction	1	1					
72- 6	1426-406-2080-0	• O-RING Joint torique	1	1					
72- 7	1426-406-2120-0	• SHIM, R. VOER SET Cale	1	1					
72- 8	V401-160-0100-0	• WASHER, SP/M10 Rondelle frein	4	4					
72- 9	V201-461-0028-0	• BOLT/M10 X 28 9T Vis	4	4					
72-10	1426-406-2030-0	• BUSH, COLUMN Bague	1	1					
72-11	V780-100-0004-0	• PLUG/PT ¼ Bouchon	1	1					
72-12	1426-406-2180-0	• SHAFT, SECTOR Axe de bielle pendants	1	1					
72-13	1426-406-2140-0	• SHIM, ADJ SCREW SET Cale	1	1					
72-14	1426-406-2130-0	• SCREW, ADJ Vis	1	1					
72-15	1426-406-2070-0	• COVER, SIDE Couvercle	1	1					
72-16	1426-406-2110-0	• PACKING, SIDE COVER Joint	1	1					
72-17	V300-260-0100-0	• NUT/M10 Ecrou	1	1					
72-18	1426-406-2150-0	• BOLT, SEMS/M8 X 20 9T Vis	4	4					
72-19	1426-406-2090-0	• SEAL, OIL Bague d'etancheite	1	1					
72-20	1426-406-2022-0	• ARM, PITMAN Bras pitman	1	1					
72-21	V401-160-0220-0	• WASHER, SP/M22 Rondelle frein	1	1					
72-22	V320-260-0220-0	• NUT, SLOTTED/M22 Ecrou a creneaux	1	1					
72-23	V500-155-0045-0	• PIN, SPLIT/5 X 45 Goupille fendue	1	1					

# Fig.73 STEERING GEAR BOX(POWER)

Boitier de direction



Ref.No. Réf.No.	Parts No. Pièces No.	Description Désignation	Model & Q'ty Modél & Quant						Remarks Remarques
			S	D	F-U	F-DU	L-FDU		
73- 0-1	1426-426-2001-0	BOX, STEERING ASSY Boîtier de direction			1	1	1	Included Ref No. 1~75	
73- 0-1a	1426-426-2002-0	BOX, STEERING ASSY Boîtier de direction			1	1	1	⊙ { D #101326~ F #004696~	
73- 0-2	1426-426-2300-0	BOX, STEERING SET Boîtier de direction			1	1	1		
73- 0-2a	1426-426-2301-0	BOX, STEERING SET Boîtier de direction			1	1	1	⊙ { D #101326~ F #004696~	
73- 1	1426-426-2310-0	• BOX, GEAR Corpe du boîtier			1	1	1		
73- 2	1426-426-2320-0	• BEARING, NR Roulement d'étancheité			1	1	1		
73- 3	1426-426-2330-0	• PACKING, U Joint			1	1	1		
73- 4	1426-426-2340-0	• PLATE, BACK-UP Bague			1	1	1		
73- 5	1426-426-2350-0	• HOLDER, OIL SEAL Griffe			1	1	1		
73- 6	1426-426-2360-0	• SEAL, OIL Bague d'étancheité			1	1	1		
73- 7	1426-426-2370-0	• COVER, F. Couvercle			1	1	1		
73- 8	1426-426-2380-0	• BEARING, NR Roulement a aiguilles			2	2	2		
73- 9	1426-426-2390-0	• RING Bague			3	3	3		
73-10	1426-426-2810-0	• O-RING/S34 Joint torique			3	3	3		
73-11	V721-103-1045-0	• O-RING/G45 Joint torique			1	1	1		
73-12	V704-140-0500-0	• RING, SNAP/C50 Coller d'axe			1	1	1		
73-13	1426-426-2820-0	• BALL NUT ASSY Vis du boîtier de direction			1	1	1		
73-14	1426-426-2830-0	• RING Bague			1	1	1		
73-15	V721-103-1070-0	• O-RING/G70 Joint torique			1	1	1		
73-16	1426-426-2840-0	• COVER, CYL Couvercle de cylindre			1	1	1		
73-17	V721-103-1075-0	• O-RING/G75 Joint torique			1	1	1		
73-18	1426-426-3090-0	• O-RING/S11.2 Joint torique			4	4	4		
73-19	1426-426-3110-0	• PIPE Tuyau rigide			2	2	2		
73-19a	1426-426-3111-0	• PIPE Tuyau rigide			2	2	2	⊙ { D #101326~ F #004696~	
73-20	1426-426-3020-0	• COLLAR, A Bague			1	1	1		
73-21	1426-426-3070-0	• O-RING/S80 Joint torique			2	2	2		
73-22	1426-426-3050-0	• BEARING, THRUST Butee			2	2	2		
73-23	1426-426-2850-0	• VALVE ASSY Soupape			1	1	1		
73-24	1426-426-2860-0	• PISTON, RETURN Piston			8	8	8		
73-25	1426-426-2870-0	• SPRING Ressort			4	4	4		
73-26	1426-426-3040-0	• COLLAR, C Bague			2	2	2		
73-27	1426-426-3030-0	• COLLAR, B Bague			1	1	1		
73-28	1426-426-3060-0	• NUT, LOCK Ecrou			1	1	1		
73-29	V705-140-0370-0	• RING, SNAP/C37 Collet d'axe			1	1	1		
73-30	1426-426-2920-0	• HOLDER Griffe			1	1	1		
73-31	1426-426-2930-0	• SEAL, OIL Bague d'étancheité			1	1	1		
73-32	1426-426-2910-0	• COVER, R. Couvercle			1	1	1		
73-33	1426-426-3120-0	• BOLT Vis			4	4	4		

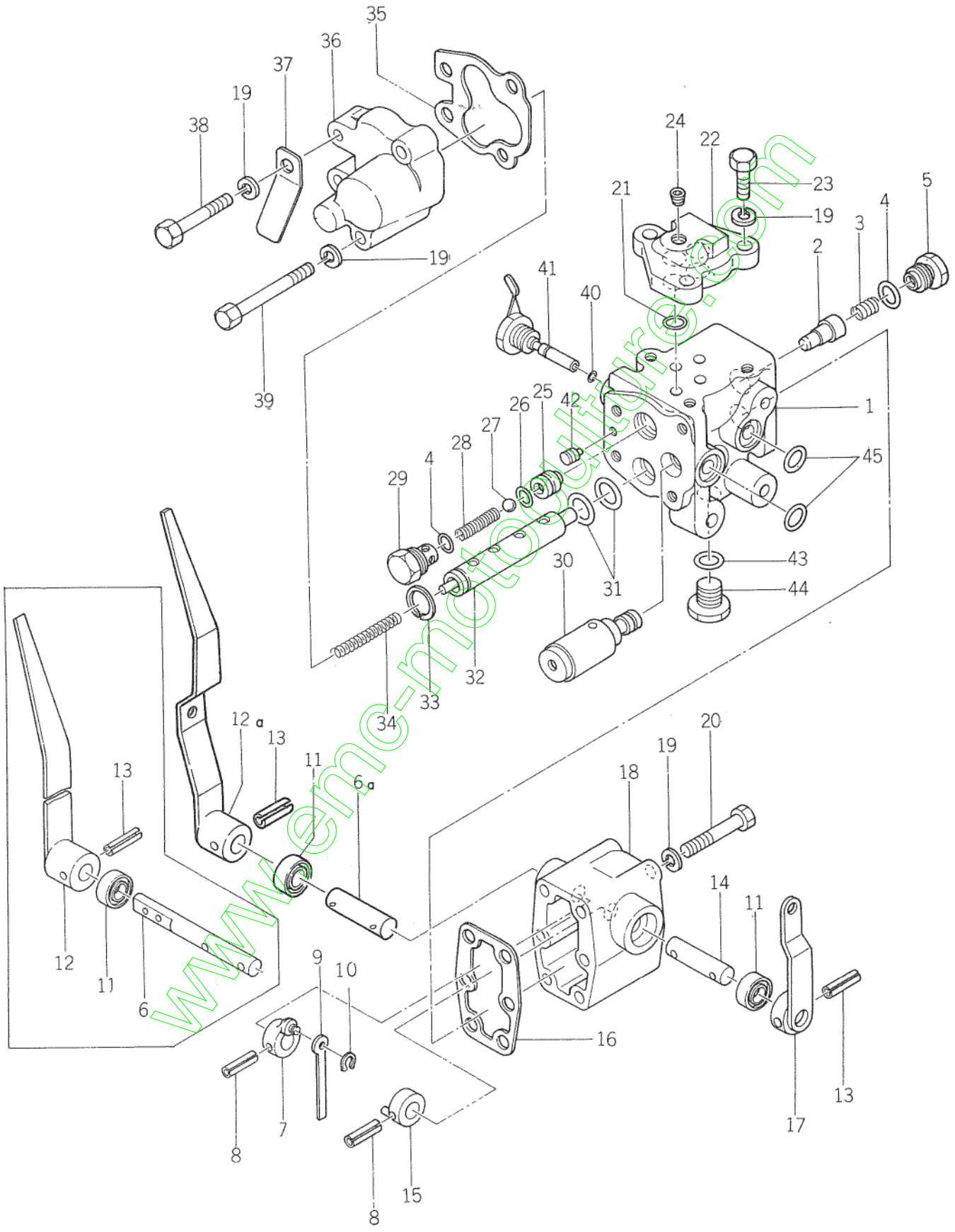
Ref.No. Réf.Nº	Parts No. Pièces Nº	Description Désignation	Model & Q'ty Modél & Quant						Remarks Remarques
			S	D	F-U	F-DU	L-FDU		
73-34	V401-160-0120-0	• WASHER, SP/M12 Rondelle frein			8	8	8		
73-35	1426-426-2970-0	• O-RING Joint torique			2	2	2		
73-36	1426-426-3010-0	• SPRING Ressort			1	1	1		
73-37	1426-426-2980-0	• PIN, SPRING Goupille elastique			1	1	1		
73-38	1426-426-2990-0	• RIVET Reivet			1	1	1		
73-39	1426-426-2960-0	• SHAFT, STEERING Axe de direction			1	1	1		
73-40	1426-426-2950-0	• BUSH, COLUMN Bague			1	1	1		
73-41	1426-462-2940-0	• COLUMN * Condonne de direction			1	1	1		
73-42	V401-160-0080-0	• WASHER, SP/M8 Rondelle frein			4	4	4		
73-43	1426-426-3140-0	• BOLT/M8 X 20 Vis			4	4	4		
73-44	1426-426-3150-0	• SHAFT, SECTOR Axe de bielle pendante			1	1	1		
73-45	1426-426-3160-0	• SCREW, ADJ Vis			1	1	1		
73-46	1426-426-3170-0	• SHIM, ADJ SCREW Cale			1	1	1		
73-47	1426-426-3080-0	• O-RING/S90 Joint torique			1	1	1		
73-48	1426-426-2890-0	• BEARING, NR Roulement a aiguilles			1	1	1		
73-49	1426-426-2880-0	• COVER, SIDE Couvercle			1	1	1		
73-50	1426-426-3210-0	• PACKING Joint			2	2	2		
73-51	1426-426-3180-0	• NUT Ecrou			1	1	1		
73-52	1426-426-3190-0	• NUT, COVER Ecrou			1	1	1		
73-53	1426-426-3130-0	• BOLT/M12 X 32 Vis			4	4	4		
73-54	1426-426-2011-0	• ARM, PITMAN Bras pitman			1	1	1		
73-55	V401-160-0270-0	• WASHER, SP/M27 Rondelle frein			1	1	1		
73-56	V321-260-0270-0	• NUT, SLOTTED/M27 Ecrou a creneaux			1	1	1		
73-56a	1426-426-3220-0	• NUT, SLOTTED/M27 Ecrou a creneaux			1	1	1	(A)	
73-57	V500-155-0050-0	• PIN, SPLT/5 X 50 Goupille fendue			1	1	1		
73- 0-3	1426-426-2400-0	DIVIDER, FLOW SET Soupape			1	1	1		
73-58	1426-426-2410-0	• BODY Corps			1	1	1		
73-59	1426-426-2420-0	• SPRING Ressort			1	1	1		
73-60	V720-102-4020-0	• O-RING/P20 Joint torique			1	1	1		
73-61	1426-426-2430-0	• PLUG Bouchon			1	1	1		
73-62	1426-426-2440-0	• PIPPET Plaque de robinet			1	1	1		
73-63	1426-426-2450-0	• SPRING Ressort			1	1	1		
73-64	1426-426-2470-0	• SHIM Cale			0	0	0		
73-65	V720-102-4014-0	• O-RING/P14 Joint torique			1	1	1		
73-66	1426-426-2460-0	• PLUG Bouchon			1	1	1		
73-67	1426-426-2700-0	VALVE, CHECK SET Soupape de retenue			1	1	1		
73-68	V401-160-0080-0	WASHER, SP/M8 Rondelle frein			3	3	3		
73-69	1426-426-2050-0	BOLT/M8 X 50 Vis			3	3	3		

Ref.No. Réf.Nº.	Parts No. Pièces Nº.	Description Désignation	Model & Q'ty Modél & Quant					Remarks Remarques
			S	D	F.U	F.DU	L.FDU	
73-70	1426-426-2030-0	UNION Raccord de tuyau			1	1	1	
73-71	1426-426-2600-0	PIPE, B SET Tuyau pigide			1	1	1	
73-72	1426-426-2020-0	UNION Reccord de tuyau			2	2	2	
73-73	V720-102-4018-0	O-RING/P18 Joint torique			2	2	2	
73-74	1426-426-2500-0	PIPE, A SET Tuyau rigide			1	1	1	
73-75	1426-426-2040-0	UNION Reccord de tuyau			1	1	1	

www.emc-motoculture.com



**Fig.74 CONTROL VALVE**  
 Soupape de controle





Ref.No. Réf.Nº.	Parts No. Pièces Nº.	Description Désignation	Model & Q'ty Modél & Quant					Remarks Remarques
			S	D	F-U	F-DU	L-FDU	
74- 0-1	1424-505-2300-0	VALVE, CONTROL ASSY Soupape de controle	1	1	1	1	1	© { S #002731~ D #101408~ F #005704~
74- 0-1a	1424-505-2301-0	VALVE, CONTROL ASSY Soupape de controle	1	1	1	1	1	
74- 1	1424-505-2310-0	• BODY Corps	1	1	1	1	1	
74- 2	1424-505-2350-0	• VALVE, UNLOAD Robinet de vidange	1	1	1	1	1	© { S #002731~ D #101408~ F #005704~
74- 3	1424-505-2510-0	• SPRING Ressort	1	1	1	1	1	
74- 4	V720-102-4015-0	• O-RING/P15 HS70 Joint torique	2	2	2	2	2	
74- 5	1424-505-2360-0	• PLUG Bouchon	1	1	1	1	1	© { S #002731~ D #101408~ F #005704~
74- 6	1424-505-2580-0	• SHAFT Arbre	1	1	1	1	1	
74- 6a	1424-505-2420-0	• SHAFT Arbre	1	1	1	1	1	
74- 7	1424-505-2430-0	• ARM Bras	1	1	1	1	1	© { S #002731~ D #101408~ F #005704~
74- 8	V580-140-5018-0	• PIN, SPRING/5 x 18 Goupille elastique	2	2	2	2	2	
74- 9	1424-505-2450-0	• LINK Barre	1	1	1	1	1	
74-10	1424-505-2460-0	• RING, SNAP Collet d'axe	1	1	1	1	1	© { S #002731~ D #101408~ F #005704~
74-11	1424-505-2550-0	• SEAL, OIL Bague d'étancheite	2	2	2	2	2	
74-12	1424-505-2530-0	• LEVER Lever de commands	1	1	1	1	1	
74-12a	1424-505-2531-0	• LEVER Lever de commands	1	1	1	1	1	© { S #002731~ D #101408~ F #005704~
74-13	V580-140-5028-0	• PIN, SPRING/5 x 28 Goupille elastique	2	2	2	2	2	
74-14	1424-505-2420-0	• SHAFT Arbre	1	1	1	1	1	
74-15	1424-505-2440-0	• ARM Bras	1	1	1	1	1	© { S #002731~ D #101408~ F #005704~
74-16	1424-505-0020-0	• GASKET Joint	1	1	1	1	1	
74-17	1424-505-2590-0	• LINK, FEEDBACK Barre	1	1	1	1	1	
74-18	1424-505-2330-0	• CAP Capuchon	1	1	1	1	1	© { S #002731~ D #101408~ F #005704~
74-19	V401-160-0080-0	• WASHER, SP/M8 Rondelle frein	13	13	13	13	13	
74-20	V201-260-8080-0	• BOLT/M8 x 80 Vis	6	6	6	6	6	
74-21	V720-102-4012-0	• O-RING/P12 HS70 Joint torique	4	4	4	4	4	© { S #002731~ D #101408~ F #005704~
74-22	1424-505-2410-0	• COVER Couvercle	1	1	1	1	1	
74-23	V201-260-8025-0	• BOLT/M8 x 25 Vis	3	3	3	3	3	
74-24	V780-100-0002-0	• PLUG Bouchon	1	1	1	1	1	© { S #002731~ D #101408~ F #005704~
74-25	1424-505-2380-0	• SEAT Cuvette	1	1	1	1	1	
74-26	V720-102-4010-0	• O-RING/P10A HS70 Joint torique	1	1	1	1	1	
74-27	1424-505-2470-0	• BALL, STEEL Bille	1	1	1	1	1	© { S #002731~ D #101408~ F #005704~
74-28	1424-505-2490-0	• SPRING Ressort	1	1	1	1	1	
74-29	1424-505-2390-0	• PLUG Bouchon	1	1	1	1	1	
74-30	1424-505-2370-0	• VALVE, RELIEF ASSY Soupape de decharge	1	1	1	1	1	© { S #002731~ D #101408~ F #005704~
74-31	V720-102-4022-0	• O-RING/P22 HS70 Joint torique	2	2	2	2	2	
74-32	1424-505-2320-0	• LAP ASSY Tige	1	1	1	1	1	
74-33	1424-505-2520-0	• RING SNAP/S Collet d'axe	1	1	1	1	1	© { S #002731~ D #101408~ F #005704~
74-34	1424-505-2480-0	• SPRING, RETURN Ressort	1	1	1	1	1	

Ref.No. Réf.Nº	Parts No. Pièces Nº	Description Désignation	Model & Q'ty Modél & Quant					Remarks Remarques
			S	D	F.U	F.DU	L.FDU	
74-35	1424-505-0030-0	• GASKET Joint	1	1	1	1	1	
74-36	1424-505-2340-0	• CAP Capuchon	1	1	1	1	1	
74-37	1424-505-2610-0	• PLATE Plaque	1	1	1	1	1	
74-38	V201-260-8036-0	• BOLT/M8 X 36 Vis	1	1	1	1	1	
74-39	V201-260-8063-0	• BOLT/M8 X 63 Vis	1	1	1	1	1	
74-40	V720-101-9009-0	• O-RING/P9 HS70 Joint torique	1	1	1	1	1	
74-41	1424-505-2540-0	• ADJUSTER ASSY Levier de réglage	1	1	1	1	1	
74-42	1424-505-2560-0	• SCREW Vis	1	1	1	1	1	
74-43	V720-102-4018-0	• O-RING/P18 HS70 Joint torique	1	1	1	1	1	
74-44	1424-505-2570-0	• PLUG Bouchon	1	1	1	1	1	
74-45	V720-102-4016-0	• O-RING/P16 HS70 Joint torique	2	2	2	2	2	

www.emc-motoculture.com

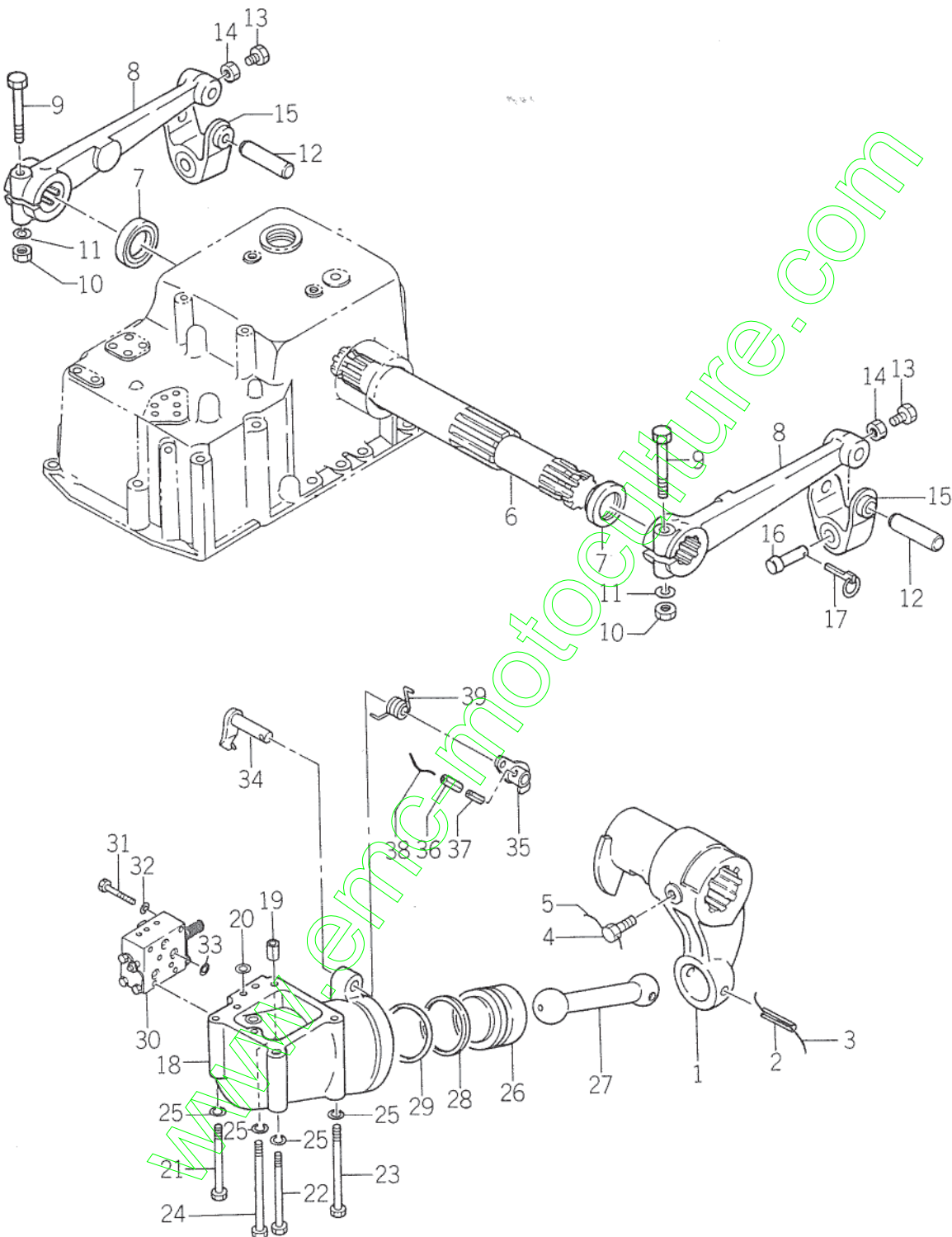




Ref.No. Réf.Nº.	Parts No. Pièces Nº.	Description Désignation	Model & Q'ty Modél & Quant					Remarks Remarques
			S	D	F-U	F-DU	L-FDU	
75- 1	1426-571-2101-0	CASE, CYL SET Corps de cylindre	1	1	1	1	1	
75- 2	1404-501-0090-0	BUSH/50 Coussinet	1	1	1	1	1	
75- 3	1404-501-0100-0	BUSH/45 Coussinet	1	1	1	1	1	
75- 4	1421-207-0030-0	NIPPLE, BREATHER/30 Raccord de tuyau	2	2	2	2	2	
75- 5	1421-501-0060-0	PIPE, BREATHER/7 x 11 x 350 Conduit	1	1	1	1	1	
75- 6	1414-501-0080-0	CAP, OIL Bouchon	1	1	1	1	1	
75- 7	1404-201-0180-0	PACKING, OIL CAP Joint	1	1	1	1	1	
75- 8	V781-100-0006-0	PLUG Bouchon	1	1	1	1	1	
75- 9	V780-100-0002-0	PLUG Bouchon	1	1	1	1	1	
75-10	V300-460-0100-0	NUT/M10 7T Erou	5	5	5	5	5	
75-11	V201-461-0030-0	BOLT/M10 x 30 9T Vis	7	7	7	7	7	
75-12	V201-461-0155-0	BOLT/M10 x 155 9T Vis	2	2	2	2	2	
75-13	V201-461-0085-0	BOLT/M10 x 85 9T Vis	1	1	1	1	1	
75-14	V401-160-0100-0	WASHER, SP/M10 Rondelle frein	15	15	15	15	15	
75-15	V251-260-8020-0	STUD/M8 x 20 Goujor	4	4	4	4	4	
75-16	1415-501-0020-0	PACKING, CYL CASE Joint	2	2	2	2	2	
75-17	1426-501-1010-0	PAN, OIL Carter d'huile	1	1	1	1	1	
75-18	1426-571-2001-0	VALVE, RETURN CHECK Robinet de trop plein retenue	1	1	1	1	1	See Fig. 82
75-19	V201-260-8045-0	BOLT/M8 x 45 Vis	3	3	3	3	3	
75-20	V401-160-0080-0	WASHER, SP/M8 Rondelle frein	3	3	3	3	3	
75-21	V720-112-4014-0	O-RING/P14 Joint torique	3	3	3	3	3	
75-22	1426-571-0020-0	KNOB, SLOW RETURN Bouton	1	1	1	1	1	
75-23	V302-260-0080-0	NUT/M8 Erou	1	1	1	1	1	
75-24	1426-571-0030-0	METAL, FILTER Support	1	1	1	1	1	
75-25	V303-260-0080-0	NUT/M8 Erou	4	4	4	4	4	
75-26	V401-160-0080-0	WASHER, SP/M8 Rondelle frein	4	4	4	4	4	
75-27	V720-102-4020-0	O-RING/P20 Joint torique	1	1	1	1	1	
75-28	1426-571-0040-0	FILTER, SUCTION Filtre	1	1	1	1	1	
75-29	1426-571-0050-0	CONNECTOR Raccord	1	1	1	1	1	
75-30	1426-571-0060-0	COVER, SUB CONTROL Couvercle	1	1	1	1	1	
75-31	V201-260-8030-0	BOLT/M8 x 30 Vis	4	4	4	4	4	
75-32	V401-160-0080-0	WASHER, SP/M8 Rondelle frein	4	4	4	4	4	
75-33	V720-112-4014-0	O-RING/P14 Joint torique	4	4	4	4	4	
75-34	1426-571-0070-0	HOLDER, KNOB Griffe	1	1	1	1	1	
75-35	V201-260-8016-0	BOLT/M8 x 16 Vis	2	2	2	2	2	
75-36	V401-160-0080-0	WASHER, SP/M8 Rondelle frein	3	2	2	2	2	
75-37	V781-100-0006-0	PLUG/PT3/8 Bouchon	1	1	1	1	1	

# Fig.76 LIFT ARM AND CYLINDER(G-type)

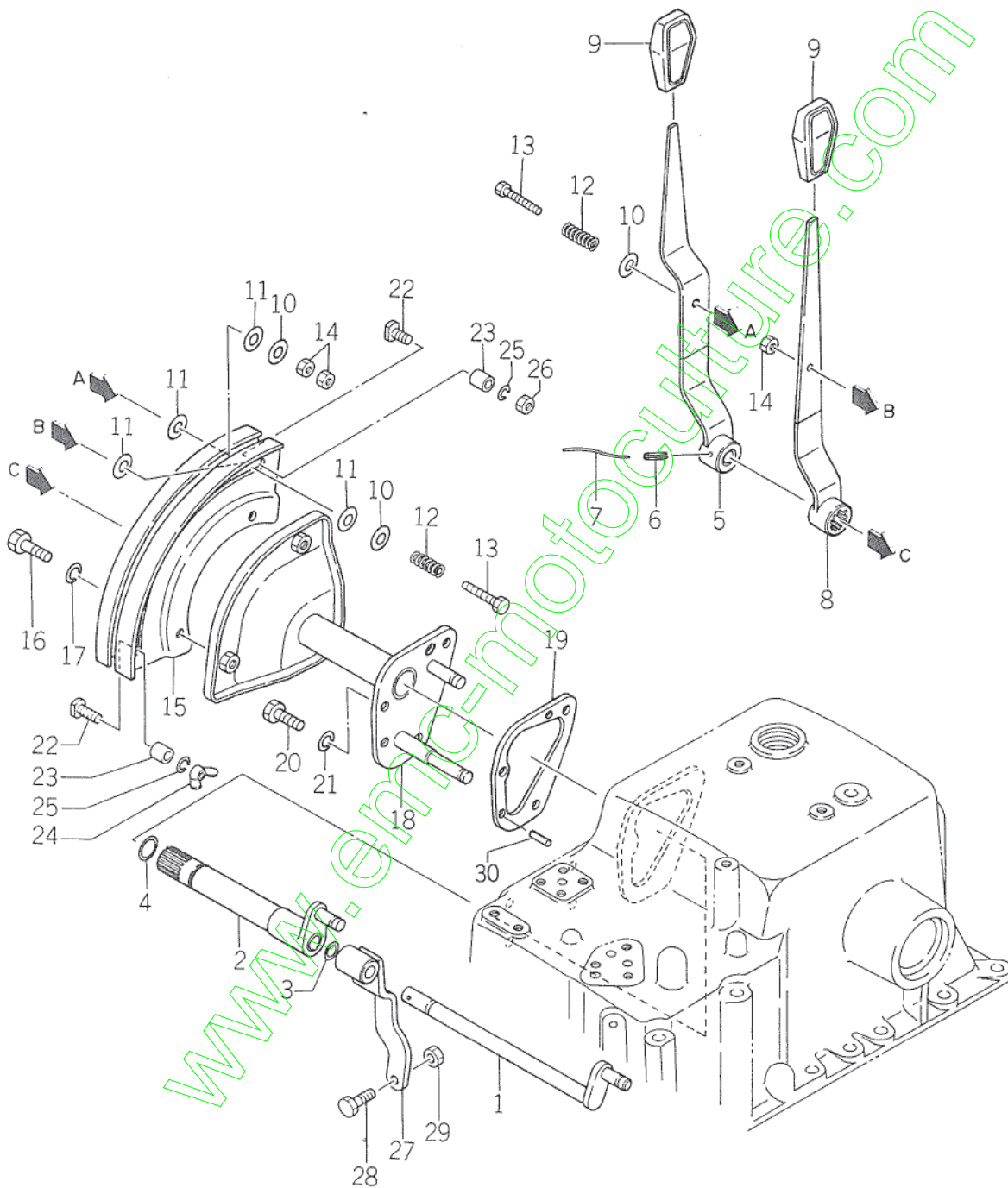
Relevage bras





Ref.No. Réf.Nº.	Parts No. Pièces Nº.	Description Désignation	Model & Q'ty Modél & Quant					Remarks Remarques
			S	D	F-U	F-DUL	F-DC	
76- 1	1426-572-2000-0	CRANK, LIFT Chape	1	1	1	1	1	
76- 2	V580-140-8056-0	PIN, SPRING W/8 x 56 Goupille elastique	1	1	1	1	1	
76- 3		WIRE/1.2 x 100 Fil	1	1	1	1	1	
76- 4	1403-209-0060-0	BOLT/M8 x 20 Vis	1	1	1	1	1	
76- 5		WIRE/1.2 x 200 Fil	1	1	1	1	1	
76- 6	1415-503-0040-0	SHAFT, LIFT Arbre de relevage	1	1	1	1	1	
76- 7	V745-145-6009-0	SEAL, OIL/TB 45609 Bague d'etancheite	2	2	2	2	2	
76- 8	1431-557-0010-0	ARM, LIFT LH Bras de relevage G.	2	2	2	2	2	
76- 9	1404-502-0080-0	BOLT, LIFT ARM SET Vis	2	2	2	2	2	
76-10	V300-460-0120-0	NUT/M12 Ecrou	2	2	2	2	2	
76-11	V401-160-0120-0	WASHER, SP/M12 Rondelle frein	2	2	2	2	2	
76-12	1415-503-0030-0	PIN, LIFT ARM Goupille	2	2	2	2	2	
76-13	1404-502-0130-0	BOLT/M8 x 25 Vis	2	2	2	2	2	
76-14	V302-260-0080-0	NUT/M8 Ecrou	2	2	2	2	2	
76-15	1415-503-2000-0	FORK, LIFT BRACKET Fourch	2	2	2	2	2	
76-16	7963-613-0040-0	PIN/19 x 84 Goupille	2	2	2	2	2	
76-17	1421-502-0020-0	PIN, LINK Goupille	2	2	2	2	2	
76-18	1426-574-0010-0	CYLINDER Cylindre	1	1	1	1	1	
76-19	1426-574-0020-0	PIPE, KNOCK Goupille	2	2	2	2	2	
76-20	V720-112-4014-0	O-RING/P14 HS90 Joint torique	4	4	4	4	4	
76-21	V201-461-2100-0	BOLT/M12 x 100 9T Vis	1	1	1	1	1	
76-22	V201-461-2120-0	BOLT/M12 x 120 9T Vis	1	1	1	1	1	
76-23	V201-461-2130-0	BOLT/M12 x 130 9T Vis	1	1	1	1	1	
76-24	V201-461-2150-0	BOLT/M12 x 150 9T Vis	1	1	1	1	1	
76-25	V401-160-0120-0	WASHER, SP/M12 Rondelle frein	4	4	4	4	4	
76-26	1415-505-0040-0	PISTON Piston	1	1	1	1	1	
76-27	1415-505-0050-0	ROD Tige	1	1	1	1	1	
76-28	1415-505-0060-0	RING, BACK-UP/P65 Rondelle de recul	1	1	1	1	1	
76-29	V720-105-7065-0	O-RING/P65 Joint torique	1	1	1	1	1	
76-30	1426-574-2000-0	VALVE, CONTROL ASSY Soupape de controle	1	1	1	1	1	See Fig. 80
76-31	V201-260-8060-0	BOLT/M8 x 60 Vis	4	4	4	4	4	
76-32	V401-160-0080-0	WASHER, SP/M8 Rondelle frein	4	4	4	4	4	
76-33	V720-112-4012-0	O-RING/P12 HS90 Joint torique	3	3	3	3	3	
76-34	1426-574-2100-0	ARM, UP STOP Lever	1	1	1	1	1	
76-35	1426-574-2200-0	BOSS, UP STOP Bossage	1	1	1	1	1	
76-36	V580-140-5022-0	PIN, SPRING W/5 x 22 Goupille elastique	1	1	1	1	1	
76-37	V580-140-3022-0	PIN, SPRING W/3 x 22 Goupille elastique	1	1	1	1	1	
76-38		WIRE/0.9 x 100 Fil	1	1	1	1	1	
76-39	1426-574-0030-0	SPRING, TORQUE/22 Ressort	1	1	1	1	1	

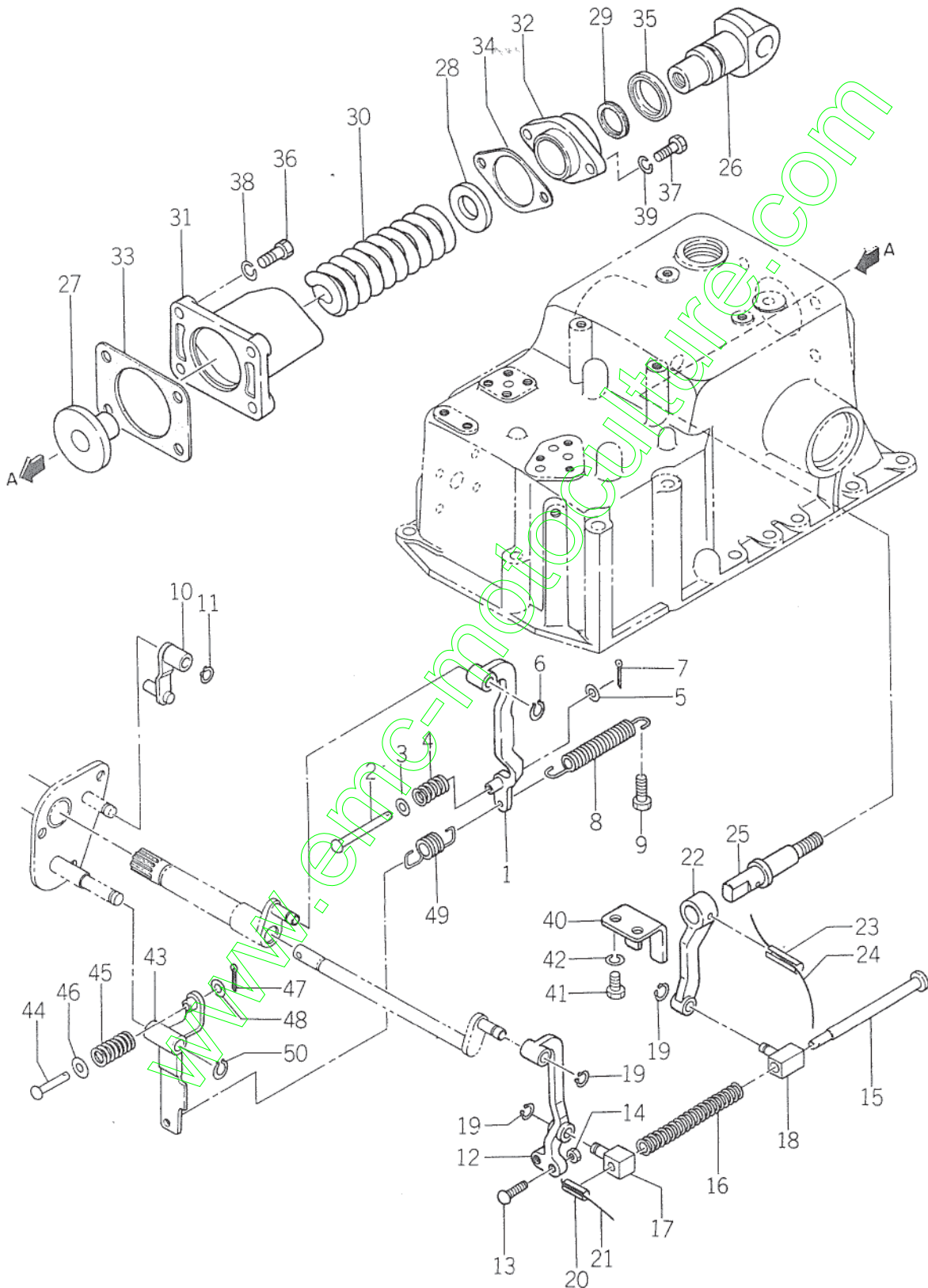
**Fig.77 DRAFT AND POSITION LEVER SYSTEM (G-type)**  
Levier de commande



Ref. No. Réf. No.	Parts No. Pièces No.	Description Désignation	Model & Q'ty Modél & Quant					Remarks Remarques
			S	D	F-U	F-DU	L-FDU	
77-1	1426-574-2500-0	CAM, DRAFT Came	1	1	1	1	1	
77-2	1426-574-2600-0	CAM, POSITION Came	1	1	1	1	1	
77-3	V720-101-9010-0	O-RING/P10 Joint torique	1	1	1	1	1	
77-4	V720-102-4018-0	O-RING/P18 Joint torique	1	1	1	1	1	
77-5	1426-574-2700-0	LEVER, DRAFT Lever	1	1	1	1	1	
77-6	V580-140-4030-0	PIN, SPRING W/4 x 30 Goupille elastique	1	1	1	1	1	
77-7		WIRE/0.9 x 100 Fil	1	1	1	1	1	
77-8	1426-574-2800-0	LEVER, POSITION Lever	1	1	1	1	1	
77-9	1432-242-0040-0	GRIP, B Poignee	2	2	2	2	2	
77-10	1421-507-0140-0	WASHER/6 x 24 x 2 Rondelle	2	2	2	2	2	
77-11	1421-507-0130-0	LINING Rondelle	4	4	4	4	4	
77-12	1426-574-0290-0	SPRING, PRESS/28 Ressort	2	2	2	2	2	
77-13	V200-260-6045-0	BOLT/M6 x 45 Vis	2	2	2	2	2	
77-14	V300-260-0060-0	NUT/M6 Ecou	3	3	3	3	3	
77-15	1426-574-2900-0	GUIDE, LEVER Secteur de guidage	1	1	1	1	1	
77-16	V201-260-8016-0	BOLT/M8 x 16 Vis	2	2	2	2	2	
77-17	V401-160-0080-0	WASHER, SP/M8 Rondelle frein	2	2	2	2	2	
77-18	1426-574-3001-0	HOLDER, GUIDE Griffe	1	1	1	1	1	
77-19	1426-574-0311-0	PACKING, HOLDER Joint	1	1	1	1	1	
77-20	V201-260-8016-0	BOLT/M8 x 16 Vis	3	3	3	3	3	
77-21	V401-160-0080-0	WASHER, SP/M8 Rondelle frein	3	3	3	3	3	
77-22	1421-507-0161-0	BOLT, LEVER SET Vis	2	2	2	2	2	
77-23	1421-507-0170-0	COLLAR/9 x 14 x 8 Collier	2	2	2	2	2	
77-24	V370-160-0080-0	NUT, WING/M8 Ecou	1	1	1	1	1	
77-25	V401-160-0080-0	WASHER, SP/M8 Rondelle frein	2	2	2	2	2	
77-26	V303-260-0080-0	NUT/M8 Ecou	1	1	1	1	1	
77-27	1426-574-2300-0	ARM, SPOOL Bras	1	1	1	1	1	
77-28	1426-574-0080-0	ROD, B Bielle	1	1	1	1	1	
77-29	V302-260-0080-0	NUT/M8 Ecou	1	1	-1	1	1	
77-30	V580-140-6016-0	PIN, SPRING/W6 x 16 Goupille elastique	2	2	2	2	2	

# Fig.78 SPRING CASE SYSTEM(G-type)

Carter de ressort



Ref.No. Réf.Nº	Parts No. Pièces Nº	Description Désignation	Model & Q'ty Modél & Quant					Remarks Remarques
			S	D	F-U	F-DU	L-FDU	
78- 1	1426-574-0090-0	ARM, POSITION Bras	1	1	1	1	1	
78- 2	1426-574-0110-0	ROD, C Bielle	1	1	1	1	1	
78- 3	1432-506-0320-0	WASHER/18 Rondelle	1	1	1	1	1	
78- 4	1426-574-0120-0	SPRING, PRESS/37 Ressort	1	1	1	1	1	
78- 5	V413-160-0060-0	WASHER/M6 Rondelle	1	1	1	1	1	
78- 6	V704-140-0100-0	RING, SNAP/C 10 Collet d'axe	1	1	1	1	1	
78- 7	V500-152-5015-0	PIN, SPLIT Goupille fendue	1	1	1	1	1	
78- 8	1432-506-0030-0	SPRING, TENSION/107 Ressort	1	1	1	1	1	
78- 9	V201-260-8020-0	BOLT/M8 x 20 Vis	1	1	1	1	1	
78-10	1426-574-2400-0	ARM, ROD Bras	1	1	1	1	1	
78-11	V704-140-0100-0	RING, SNAP/C 10 Collet d'axe	1	1	1	1	1	
78-12	1426-574-0130-0	ARM, DRAFT Bras	1	1	1	1	1	
78-13	1426-574-0140-0	ROD Bielle	2	2	2	2	2	
78-14	V302-260-0080-0	NUT/M8 Ecrou	2	2	2	2	2	
78-15	1426-574-0150-0	ROD, DRAFT Bielle	1	1	1	1	1	
78-16	1426-574-0160-0	SPRING, PRESS/112 Ressort	1	1	1	1	1	
78-17	1432-506-0090-0	HOLDER, ROD A Griffe	1	1	1	1	1	
78-18	1432-506-0110-0	HOLDER, ROD B Griffe	1	1	1	1	1	
78-19	V704-140-0100-0	RING, SNAP/C 10 Collet d'axe	3	3	3	3	3	
78-20	V580-140-3016-0	PIN, SPRING W/3 x 10 Goupille elastique	1	1	1	1	1	
78-21		WIRE/0.9 x 50 Fil	1	1	1	1	1	
78-22	1426-574-0170-0	BOSS, DRAFT Bossage	1	1	1	1	1	
78-23	V580-140-5030-0	PIN, SPRING W/5 x 30 Goupille elastique	1	1	1	1	1	
78-24		WIRE/0.9 x 150 Fil	1	1	1	1	1	
78-25	1426-574-0180-0	HOLDER, SPRING A Griffe	1	1	1	1	1	
78-26	1426-574-0190-0	HOLDER, SPRING B Griffe	1	1	1	1	1	
78-27	1432-506-0170-0	STOPPER, SPRING Pastille	1	1	1	1	1	
78-28	1432-506-0180-0	WASHER/27 x 48 x 6 Rondelle	1	1	1	1	1	
78-29	1426-574-0210-0	X-RING Anneau d'etancheite	1	1	1	1	1	
78-30	1426-574-0220-0	SPRING, PRESS/68 Ressort	1	1	1	1	1	
78-31	1426-574-0230-0	CASE, SPRING A Carter de ressort	1	1	1	1	1	
78-32	1426-574-0240-0	CASE, SPRING B Carter de ressort	1	1	1	1	1	
78-33	1426-574-0250-0	PACKING, CASE A Joint	1	1	1	1	1	
78-34	1426-574-0260-0	PACKING, CASE B Joint	1	1	1	1	1	
78-35	1426-574-0270-0	SEAL, DUST Bague d'etancheite	1	1	1	1	1	
78-36	V201-461-0030-0	BOLT/M10 x 30 9T Vis	4	4	4	4	4	
78-36	V201-460-8025-0	BOLT/M8 x 25 9T Vis	2	2	2	2	2	
78-38	V401-160-0100-0	WASHER, SP/M10 Rondelle frein	4	4	4	4	4	

Ref.No. Réf.Nº.	Parts No. Pièces N°.	Description Désignation	Model & Q'ty Modél & Quant					Remarks Remarques
			S	D	F-U	F-DU	L-FDU	
78-39	V401-160-0080-0	WASHER, SP/M8 Rondelle frein	2	2	2	2	2	
78-40	1426-574-0280-0	STOPPER, HOLDER Pastille	1	1	1	1	1	
78-41	V201-260-8016-0	BOLT/M8 x 16 Vis	2	2	2	2	2	
78-42	V401-160-0080-0	WASHER, SP/M8 Rondelle frein	2	2	2	2	2	
78-43	1426-574-0040-0	ARM, SPOOL Bras	1	1	1	1	1	
78-44	1426-574-0050-0	ROD, A Bielle	1	1	1	1	1	
78-45	1426-574-0060-0	SPRING, PRESS/23 Ressort	1	1	1	1	1	
78-46	1432-506-0320-0	WASHER/18 Rondelle	1	1	1	1	1	
78-47	V500-152-5015-0	PIN, SPLIT/2.5 x 15 Goupille fendue	1	1	1	1	1	
78-48	V413-160-0060-0	WASHER/M6 Rondelle	1	1	1	1	1	
78-49	1426-574-0070-0	SPRING, TENSION/47 Rondelle	1	1	1	1	1	
78-50	V704-140-0100-0	RING, SNAP/C 10 Collet d'axe	1	1	1	1	1	

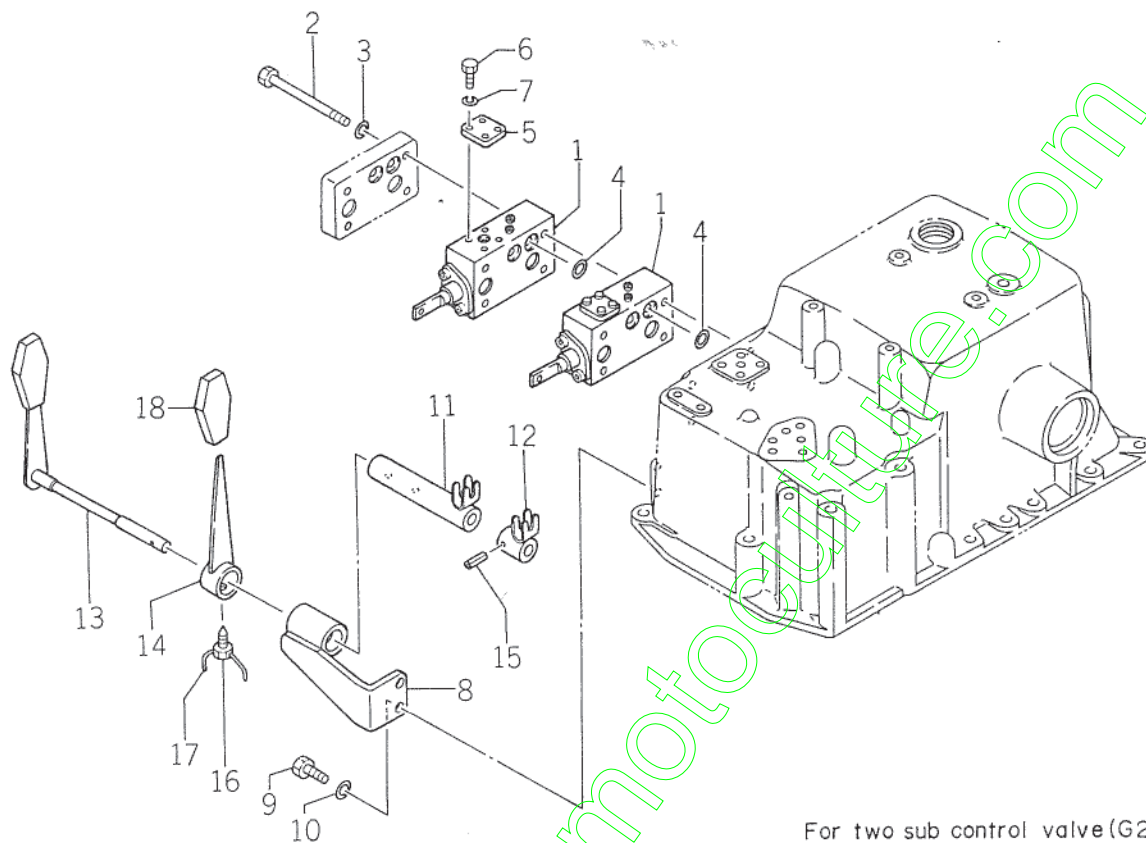
www.emc-motoculture.com





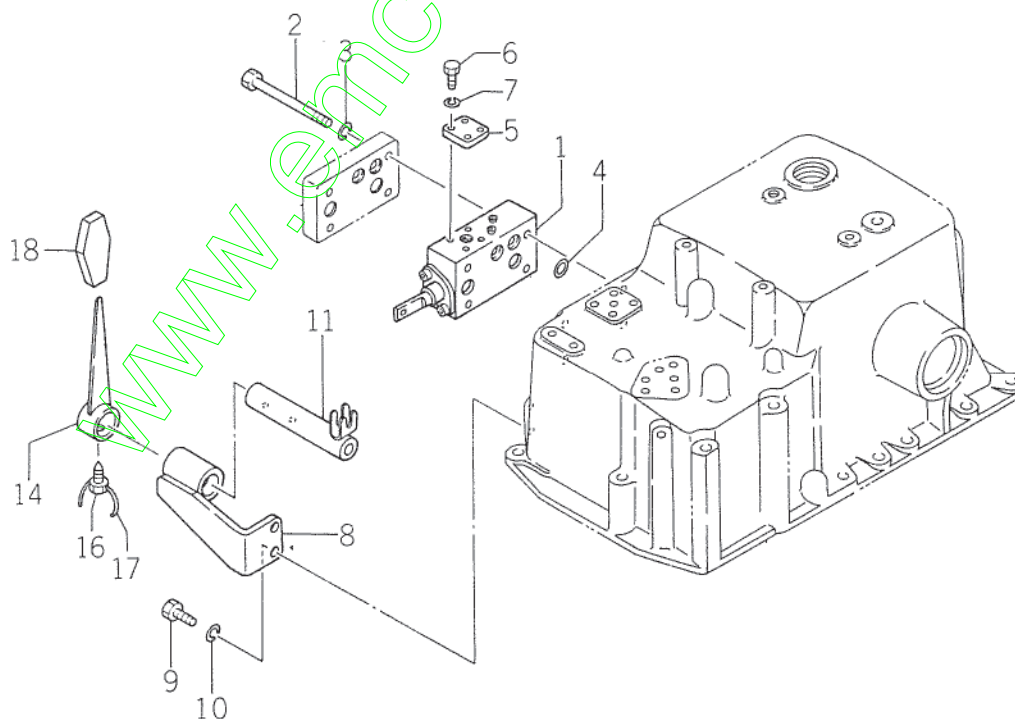
# Fig.79 SUB CONTROL SYSTEM (G-type) LEVER

Levier de sous-commande



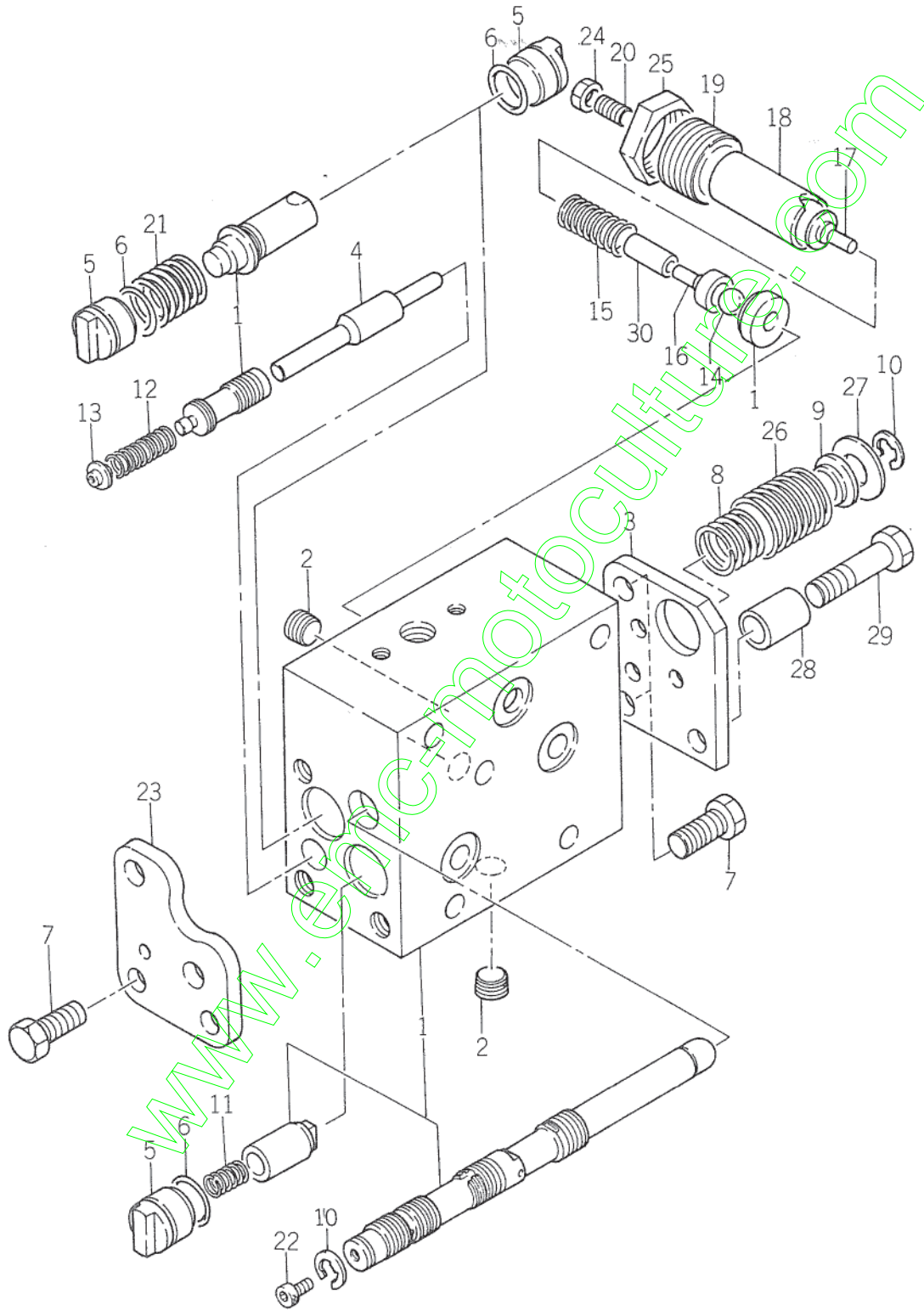
For two sub control valve (G2)

For one sub control valve (G1)



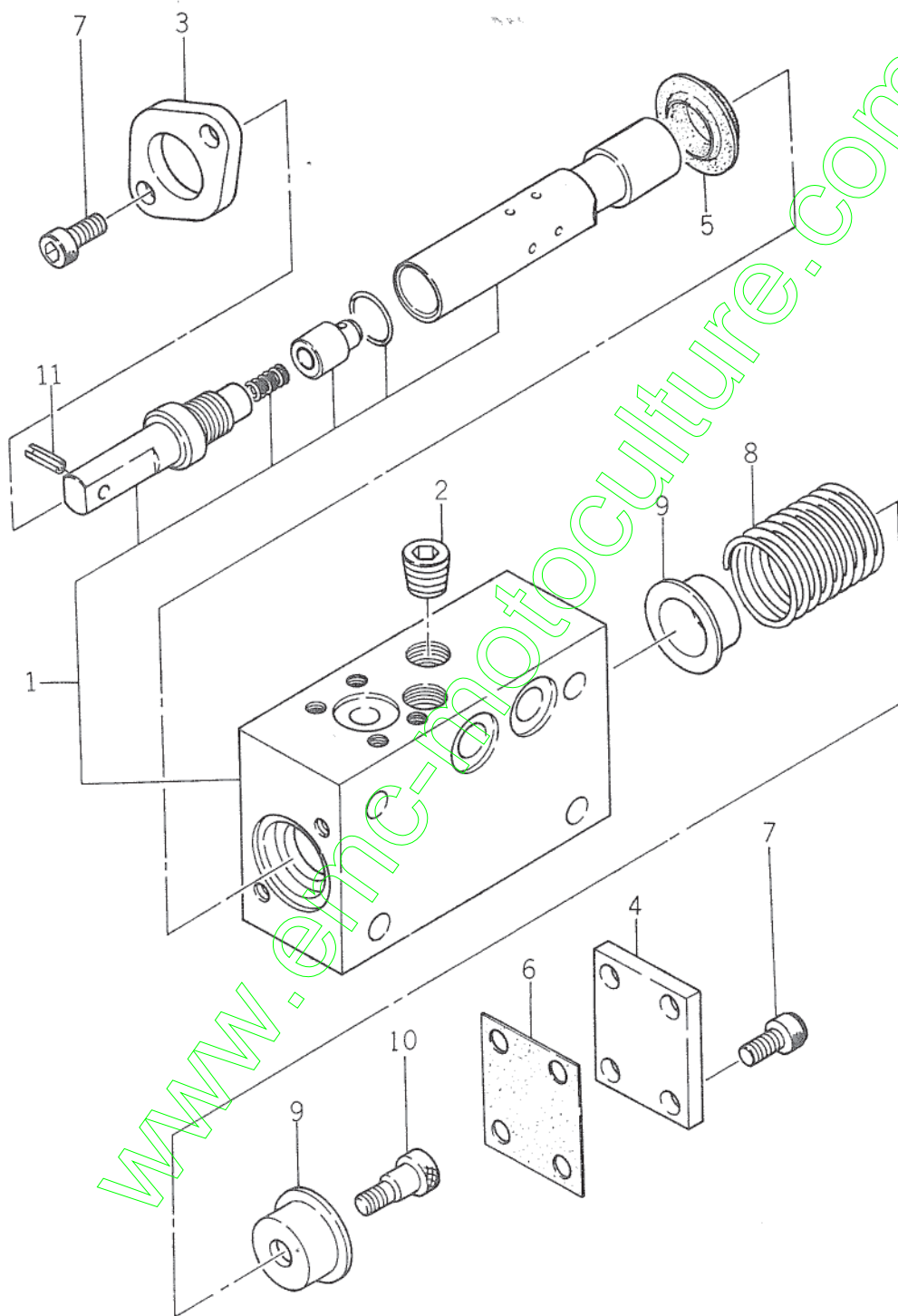
Ref.No. Réf.Nº.	Parts No. Pièces Nº.	Description Désignation	Model & Q'ty Modél & Quant					Remarks Remarques
			S	D	F-U	F-DU	LEDU	
			79- 1	1426-584-2000-0	VLAVE, SUB CONTROL ASSY Soupape	2	2	
79- 2	V201-460-8105-0	BOLT/M8 x 105 Vis	4	4	4	4	4	★ For G2
79-2-1	V201-460-8065-0	BOLT/M8 x 65 Vis	4	4	4	4	4	★
79- 3	V401-160-0080-0	WASHER, SP/M8 Rondelle frein	4	4	4	4	4	★
79- 4	V720-112-4014-0	O-RING/P14 HS90 Joint torique	10	10	10	10	10	★ G1....5 pcs.
79- 5	1426-584-0010-0	COVER, C-PORT Couvercle	2	2	2	2	2	★ G1....1 pce.
79- 6	V200-260-6016-0	BOLT/M6 x 16 Vis	8	8	8	8	8	★ G1....4 pcs.
79- 7	V401-160-0060-0	WASHER, SP/M6 Rondelle frein	8	8	8	8	8	★ G1....4 pcs.
79- 8	1426-584-2200-0	BASE Socle	1	1	1	1	1	★
79- 9	V201-260-8020-0	BOLT/M8 x 20 Vis	2	2	2	2	2	★
79-10	V401-160-0080-0	WASHER, SP/M8 Rondelle frein	2	2	2	2	2	★
79-11	1426-584-2300-0	BOSS, SUB CONTROL A Bossage	1	1	1	1	1	★
79-12	1426-584-2400-0	BOSS, SUB CONTROL B Bossage	1	1	1	1	1	★ For G2
79-13	1426-584-2500-0	LEVER, SUB CONTROL A Lever	1	1	1	1	1	★ For G2
79-14	1426-584-2600-0	LEVER, SUB CONTROL B Lever	1	1	1	1	1	★
79-15	V580-140-3022-0	PIN, SPRING/3 x 22 Goupille elastique	1	1	1	1	1	★ For G2
79-16	1403-209-0060-0	BOLT/M8 x 20 Vis	1	1	1	1	1	★
79-17		WIRE/0.9 x 150 Fil	2	2	2	2	2	★
79-18	1432-242-0040-0	GRIP, B Poignee	2	2	2	2	2	★

**Fig.80 CONTROL VALVE(G-type)**  
Soupape de controle



Ref.No. Réf.No.	Parts No. Pièces No.	Description Désignation	Model & Q'ty Modél & Quant					Remarks Remarques									
			S	D	F	U	F		D	U	L	E	D	U			
80-0-1	1426-574-2000-0	VALVE, CONTROL ASSY Soupape de controle	1	1	1	1	1										
80- 1	1432-505-2011-0	• CASE Corps de soupape	1	1	1	1	1	1									
80- 2	1432-501-2470-0	• PLUG/PT 1/8 Bouchon	2	2	2	2	2	2									
80- 3	1432-505-2020-0	• COVER, A Couvercle	1	1	1	1	1	1									
80- 4	1432-505-2030-0	• BUSH Manchon	1	1	1	1	1	1									
80- 5	1432-505-2040-0	• PLUG, A Bouchon	3	3	3	3	3	3									
80- 6	V720-112-4012-0	• O-RING/P12 HS90 Joint torique	3	3	3	3	3	3									
80- 7	V200-360-8016-0	• BOLT/M8 x 16 7T Vis	5	5	5	5	5	5									
80- 8	1432-505-2050-0	• SPRING, E Ressort	1	1	1	1	1	1									
80- 9	1432-505-2060-0	• SEAT, SPRING B Coupelle de ressort	1	1	1	1	1	1									
80-10	V710-140-0070-0	• RING, SNAP/E 7 Collet d'axe	2	2	2	2	2	2									
80-11	1432-505-2070-0	• SPRING, A Ressort	1	1	1	1	1	1									
80-12	1432-505-2080-0	• SPRING, B Ressort	1	1	1	1	1	1									
80-13	1432-505-2090-0	• SEAT, SPRING D Coupelle de ressort	1	1	1	1	1	1									
80-14	1432-505-2110-0	• BALL Bille	1	1	1	1	1	1									
80-15	1432-505-2120-0	• SPRING, C Ressort	1	1	1	1	1	1									
80-16	1432-505-2131-0	• SEAT, SPRING A Coupelle de ressort	1	1	1	1	1	1									
80-17	1432-505-2141-0	• SEAT, SPRING C Coupelle de ressort	1	1	1	1	1	1									
80-18	1432-505-2151-0	• BODY Corps	1	1	1	1	1	1									
80-19	1432-505-2160-0	• PLUG, RELIEF Bouchon de clapet de décharge	1	1	1	1	1	1									
80-20	1432-505-2170-0	• SCREW, ADJ Vis	1	1	1	1	1	1									
80-21	1432-505-2180-0	• SPRING, D Ressort	1	1	1	1	1	1									
80-22	V220-440-4008-0	• BOLT/M4 x 8 Vis	1	1	1	1	1	1									
80-23	1432-505-2190-0	• COVER, B Couvercle	1	1	1	1	1	1									
80-24	V302-260-0060-0	• NUT/M6 Erou	1	1	1	1	1	1									
80-25	1432-505-2210-0	• NUT Erou	1	1	1	1	1	1									
80-26	1432-505-2220-0	• SPRING, F Ressort	1	1	1	1	1	1									
80-27	1432-505-2230-0	• SEAT, SPRING E Coupelle de ressort	1	1	1	1	1	1									
80-28	1426-574-2010-0	• COLLAR Collier	1	1	1	1	1	1									
80-29	V200-360-8030-0	• BOLT/M8 x 30 Vis	1	1	1	1	1	1									
80-30	1432-505-2240-0	• SLEEVE Douille	1	1	1	1	1	1									

**Fig.81 SUB CONTROL VALVE(G-type)**  
Soupape de sous-contrôle



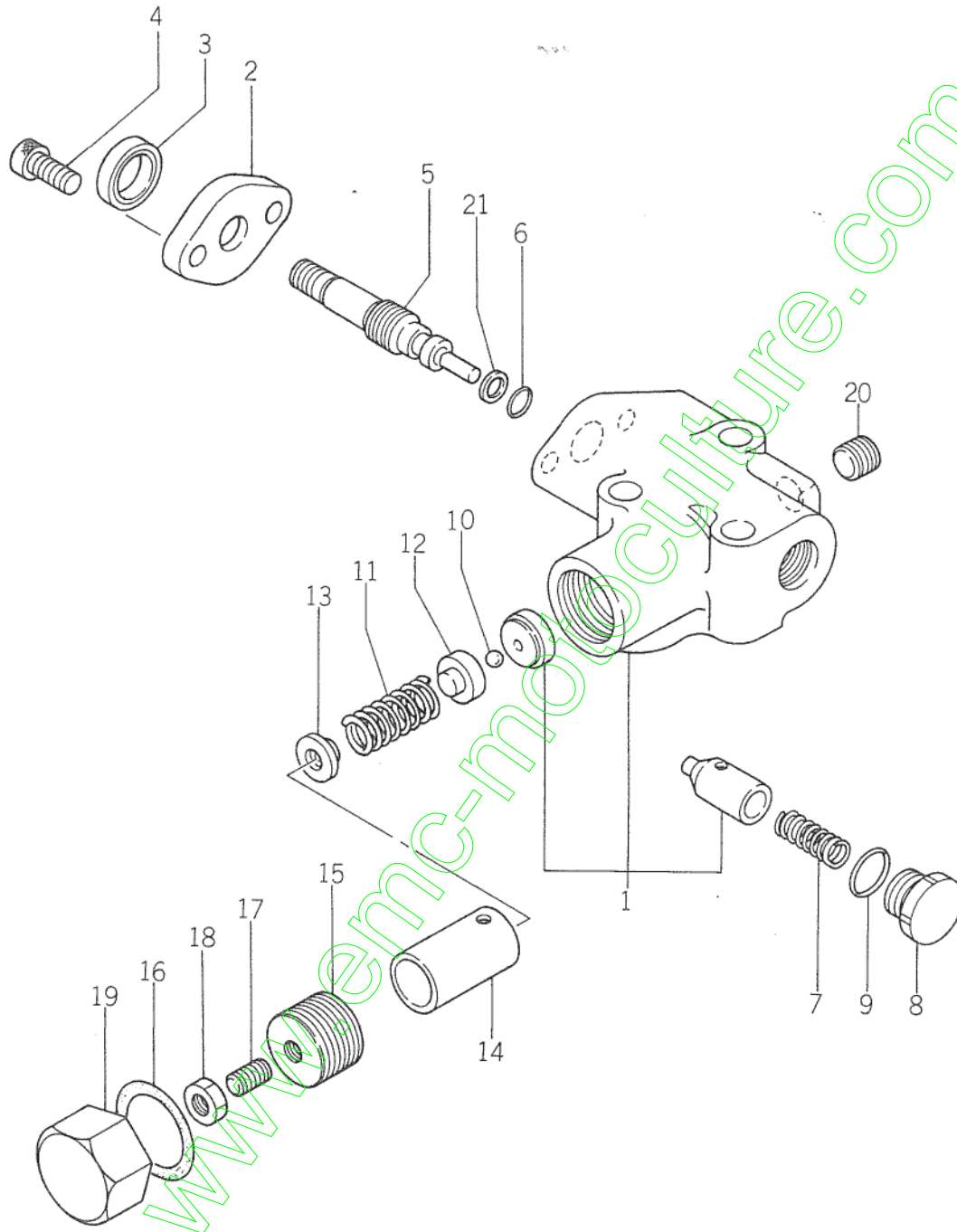


Ref.No. Réf.Nº.	Parts No. Pièces Nº.	Description Désignation	Model & Q'ty Modél & Quant					Remarks Remarques
			S	D	F-U	F-DU	L-F-DU	
81-0-1	1426-584-2000-0	VALVE, SUB CONTROL ASSY Soupape de controle	2	2	2	2	2	
81- 1	1426-584-2010-0	• CASE Corps de soupape	2	2	2	2	2	
81- 2	1426-584-2020-0	• PLUG Bouchon	4	4	4	4	4	
81- 3	1426-584-2030-0	• COVER, A Couvercle	2	2	2	2	2	
81- 4	1426-584-2040-0	• COVER, B Couvercle	2	2	2	2	2	
81- 5	1426-584-2050-0	• PACKING, A Joint	2	2	2	2	2	
81- 6	1426-584-2060-0	• PACKING, B Joint	2	2	2	2	2	
81- 7	V220-240-6012-0	• BOLT/M6 x 12 Vis	12	12	12	12	12	
81- 8	1426-584-2070-0	• SPRING Ressort	2	2	2	2	2	
81- 9	1426-584-2080-0	• SEAT, SPRING Coupelle de ressort	4	4	4	4	4	
81-10	1426-584-2090-0	• STOPPER Pastille	2	2	2	2	2	
81-11	V580-140-5018-0	• PIN, SPRING/W5 x 18 Goupille elastique	2	2	2	2	2	

www.emc-motoculture.com

# Fig.82 RETURN CHECK VALVE(G-type)

Robinet de trop-plein retenue



Ref.No. Réf.Nº.	Parts No. Pièces Nº.	Description Désignation	Model & Q'ty Modél & Quant					Remarks Remarques
			S	D	F-U	F-DU	L-FDU	
82-0-1	1426-571-2001-0	VALVE, RETURN CHECK ASSY Robinet de trop-plein retenue	1	1	1	1	1	
82- 1	1432-501-2310-0	• CASE Corps de robinet	1	1	1	1	1	
82- 2	1432-501-2320-0	• COVER Couvercle	1	1	1	1	1	
82- 3	1432-501-2330-0	• SEAL, OIL Bague d'étanchéité	1	1	1	1	1	
82- 4	V220-440-6012-0	• BOLT/M6 x 12 9T Vis	2	2	2	2	2	
82- 5	1432-501-2340-0	• SCREW, ADJ/M8 Vis de butée	1	1	1	1	1	
82- 6	V720-112-4006-0	• O-RING/P6 Joint torique	1	1	1	1	1	
82- 7	1432-501-2350-0	• SPRING A Ressort	1	1	1	1	1	
82- 8	1432-501-2360-0	• PLUG Bouchon	1	1	1	1	1	
82- 9	V720-112-4012-0	• O-RING/P12 Joint torique	1	1	1	1	1	
82-10	1432-501-2370-0	• BALL Bille	1	1	1	1	1	
82-11	1432-501-2380-0	• SPRING B Ressort	1	1	1	1	1	
82-12	1432-501-2390-0	• SEAT, SPRING A Coupelle de ressort	1	1	1	1	1	
82-13	1432-501-2410-0	• SEAT, SPRING B Coupelle de ressort	1	1	1	1	1	
82-14	1432-501-2420-0	• BODY Corps	1	1	1	1	1	
82-15	1432-501-2430-0	• VALVE, RELIEF Clapet de décharge	1	1	1	1	1	
82-16	1432-501-2440-0	• PACKING Joint	1	1	1	1	1	
82-17	1432-501-2450-0	• SCREW ADJ/M6 Vis de butée	1	1	1	1	1	
82-18	V302-260-0060-0	• NUT/M6 Ecrou	1	1	1	1	1	
82-19	1432-501-2460-0	• NUT, CAP Ecrou-raccord	1	1	1	1	1	
82-20	1432-501-2470-0	• PLUG/PT 1/8 Bouchon	1	1	1	1	1	
82-21	1432-501-2480-0	• RING, BACK-UP	1	1	1	1	1	

[www.emc-motoculture.com](http://www.emc-motoculture.com)

# NUMERICAL INDEX

[www.emc-motoculture.com](http://www.emc-motoculture.com)





Parts No. Pièces N°.	Ref No. Réf N°.	Parts No. Pièces N°.	Ref No. Réf N°.	Parts No. Pièces N°.	Ref No. Réf N°.
		5681-121-5031-1	4-6	5681-411-1003-2	11-1
		5681-131-1024-0	3-1	5681-414-1006-0	11-20
5614-561-9024-0	17-18	5681-131-2011-0	2-29	5681-431-9100-0	11-92
		5681-131-9056-0	13-51	5681-531-1006-0	12-2
5640-962-3013-0	17-29	5681-136-0132-0	4-1	5681-533-0003-0	12-3
5640-962-3016-0	19-40	5681-151-0010-0	6-1	5681-541-1058-0	12-21
		5681-154-0010-0	6-1	5681-541-1059-0	12-22
5641-561-9004-0	17-27	5681-156-0010-0	6-1	5681-541-1223-0	12-36
5641-561-9024-0	17-18,17-19	5681-176-0053-1	4-36	5681-541-1257-0	12-31
5641-562-2001-0	17-43	5681-177-7004-0	13-41		
5641-562-2003-0	17-47	5681-211-1119-0	6-3	5681-560-0645-1	14-5, 17-0-1
5641-562-9001-0	17-48	5681-211-4119-0	6-3	5681-561-1032-0	17-5
5641-563-9003-0	16-67	5681-211-6119-0	6-3	5681-561-9053-0	17-95
5641-563-9008-0	17-20,17-21,	5681-212-1010-0	6-4, 6-4-1	5681-563-9002-0	17-164
	17-121,	5681-212-4010-0	6-4, 6-4-1	5681-572-0110-1	14-15,
	18-10,18-69	5681-212-6010-0	6-4, 6-4-1		18-0-1
5641-563-9009-0	17-153	5681-221-1009-0	6-6	5681-572-1007-0	18-5
5641-572-3020-0	18-67	5681-223-0028-0	6-8	5681-572-1008-0	18-30
5641-572-5021-0	18-104	5681-223-5006-0	6-11	5681-572-3614-0	18-73
5641-572-9006-0	17-28	5681-227-1005-0	6-13	5681-572-9002-0	17-150
5641-575-9001-0	17-113,	5681-231-0080-0	6-14	5681-572-9113-0	18-41
5641-575-9002-0	19-18 <sup>19-33</sup>	5681-233-6002-0	6-34	5681-575-0004-0	14-20,
5641-575-9003-0	19-35	5681-251-1022-0	7-1		19-0-1
		5681-251-9002-1	7-9	5681-575-1002-0	19-5
5648-121-5005-0	21-33	5681-252-4037-0	14-42	5681-575-4001-0	19-14
		5681-253-5005-0	7-24	5681-931-0002-0	16-50
5670-009-0229-0	18-58	5681-253-9001-0	14-49	5681-975-1003-0	14-38
5670-980-1103-0	8-92	5681-256-1011-0	7-33	5685-588-5362-0	14-50
		5681-256-3017-0	7-36	5688-111-5012-0	21-25
5680-900-0018-1	6-33	5681-256-5004-0	7-38	5688-112-8026-0	20-8
5680-900-0069-0	7-8	5681-256-9004-0	1-11	5688-112-8028-0	20-18
5680-900-0084-0	7-26	5681-257-5015-0	7-44	5688-112-9021-0	20-77
5680-900-0088-0	10-33-2	5681-320-0016-0	8-70	5688-112-9022-0	20-107
5680-900-0089-0	10-33-3	5681-323-1001-0	8-81	5688-112-9023-0	20-111
5680-900-9036-0	1-22a	5681-361-0076-1	10-1	5688-112-9024-0	20-24
5680-903-0015-0	3-17,13-52-4	5681-362-0005-0	10-11	5688-120-0272-0	15-2a,
5680-958-7001-0	6-7	5681-363-1005-0	10-6	5688-120-0273-0	21A-0-1
5680-962-3003-0	16-55	5681-364-2016-0	10-13	5688-121-1024-0	21A-20
5680-963-7013-0	10-76	5681-366-0234-0	10-54	5688-121-4033-0	21A-25
5680-963-7015-0	11-76	5681-367-1040-0	10-64	5688-121-5008-0	21A-30
5680-980-1001-0	6-19	5681-371-6028-0	10-90	5688-121-8009-0	21A-39
		5681-372-1028-0	2-93	5688-121-9005-0	21-27
5681-111-0096-0	1-1	5681-374-3021-0	10-91	5688-121-9006-0	21-41
5681-117-0142-1	1-29	5681-377-0022-1	10-72	5688-122-1030-0	21A-5

Parts No. Pièces N°.	Ref No. Réf N°.	Parts No. Pièces N°.	Ref No. Réf N°.	Parts No. Pièces N°.	Ref No. Réf N°.
5688-122-2032-0	21A-75	5690-197-1035-0	8-96	5690-916-4508-0	7-68, 8-94,
5688-122-9042-0	21A-90-1	5690-204-0610-0	11-88		11-48, 11-81
5688-241-0012-1	15-7	5690-205-0616-0	4-29	5690-916-4708-0	13-38
5688-588-5355-0	8-102	5690-205-0812-0	5-26	5690-918-0019-0	7-61
5688-588-5357-0	4-44	5690-205-0814-0	9-6	5690-920-1056-0	2-12
5688-588-5359-0	8-103	5690-205-0818-0	13-42	5690-920-1318-0	2-9
5688-688-5375-0	1-50	5690-205-0825-0	5-41	5690-920-1328-0	2-10
5688-781-0037-0	8-72	5690-252-2801-0	7-6	5690-920-1345-0	2-10-1
5690-009-0066-0	17-77	5690-309-0816-0	10-18	5690-920-2308-0	1-5
5690-009-0233-0	17-76	5690-410-0848-0	11-3	5690-920-2724-0	8-84
5690-009-0667-0	3-63	5690-411-0820-0	3-5	5690-922-0605-0	2-26
5690-009-7011-0	8-32	5690-411-0820-0	3-5-1	5690-957-1316-0	10-81
5690-081-3023-0	18-74	5690-411-0822-0	2-33	5690-957-1408-0	12-33
5690-104-5875-0	5-14	5690-411-0830-0	11-21	5690-957-2014-0	8-77, 12-24
5690-104-5895-0	11-52-1	5690-411-0840-0	3-5	5690-960-0082-0	4-42
5690-105-0850-0	5-14-1,	5690-800-0718-0	7-7	5690-960-2070-0	4-42
	7-64	5690-803-0743-0	6-36	5690-960-6535-0	2-54
5690-105-5650-0	10-59	5690-815-1030-0	2-31	5690-965-1068-0	8-82
5690-105-5855-0	3-17-2,	5690-815-1222-0	4-5, 6-17	5690-966-1005-0	10-79
	13-52-1	5690-816-1032-0	2-37	5690-966-2012-0	4-3
5690-105-5870-0	13-52	5690-911-0408-0	16-68	5690-966-4034-0	1-10, 2-8
5690-105-5875-0	3-24	5690-911-0508-0	3-23, 7-67,	5690-970-7130-0	12-100
5690-105-6055-0	10-33-4		11-77, 13-40,	5690-972-0541-0	8-75
5690-106-5845-0	4-42		13-53	5690-972-0542-0	8-73
5690-106-5880-0	4-42	5690-911-0510-0	2-87	5690-974-2109-0	8-83
5690-165-6245-0	13-34	5690-911-1508-0	7-54	5690-980-0684-0	2-84
5690-171-1066-0	1-8	5690-912-0412-0	13-31	5690-980-2514-0	1-22
5690-190-0612-0	3-4	5690-915-0505-0	12-19	5690-980-2539-0	12-19
5690-190-0818-0	18-14	5690-915-0506-0	4-30, 10-61,	5690-980-2591-0	2-2
5690-190-0820-0	10-92		11-87	5690-980-2606-0	6-64
5690-190-0822-0	2-32,	5690-915-0508-0	3-19, 3-25,	5690-981-4014-0	10-7
	10-92-1		4-43, 5-15,	5690-983-0212-0	1-34
5690-190-0835-0	8-101		5-27, 9-7,	5690-986-0522-0	1-4
5690-190-0845-0	8-101-1		10-8, 11-49,	5690-986-4015-0	2-11
5690-191-0816-0	7-12		11-78, 13-43,	5690-987-8084-0	5-8
5690-191-0820-0	13-37		13-55, 16-69	5690-990-2299-0	2-36
5690-191-0828-0	10-77	5690-915-0510-0	2-86, 2-88,	5690-990-6105-1	9-3
5690-191-0830-0	13-36		10-34	5690-990-6314-1	12-32
		5690-915-0512-0	13-30	5690-990-6325-0	19-32
5690-191-1020-0	13-13	5690-915-0608-0	8-93	5690-990-6325-1	12-23
5690-191-1030-0	2-84-1	5690-916-0512-0	13-33	5690-991-3846-0	12-27
5690-193-1235-0	2-84-2	5690-916-0610-0	17-162	5690-991-5644-1	10-94
5690-196-0835-0	11-52	5690-916-4508-0	5-16, 7-66,	5690-992-0255-0	8-76

Parts No. Pièces N°.	Ref No. Réf N°.	Parts No. Pièces N°.	Ref No. Réf N°.	Parts No. Pièces N°.	Ref No. Réf N°.
5690-992-0525-0	8-29	5691-177-7152-1	13-41-1	5691-362-1076-0	10-12
5690-992-0576-0	14-40	5691-225-1062-0	6-9	5691-363-9001-0	10-9
5690-992-0609-0	4-37	5691-233-0809-0	6-25	5691-364-1624-0	
5690-992-0651-0	4-4	5691-233-3036-1	6-27	5691-364-2078-0	10-51
5690-992-0841-0	8-24	5691-236-2019-0	6-38	5691-366-2145-1	10-54-1
5690-992-0843-0	1-6	5691-237-0807-0	6-60	5691-367-5804-0	10-41
5690-992-0900-0	9-4			5691-371-3064-1	10-71
5690-992-4448-0	3-9	5691-252-1042-0	6-37	5691-372-1134-1	10-93
5690-992-4449-0	2-78	5691-252-3080-0	7-22	5691-414-6090-0	11-46
5690-994-0582-0	8-33	5691-252-5801-0	3-61	5691-432-0652-1	11-66
5690-994-0607-0	7-59	5691-253-1024-0	7-21	5691-433-4640-0	11-84
5690-994-2600-0	11-79	5691-253-3801-0	3-62	5691-531-5026-0	12-7
		5691-255-1802-0	7-31	5691-531-5027-0	12-6
5691-112-9006-0	1-3, 2-6-3	5691-255-2801-0	7-32	5691-531-5028-0	12-8
5691-112-9081-0	1-3-1	5691-255-9008-0	7-37	5691-531-5074-0	12-9
5691-112-9082-0	1-3-2	5691-257-1801-0	7-43	5691-541-9072-0	12-19
5691-112-9083-0	1-3-3	5691-261-1347-0	7-51	5691-542-1612-0	12-15
5691-114-5624-0	1-21	5691-261-1349-0	7-51-1	5691-542-1613-0	12-16
5691-115-0801-0	1-14	5691-261-6023-0	7-53	5691-542-1614-0	12-17
5691-117-3137-0	1-49	5691-262-1127-0	7-56	5691-572-9001-0	18-116
5691-117-5011-0	1-35	5691-262-6005-0	7-57	5691-572-9002-0	18-117
5691-117-9030-0	1-32	5691-262-8093-0	7-58	5691-971-1601-0	13-11
5691-117-9105-0	1-31	5691-310-0637-0	5-1	5691-973-2075-0	15-23
5691-121-0058-1	2-1	5691-311-3086-0	5-13	5691-975-5018-0	8-91
5691-121-9005-0	2-6-1	5691-311-9609-0	5-10	5698-121-3207-0	17-93
5691-121-9006-0	2-6-2	5691-312-0601-0	5-6	5698-121-5061-0	17-119
5691-121-9195-0	2-6	5691-312-8079-0	5-7	5698-121-5078-0	17-151
5691-125-8108-0	2-99	5691-314-1604-1	5-23	5698-121-5115-0	17-15
5691-131-1806-0	2-28	5691-314-3603-0	5-22	5698-121-5146-0	17-145
5691-131-2046-0	3-8	5691-316-0068-0	8-28	5698-121-5330-0	17-23
5691-131-2803-0	3-14	5691-316-0081-0	8-6	5698-121-5336-0	17-66
5691-132-1137-0	3-2	5691-320-1812-1	8-1	5698-121-1532-0	17-25
5691-132-2066-0	3-3	5691-321-2804-0	8-80	5698-121-3206-0	17-22
5691-132-2083-0	3-22	5691-321-3601-0	8-74	5698-121-5004-0	17-152
5691-132-7045-0	3-12	5691-321-9077-0	8-100	5698-121-5180-0	17-24
5691-134-1809-0	2-81	5691-324-0804-0	8-2	5698-122-1209-0	17-46
5691-136-7603-0	4-17	5691-326-0604-0	8-86	5698-122-1220-0	17-45
5691-158-1057-0	6-2	5691-326-3011-0	8-34	5698-122-1225-0	17-49
5691-168-1010-0	7-11	5691-331-2325-0	9-1	5698-122-3106-0	17-75
5691-171-5054-0	1-7	5691-331-2335-0	9-2	5698-122-5019-0	18-115
5691-172-1113-0	1-9	5691-361-2053-0	10-16	5698-122-5041-0	17-90
5691-172-1159-0	1-9-1	5691-361-3607-0	10-17	5698-122-5045-0	17-83
5691-175-0043-0	1-30	5691-361-4043-0	10-31	5698-122-5057-0	17-61



Parts No. Pièces N°.	Ref No. Réf N°.	Parts No. Pièces N°.	Ref No. Réf N°.	Parts No. Pièces N°.	Ref No. Réf N°.
5698-122-5058-0	17-60	5698-135-1205-0	19-9	5698-223-3208-0	21-75
5698-122-5059-0	17-82	5698-135-1303-0	19-10	5698-223-5060-0	21-90
5698-123-1404-0	17-57	5698-135-1310-0	19-17	5698-223-5072-0	21A-90
5698-123-3104-0	17-31	5698-135-1403-0	19-16	5698-223-5074-0	21A-80
5698-123-5003-0	17-62	5698-135-1602-0	19-26	5698-225-0113-0	15-4
5698-123-5015-0	17-58	5698-135-1702-0	19-28	5698-251-1978-0	15-12
5698-123-5016-0	17-59	5698-135-2104-0	19-44	5698-253-0101-0	15-14
5698-123-5017-0	17-16	5698-135-5023-0	19-11	5698-841-0200-0	18-54
5698-123-5034-0	18-47	5698-135-5025-0	19-42	5698-841-0222-0	17-163
5698-124-1303-0	17-34	5698-135-5031-0	19-27	5698-841-0265-0	17-44
5698-124-1406-0	17-36	5698-135-5035-0	19-12		
5698-124-3101-0	17-32	5698-135-5076-0	19-31	5699-344-0612-0	11-91
5698-124-5014-0	17-35	5698-139-1108-0	18-36		
5698-131-5062-0	18-8	5698-139-1307-0	18-89		
5698-131-5065-0	18-13	5698-139-1507-0	17-146		
5698-131-5191-0	18-96	5698-139-1608-0	18-7		
5698-131-5214-0	18-9	5698-139-1703-0	17-147		
5698-132-1189-0	18-40	5698-139-1907-0	18-42		
5698-132-1205-0	18-81	5698-139-3204-0	18-68		
5698-132-1220-0	18-83	5698-210-0608-0	20-0-1		
5698-132-1310-0	18-50	5698-210-0608-1	15-1,		
5698-132-1660-0	18-64	5698-211-1384-0	20-65		
5698-132-1705-0	18-94	5698-211-1654-0	20-37		
5698-132-1713-0	18-100	5698-211-1731-0	20-35		
5698-132-1721-0	18-77	5698-211-1798-0	20-23		
5698-132-2282-0	18-63	5698-211-3901-0	20-31		
5698-132-5030-0	18-88	5698-211-5362-0	20-105		
5698-132-5062-0	18-103	5698-211-5433-0	20-32, 20-66		
5698-132-5097-0	18-85	5698-211-6120-0	20-85		
5698-132-5112-0	18-70	5698-211-6149-0	20-30		
5698-132-5173-0	18-84	5698-212-3104-0	20-6		
5698-132-5181-0	18-95	5698-212-3204-0	20-55		
5698-132-5182-0	18-26	5698-212-6107-0	20-50		
5698-132-5200-0	18-18	5698-212-6108-0	20-52		
5698-132-5237-0	18-19	5698-215-0503-0	20-80		
5698-132-5301-0	17-108,	5698-215-0503-1	20-80a		
	17-111,	5698-215-5307-0	20-104		
	18-52	5698-221-5926-0	21-31		
5698-132-5318-0	18-86	5698-222-3109-0	21-5		
5698-132-5397-0	18-15	5698-223-1109-0	21-20		
5698-132-5488-0	18-90	5698-223-1307-0	21-51		
5698-132-6112-0	18-27	5698-233-1308-0	21A-50		
5698-132-6124-0	18-11	5698-223-1619-0	21A-27		

Parts No. Pièces N°.	Ref No. Réf N°.	Parts No. Pièces N°.	Ref No. Réf N°.	Parts No. Pièces N°.	Ref No. Réf N°.
1302-225-0030-0	42-8, 50-26	1403-312-0030-0	55-20	1404-621-0300-0	64-28
1302-726-0050-0	69-32	1403-621-0130-0	65-47	1404-922-0020-0	71-2
1302-726-0060-0	69-33	1403-621-0310-0	65-10, 65-19, 65-28	1404-922-0030-0	71-5
1305-241-0010-0	24-18, 62-32			1404-922-0060-0	71-10
1305-931-0030-0	69-39	1404-101-0010-0	44-18, 44-24, 44-31	1404-922-1000-0	71-11
1317-621-0020-0	64-27	1404-117-0080-0	46-20	1405-131-0040-0	62-11
1325-930-1050-0	71-8	1404-120-0090-0	38-9, 39-9, 40-9, 41-9, 41A-7	1405-131-0050-0	62-12
1326-616-0010-0	25-15, 62-17	1404-201-0180-0	57-9, 58-9, 75-7	1405-401-0060-0	29-28
1326-706-0020-0	38-11, 39-41, 40-11, 41-63, 41A-19, 52-12	1404-301-0100-0	53-12	1405-502-0050-0	59-24, 59A-24
1326-708-0050-0	29-25	1404-301-0090-0	53-13	1406-926-3020-0	59-51
1376-402-0030-0	64-29	1404-312-0050-0	54-10, 55-10	1407-111-0010-0	45-2
1401-122-0050-0	44-5, 54-15, 55-15	1404-312-0060-0	44-8, 44-27, 54-17, 55-17	1407-117-0070-0	46-19
1401-201-0160-0	51-24, 51-31, 51-39	1404-317-0050-2	63-7, 63-15	1407-207-0040-0	51-10
1401-211-0100-0	38-19, 39-19, 40-19, 41-19, 41A-23	1404-401-0170-0	27-27, 29-13	1407-207-0050-0	51-11
1401-304-0120-0	54-24, 55-24	1404-402-0010-0	35-18	1407-303-0010-0	50-36
1401-906-0050-0	70-24	1404-402-0050-0	35-21	1407-303-0020-0	50-33
1402-500-9010-0	59-22, 70-7	1404-402-0050-0	35-21	1407-303-0030-0	50-34
1402-500-9040-0	69-21	1404-501-0090-0	59-8, 59A-8, 75-2	1407-303-0040-0	50-37
1402-501-0170-0	51-13	1404-501-0100-0	59-7, 59A-7, 75-3	1407-310-0060-0	56-11, 56A-11
1402-511-0020-0	69-42	1404-502-0080-0	59-14, 59A-14, 76-9	1407-402-0010-0	29-2
1402-511-6000-0	69-20	1404-502-0130-0	59-17, 59A-17, 76-13	1407-406-0020-0	35-6, 36-6
1402-621-0130-0	65-46	1404-503-0010-0	57-25, 58-25	1407-406-0040-0	35-7, 36-7
1402-621-0140-0	68-13	1404-503-0060-0	60-41, 61-47	1407-501-0090-0	57-27, 58-27
1403-201-0060-0	47-21	1404-503-0080-0	60-13	1407-600-0520-0	65-42
1403-207-0010-0	51-16	1404-503-0090-0	60-14	1407-621-0040-0	65-12
1403-209-0060-0	59-5, 59A-5, 76-4, 79-16	1404-511-0031-0	69-14	1407-621-0050-0	65-7
1403-312-0030-0	44-11, 54-20,	1404-511-6000-0	69-18	1407-621-0070-0	65-9
		1404-520-0010-0	69-35	1407-621-0120-0	65-44
		1404-520-0020-0	69-36	1411-411-0020-0	30-1
		1404-520-0030-0	69-31	1411-411-0030-0	30-2
		1404-520-2001-0	69-30	1411-716-0040-0	47-36
		1404-520-3000-0	69-34	1412-204-0030-0	48-45, 48A-38, 49-53, 49A-46
		1404-621-0270-0	45-24		

Parts No. Pièces N°.	Ref No. Réf N°.	Parts No. Pièces N°.	Ref No. Réf N°.	Parts No. Pièces N°.	Ref No. Réf N°.
1414-117-0040-0	46-17	1415-120-0150-0	40-51, 41-51,	1415-125-0190-0	41B-52
1414-117-0050-0	46-18		41A-53	1415-125-0240-0	41A-24
1414-207-0050-0	51-17	1415-120-0160-0	40-33, 41-33,	1415-125-0250-0	41A-30
1414-312-0020-0	44-37, 54-32,		41A-35	1415-125-0260-0	41B-3
	55-32	1415-120-0170-0	40-34, 41-34,	1415-125-0271-0	41B-29
1414-501-0080-0	57-10, 58-10,		41A-36	1415-125-0290-0	41B-57
	75-6	1415-120-0180-0	40-46, 41-46,	1415-125-0310-0	41B-18
1414-501-0100-0	29-17		41A-48	1415-125-0320-0	41A-31
1414-616-0010-0	54-36, 55-36	1415-120-0190-0	40-49, 41-49,	1415-125-0350-0	41B-14
1414-632-0050-0	62-29		41A-51	1415-125-0360-0	41B-31
		1415-120-0200-0	41A-47	1415-125-2001-0	41B-46
1415-101-0100-0	24-15	1415-120-0210-0	40-47, 41-47,	1415-201-0030-0	47-14
1415-101-0180-0	24-2		41A-49	1415-201-0050-0	47-18
1415-101-0400-0	24-13	1415-120-0220-0	40-40, 41-40,	1415-201-0060-0	47-19
1415-102-0090-0	45-15		41A-42	1415-201-0070-0	47-20
1415-102-0100-0	45-16	1415-120-0230-0	40-39, 41-39,	1415-201-0080-0	47-24
1415-102-0120-0	45-18		41A-41	1415-201-0090-0	47-25
1415-102-0130-0	45-19	1415-120-0240-0	40-41, 41-41,	1415-201-0140-0	53-22
1415-111-0010-0	45-27		41A-43	1415-201-0150-0	53-23
1415-111-0020-0	45-28	1415-120-0250-0	40-42, 41-42,	1415-201-0160-0	53-24
1415-111-2000-0	45-25		41A-44	1415-201-0190-0	47-33
1415-116-0071-0	46-4	1415-120-0260-0	40-52,	1415-203-0020-0	49-2, 49A-2
1415-120-0020-0	40-45, 41-45		41A-54,	1415-203-0030-0	49-4, 49A-4
1415-120-0030-0	40-18, 41-18		51-52	1415-203-0040-0	49-9, 49A-9
1415-120-0040-0	40-24, 41-24,	1415-120-2000-0	40-44, 41-44,	1415-204-0010-0	48-1, 48A-1
	41A-29		41A-46	1415-205-0020-0	48-17, 49-24
1415-120-0050-0	40-23, 41-23,	1415-120-3000-0	40-43, 41-43,	1415-205-0030-0	48-18, 49-25
	41A-28		41A-45	1415-205-0060-0	48-23, 49-30
1415-120-0060-0	38-24, 39-24,	1415-121-0010-0	38-18, 39-18	1415-205-0080-0	48A-19,
	40-25, 41-25	1415-121-0040-0	38-25, 39-25		48A-23
1415-120-0080-0	40-28, 41-28	1415-121-0050-0	38-26, 39-26		48-26, 48-30,
1415-120-0090-0	40-30, 41-30,	1415-121-0060-0	38-27, 39-27		49A-26,
	41A-32	1415-121-0090-0	38-32, 39-32		49A-30,
1415-120-0100-0	40-38, 41-38,	1415-121-2000-0	38-30, 39-30		49-33, 49-37
	41A-40	1415-122-0010-0	44-16, 44-30	1415-205-0110-0	48A-21,
1415-120-0110-0	40-32, 41-32,	1415-122-0020-0	44-20		48-28
	41A-34	1415-122-6000-0	44-26		49A-28,
1415-120-0120-0	40-37, 41-37,	1415-125-0051-0	41B-1		49-35
	41A-39	1415-125-0061-0	41B-2	1415-205-0120-0	48A-22,
1415-120-0130-0	40-35, 41-35,	1415-125-0080-0	41B-32		48-29
	41A-37	1415-125-0130-0	41B-28		49A-29,
1415-120-0140-0	40-50, 41-50,	1415-125-0160-0	41B-41		49-36
	41A-52	1415-125-0171-0	41B-43	1415-205-0130-0	48A-24,



Parts No. Pièces N°.	Ref No. Réf N°.	Parts No. Pièces N°.	Ref No. Réf N°.	Parts No. Pièces N°.	Ref No. Réf N°.
1415-205-0130-0	48-31,	1415-312-0031-0	54-28, 55-28	1415-600-0550-0	65-36
	49A-31,	1415-312-3000-0	54-6, 55-6	1415-621-0100-0	65-11
	49-38	1415-312-4001-0	54-13, 55-13	1415-621-0160-0	64-14
1415-205-0150-0	48A-26,	1415-312-5000-0	44-4, 54-16,	1415-621-0200-0	65-37
	48-33,		55-16	1415-621-0210-0	65-38
	49A-33,	1415-312-6000-0	44-6, 54-9,	1416-101-0070-0	23-5
	49-40		55-9	1416-101-0110-0	23-3, 23-28
1415-205-0160-0	33-5,	1415-401-0020-0	29-4	1416-101-0120-0	23-7
	48A-27,	1415-401-0030-0	29-7	1416-101-0130-0	23-8
	48-34,	1415-401-0040-0	29-6	1416-101-0140-0	23-6
	49A-34,	1415-401-0050-0	27-11	1416-112-0020-0	68-7
	49-41	1415-501-0020-0	57-2, 58-2,	1416-116-0040-0	46-10
1415-205-0170-0	48-16, 49-23		75-16	1416-120-0020-0	38-14, 39-14,
1415-205-0180-0	48-21, 49-28	1415-501-2001-0	57-1		40-14, 41-14
1415-207-0043-0	48A-34,	1415-503-0020-0	59-10,		41A-14
	48-41,		59A-10	1416-120-0030-0	38-15, 39-15,
	49A-42,	1415-503-0030-0	59-20,		40-15, 41-15,
	49-49		59A-20,		41A-15
1415-207-0061-0	47-38		76-12	1416-120-0040-0	38-23, 39-23
1415-207-0071-0	47-39	1415-503-0040-0	59-1, 59A-1,	1416-120-0060-0	46-2
1415-207-0090-0	48A-36,		76-6	1416-207-0040-0	51-9
	48-43,	1415-503-1000-2	59-23,	1416-216-0040-0	42-12, 50-28
	49A-44,		59A-23	1416-303-2000-0	54-21, 55-21
	49-51	1415-503-2000-0	59-19,	1416-506-0030-0	60-32
1415-208-0020-0	51-2		59A-19,	1416-506-0040-0	60-33
1415-209-1000-0	51-18		76-15	1416-509-8000-0	70-8
1415-210-0010-0	51-27	1415-505-0020-0	57-22, 58-22	1416-511-4000-0	69-28
1415-210-0020-0	41B-40,	1415-505-0030-0	57-16, 58-16	1416-600-0530-0	66-34
	51-28, 51-36,	1415-505-0040-0	57-18, 58-18,	1416-600-0550-0	45-31
	51-42		76-26	1416-621-0020-0	65-45
1415-210-0030-0	51-23	1415-505-0050-0	57-17, 58-17,	1416-621-0050-0	66-27
1415-213-0010-0	50-4		76-27	1416-621-0250-0	66-35
1415-216-0060-0	41B-37,	1415-505-0060-0	57-19, 58-19,	1416-621-0260-0	66-36
	41B-44,		76-28	1416-621-0270-0	45-34
	50-11	1415-505-0080-0	59A-31,	1416-621-0370-0	45-32
1415-303-0010-0	54-22, 55-22		59-33	1416-621-0440-0	65-1
1415-306-0030-2	52-16	1415-505-0090-0	59-36		
1415-306-0040-0	52-17	1415-505-0100-0	59-37	1417-012-2000-0	44-0-1
1415-306-0060-0	52-18	1415-505-0110-0	59-38	1417-012-2100-0	44-0-3
1415-306-0070-0	52-4	1415-505-0120-0	59-42	1417-100-0510-0	45-0-1
1415-307-0020-0	52-14	1415-505-0130-0	59-46	1417-100-0521-0	38-0-1,
1415-310-0030-0	56-2	1415-505-0140-0	60-22, 61-22		39-0-1
1415-312-0021-0	54-27, 55-27	1415-505-1001-0	59-30	1417-102-0030-0	45-22

Parts No. Pièces N°.	Ref No. Réf N°.	Parts No. Pièces N°.	Ref No. Réf N°.	Parts No. Pièces N°.	Ref No. Réf N°.
1417-102-0050-0	24-20, 45-23	1417-310-1000-0	56-6, 56A-6	1421-400-0540-0	35-17
1417-102-0090-0	45-8	1417-310-2000-0	56-12,	1421-403-0010-0	35-14
1417-111-2000-0	45-26		56A-12	1421-403-0020-0	35-13
1417-112-0010-0	68-6	1417-310-3000-0	56-13,	1421-403-0030-0	35-19
1417-120-0021-0	40-26, 41-26		56A-13	1421-501-0060-0	57-12, 58-12,
1417-120-1002-0	40-29, 41-29	1417-310-4000-0	56-8		75-5
1417-121-0021-0	38-22, 39-22	1417-310-5000-0	56-9	1421-502-0020-0	59-22a,
1417-121-1001-0	38-29, 39-29	1417-317-1000-2	63-3, 63-14		59A-22, 69-6,
1417-125-0020-0	41B-22	1417-401-0010-0	27-8		69-23, 70-7a,
1417-200-0511-0	53-30	1417-503-0010-0	59-13,		76-17
1417-201-0020-0	47-17		59A-13	1421-503-0050-0	60-39
1417-201-0050-0	47-29	1417-511-1000-0	69-13	1421-503-0060-0	60-40
1417-201-0080-2	47-32	1417-511-2000-0	69-17	1421-503-4320-0	60-2
1417-201-2000-0	53-30a	1417-520-1000-0	69-29	1421-503-4330-0	60-3
1417-203-0010-0	49-1, 49A-1	1417-621-0010-0	68-1	1421-503-4350-0	60-5
1417-203-0011-0	49A-1a	1417-621-0020-0	68-12	1421-503-4360-0	60-6
1417-203-0020-0	49-14,	1417-621-0040-0	66-37	1421-503-4370-0	60-7, 61-12
	49A-14			1421-503-4380-0	60-8, 61-6
1417-204-0010-0	48-4, 48A-4	1419-310-0020-0	56-2a, 56A-2	1421-503-4390-0	60-9
1417-205-0040-0	48-27, 49-34	1419-621-0150-0	65-26	1421-503-4410-0	60-10
1417-205-0050-0	48-32, 49-39	1419-621-0160-0	65-16	1421-503-4420-0	60-11
1417-211-0010-0	48A-30,	1419-621-0170-0	65-17, 65-27	1421-503-4430-0	60-12
	48-37,	1419-621-0180-0	65-18	1421-507-0130-0	59A-34,
	49A-47,				77-11
	49-54	1421-101-0010-0	24-16	1421-507-0140-0	59A-35,
1417-212-2000-0	49A-40	1421-101-0030-0	24-6		77-10
	49-47	1421-101-0130-0	23-12	1421-507-0161-0	77-22,
1417-216-0010-0	50-24	1421-111-2100-0	45-5		59A-39
1417-216-0040-0	50-20	1421-116-0010-0	46-5	1421-507-0170-0	59A-40,
1417-216-2000-0	50-10	1421-116-0020-0	46-6		77-23
1417-223-0010-0	49-1-1	1421-116-0030-0	46-9	1421-511-3001-0	69-17-1
	49A-1-1	1421-116-2000-0	46-9-1	1421-600-0510-0	62-21
1417-223-0011-0	49A-1-1a	1421-122-0030-0	56A-31	1421-600-0570-0	65-25
1417-223-0020-0	49-1-1	1421-207-0030-0	57-11, 75-4	1421-601-0030-0	25-9
1417-306-0010-0	52-1	1421-207-0040-0	51-10a	1421-601-0080-0	25-33
1417-306-0020-0	52-2	1421-207-0050-0	51-3a	1421-601-0090-0	25-34
1417-306-0030-0	52-5	1421-208-1000-0	51-20	1421-601-0110-0	25-28
1417-307-0010-0	53-31	1421-208-1001-0	51-20a	1421-601-0111-0	25-28a
1417-310-0010-0	56-1, 56A-1	1421-212-0040-0	50-9	1421-601-0120-0	25-29
1417-310-0020-0	56-14,	1421-301-0120-0	33-20a	1421-601-0121-0	25-29a
	56A-14	1421-312-0020-0	54-3, 55-3,	1421-602-0010-0	26-2
1417-310-0030-0	56-7, 56A-7		57-26, 58-26	1421-602-0030-0	26-13
1417-310-0040-0	56-5, 56A-5	1421-400-0520-0	35-5, 36-5	1421-602-0040-0	26-14

Parts No. Pièces N°.	Ref No. Réf N°.	Parts No. Pièces N°.	Ref No. Réf N°.	Parts No. Pièces N°.	Ref No. Réf N°.
1421-602-0050-0	26-20	1421-906-0010-0	70-23	1423-602-0010-0	26-22
1421-602-0051-0	26-20a	1421-922-0010-0	71-14	1423-602-4001-0	23-14
1421-602-0070-0	26-27			1423-603-0010-0	37-12
1421-602-0080-0	23-19	1422-151-2120-0	22-6	1423-603-0020-0	37-13
1421-602-0090-0	26-52	1422-152-2210-0	23-10, 23-21	1423-606-0010-0	62-16
1421-602-0110-0	26-12	1422-152-2310-0	23-9, 23-23	1423-606-2000-0	62-1
1421-602-4001-0	26-11	1422-152-2320-0	23-11, 23-24	1423-606-2001-1	62-1a
1421-602-7000-0	26-49	1422-155-0020-0	70-16	1423-606-2041-0	62-38
1421-602-8000-0	26-26	1422-155-0030-0	70-17	1423-606-3000-1	62-3
1421-603-0010-0	37-10	1422-155-0040-0	70-20	1423-606-3001-1	62-3a
1421-603-0040-0	37-11	1422-155-2300-0	70-19	1423-616-0040-0	66-41a
1421-606-0030-0	62-12a	1422-355-0020-0	56A-26	1423-621-0010-0	65-8
1421-611-0010-0	62-22	1422-355-0030-0	56A-30	1423-621-0040-0	65-49
1421-611-0020-0	62-23	1422-355-2300-0	56A-22	1423-621-0050-0	66-8
1421-611-0030-0	62-24	1422-355-2500-0	56A-35	1423-621-0060-0	66-10
1421-611-0040-0	62-30	1422-940-0080-0	37-2a	1423-621-0070-0	66-11
1421-621-0070-0	64-19	1422-940-0090-0	37-20a	1423-621-0080-0	66-12
1421-621-0081-0	64-17			1423-621-0090-0	64-13
1421-621-0160-0	64-7	1423-031-2000-0	54-1, 55-1	1423-621-0150-0	64-8
1421-621-0190-0	64-9	1423-092-2000-0	71-1	1423-621-0180-0	66-41
1421-621-0290-0	66-20	1423-092-2100-0	71-9	1423-621-0190-0	66-43
1421-621-0300-0	66-23	1423-101-0030-0	24-12	1423-621-0200-0	66-9
1421-621-0310-0	66-24	1423-101-0040-0	23-4, 23-27	1423-621-0210-0	68-11
1421-621-0320-0	66-25	1423-101-0060-0	22-11	1423-621-2010-0	64-4
1421-621-0360-0	64-30	1423-117-0010-0	46-24	1423-901-0030-0	25-17
1421-621-0380-0	64-26	1423-312-0010-0	54-2, 55-2	1423-904-0030-0	37-19
1421-621-0390-0	25-41	1423-400-0520-0	35-16		
1421-621-0410-0	25-42	1423-505-2100-0	59-30a	1424-101-0020-0	22-7
1421-621-2000-0	66-1	1423-511-0010-0	69-5	1424-101-0030-0	22-8
1421-621-2010-0	66-2	1423-511-0020-0	69-26	1424-101-0040-0	22-9
1421-621-2020-0	66-3	1423-511-2000-0	69-19	1424-101-0050-0	22-10
1421-621-2030-0	66-4	1423-511-2100-0	69-24	1424-101-2030-0	22-3
1421-621-2100-0	25-39	1423-511-2200-0	69-25	1424-101-2040-0	22-4
1421-621-2200-0	25-40	1423-520-0011-0	69-38a	1424-102-0020-0	45-35
1421-621-2300-0	64-33	1423-520-0010-0	69-38	1424-102-0030-0	45-22a
1421-903-0060-0	37-5	1423-600-0520-0	66-7	1424-111-1000-0	26-43
1421-903-0160-0	35-8, 36-8	1423-601-0030-0	25-16	1424-111-1001-0	26-43a
1421-903-0190-0	37-2	1423-601-0040-0	25-24	1424-111-2000-0	26-44
1421-903-0220-0	37-20	1423-601-0050-0	25-22	1424-111-2001-0	26-44a
1421-904-0030-0	37-3	1423-601-0060-0	25-37	1424-111-3000-0	45-1
1421-904-0040-0	37-18	1423-601-0080-0	25-38	1424-112-1003-0	68-2
1421-904-0050-0	37-21	1423-601-2000-0	25-11	1424-112-1004-0	68-2a
1421-904-0190-0	46-28	1423-601-3000-0	25-12	1424-116-1000-0	46-1



Parts No. Pièces N°.	Ref No. Réf N°.	Parts No. Pièces N°.	Ref No. Réf N°.	Parts No. Pièces N°.	Ref No. Réf N°.
1424-117-1000-0	46-16	1424-505-2360-0	74-5	1424-952-0040-0	48A-40,
1424-120-0012-0	38-1, 40-1	1424-505-2370-0	74-30		49A-50
1424-122-0011-0	44-34	1424-505-2380-0	74-25	1424-953-0010-0	29-60, 31-24
1424-122-1000-0	44-1	1424-505-2390-0	74-29		
1424-122-2000-0	44-3	1424-505-2410-0	74-22	1425-101-0010-0	24-1
1424-122-2100-0	44-26a	1424-505-2420-0	74-6a, 74-14	1425-101-0020-0	24-19
1424-125-0030-0	41B-42	1424-505-2430-0	74-7	1425-101-1000-0	24-14
1424-201-0010-0	47-28	1424-505-2440-0	74-15	1425-102-0010-0	45-4, 45-4a
1424-201-0020-0	47-13	1424-505-2450-0	74-9	1425-116-0010-0	46-14
1424-202-0010-0	47-12	1424-505-2460-0	74-10	1425-132-0013-0	39-1, 41-1
1424-205-0010-0	48A-16,	1424-505-2470-0	74-27	1425-132-0021-0	39-43, 41-61,
	49A-23	1424-505-2480-0	74-34		41A-67
1424-211-1000-0	48A-33,	1424-505-2490-0	74-28	1425-132-0070-0	42-3
	48-40	1424-505-2510-0	74-3	1425-132-0080-0	42-2
1424-212-1000-0	49A-39,	1424-505-2520-0	74-33	1425-132-0091-0	42-6
	49-46	1424-505-2530-0	74-12	1425-132-0110-0	42-10
1424-216-0010-0	50-24a	1424-505-2531-0	74-12a	1425-132-0120-0	42-23
1424-303-0010-0	50-42	1424-505-2540-0	74-41	1425-132-0130-0	42-20
1424-303-2000-0	50-31	1424-505-2550-0	74-11	1425-132-0140-0	43-9
1424-312-2000-0	54-29, 55-29	1424-505-2560-0	74-42	1425-132-0141-0	43-9a
1424-500-0512-0	59-26	1424-505-2570-0	74-44	1425-132-0150-0	43-6
1424-503-0010-0	59-2, 59A-2	1424-505-2580-0	74-6	1425-132-0160-0	43-1
1424-505-0010-0	59-26A	1424-505-2590-0	74-17	1425-132-0170-0	43-2
1424-505-0020-0	59-26B,	1424-505-2610-0	74-37	1425-132-2000-0	42-15
	74-16	1424-505-2700-0	60-1	1425-132-2100-0	42-17
1424-505-0030-0	59-26C,	1424-505-2710-0	60-4	1425-132-2200-0	42-22
	74-35	1424-604-0010-0	26-50, 61-44	1425-132-2300-0	43-8
1424-505-0040-0	59-26J	1424-604-4001-0	26-38	1425-134-0010-0	41A-1
(1424-505-0050-0)		1424-606-1000-0	62-9	1425-134-0030-0	41A-21
1424-505-0060-0	57-13, 58-13	1424-606-2000-0	62-10	1425-134-0060-0	41B-4
1424-505-0081-0	59A-30	1424-904-0011-0	59-52	1425-134-0070-0	41A-55
1424-505-2100-0	60-36, 61-36	1424-951-0010-0	29-54	1425-134-0080-0	41A-56
1424-505-2101-0	60-36a,	1424-951-0020-0	29-55	1425-134-0090-0	41B-60
	61-36a	1424-951-0030-0	29-56	1425-135-0010-0	41A-20
1424-505-2300-0	59-53,	1424-951-0040-0	29-57	1425-139-0010-0	42-30
	74-0-1	1424-951-0050-0	31-18	1425-139-0020-0	42-29
1424-505-2301-0	59A-26,	1424-951-0060-0	31-19	1425-139-0030-0	42-31
	74-0-1a	1424-951-0070-0	31-20	1425-139-0040-0	39-34, 41-53,
1424-505-2310-0	74-1	1424-951-0080-0	31-21		41A-59
1424-505-2320-0	74-32	1424-951-0090-0	29-58	1425-139-0050-0	39-35, 41-54,
1424-505-2330-0	74-18	1424-951-0110-0	29-59		41A-60
1424-505-2340-0	74-36	1424-951-0140-0	31-22	1425-231-0010-0	47-24-1
1424-505-2350-0	74-2	1424-951-0150-0	31-23	1425-403-2200-0	29-26

Parts No. Pièces N°.	Ref No. Réf N°.	Parts No. Pièces N°.	Ref No. Réf N°.	Parts No. Pièces N°.	Ref No. Réf N°.
1425-403-2201-0	27-26a	1425-433-0151-0	32-8a	1425-601-1000-1	25-1
1425-406-0010-0	35-12	1425-433-0170-0	34-25	1425-602-2020-0	26-53
1425-421-0050-0	33-7	1425-433-0180-0	34-21	1425-602-2030-0	26-54
1425-421-0090-0	33-3	1 25-433-0190-0	34-9	1425-604-2001-0	26-37
1425-422-2201-0	29-10	1425-433-0210-0	34-17	1425-604-2100-0	26-51
1425-422-2202-0	29-10a	1425-433-0220-0	34-16	1425-606-0010-0	62-35
1425-422-2301-0	29-11	1425-433-0221-0	34-16a	1425-621-0020-0	64-13
1425-422-2302-0	29-11a	1425-433-0230-0	34-12	1425-621-0030-0	64-16
1425-428-2000-1	30-6	1425-433-0240-0	32-14, 32-14a	1425-621-0040-0	68-16
1425-431-0031-0	31-1			1425-940-0060-0	50-17b
1425-431-0040-0	31-16	1425-433-0250-0	32-15		
1425-431-0060-0	33-10	1425-433-0260-0	32-16	1426-012-3000-0	44-0-2
1425-431-0070-0	33-9	1425-433-0271-0	32-28	1426-012-3100-0	44-0-4
1425-431-0080-0	33-4	1425-433-0281-0	32-29	1426-120-2001-0	40-0-1, 41-0-1,
1425-431-0110-0	31-2	1425-433-0291-0	32-32		41A-0-1
1425-431-0120-0	31-3	1425-433-0310-0	29-53, 32-9		41A-0-1
1425-431-0130-0	31-4	1425-433-2000-0	29-48, 32-36	1426-120-2002-0	40-0-1a, 41-0-1a,
1425-431-0140-0	33-12	1425-433-2200-0	32-12		41A-0-1a
1425-431-0141-0	33-12a	1425-433-2201-0	32-12a		
1425-431-0150-0	33-15	1425-433-2300-0	32-13	1426-120-2100-0	40-31, 41-31, 41A-33
1425-431-0160-0	33-13	1425-433-2301-0	32-13a	1426-120-2201-0	40-36, 41-36, 41A-38
1425-431-0170-0	33-20	1425-433-2302-0	32-13b		
1425-431-0180-0	33-17	1425-433-2401-0	32-21	1426-120-2202-0	40-36a, 41-36a, 41A-38a
1425-431-0190-0	33-18	1425-433-2402-0	32-21a		
1425-431-0210-0	33-14	1425-433-2501-0	32-22		
1425-431-2000-0	33-1	1425-433-2502-0	32-22a		
1425-431-2001-0	33-1a	1425-436-0020-0	28-6	1426-125-0021-0	41B-30
1425-432-0010-0	31-14	1425-436-0021-0	28-6a	1426-125-0030-0	41B-19
1425-432-0020-0	31-8	1425-436-2200-0	28-10	1426-125-0040-0	41B-36
1425-432-2002-0	31-7	1425-436-2201-0	28-10a	1426-125-0050-0	41B-34
1425-433-0011-0	32-1	1425-436-2220-0	28-12	1426-125-0060-0	41B-51
1425-433-0020-0	34-36	1425-436-2221-0	28-12a	1426-125-2000-0	41B-48
1425-433-0030-0	34-33	1425-436-2300-0	28-5	1426-128-2000-0	44-1-1
1425-433-0041-0	32-2	1425-436-2301-0	28-5a	1426-128-2400-0	44-26-1
1425-433-0050-0	34-28	1425-437-0010-0	36-15	1426-202-0010-0	53-17
1425-433-0060-0	34-24	1425-438-2001-1	34-1, 34-5	1426-202-0021-0	53-21
1425-433-0070-0	34-29	1425-505-3000-0	60-37	1426-204-0011-0	48-10, 48A-10, 49-17, 49A-17
1425-433-0080-0	32-6	1425-505-4000-0	60-38, 61-38		
1425-433-0081-0	32-6a	1425-505-4100-0	60-24		
1425-433-0090-0	32-7	1425-505-4200-0	60-16		
1425-433-0130-0	34-22	1425-600-0511-0	64-15	1426-204-0022-0	48-12, 48A-12, 49-19,
1425-433-0131-0	34-22a	1425-601-0010-0	25-5		
1425-433-0150-0	32-8	1425-601-0020-0	25-7		

Parts No. Pièces N°.	Ref No. Réf N°.	Parts No. Pièces N°.	Ref No. Réf N°.	Parts No. Pièces N°.	Ref No. Réf N°.
1426-204-0022-0	49A-19	1426-261-0020-0	48A-17,	1426-426-0020-0	29-45, 32-34,
1426-204-0031-0	48-11,		49A-24		36-16
	48A-11,	1426-261-0030-0	48A-39,	1426-426-2001-0	36-1, 73-0-1
	49-18,		49A-21	1426-426-2002-0	36-1a,
	49A-18	1426-261-0040-0	48A-20,		73-0-1a
1426-204-0040-0	48-9, 48A-9,		49A-27	1426-426-2011-0	73-54
	49-16,	1426-261-0050-0	48A-25,	1426-426-2020-0	73-72
	49A-16		49A-32,	1426-426-2030-0	73-70
1426-204-0050-0	48-3, 48A-3,		53-15	1426-426-2040-0	73-75
	49-13,	1426-301-0060-0	53-20	1426-426-2050-0	73-69
	49A-13	1426-301-0070-0	53-19	1426-426-2100-0	29-47, 32-35,
1426-204-0080-0	48-8, 48A-8,	1426-354-0010-0	56A-29		36-18
	49-15,	1426-354-0011-0	56A-29a	1426-426-2120-0	29-50, 32-38,
	49A-15	1426-354-2000-0	56A-19		36-20
1426-205-0020-0	48-19, 49-26	1426-354-2100-0	56A-8	1426-426-2200-0	36-19
1426-205-0031-0	48-20, 49-27	1426-354-2200-0	56A-9	1426-426-2300-0	73-0-2
1426-205-0040-0	48-25, 49-32	1426-354-2300-0	56A-36	1426-426-2301-0	73-0-2a
1426-205-0051-0	48-46, 49-21	1426-402-0010-0	29-12	1426-426-2310-0	73-1
1426-205-0060-0	48A-18,	1426-402-0011-0	29-12a	1426-426-2320-0	73-2
	48-24,	1426-403-0020-0	29-40	1426-426-2330-0	73-3
	49A-25,	1426-406-2003-0	35-1	1426-426-2340-0	73-4
	49-31		72-0-1	1426-426-2350-0	73-5
1426-207-0011-0	47-37	1426-406-2030-0	72-10	1426-426-3260-0	73-6
1426-207-0021-0	48A-35,	1426-406-2040-0	72-1	1426-426-2370-0	73-7
	48-42,	1426-406-2050-0	72-2	1426-426-2380-0	73-8
	49A-43,	1426-406-2060-0	72-5	1426-426-2390-0	73-9
	49-50	1426-406-2070-0	72-15	1426-426-2400-0	73-0-3
1426-208-0020-0	51-8	1426-406-2080-0	72-6	1426-426-2410-0	73-58
1426-208-0021-0	51-8a	1426-406-2090-0	72-19	1426-426-2420-0	73-59
1426-208-0022-0	51-8b	1426-406-2022-0	72-20	1426-426-2430-0	73-61
1426-208-0032-0	51-12	1426-406-2110-0	72-16	1426-426-2440-0	73-62
1426-210-0011-0	51-35	1426-406-2120-0	72-7	1426-426-2450-0	73-63
1426-210-0012-0	51-35a	1426-406-2130-0	72-14	1426-426-2460-0	73-66
1426-210-0021-0	51-34	1426-406-2140-0	72-13	1426-426-2470-0	73-64
1426-210-0022-0	51-34a	1426-406-2150-0	72-18	1426-426-2500-0	73-74
1426-210-0031-0	51-30	1426-406-2170-0	72-4	1426-426-2600-0	73-71
1426-210-0041-0	51-41	1426-406-2180-0	72-12	1426-426-2700-0	73-67
1426-210-0042-0	51-41a	1426-423-0010-0	29-30	1426-426-2810-0	73-10
1426-210-0050-0	51-38	1426-423-0020-0	29-18	1426-426-2820-0	73-13
1426-210-0060-0	51-27a	1426-423-2300-0	29-22	1426-426-2830-0	73-14
1426-213-0010-0	50-6	1426-423-2301-0	29-22a	1426-426-2840-0	73-16
1426-214-2000-0	51-20-1	1426-423-2400-0	29-24	1426-426-2850-0	73-23
1426-214-2001-0	51-20-1a	1426-423-2500-0	29-21	1426-426-2860-0	73-24



Parts No. Pièces N°.	Ref No. Réf N°.	Parts No. Pièces N°.	Ref No. Réf N°.	Parts No. Pièces N°.	Ref No. Réf N°.
1426-426-2870-0	73-25	1426-506-0051-0	61-1	1426-574-0140-0	78-13
1426-426-2880-0	73-49	(1426-506-0052-0)		1426-574-0150-0	78-15
1426-426-2890-0	73-48	1426-506-0062-0	61-13	1426-574-0160-0	78-16
1426-426-2910-0	73-32	1426-506-0070-0	61-14	1426-574-0170-0	78-22
1426-426-2920-0	73-30	1426-506-0080-0	61-45	1426-574-0180-0	78-25
1426-426-2930-0	73-31	1426-506-0110-0	61-46	1426-574-0190-0	78-26
1426-426-2950-0	73-40	1426-506-2001-0	61-24	1426-574-0210-0	78-29
1426-426-2960-0	73-39	1426-506-2101-0	61-16	1426-574-0220-0	78-30
1426-426-2970-0	73-35	1426-506-2160-0	72-3	1426-574-0230-0	78-31
1426-426-2980-0	73-37	1426-506-2200-0	61-37	1426-574-0240-0	78-32
1426-426-2990-0	73-38	1426-506-2300-0	61-39	1426-574-0250-0	78-33
1426-426-3010-0	73-36	1426-506-2400-0	61-40	1426-574-0260-0	78-34
1426-426-3020-0	73-20	1426-506-2600-0	61-1a	1426-574-0270-0	78-35
1426-426-3030-0	73-27	1426-506-2630-0	61-2	1426-574-0280-0	78-40
1426-426-3040-0	73-26	1426-506-2640-0	61-3	1426-574-0290-0	59A-36,
1426-426-3050-0	73-22	1426-506-2650-0	61-4		77-12
1426-426-3060-0	73-28	1426-506-2660-0	61-5	1426-574-0311-0	77-19
1426-426-3070-0	73-21	1426-506-2670-0	61-7	1426-574-2000-0	76-30,
1426-426-3080-0	73-47	1426-506-2680-0	61-8		80-0-1
1426-426-3090-0	73-18	1426-506-2690-0	61-10	1426-574-2010-0	80-28
1426-426-3110-0	73-19	1426-506-2710-0	61-11	1426-574-2100-0	76-34
1426-426-3111-0	73-19a	1426-571-0020-0	75-22	1426-574-2200-0	76-35
1426-426-3120-0	73-33	1426-571-0030-0	75-24	1426-574-2300-0	77-27
1426-426-3130-0	73-53	1426-571-0040-0	75-28	1426-574-2400-0	78-10
1426-426-3140-0	73-43	1426-571-0050-0	75-29	1426-574-2500-0	77-1
1426-426-3150-0	73-44	1426-571-0060-0	75-30	1426-574-2600-0	77-2
1426-426-3160-0	73-45	1426-571-0070-0	75-34	1426-574-2700-0	77-5
1426-426-3170-0	73-46	1426-571-2001-0	75-18,	1426-574-2800-0	77-8
1426-426-3180-0	73-51		82-0-1	1426-574-2900-0	77-15
1426-426-3190-0	73-52	1426-571-2101-0	75-1	1426-574-3001-0	77-18
1426-426-3210-0	73-50	1426-572-2000-0	76-1	1426-576-2000-0	60-24-1
1426-426-3220-0	73-56a	1426-574-0010-0	76-18		61-24-1
1426-428-0010-0	30-5	1426-574-0020-0	76-19	1426-576-2100-0	60-37-1
1426-462-2940-0	73-41	1426-574-0030-0	76-39	1426-578-2000-0	61-39-1
1426-501-0010-0	57-12a,	1426-574-0040-0	78-43	1426-578-2100-0	61-40-1
	58-12a,	1426-574-0050-0	78-44	1426-580-2000-0	70-11-1
	57-3, 58-3	1426-574-0060-0	78-45	1426-580-2100-0	70-12-1
1426-501-1010-0	75-17	1426-574-0070-0	78-49	1426-580-2300-0	69-41-1
1426-502-2001-0	58-1	1426-574-0080-0	77-28	1426-584-0010-0	79-5
1426-506-0010-0	61-41	1426-574-0090-0	78-1	1426-584-2000-0	79-1, 81-0-1
1426-506-0020-0	61-42	1426-574-0110-0	78-2	1426-584-2010-0	81-1
1426-506-0031-0	61-32	1426-574-0120-0	78-4	1426-584-2020-0	81-2
1426-506-0040-0	61-33	1426-574-0130-0	78-12	1426-584-2030-0	81-3

Parts No. Pièces N°.	Ref No. Réf N°.	Parts No. Pièces N°.	Ref No. Réf N°.	Parts No. Pièces N°.	Ref No. Réf N°.
1426-584-2040-0	81-4	1427-934-0090-0	62-4-1	1431-301-0070-0	53-33
1426-584-2050-0	81-5	1427-934-0130-0	25-3-1	1431-301-0080-0	53-34
1426-584-2060-0	81-6	1427-934-0190-0	46-28-1	1431-301-0090-0	53-6
1426-584-2070-0	81-8	1427-937-0030-0	62-2	1431-301-0110-0	53-10
1426-584-2080-0	81-9	1427-937-0040-0	37-4	1431-355-0010-0	52-21
1426-584-2090-0	81-10	1427-937-0090-0	62-4	1431-361-2000-0	63-0-1
1426-584-2200-0	79-8	1427-937-0130-0	25-3	1431-361-2100-0	63-1
1426-584-2300-0	79-11	1427-941-0160-0	25-3a	1431-361-2110-0	63-4
1426-584-2400-0	79-12	1427-941-0190-0	37-3a	1431-361-2200-0	63-0-2
1426-584-2500-0	79-13	1427-941-0210-0	37-18a	1431-361-2300-0	63-2
1426-584-2600-0	79-14			1431-362-2000-0	63-0-3
1426-602-1000-0	26-10	1431-009-2010-0	53-1a	1431-451-2000-0	27-1
1426-611-1002-0	62-15	1431-009-2100-0	53-2a	1431-451-2200-0	27-5, 28-17
1426-616-2000-0	54-34, 55-34	1431-026-2000-0	53-2	1431-455-2000-0	28-1
1426-616-2102-0	54-35, 55-35	1431-026-3000-0	53-1	1431-461-0010-0	29-38
1426-616-2200-0	54-39, 55-39	1431-045-2000-0	29-1	1431-461-0011-0	29-38a
1426-616-2302-0	54-40	1431-101-0020-0	24-7	1431-461-2000-0	29-39
1426-616-2302-0	55-40	1431-151-2101-0	22-1	1431-476-2000-0	34-0-1
1426-621-0350-0	65-20	1431-151-2120-0	22-2	1431-476-2010-0	34-2, 34-6
1426-621-0360-0	65-21	1431-151-2130-0	22-5	1431-476-2100-0	34-0-2
1426-672-2000-0	62-15-4	1431-151-2200-0	24-5	1431-478-2000-0	30-0-1
1426-673-2000-0	62-15-1	1431-151-2300-0	23-1	1431-478-2010-0	30-7
1426-675-2000-0	62-15-3	1431-151-2500-0	23-2	1431-557-0010-0	59-12,
		1431-151-2600-0	23-20		59A-12, 76-8
1427-252-0020-0	41A-18	1431-151-2800-0	23-22	1431-561-2001-0	70-11
1427-301-0050-0	33-16	1431-151-2900-0	23-25	1431-561-2101-0	70-12
1427-301-0210-0	54-24a,	1431-151-3000-0	23-26	1431-566-0010-0	69-22, 70-6a
	55-24a	1431-152-2500-0	22-11a	1431-566-2000-0	69-1
1427-317-0040-0	38-10, 39-10,	1431-254-0010-0	47-1	1431-566-2100-0	69-2
	40-10, 41-10,	1431-254-0011-0	47-1a	1431-566-2200-0	69-7
	41A-10,	1431-273-0010-0	51-1	1431-566-2300-0	69-8
	47-11, 47-30,	1431-280-0010-0	50-1	1431-566-2400-0	69-41
	58-30	1431-283-0010-0	50-5	1431-570-0010-0	70-4
1427-903-0040-0	37-6	1431-286-0010-0	50-22	1431-570-0011-0	70-4a
1427-932-0020-0	51-46	1431-286-0020-0	50-16	1431-570-2000-0	70-1
1427-932-0030-0	24-21	1431-286-0021-0	50-16a	1431-570-2100-0	70-5
1427-932-0040-0	46-29	1431-286-2000-0	50-14	1431-570-2101-0	70-5a
1427-932-0140-0	27-15, 28-21	1431-301-0010-0	53-32	1431-604-2000-0	26-32
1427-932-0160-0	27-15-1,	1431-301-0020-0	53-7	1431-604-2001-0	26-32a
	28-21-1	1431-301-0030-0	53-8	1431-604-2200-0	26-33
1427-934-0030-0	62-2-1	1431-301-0040-0	53-9	1431-651-2001-0	25-21
1427-934-0040-0	37-4-1	1431-301-0050-0	53-4	1431-656-2001-0	26-1
1427-943-0041-0	42-27	1431-301-0060-0	53-5	1431-656-2100-0	26-5

Parts No. Pièces N°.	Ref No. Réf N°.	Parts No. Pièces N°.	Ref No. Réf N°.	Parts No. Pièces N°.	Ref No. Réf N°.
1431-661-2000-1	37-1, 37-1a	1431-935-0021-0	25-4-1a	1432-501-2360-0	82-8
1431-666-0011-0	62-35-1	1431-935-0022-0	25-4-1b	1432-501-2370-0	82-10
1431-666-0021-0	62-35-2	1431-935-0030-0	59-52-1	1432-501-2380-0	82-11
1431-666-2000-0	62-9-1	1431-935-0040-0	62-36-1	1432-501-2390-0	82-12
1431-666-2100-0	62-10-1	1431-935-0050-0	37-19-1	1432-501-2410-0	82-13
1431-671-2100-0	62-15-2	1431-935-0060-0	37-21-1	1432-501-2420-0	82-14
1431-681-0011-0	64-31	1431-935-0070-0	42-27-1	1432-501-2430-0	82-15
1431-681-0021-0	64-32	1431-935-0080-0	59-31a	1432-501-2440-0	82-16
1431-681-2000-0	65-5	1431-935-0090-0	37-23-1	1432-501-2450-0	82-17
1431-681-2001-0	65-5a	1431-938-0011-0	25-2	1432-501-2460-0	82-19
1431-681-2010-0	65-6	1431-938-0012-0	25-2a	1432-501-2470-0	80-2, 82-20
1431-686-0010-0	65-48	1431-938-0020-0	25-4	1432-501-2480-0	82-21
1431-686-0020-0	64-5	1431-938-0021-0	25-4a	1432-505-2011-0	80-1
1431-686-0021-0	64-5a	1431-938-0022-0	25-4b	1432-505-2020-0	80-3
1431-686-0030-0	64-6	1431-938-0030-0	62-36	1432-505-2030-0	80-4
1431-686-0040-0	64-12	1431-938-0031-0	62-36a	1432-505-2040-0	80-5
1431-686-0050-0	64-11	1431-938-0040-0	50-17	1432-505-2050-0	80-8
1431-686-0060-0	64-10	1431-938-0050-0	37-22	1432-505-2060-0	80-9
1431-686-2000-0	66-18	1431-938-0060-0	37-23	1432-505-2070-0	80-11
1431-686-2010-0	66-19	1431-938-0070-0	25-6-1	1432-505-2080-0	80-12
1431-686-2100-0	65-13	1431-938-0080-0	25-8-1	1432-505-2090-0	80-13
1431-686-2110-0	65-14	1431-940-0080-0	59-52a	1432-505-2110-0	80-14
1431-686-2120-0	65-15	1431-940-0110-0	50-17a	1432-505-2120-0	80-15
1431-686-2200-0	65-29	1431-940-0170-0	37-5a	1432-505-2131-0	80-16
1431-686-2210-0	65-30	1431-947-0010-0	28-20	1432-505-2141-0	80-17
1431-686-2220-0	65-31	1431-947-0020-0	28-20-1	1432-505-2151-0	80-18
1431-686-2230-0	65-32	1431-947-0030-0	27-14	1432-505-2160-0	80-19
1431-686-2240-0	65-33	1431-948-0010-0	27-15-2,	1432-505-2170-0	80-20
1431-686-2250-0	65-34		28-21-2	1432-505-2180-0	80-21
1431-686-2260-0	65-35	1431-952-0010-0	36-24	1432-505-2190-0	80-23
1431-686-2400-0	64-1	1431-952-0021-0	36-27	1432-505-2210-0	80-25
1431-686-2401-0	64-1a	1431-952-2000-0	36-25	1432-505-2220-0	80-26
1431-686-2420-0	64-3	1431-952-2100-0	36-26	1432-505-2230-0	80-27
1431-686-2500-0	65-50			1432-505-2240-0	80-30
1431-686-2520-0	65-52	1432-242-0040-0	59-29,	1432-506-0030-0	78-8
1431-686-2530-0	65-53		59A-29,	1432-506-0090-0	78-17
1431-686-2540-0	65-54		77-9, 79-18	1432-506-0110-0	78-18
1431-903-0031-0	25-6	1432-403-0071-0	29-41	1432-506-0170-0	78-27
1431-903-0041-0	25-8	1432-501-2310-0	82-1	1432-506-0180-0	78-28
1431-930-0010-0	59-31	1432-501-2320-0	82-2	1432-506-0320-0	78-3, 78-46
1431-935-0010-0	25-2-1	1432-501-2330-0	82-3		
1431-935-0011-0	25-2-1a	1432-501-2340-0	82-5	1444-514-2900-0	69-19a
1431-935-0020-0	25-4-1	1432-501-2350-0	82-7		

Parts No. Pièces N°.	Ref No. Réf N°.	Parts No. Pièces N°.	Ref No. Réf N°.	Parts No. Pièces N°.	Ref No. Réf N°.
2101-230-0010-0	50-15a, 51-22a				
2132-211-0040-0	51-17a				
2701-101-0520-0	66-42				
3560-201-0150-0	37-9a, 62-17a				
3614-261-2200-0	65-46a				
3737-154-0020-0	62-31				
3737-172-0090-0	64-22				
3737-235-0080-0	44-27-1				
3740-314-0170-0	37-9				
3847-261-2050-0	26-6, 68-3				
4106-105-3030-0	41B-49, 42-26, 50-15, 51-22				
7954-205-1000-0	41B-55				
7956-205-0160-0	51-7				
7957-405-0030-0	69-12				
7963-201-0030-0	31-9, 32-3				
7963-603-0010-0	70-6				
7963-611-0010-0	69-14a				
7963-611-0030-0	69-11				
7963-613-0040-0	59-21, 59A-21, 76-16				







**Yvan Béal - 21, av. de l'Agriculture - B.P. 16  
Z.I. du Brézet - 63014 Clermont-Ferrand Cedex 2  
Tél : 04 73 91 93 51 - Télécopie : 04 73 90 23 11  
www.yvanbeal.fr - E-mail : info@yvanbeal.fr  
R.C.S. Clermont-Fd B 304 973 886 - S.A.S. au capital de 612 000 €**