



PIÈCES DÉTACHÉES

Tracteur



TXG23

**TXG23FH-E4, E6, VE4, RLE4, VRLE4, GVRLE4
TXG23TH-E4, VE4, GVRLE4**



Yvan Béal - 21, av. de l'Agriculture - B.P. 16
Z.I. du Brézet - 63014 Clermont-Ferrand Cedex 2
Tél : 04 73 91 93 51 - Télécopie : 04 73 90 23 11
www.yvanbeal.fr - E-mail : info@yvanbeal.fr
R.C.S. Clermont-Fd B 304 973 886 S.A.S. au capital de 612 000 €

1739-097-100-10

03-000241-050309

Directions for use of Parts Catalogue

1. Applicable model of machines

All component and option parts used for TXG23 tractors are listed in this parts catalogue.

1) MODEL TYPE

- FH..... FOUR WHEEL DRIVE
 TH..... TWO WHEEL DRIVE
 G..... WITH FRONT AND REAR HITCHES (EEC APPROVE TYPE)
 V..... WITH REMOTE CONTROL VALVE
 RL..... WITH FOLD-DOWN ROPS FRAME

2) AREA CODE

- E4..... EUROPE
 E6..... OCEANIA

2. Explanation for head paragraph

KEY	PART CODE	DESCRIPTION	D	TYPE OF MODEL						I	C	G	REMARKS
				S	S	S	S	S	S				
1	8585-211-001-20	CASE/UPPER	*	✓									
1A	8657-201-001-00	CASE/UPPER	*	✓			✓						
2	8585-211-002-10	CASE/LOWER	*	✓									
3	V523-100-001-00	PIN	*	✓			✓						
4	V211-260-002-00	BOLT, SECS	*	✓			✓						

- ① KEY shows the location of parts diagramed in the illustration.
 ② Parts numbers begin with `V` and `W` are standard parts of the market.
 ③ `LH` and `RH` on the parts name are described against the moving direction of the machine or are described on the condition how to install

parts on the machines.

- ④ SPC : The following symbol classifies parts to be used for machines.

`*´ means standard parts.

`T´ shows that the parts can be installed as optional parts.

`R´ shows that the parts can be used as applicable parts to replace originally equipped parts.

- ⑤ Upper column : QTY shows the number of parts to be used for one unit of machine.

`M´ is indicated for parts supplied by a meter long.

`l´ is indicated for parts supplied by liter.

`AR´ is indicated for parts need to be adjusted or regulated.

Lower column : serial number

—229 means serial number up to 229.

230— means serial number 230 and after.

- ⑥ ITC : Interchangeability

`1´ ...OLD ← NEW

New parts can be used in place of the old parts.

`2´ ...OLD → NEW

Old parts can be used in place of the new parts.

`3´ ...OLD →← NEW

Old parts and new parts can not be replaced each other.

- ⑦ COL : Color code

Color is signified with color code number for colored parts.

Please see the color list shown in the next page.

- ⑧ GRP : Parts shown in this column can be replaced by SET parts.

Example : Parts marked ① can be replaced by parts marked ②, and ③ for ④, so the rest follow in the same alphabetical order.

- ⑨ Remarks

* Other maker's part code number is shown in this column.

* When Fig. No. is shown in the Remark column of SET parts or ASSY parts, each of their component parts are listed in said Fig. No.

3. Color :

The following colors are used color parts.

COLOR CODE	COLOR	SPRAY TYPE PARTS CODE	PAINTS 4K DRUM PARTS CODE	PAINTS 16K DRUM PARTS CODE
4 L	NEO BLUE	1300-985-001-10	1300-985-003-00	_____
5 P	GRAY METALLIC	_____	_____	_____
7 F	MIRROR BLACK	1300-954-001-10	1300-954-003-00	1300-954-004-00

NOTE : Color code is signified only for the parts assigned by the maker as color parts.

4. Serial Numbers :

1) For engines serial number is stamped on CYLINDER BLOCK ASSY.

Please see Fig. No. 5-1.

2) For chassies serial number is shown on the LABEL.

Please see

Serial number 006053 and before



Serial number 006054 and after



5. Parts Order

- 1) Parts numbers listed in the parts catalogue are all registered in “ISEKI on-line computer” .
- 2) When you order parts, please make sure of correct numbers.
- 3) When substitute parts is available, the part number ordered will be automatically turned to a new part number.
- 4) Please be sure to use “ISEKI GENUINE PARTS” .

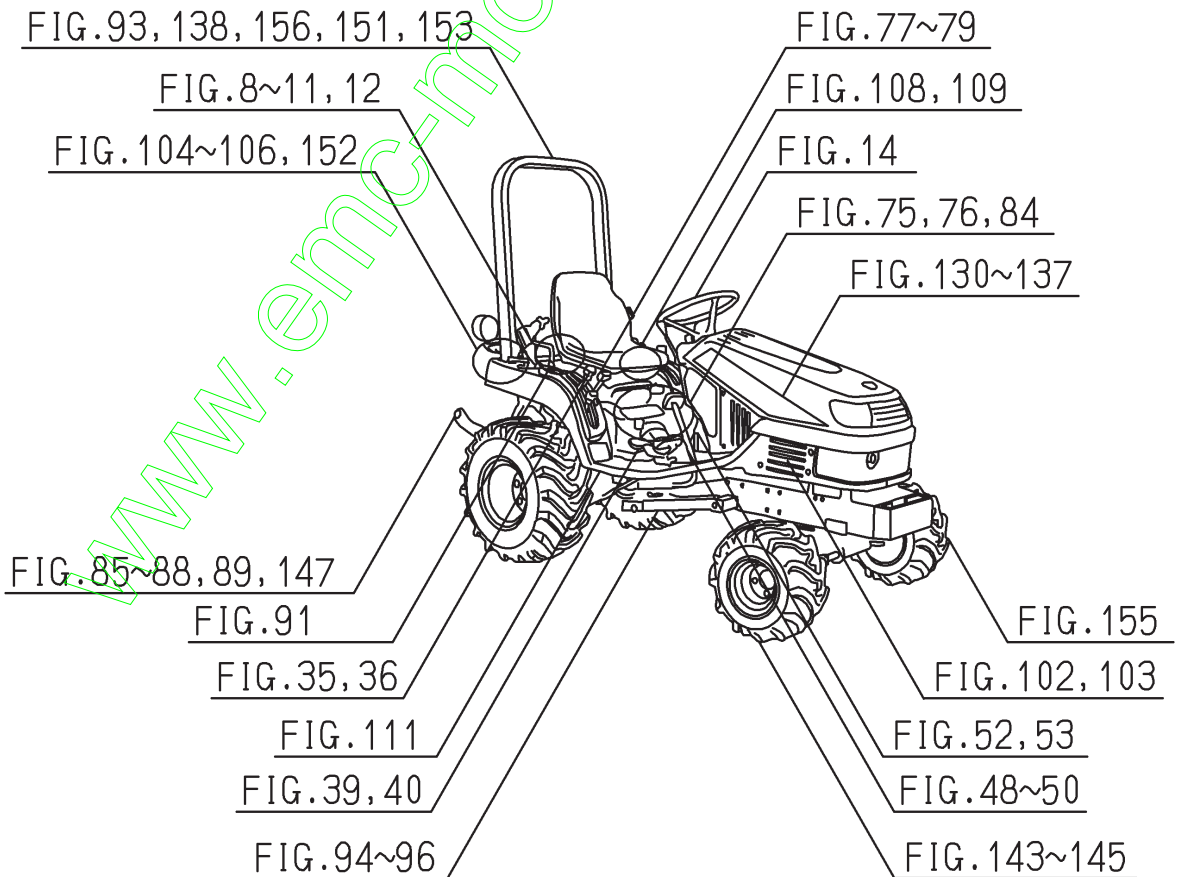
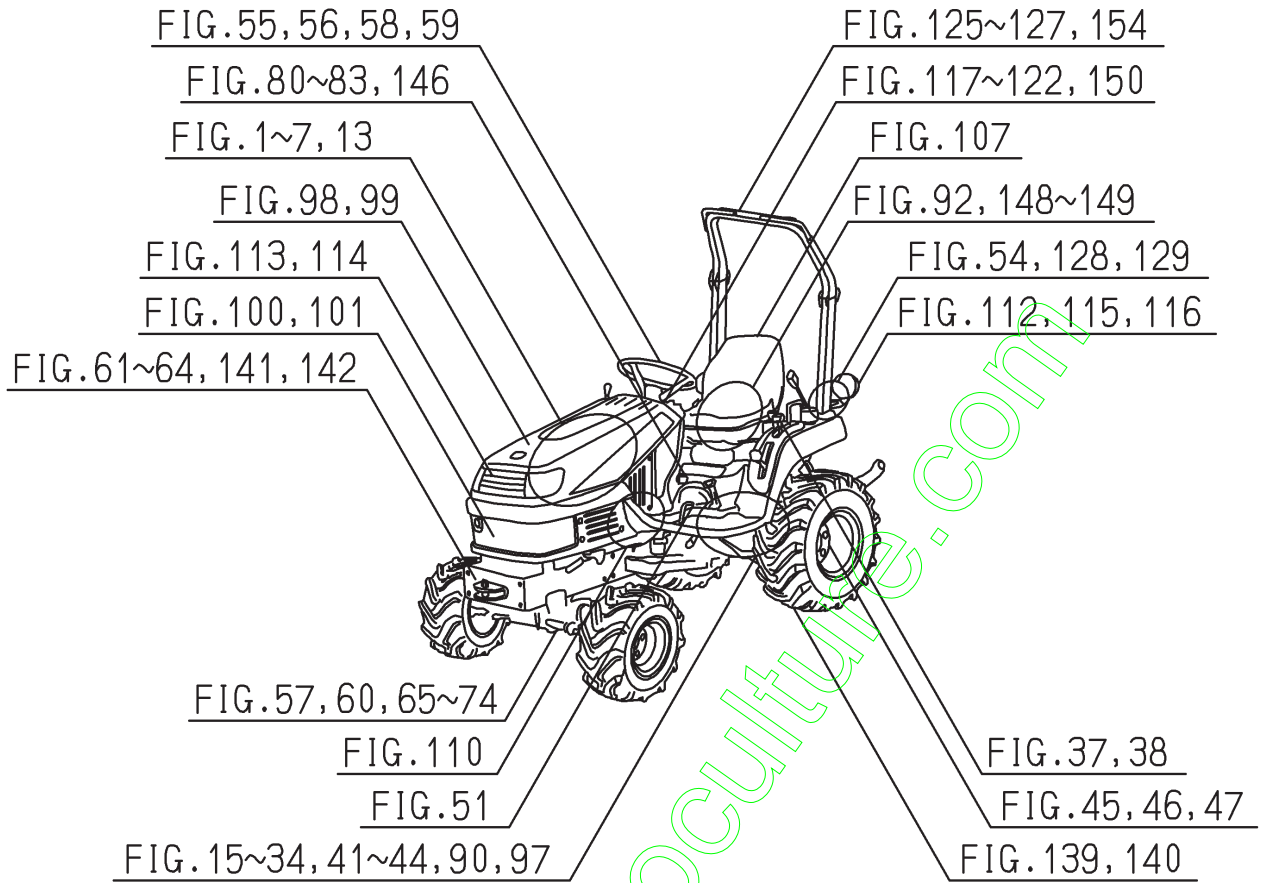
Any other similar parts other than ISEKI parts when used may cause a trouble that makes us unable to repair or guarantee the warrant.

www.emc-motoculture.com

*** Structure Table of Model ***

M O D E L	T X	G E E G R V V G E G V	T X																		
		2 4 6 V L	4 L 3 R 4																		
		3 R E	4 L 3 R 4																		
		F L 4	E T L																		
		H E 4	4 H E 4																		
	FIG.																				
	136	*																			
	137	*	*	**	*	*															
	138	*																			
	139	T	T	T	T	T															
140	T	T	T	T	T	T	T	T													
141	T	T	T	T	T	T	T	T													
142	T				T	T	T	T													
143	T	T	T	T	T	T	T	T													
144	T	T	T	T	T	T	T	T													
145								T	T	T											
146	T																				
147								T	T	T											
148	T	T						T													
149	T	T	T	T	T	T	T	T	T												
150	T		T		T	T	T	T	T												
151	T																				
152	T		T		T	T	T	T													
153	T		T		T	T	T	T													
154	T		T		T	T	T	T													
155		T	T	T	T	T	T	T													
156	*	*	*	*	*	*	*	*	*	*											
157	*	*	*	*	*	*	*	*	*	*											
158	*	*	*	*	*	*	*	*	*	*											
159	*	*	*	*	*	*	*	*	*	*											
160	*	*	*	*	*	*	*	*	*	*											

www.emc-motoculture.com



Contents

TXG23

ENGINE(E3112B12)

SHORT BLOCK ENGIASSY.....	Fig. 1
CYLINDER HEAD.....	Fig. 2
CYLINDER HEAD COVER.....	Fig. 3
INLET MANIFOLD.....	Fig. 4
EXHAUST MANIFOLD.....	Fig. 5
CYLINDER BLOCK.....	Fig. 6
BEARING/UNDER SIZE (OPTION).....	Fig. 7
OIL PAN.....	Fig. 8
REAR PLATE.....	Fig. 9
TIMING GEAR CASE.....	Fig. 10
HANGER.....	Fig. 11
HANGER.....	Fig. 12
VALVE.....	Fig. 13
CAM SHAFT.....	Fig. 14
PISTON.....	Fig. 15
PISTON/OVER SIZE (OPTION).....	Fig. 16
CRANK SHAFT.....	Fig. 17
CRANK SHAFT.....	Fig. 18
OIL PUMP.....	Fig. 19
WATER PUMP.....	Fig. 20
COOLING FAN.....	Fig. 21
INJECTION NOZZLE.....	Fig. 22
INJECTION PUMP.....	Fig. 23
FUEL PIPE.....	Fig. 24

ADAPTER.....	Fig. 25
ELECTRIC (1).....	Fig. 26
ELECTRIC (2).....	Fig. 27
ELECTRIC (2).....	Fig. 28
ELECTRIC (2).....	Fig. 29
LABEL.....	Fig. 30
LABEL(FUEL).....	Fig. 31
REPAIR PARTS(OPTION).....	Fig. 32
COMPONENT PARTS	
FOR 6215-300-036-10 ON Fig.22.....	Fig. 33
COMPONENT PARTS	
FOR 6215-600-103-10 ON Fig.23.....	Fig. 34
COMPONENT PARTS	
FOR 6281-100-014-00 ON Fig.26.....	Fig. 35
COMPONENT PARTS	
FOR 6281-200-005-00 ON Fig.26.....	Fig. 36

www.emc-motoculture.com

Contents

CHASSIS

MOUNT(ENGINE) SYSTEM.....	Fig. 1
RADIATOR SYSTEM.....	Fig. 2
MUFFLER SYSTEM(E6 TYPE).....	Fig. 3
MUFFLER SYSTEM(EXCEPT E6 TYPE).....	Fig. 4
CLEANER(AIR) SYSTEM.....	Fig. 5
PUMP(FUEL) SYSTEM(NO.1-1612).....	Fig. 6
PUMP(FUEL) SYSTEM(NO.1613-).....	Fig. 7
TANK(FUEL) SYSTEM(FH TYPE EXCEPT RL) (V TYPE NO.1-340)(OTHER NO.1-1612).....	Fig. 8
TANK(FUEL) SYSTEM (TH TYPE EXCEPT RL)(V TYPE NO.1-340).....	Fig. 9
TANK(FUEL) SYSTEM (FH TYPE EXCEPT V)(NO.1613-).....	Fig. 10
TANK(FUEL) SYSTEM(FH-V TYPE)(NO.341-).....	Fig. 11
TANK(FUEL) SYSTEM(TH-V TYPE)(NO.341-).....	Fig. 12
BATTERY SYSTEM.....	Fig. 13
LEVER(ACCELERATOR) SYSTEM.....	Fig. 14
SHAFT(INPUT) SYSTEM.....	Fig. 15
CASE(TRANSMISSION) SYSTEM (FH TYPE EXCEPT V).....	Fig. 16
CASE(TRANSMISSION) SYSTEM(FH-V TYPE).....	Fig. 17
CASE(TRANSMISSION) SYSTEM(TH-V TYPE).....	Fig. 18
CASE(TRANSMISSION) SYSTEM (TH TYPE EXCEPT V).....	Fig. 19
METAL(HST) SYSTEM(NO.1-5239).....	Fig. 20
METAL(HST) SYSTEM(NO.5240-).....	Fig. 21
HST SYSTEM(NO.1-5239).....	Fig. 22

HST SYSTEM(NO.5240-)	Fig. 23
GEAR(PUMP) SYSTEM	Fig. 24
GEAR(SUB) SYSTEM	Fig. 25
GEAR(4WD) SYSTEM(FH TYPE)	Fig. 26
GEAR(NOT 4WD) SYSTEM(TH TYPE)	Fig. 27
GEAR(PTO) SYSTEM	Fig. 28
METAL(PTO) SYSTEM(NO.1-5239)	Fig. 29
METAL(PTO) SYSTEM(NO.5240-)	Fig. 30
CHANGE(SUB) SYSTEM	Fig. 31
CHANGE(4WD) SYSTEM(FH TYPE)	Fig. 32
CAP(NOT 4WD) SYSTEM(TH TYPE)	Fig. 33
CHANGE(PTO) SYSTEM	Fig. 34
LEVER(SUB) SYSTEM	Fig. 35
LEVER(4WD) SYSTEM(FH TYPE)	Fig. 36
LEVER(PTO/REAR) SYSTEM	Fig. 37
LEVER(PTO/MID) SYSTEM	Fig. 38
PEDAL(HST) SYSTEM	
(NO.1-1170,EXCEPT E6 TYPE)	Fig. 39
PEDAL(HST) SYSTEM	
(EXCEPT E6 TYPE)(NO.1171-)	Fig. 40
PINION(DRIVE) SYSTEM(NO.1-5466)	Fig. 41
PINION(DRIVE) SYSTEM(NO.5467-)	Fig. 42
GEAR(DIFERENTIAL) SYSTEM	Fig. 43
LOCK(DIFERENTIAL) SYSTEM	Fig. 44
HOUSING(AXLE) SYSTEM(NO.1-5239)	Fig. 45
HOUSING(AXLE) SYSTEM(NO.5240-)	Fig. 46
SHAFT(WHEEL) SYSTEM	Fig. 47
BRAKE SYSTEM	Fig. 48
PEDAL(BRAKE) SYSTEM(E6 TYPE)	Fig. 49
PEDAL(BRAKE) SYSTEM(EXCEPT E6 TYPE)	Fig. 50
PEDAL(DIFF-LOCK) SYSTEM	Fig. 51
BRAKE(PARKING) SYSTEM(E6 TYPE)	Fig. 52
BRAKE(PARKING) SYSTEM	
(EXCEPT E6 TYPE)(NO.1-1324)	Fig. 53

BRAKE(PARKING) SYSTEM

(EXCEPT E6 TYPE)(NO.1325-)..... Fig. 54

WHEEL(STEERING) SYSTEM(E6 TYPE)..... Fig. 55

WHEEL(STEERING) SYSTEM

(EXCEPT E6 TYPE)..... Fig. 56

CYLINDER(STEERING) SYSTEM..... Fig. 57

STEERING(POWER) SYSTEM(NO.1-5827)..... Fig. 58

STEERING(POWER) SYSTEM(NO.5828-)..... Fig. 59

PIPING(STEERING) SYSTEM..... Fig. 60

BRACKET(AXLE) SYSTEM(E6 TYPE)..... Fig. 61

BRACKET(AXLE) SYSTEM(EXCEPT E6 TYPE)..... Fig. 62

HITCH(FRONT) SYSTEM(G TYPE)..... Fig. 63

AXLE(FRONT)SET

(FH TYPE)(NO.2985-5784)(1/2)(2/2)..... Fig. 64

SHAFT(DRIVE/FRONT) SYSTEM

(FH TYPE)(NO.1-6058,EXCEPT E6 TYPE)..... Fig. 65

SHAFT(DRIVE/FRONT) SYSTEM

(FH TYPE EXCEPT E6)(NO.6059-)..... Fig. 66

CASE(BEVEL/FRONT) SYSTEM

(FH TYPE)(NO.1-2984)(NO.5785-)..... Fig. 67

HOUSING(AXLE/FRONT) SYSTEM

(FH TYPE)(NO.1-2984)(NO.5785-)..... Fig. 68

HOUSING(AXLE/FRONT) SYSTEM(TH TYPE)..... Fig. 69

CASE(GEAR/FRONT) SYSTEM

(FH TYPE)(NO.1-2984)(NO.5785-)(1/2)(2/2)..... Fig. 70

SPINDLE(KNUCKLE) SYSTEM(TH TYPE)..... Fig. 71

SHAFT(DRIVE/FINAL) SYSTEM

(FH TYPE)(NO.1-2984)(NO.5785-)..... Fig. 72

ROD(TIE) SYSTEM(FH TYPE)..... Fig. 73

ROD(TIE) SYSTEM(TH TYPE)..... Fig. 74

CASE(CYLINDER) SYSTEM(FH TYPE)..... Fig. 75

COVER(CASE/CYLINDER) SYSTEM

(TH TYPE)..... Fig. 76

CONTROL SYSTEM(FH TYPE)	
(NO.1-6058,EXCEPT E6 TYPE).....	Fig. 77
CONTROL SYSTEM	
(FH TYPE EXCEPT E6)(NO.6059-).....	Fig. 78
CONTROL SYSTEM(TH TYPE).....	Fig. 79
PIPING(MAIN) SYSTEM(FH TYPE EXCEPT V).....	Fig. 80
PIPING(MAIN) SYSTEM(FH-V TYPE)(1/2)(2/2).....	Fig. 81
PIPING(MAIN) SYSTEM(TH TYPE EXCEPT V).....	Fig. 82
PIPING(MAIN) SYSTEM(TH-V TYPE).....	Fig. 83
PIPING(SUB) SYSTEM.....	Fig. 84
LINK(3P) SYSTEM(FH TYPE)	
(E6 TYPE NO.1-,OTHER NO.6098-).....	Fig. 85
LINK(3P) SYSTEM	
(FH TYPE EXCEPT E6)(NO.1-6097).....	Fig. 86
LINK(3P) SYSTEM(TH TYPE).....	Fig. 87
LINK(3P) SYSTEM(FH-V TYPE)(NO.1-1512).....	Fig. 88
ROD(LIFT) SYSTEM(FH TYPE).....	Fig. 89
DRAW BAR SYSTEM.....	Fig. 90
PLATE(TRAILER) SYSTEM	
(EXCEPT E6,G TYPE).....	Fig. 91
VALVE(REMOTE/2DR-1S) SYSTEM	
(V TYPE)(NO.1-1518)(1/2)(2/2).....	Fig. 92
VALVE(2DR-1S) SYSTEM(V TYPE)(NO.1519-).....	Fig. 93
LINK(MOWER) SYSTEM	
(FH TYPE)(NO.1-6058,EXCEPT E6 TYPE).....	Fig. 94
LINK(MOWER) SYSTEM(FH TYPE)(NO.6059-).....	Fig. 95
LINK(MOWER) SYSTEM(TH TYPE).....	Fig. 96
CYLINDER(LIFT) SYSTEM(TH TYPE).....	Fig. 97
HOOD SYSTEM(E6 TYPE).....	Fig. 98
HOOD SYSTEM(EXCEPT E6 TYPE).....	Fig. 99
GRILLE SYSTEM(EXCEPT E6 TYPE).....	Fig.100
GRILLE SYSTEM(E6 TYPE).....	Fig.101
COVER SYSTEM(EXCEPT E6 TYPE).....	Fig.102

COVER SYSTEM(E6 TYPE).....	Fig.103
FENDER SYSTEM(E6 TYPE).....	Fig.104
FENDER SYSTEM	
(EXCEPT E6 TYPE)(NO.1-4076).....	Fig.105
FENDER SYSTEM	
(EXCEPT E6 TYPE)(NO.4077-).....	Fig.106
SEAT SYSTEM(E6 TYPE).....	Fig.107
BASE(SEAT) SYSTEM	
(EXCEPT E6 TYPE)(NO.1-6097).....	Fig.108
BASE(SEAT) SYSTEM	
(EXCEPT E6 TYPE)(NO.6098-).....	Fig.109
MIRROR SYSTEM(EXCEPT E6 TYPE).....	Fig.110
FLOOR SYSTEM.....	Fig.111
PLATE(NUMBER) SYSTEM(G TYPE).....	Fig.112
LAMP(HEAD) SYSTEM(EXCEPT E6 TYPE).....	Fig.113
LAMP(HEAD) SYSTEM(E6 TYPE).....	Fig.114
LAMP(TAIL) SYSTEM(E6 TYPE).....	Fig.115
LAMP SYSTEM(EXCEPT E6 TYPE).....	Fig.116
PANEL SYSTEM(E6 TYPE).....	Fig.117
PANEL SYSTEM	
(EXCEPT E6 TYPE)(NO.1-1292).....	Fig.118
PANEL SYSTEM(EXCEPT E6 TYPE)(NO.1293-).....	Fig.119
SWITCH SYSTEM(E6 TYPE).....	Fig.120
SWITCH SYSTEM	
(EXCEPT E6 TYPE)(NO.1-1292).....	Fig.121
SWITCH SYSTEM	
(EXCEPT E6 TYPE)(NO.1293-).....	Fig.122
HARNESS SYSTEM(E6 TYPE).....	Fig.123
HARNESS SYSTEM(EXCEPT E6 TYPE).....	Fig.124
ROPS(UNDER) SYSTEM	
(FH TYPE EXCEPT E6,RL)(NO.1-2843).....	Fig.125
ROPS SYSTEM(RL TYPE).....	Fig.126
ROPS(UNDER) SYSTEM	
(TH TYPE EXCEPT RL)(NO.1-2843).....	Fig.127

ROPS(UNDER) SYSTEM

(FH TYPE EXCEPT E6)(NO.2844-)	Fig.128
ROPS(UNDER) SYSTEM(TH TYPE)(NO.2844-)	Fig.129
ORNAMENT(E6 TYPE)	Fig.130
ORNAMENT(EXCEPT E6 TYPE)	Fig.131
LABEL(CONTROL)(FH TYPE)(NO.1-6099)	Fig.132
LABEL(CONTROL)(TH TYPE)	Fig.133
LABEL(CONTROL)(FH TYPE)(NO.6100-)	Fig.134
LABEL(E6 TYPE NO.1-6112)	Fig.135
LABEL(E6 TYPE)(NO.6113-)	Fig.136
LABEL(CE)(EXCEPT E6 TYPE)	Fig.137
BRACKET(SMV) SYSTEM(E6 TYPE)	Fig.138

OPTIONAL PARTS

WHEEL(REAR/AGR) SYSTEM

(FH TYPE)(OPTION)	Fig.139
WHEEL(REAR/TURF) SYSTEM(OPTION)	Fig.140
HITCH/FRONT SET (OPTION)	Fig.141

HITCH/FRONT SET

(EXCEPT E6,RL TYPE) (OPTION)	Fig.142
------------------------------	---------

WHEEL(FRONT/AGR) SYSTEM

(FH TYPE)(OPTION)	Fig.143
-------------------	---------

WHEEL(FRONT/TURF) SYSTEM

(FH TYPE)(OPTION)	Fig.144
-------------------	---------

WHEEL(FRONT/TURF) SYSTEM

(TH TYPE)(OPTION)	Fig.145
-------------------	---------

ATTACHMENT SET(E6 TYPE)(OPTION)	Fig.146
---------------------------------	---------

LINK(LOWER)&LINK(TOP) SET

(TH TYPE)(OPTION)(1/2)(2/2)	Fig.147
-----------------------------	---------

VALVE(REMOTE/2DR-1S)SET

(EXCEPT E6,G,V TYPE)(OPTION) (1/2)(2/2)	Fig.148
---	---------

LEVER(SINGLE/1)SET

(EXCEPT E6 TYPE)(OPTION)	Fig.149
--------------------------	---------

HARNES(PARKING)SET

(EXCEPT E6,RL TYPE)(OPTION).....	Fig.150
ROPS SYSTEM(E6 TYPE)(OPTION).....	Fig.151
BRACKET(LAMP)SYSTEM	
(EXCEPT E6,RL TYPE)(OPTION).....	Fig.152
ROPS(UPPER) SET	
(EXCEPT E6,RL TYPE)(OPTION).....	Fig.153
FRAME(SF-188) SET	
(EXCEPT E6,RL TYPE)(OPTION).....	Fig.154
PLATE(BUMPER) SYSTEM	
(RL TYPE)(OPTION).....	Fig.155

COMPONENT PARTS

COMPONENT PARTS

FOR K211-066-000-10 ON Fig.80,81,82,83.....	Fig.156
---	---------

COMPONENT PARTS

FOR K510-001-000-10 ON Fig.22,23.....	Fig.157
---------------------------------------	---------

COMPONENT PARTS

FOR 1725-105-220-00 ON Fig.6,7.....	Fig.158
-------------------------------------	---------

COMPONENT PARTS

FOR 1725-210-210-00 ON Fig.22.....	Fig.159
------------------------------------	---------

COMPONENT PARTS

FOR 1725-219-210-10 ON Fig.28.....	Fig.160
------------------------------------	---------

WIRING DIAGRAM

WIRING DIAGRAM(E4)(OLD)

WIRING DIAGRAM(E4)(NEW)

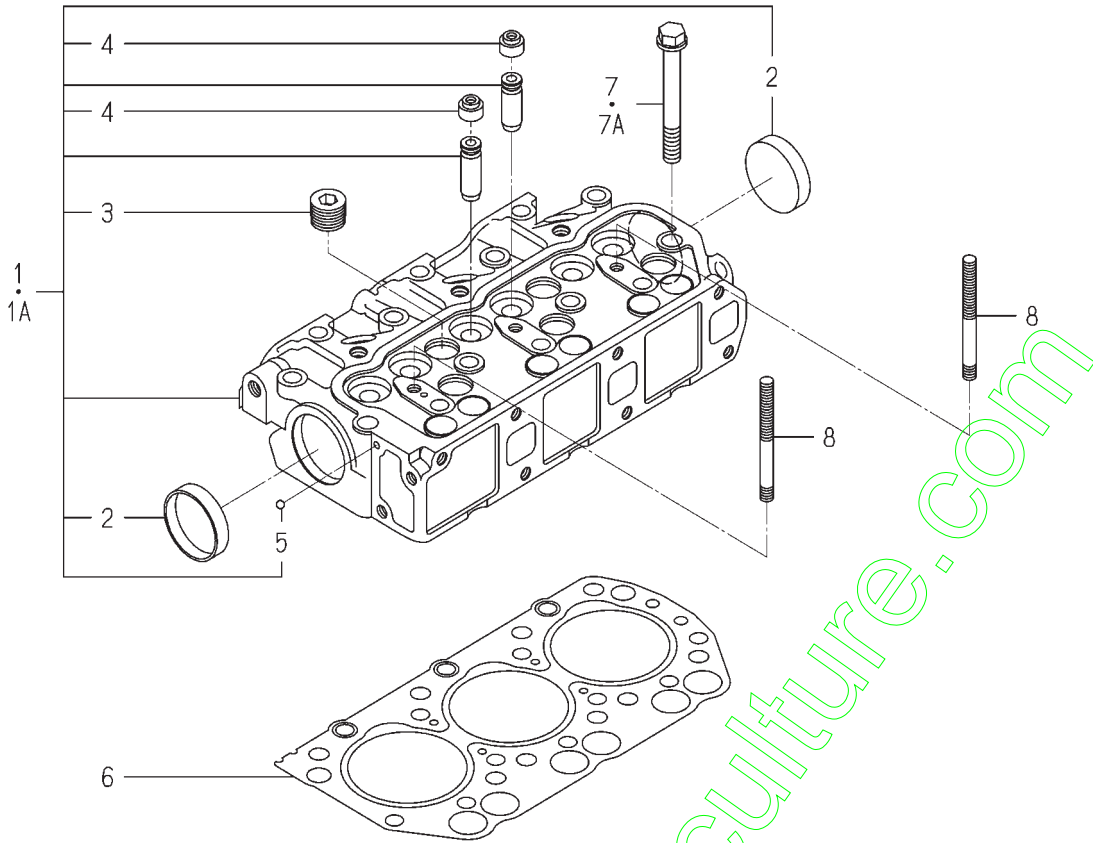
WIRING DIAGRAM(E6)

ENGINE

E3112B12...TXG23

www.emc-motoculture.com

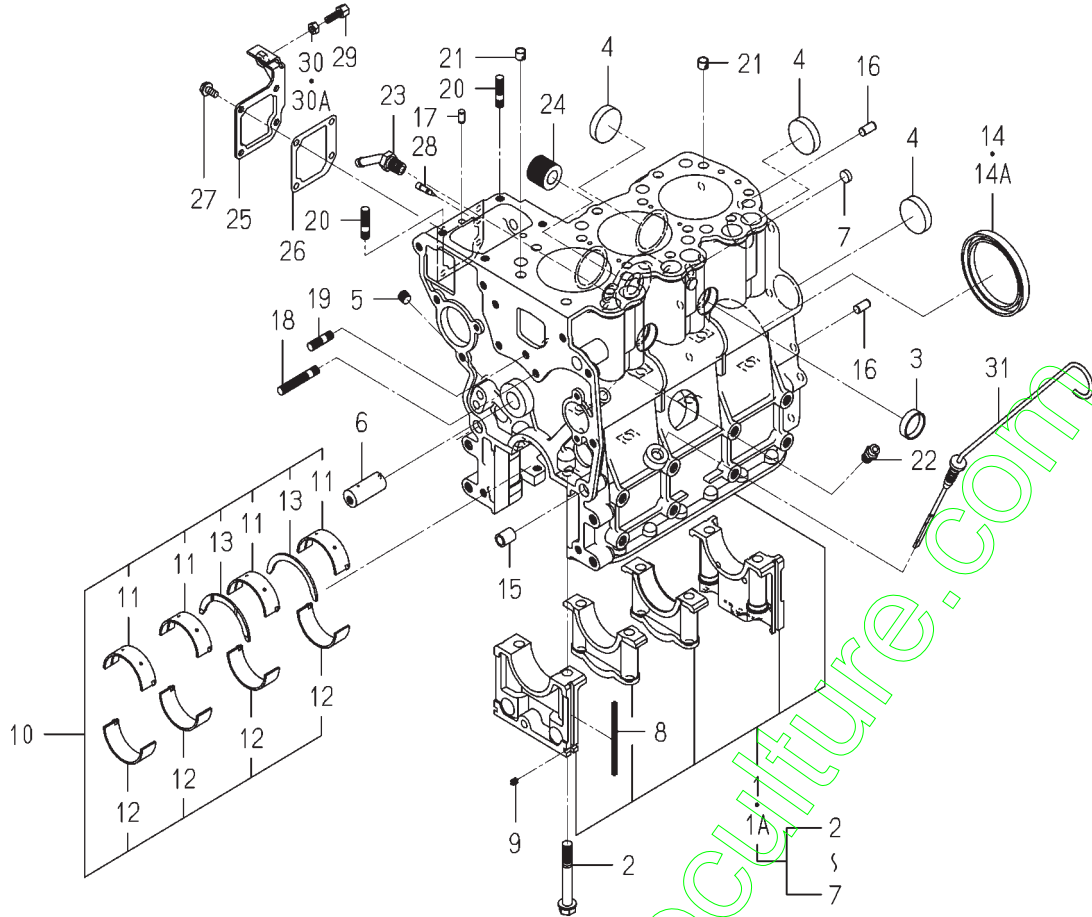
FIG. 2 CYLINDER HEAD



6004-101I-0100,6004-101I-0200

KEY	PART CODE	DESCRIPTION	S P C	TYPE OF MODEL		I T C	C O L	G R P	REMARKS
1	6211-110-057-20	CYLINDERHEAD ASSY	*	E3112					
1A	6211-110-057-30	CYLINDERHEAD ASSY	*	B12					
2	6911-129-006-00	CAP,SEALING	*	1					
3	6209-605-004-10	PLUG/PT1/2	*	-211871					
4	6212-569-002-00	SEAL,OIL	*	2					
5	V682-200-000-60	BALL	*	5					
6	6211-141-029-20	GASKET/CYLINDERHEAD	*	1					
7	6209-000-003-00	BOLT/M10X1.25X82	*	14					
7A	6209-000-044-00	BOLT	*	-255620					
8	6209-300-014-00	STUD	*	14					
				255621-					
				2					

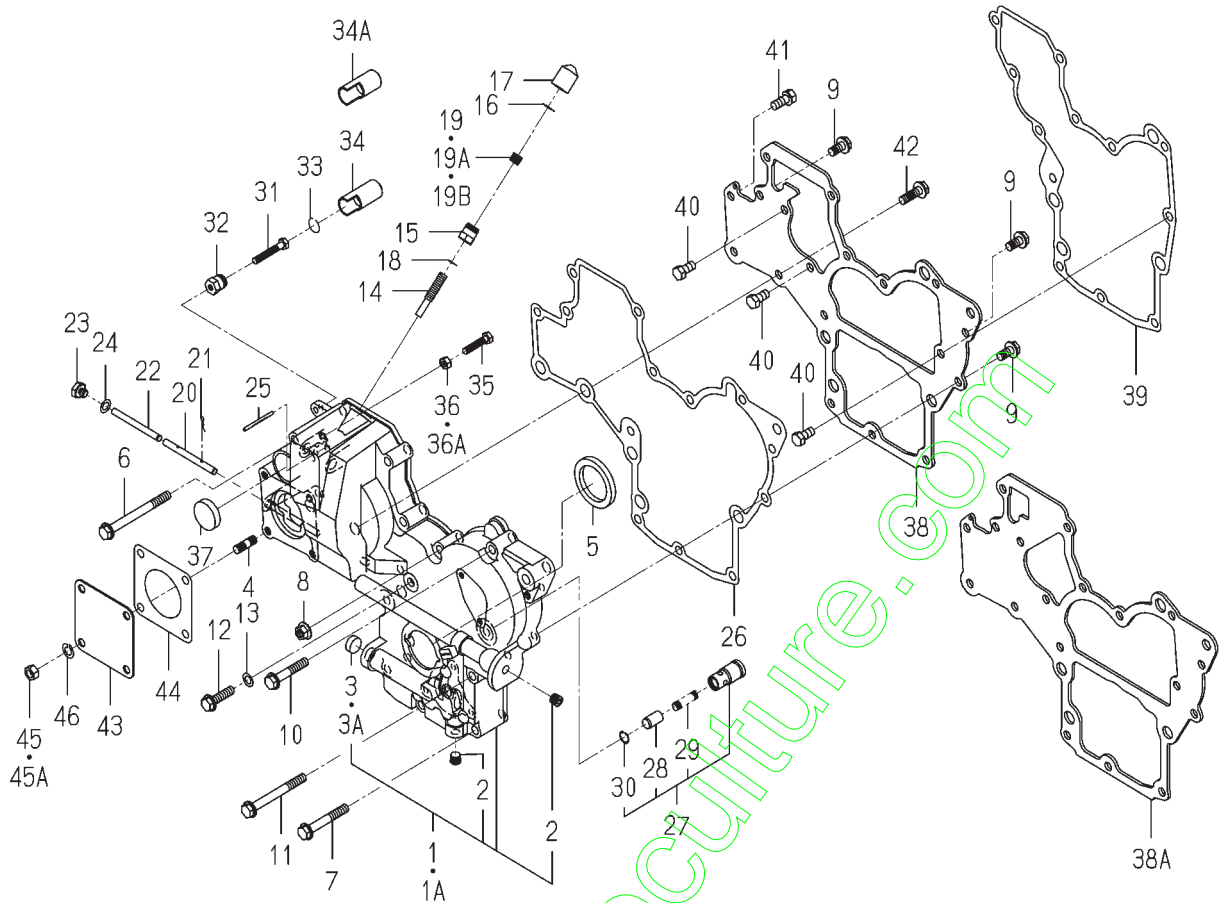
FIG. 6 CYLINDER BLOCK



6004-202A-0100

KEY	PART CODE	DESCRIPTION	S P C	TYPE OF MODEL		I T C	C O L	G R P	REMARKS
				E3112 B12	-271024				
1	6211-210-037-20	CYLINDERBLOCK ASSY	*	1					
1A	6211-210-037-30	CYLINDERBLOCK ASSY	*	1		1			
2	6209-000-004-10	BOLT	*	8					
3	6209-610-001-10	CUP/SEALING/28	*	2					
4	6209-610-009-00	CUP/SEALING/36	*	4					
5	6509-605-019-10	PLUG	*	3					
6	6212-531-005-10	PIN/IDLEGEAR	*	1					
7	6209-610-008-00	CUP/SEALING/12	*	2					
8	6211-258-001-00	SEAL, BEARING CAP	*	4					
9	6211-258-002-00	SEAL, BEARING CAP/7	*	2					
10	6211-510-001-00	METAL, CRANK SET	*	1					
11	6211-511-003-00	BEARING/CRANK/UPPER	*	4					
12	6211-511-004-00	BEARING/CRANK/LOWER	*	4					
13	6211-599-001-10	BEARING, THRUST CRANK	*	2					
14	6209-625-012-00	OILSEAL	*	1					
14A	6209-625-001-00	SEAL, OIL	*	1					
15	6209-749-001-20	PIN/TUBE	*	2					
16	6213-129-006-00	PIN/STRAIGHT	*	2					
17	6209-740-005-00	PIN	*	2					
18	6904-110-840-00	STUD/M8X40	*	1					
19	6904-110-818-00	STUD	*	1					
20	6904-110-822-00	STUD	*	2					
21	6294-453-002-00	DOWEL	*	2					
22	6909-902-299-00	NIPPLE	*	1					
23	6213-721-007-00	PIPE/WATERDRAIN	*	1					
24	6213-319-001-00	CONNECTOR, OIL FILTER	*	1					
25	6211-291-001-10	COVER, INJ PUMP	*	1					
26	6211-292-001-20	GASKET/COVER	*	1					
27	V230-360-601-20	FLANGE BOLT	*	4					
28	6215-549-013-00	PIN	*	1					

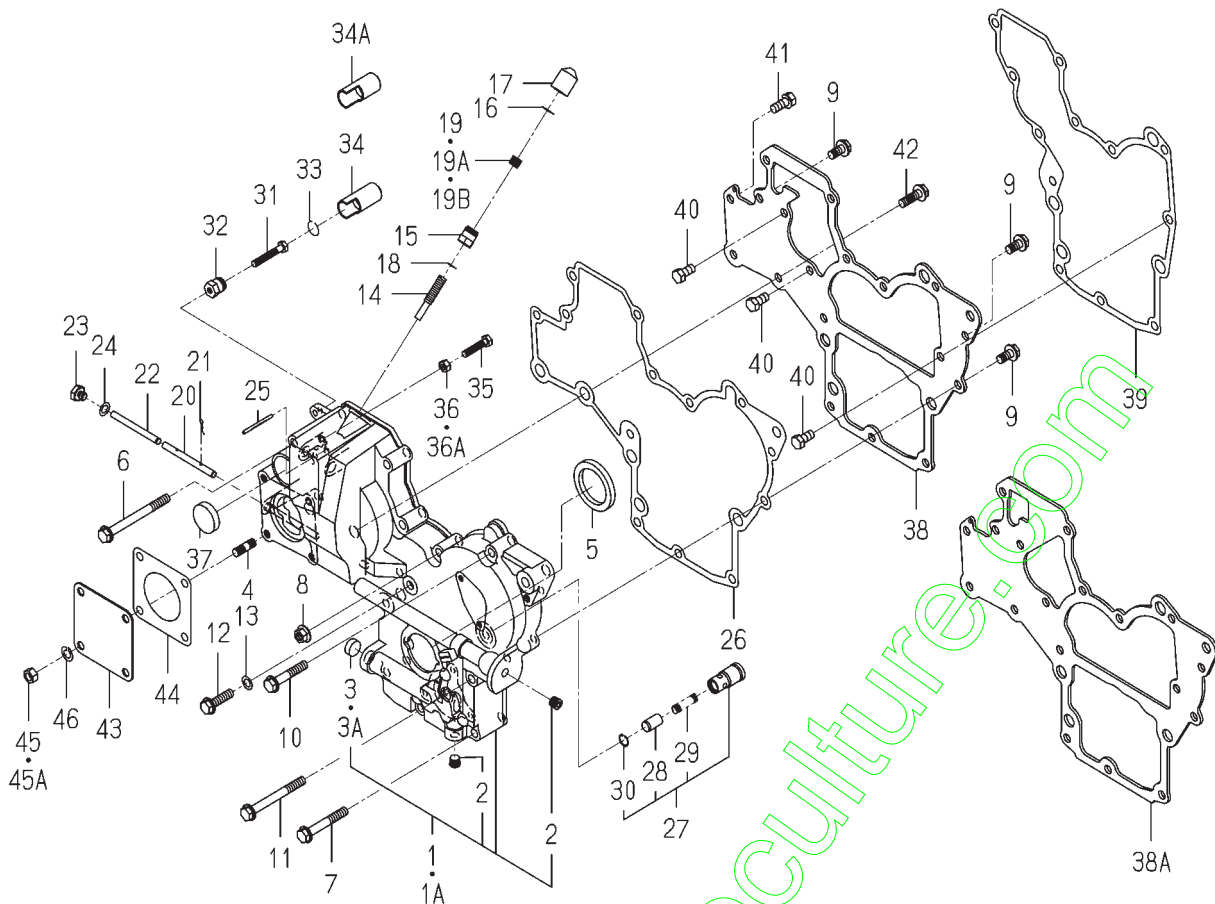
FIG. 10 TIMING GEAR CASE



6004-240K-0100,6004-240K-0200

KEY	PART CODE	DESCRIPTION	S P C	TYPE OF MODEL E3112 B12	I T C	C O L	G R P	REMARKS
1	6211-310-025-30	GEARCASE ASSY	*	1 -303101				
1A	6211-310-025-40	GEARCASE ASSY	*	1 303102-	3			
2	6509-605-019-10	PLUG	*	2				
3	6209-610-002-10	CUP/SEALING/16	*	1 -278779				
3A	6209-610-007-00	CUP/SEALING/16	*	1 278780-				
4	6904-110-814-00	STUD	*	4				
5	6209-625-002-00	SEAL,OIL	*	1				
6	V231-360-808-50	FLANGE BOLT	*	1				
7	V231-360-805-50	FLANGE BOLT	*	2				
8	3817-401-001-00	NUT/M08	*	1				
9	V231-360-801-60	FLANGE BOLT	*	3				
10	V231-360-804-50	FLANGE BOLT	*	5				
11	V231-360-807-50	FLANGE BOLT	*	1				
12	V231-360-803-00	FLANGE BOLT	*	1				
13	6209-500-003-00	WASHER/08X14X01	*	1				
14	6215-546-006-00	STOPPER/MAX POWER ST	*	1				
15	6215-549-057-00	NUT/MAXPOWERSTOPPER	*	1				
16	6209-587-006-10	RING/TAMPER REGISTRAN	*	1				
17	6215-549-058-10	CAP/MAXPOWERSTOPPER	*	1				
18	6209-920-002-00	PACKING	*	1				
19	6509-605-019-10	PLUG	*	1 -285628				
19A	6209-605-007-00	PLUG/PT1/8	*	1 -285704				
19B	V780-140-000-2B	PLUG/SCREW/SEAL	*	1 285705-				
20	6215-542-004-20	PIN/ARM	*	1				
21	P117-303-003-00	PIN/SNAP	*	2				
22	6215-542-005-10	PIN	*	1				
23	6209-600-004-00	PLUG/SCREW	*	1				
24	6209-500-003-00	WASHER/08X14X01	*	1				
25	6209-740-001-00	PIN,GROOVE	*	1				
26	6211-312-003-20	GASKET/GEARCASE	*	1				

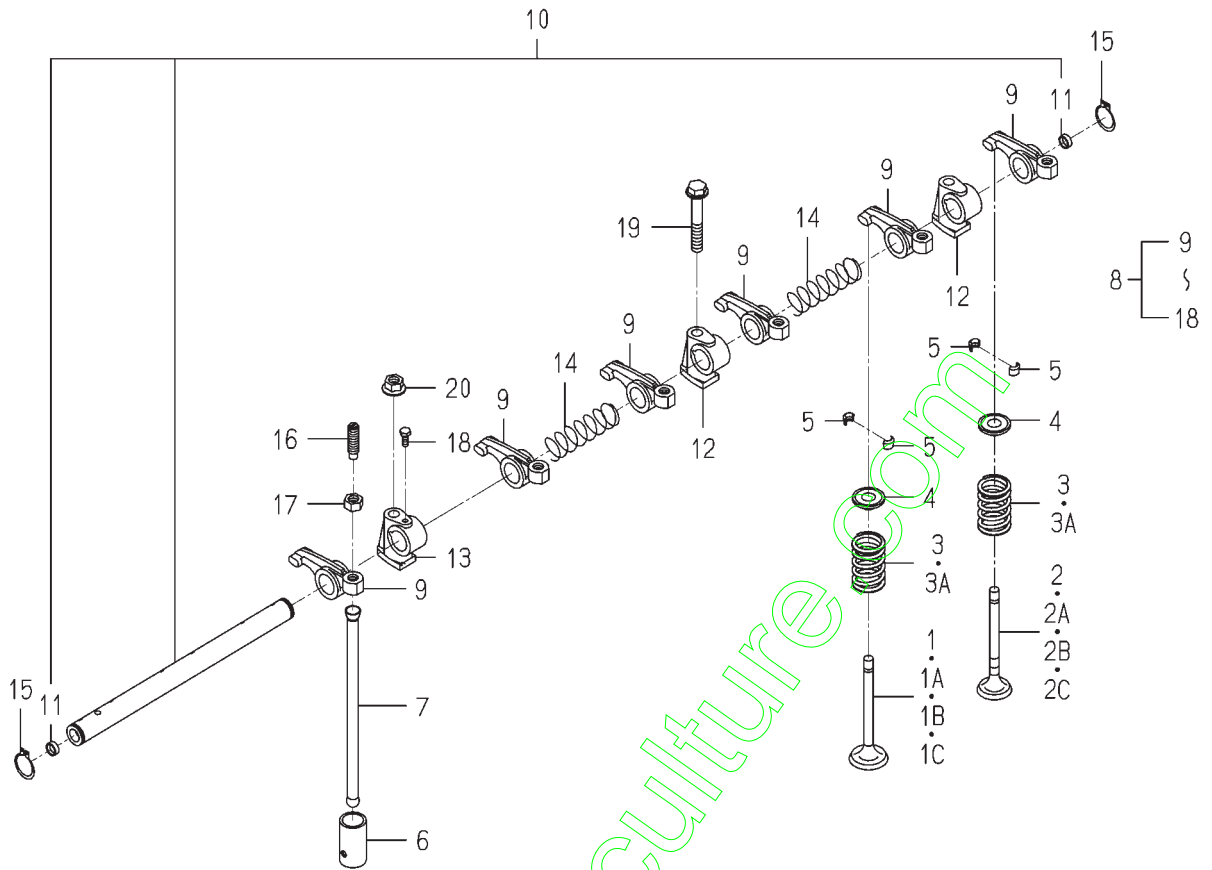
FIG. 10 TIMING GEAR CASE



6004-240K-0100,6004-240K-0200

KEY	PART CODE	DESCRIPTION	S P C	TYPE OF MODEL		I T C	C O L	G R P	REMARKS
				E3112	B12				
27	6213-160-002-20	VALVE/RELIEF ASSY	*	1					
28	6213-161-001-20	PISTON/VALVE/RELIEF	*	1					
29	6213-164-001-00	SPRING/RELIEF VALVE	*	1					
30	V705-140-012-00	RING,SNAP/12 C	*	1					
31	6209-050-003-00	BOLT/HI-IDLESTOPPER	*	1					
32	6215-549-059-00	NUT/HI-IDLESTOPPER	*	1					
33	6209-587-006-10	RING/TAMPER REGISTAN	*	1					
34	6215-549-067-00	CAP/HI-IDLESTOPPER	*	1	-212241				
34A	6215-549-068-10	CAP/HI-IDLESTOPPER	*	1	212242-				
35	6209-050-002-00	BOLT/M6	*	1					
36	6909-110-406-00	NUT	*	1	-278859				
36A	V301-260-006-00	NUT/M6	*	1	278860-				
37	3625-540-004-00	CAP,BLANK/30	*	1					
38	6211-311-048-00	PLATE/FRONT	*	1	-210430				
38A	6211-311-048-10	PLATE/FRONT	*	1	210431-	1			
39	6211-312-004-20	GASKET/PLATE	*	1					
40	6902-050-816-00	BOLT	*	3					
41	V211-560-802-00	BOLT/M8X20	*	1					
42	V231-360-802-50	FLANGEBOLT	*	2					
43	6511-321-083-00	COVER	*	1					
44	6211-322-002-00	GASKET/COVER	*	1					
45	6909-110-408-00	NUT/M8	*	4	-278859				
45A	V304-260-008-00	NUT	*	4	278860-				
46	V401-160-008-00	WASHER,SP/M 8	*	4					

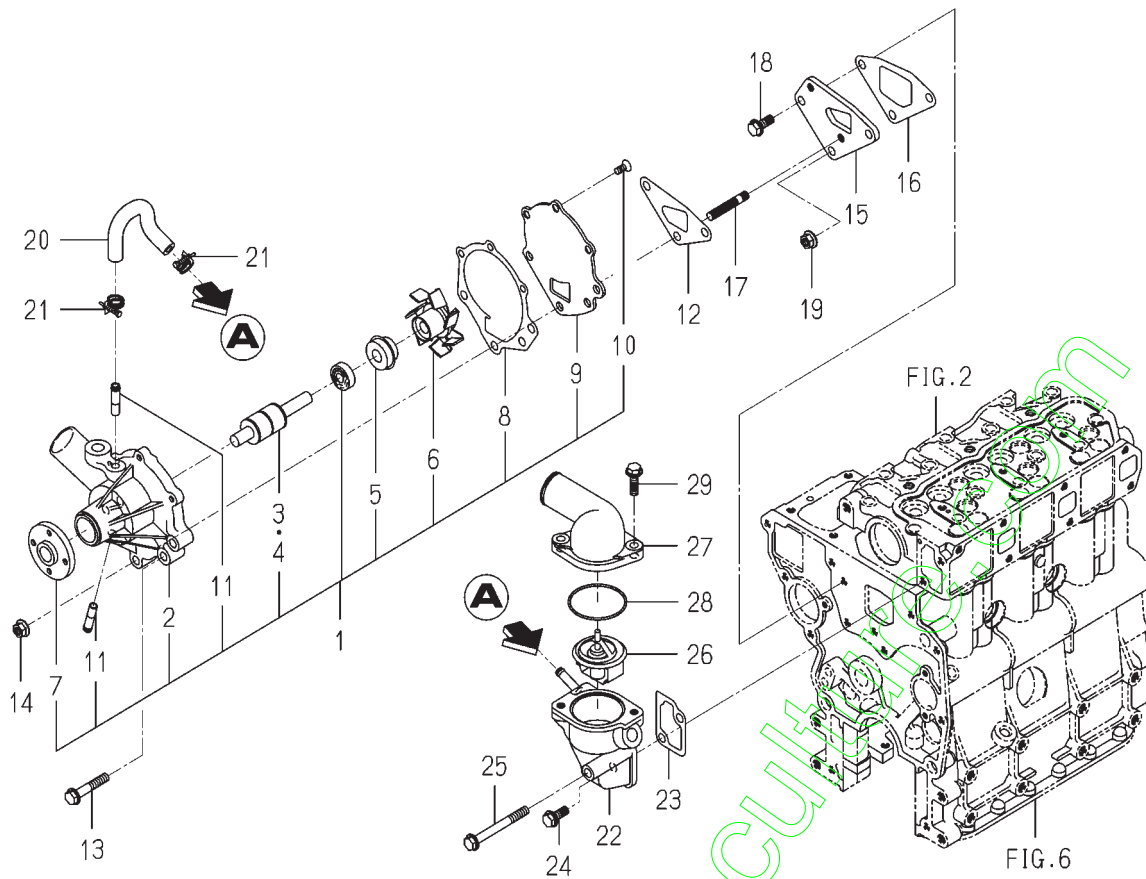
FIG. 13 VALVE



6004-301 -0100

KEY	PART CODE	DESCRIPTION	S P C	TYPE OF MODEL		I T C	C O L	G R P	REMARKS
				E3112 B12					
1	6212-551-001-00	VALVE,INTAKE	*	3 -215014					
1A	6212-551-001-10	VALVE/INTAKE	*	3 -240882		1			
1B	6212-551-029-00	VALVE/INTAKE	*	3 -265131					
1C	6212-551-028-00	VALVE/INTAKE	*	3 265132-					
2	6212-552-001-10	VALVE/EXHAUST	*	3 -215014					
2A	6212-552-001-20	VALVE/EXHAUST	*	3 -240882		1			
2B	6212-552-015-00	VALVE/EXHAUST	*	3 -265131					
2C	6212-552-014-00	VALVE/EXHAUST	*	3 265132-					
3	6212-561-001-00	SPRING/VALVE	*	6 -212419					
3A	6212-561-001-10	SPRING/VALVE	*	6 212420-		1			
4	6212-563-001-00	SEAT,VALVE SPRING	*	6					
5	6212-565-001-00	CUTTER,VALVE	*	12					
6	6212-571-006-00	TAPPET	*	6					
7	6212-575-002-00	ROD,PUSH	*	6					
8	6212-600-002-10	ROCKERSHAFT ASSY	*	1					
9	6212-611-004-10	ROCKERARM	*	6					
10	6212-620-001-20	SHAFT/ROCKERARM ASSY	*	1					
11	6212-626-002-10	PLUG	*	2					
12	6212-628-004-00	BRACKET ROCKER SHAFT	*	2					
13	6212-628-005-00	BRACKET,ROCKER SHAFT	*	1					
14	6209-940-004-00	SPRING	*	2					
15	V704-140-016-00	RING,SNAP/16 C	*	2					
16	6212-616-002-00	SCREW ADJUST	*	6					
17	6209-409-003-00	NUT	*	6					
18	6209-000-002-00	BOLT	*	1					
19	V231-360-805-00	FLANGEBOLT	*	1					
20	3817-401-001-00	NUT/M08	*	2					

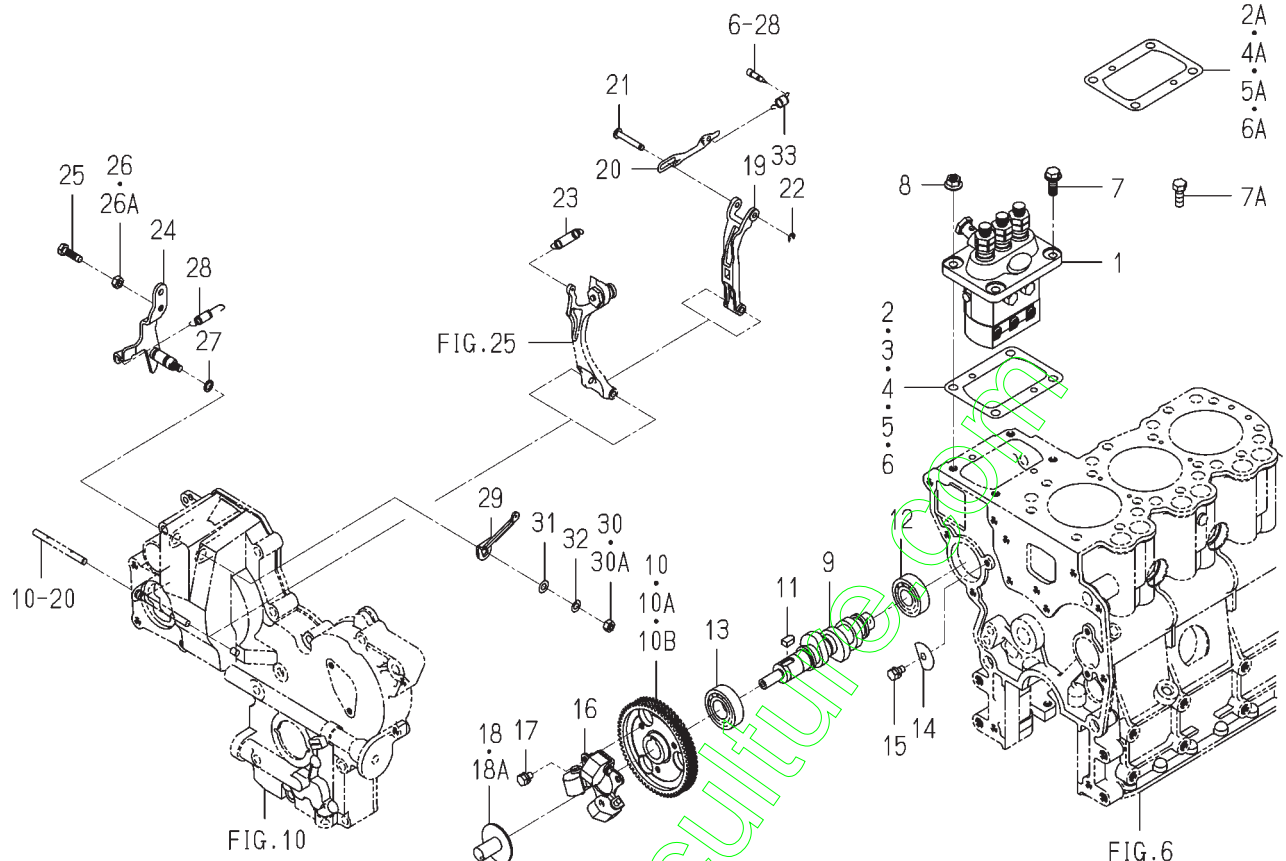
FIG. 20 WATER PUMP



6004-420D-0100

KEY	PART CODE	DESCRIPTION	S P C	TYPE OF MODEL		I T C	C O L	G R P	REMARKS
				E3112	B12				
1	6213-610-005-40	WATERPUMP ASSY	*	1					
2	6213-611-003-20	BODY/WATERPUMP	*	1					
3	6213-631-002-00	BEARING/WATER PUMP	*	1					
4	6213-631-005-00	BEARING/WATERPUMP	*	1					
5	6213-622-002-10	SEAL SET/WATER PUMP	*	1					
6	6213-621-003-00	ROTOR/WATERPUMP	*	1					
7	6213-642-002-00	SEAL/WATER PUMPPULLE	*	1					
8	6213-613-002-10	GASKET	*	1					
9	6213-612-004-00	PLATE/WATER PUMP	*	1					
10	6213-619-003-00	SCREW/WATER PUMP	*	3					
11	6213-619-002-00	PIPE/WATER PUMP	*	2					
12	6213-614-003-10	GASKET/WATER PUMP	*	1					
13	V231-360-804-50	FLANGEBOLT	*	1					
14	3817-401-001-00	NUT/M08	*	2					
15	6213-619-001-00	SPACER,PUMP.WATER	*	1					
16	6213-614-004-10	GASKET,SPACER	*	1					
17	6904-110-840-00	STUD/M8X40	*	2					
18	V231-360-802-00	FLANGEBOLT	*	1					
19	3817-401-001-00	NUT/M08	*	1					
20	6213-729-016-00	HOSE/RUBBER	*	1					
21	J061-210-015-00	CLAMP/WIRE/10-15	*	2					
22	6213-716-001-50	HOUSING/THERMOSTAT	*	1					
23	6213-743-002-10	GASKET/HOUSING	*	1					
24	V231-360-802-00	FLANGEBOLT	*	1					
25	V231-360-807-50	FLANGEBOLT	*	1					
26	6513-770-022-10	THERMOSTAT	*	1					
27	6213-711-004-00	PIPE/WATEROUTLET	*	1					
28	V723-102-005-50	O-RING	*	1					
29	V231-360-802-50	FLANGEBOLT	*	2					

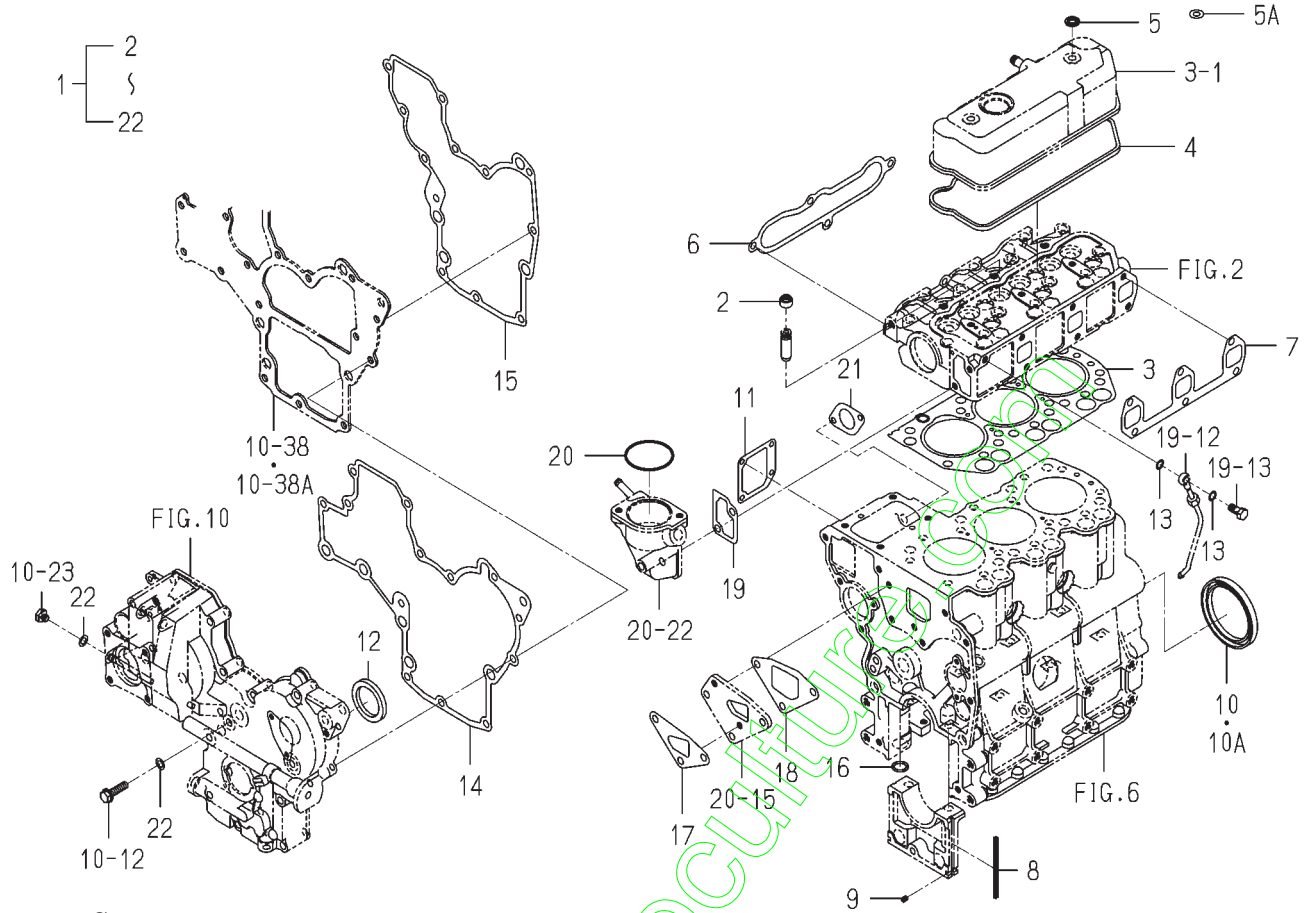
FIG. 23 INJECTION PUMP



6004-5100-0100

KEY	PART CODE	DESCRIPTION	S P C	TYPE OF MODEL E3112 B12	I T C	C O L	G R P	REMARKS
1	6215-600-103-10	INJECTIONPUMP ASSY	*	1				FIG 034
2	6219-752-006-00	SHIM/INJECTION P/0.3	*	1 -236092				
2A	6219-752-045-00	SHIM/INJECTIONPUMP	*	1 236093-				
3	6219-752-007-00	SHIM/INJECTION P/0.1	*	1 -236092				
4	6219-752-008-00	SHIM/INJECTION P/0.2	*	1 -236092				
4A	6219-752-044-00	SHIM/INJECTIONPUMP	*	1 236093-				
5	6219-752-009-00	SHIM/INJECTION P/0.4	*	1 -236092				
5A	6219-752-046-00	SHIM/INJECTIONPUMP	*	1 236093-				
6	6219-752-010-00	SHIM/INJECTION P/0.5	*	1 -229511				
6A	6219-752-047-00	SHIM/INJECTIONPUMP	*	1 236093-				
7	V231-360-802-00	FLANGE BOLT	*	2 -240966				
7A	V201-360-802-00	BOLT/M8X20	*	2 240967-				
8	3817-401-001-00	NUT/M8	*	2				
9	6215-621-016-20	CAMSHAFT/INJECTION P	*	1				
10	6212-524-002-10	GEAR/INJECTIONPUMP	*	1 -208021				
10A	6212-524-002-20	GEAR/INJECTIONPUMP	*	1 -293180		1		
10B	6212-524-002-30	GEAR/INJECTIONPUMP	*	1 293181-		3		
11	6209-730-005-00	KEY/07X05X09	*	1				
12	V600-110-620-30	BEARING,RB/6203	*	1				
13	V600-110-600-40	BEARING,RB/6004	*	1				
14	6212-535-002-00	PLATE,THRUST INJPUMP	*	1				
15	6901-910-612-00	BOLT,SEMS/M6X12	*	1				
16	6215-520-001-00	FLYWEIGHT	*	1				
17	6209-030-043-00	BOLT/M6X10	*	3				
18	6215-526-001-10	PIECE,THRUST	*	1 -211669				
18A	6215-526-004-00	THRUSTPIECE	*	1 211670-				
19	6215-541-001-10	ARM/FLOATING COMP	*	1				
20	6215-543-002-10	RINK/CONTROL	*	1				
21	6215-542-006-00	PIN,CONTROL	*	1				
22	V710-140-004-00	RING,SNAP/ 4 E	*	1				

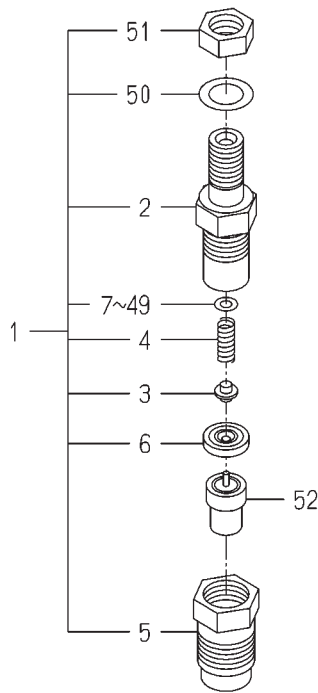
FIG. 32 REPAIR PARTS(OPTION)



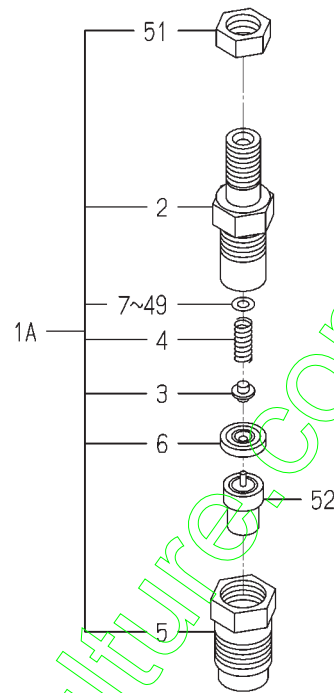
6004-999G-0100

KEY	PART CODE	DESCRIPTION	S P C	TYPE OF MODEL E3112 B12	I T C	C O L	G R P	REMARKS
1	6287-810-035-00	REPAIR/ENGINE SET	T	1				
2	6212-569-002-00	SEAL,OIL	T	6				
3	6211-141-029-20	GASKET/CYLINDERHEAD	T	1				
4	6211-173-003-00	SEAL,CYL.HEAD COVER	T	1				
5	6209-572-002-00	GASKET	T	2 -222070				
5A	6209-572-003-00	GASKET	T	2 222071-				
6	6214-115-001-20	GASKET,INLET MANIFOL	T	1				
7	6214-145-001-30	GASKET,EXH.MANIFOLD	T	1				
8	6211-258-001-00	SEAL,BEARING CAP	T	4				
9	6211-258-002-00	SEAL,BEARING CAP/7	T	2				
10	6209-625-012-00	OILSEAL	T	1 -304283				
10A	6209-625-001-00	SEAL,OIL	T	1 304284-				
11	6211-292-001-20	GASKET/COVER	T	1				
12	6209-625-002-00	SEAL,OIL	T	1				
13	6209-920-002-00	PACKING	T	2				
14	6211-312-003-20	GASKET/GEARCASE	T	1				
15	6211-312-004-20	GASKET/PLATE	T	1				
16	V720-102-401-50	O-RING/P15	T	1				
17	6213-614-003-10	GASKET/WATER PUMP	T	1				
18	6213-614-004-10	GASKET,SPACER	T	1				
19	6213-743-002-10	GASKET/HOUSING	T	1				
20	V723-102-005-50	O-RING	T	1				
21	6209-630-002-10	GASKET	T	1				
22	6209-500-003-00	WASHER/08X14X01	T	2				

**FIG. 33 COMPONENT PARTS
FOR 6215-300-036-10 ON Fig.22**



(1~223724)

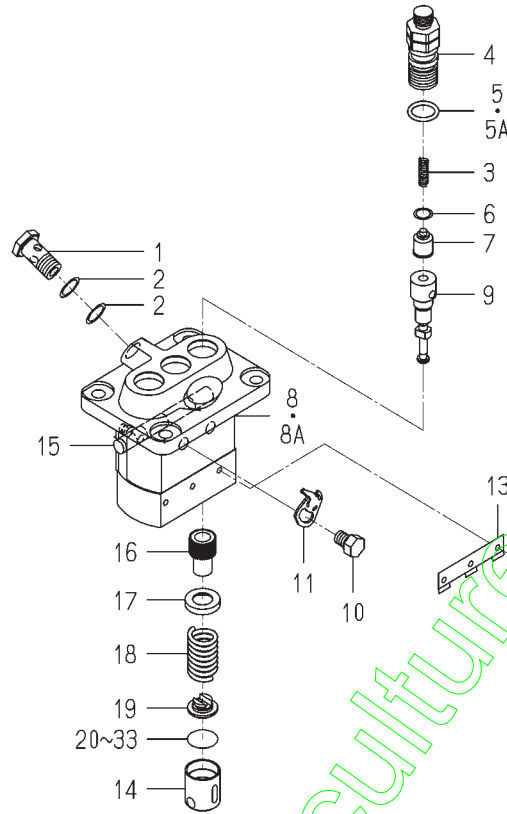


(223725~)

6215-300-036-1B

KEY	PART CODE	DESCRIPTION	S P C	TYPE OF MODEL		I T C	C O L	G R P	REMARKS
				E3112 B12					
1	6215-330-024-00	HOLDER/NOZZLE ASSY	*	3					
1A	6215-330-024-10	HOLDER/NOZZLE ASSY	*	3		2			
2	6215-331-008-00	BODY/NOZZLE HOLDER	*	3					
3	6215-342-001-00	PIN,NOZZLE HOLDER	*	3					
4	6215-343-001-00	WASHER	*	3					
5	6215-332-013-00	NUT/NOZZLERETAINING	*	3					
6	6215-339-001-00	PIECE,DISTANCE	*	3					
7	6215-345-001-00	WASHER/0.9	*	3					
8	6215-345-002-00	WASHER/0.925	*	3					
9	6215-345-003-00	WASHER/0.95	*	3					
10	6215-345-004-00	WASHER/0.975	*	3					
11	6215-345-005-00	WASHER/1.0	*	3					
12	6215-345-006-00	WASHER/1.025	*	3					
13	6215-345-007-00	WASHER/1.05	*	3					
14	6215-345-008-00	WASHER/1.075	*	3					
15	6215-345-009-00	WASHER/1.1	*	3					
16	6215-345-010-00	WASHER/1.125	*	3					
17	6215-345-011-00	WASHER/1.15	*	3					
18	6215-345-012-00	WASHER/1.175	*	3					
19	6215-345-013-00	WASHER/1.2	*	3					
20	6215-345-014-00	WASHER/1.225	*	3					
21	6215-345-015-00	WASHER/1.25	*	3					
22	6215-345-016-00	WASHER/1.275	*	3					
23	6215-345-017-00	WASHER/1.3	*	3					
24	6215-345-018-00	WASHER/1.325	*	3					
25	6215-345-019-00	WASHER/1.35	*	3					
26	6215-345-020-00	WASHER/1.375	*	3					
27	6215-345-021-00	WASHER/1.4	*	3					
28	6215-345-022-00	WASHER/1.425	*	3					
29	6215-345-023-00	WASHER/1.45	*	3					

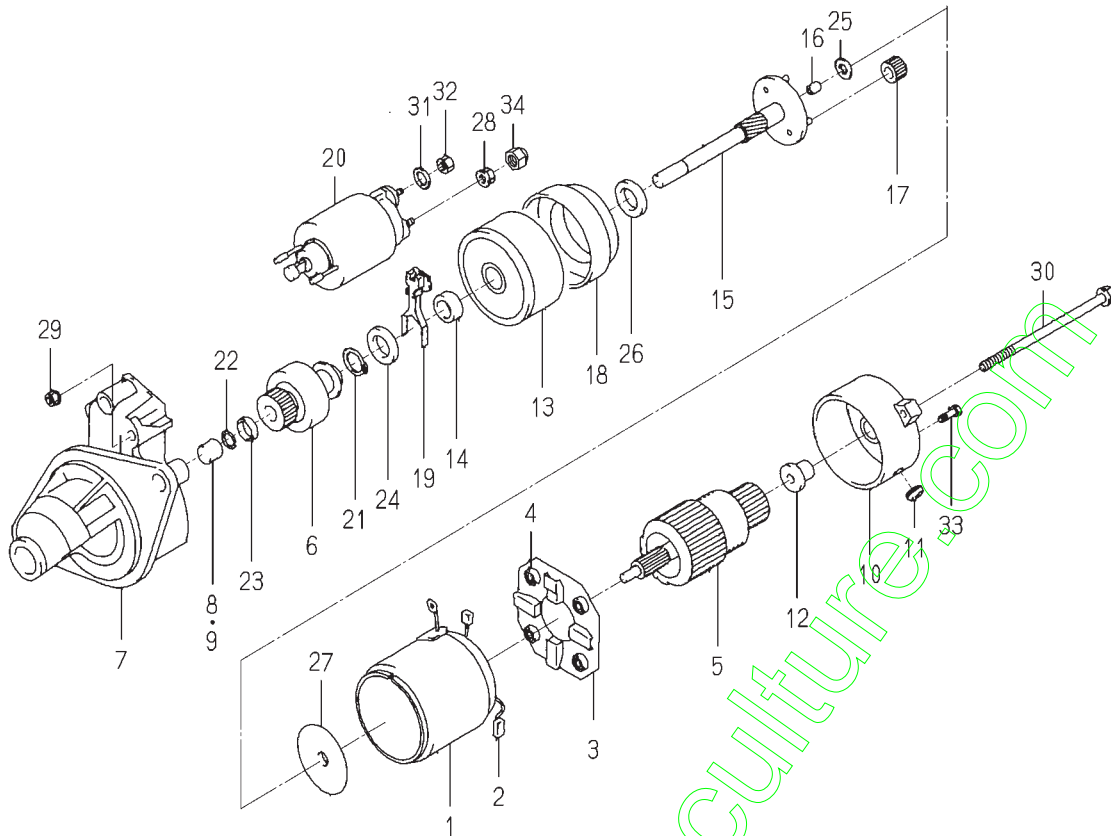
**FIG. 34 COMPONENT PARTS
FOR 6215-600-103-10 ON Fig.23**



6215-600-103-1F

KEY	PART CODE	DESCRIPTION	S P C	TYPE OF MODEL		I T C	C O L	G R P	REMARKS
				E3112 B12					
1	6215-619-009-00	SCREW/HOLLOW	*	1					
2	6215-619-010-00	WASHER/AIR BLEEDER	*	2					
3	6215-643-006-00	SPRING/DELIVERYVALVE	*	3					
4	6215-644-007-00	HOLDER/DELIVERYVALVE	*	3					
5	6215-649-001-00	ORING	*	3	-231476				
5A	6215-649-019-00	ORING	*	3	231477-				
6	6215-649-002-00	GASKET/DELIVERYVALVE	*	3					
7	6215-641-006-00	VALVE ASSY	*	3					
8	6215-611-001-00	HOUSING ASSY	*	1	-257386				
8A	6215-611-017-00	HOUSING ASSY	*	1	257387-				
9	6215-631-019-00	ELEMENT ASSY	*	3					
10	6215-619-022-00	BOLT/WASHER/HEAD	*	2					
11	6215-612-001-00	PLATE/ADJUSTING	*	2					
12	6215-629-001-00	PIN/INJECTIONPUMP	*	3					
13	6215-629-002-00	PLATE	*	1					
14	6215-622-001-00	TAPPET/INJECTIO ASSY	*	3					
15	6215-637-001-00	RACK/CONTROL ASSY	*	1					
16	6215-635-001-00	SLEEVE/PLUNGER	*	3					
17	6215-639-004-00	SEAT/SPRING/UPPER	*	3					
18	6215-634-001-00	SPRING/PUMPPLUNGER	*	3					
19	6215-639-005-00	SEAT/SPRING/LOWER	*	3					
20	6215-629-003-00	PLATE/TAPPET/AD 0.6	*	1					
21	6215-629-004-00	PLATE/TAPPET/AD 0.7	*	1					
22	6215-629-005-00	PLATE/TAPPET/AD 0.8	*	1					
23	6215-629-006-00	PLATE/TAPPET/AD 0.9	*	1					
24	6215-629-007-00	PLATE/TAPPET/AD 1.0	*	1					
25	6215-629-008-00	PLATE/TAPPET/AD 0.2	*	1					
26	6215-629-009-00	PLATE/TAPPET/AD 0.3	*	1					
27	6215-629-010-00	PLATE/TAPPET/AD 0.4	*	1					
28	6215-629-011-00	PLATE/TAPPET/AD 0.5	*	3					

**FIG. 35 COMPONENT PARTS
FOR 6281-100-014-00 ON Fig.26**



6281-100-014-0A

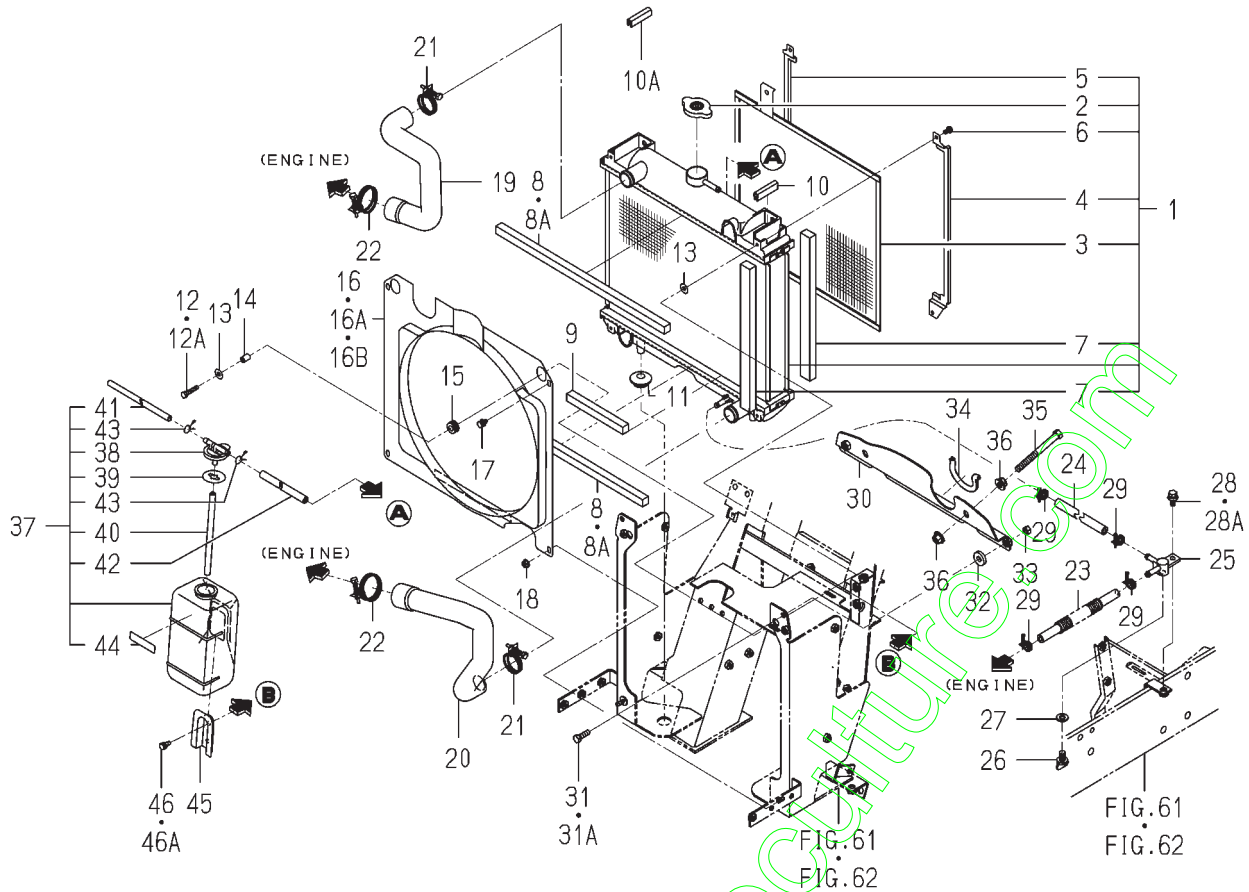
KEY	PART CODE	DESCRIPTION	S P C	TYPE OF MODEL		I T C	C O L	G R P	REMARKS
				E3112	B12				
1	6281-111-009-00	YOKE/STARTER ASSY	*	1					
2	6281-119-009-00	BRUSH/STARTER	*	2					
3	6281-118-007-00	HOLDER/STARTER ASSY	*	1					
4	6281-117-003-00	SPRING/STARTER BRUSH	*	4					
5	6281-121-010-00	ARMATURE/STARTER ASSY	*	1					
6	6281-124-011-00	CLUTCH/STARTER ASSY	*	1					
7	6281-129-064-00	HOUSING/STARTER ASSY	*	1					
8	6281-129-080-00	BEARING/NEEDLE	*	1					
9	6281-129-058-00	BEARING/NEEDLE	*	1					
10	6281-115-017-00	FRAME/COMMUTATOR END	*	1					
11	6281-115-018-00	COVER	*	1					
12	6281-129-065-00	BEARING/OILLESS	*	1					
13	6281-129-066-00	BEARING/WITH SHOCK AB	*	1					
14	6281-129-067-00	BEARING/OILLESS	*	1					
15	6281-129-068-00	SHAFT/STARTER PLANET	*	1					
16	6281-129-069-00	BEARING/OILLESS	*	1					
17	6281-129-070-00	GEAR/STARTER PLANETA	*	3					
18	6281-129-071-00	GEAR/STARTER INTERNAL	*	1					
19	6281-127-003-00	LEVER/PINION DRIVE	*	1					
20	6281-151-014-00	SWITCH/MAGNETIC ASSY	*	1					
21	6281-129-072-00	RING/SNAP	*	1					
22	6281-129-073-00	RING/SNAP	*	1					
23	6281-129-074-00	NUT/PINION STOP	*	1					
24	6281-129-075-00	WASHER/SK	*	1					
25	6281-129-076-00	WASHER/SK	*	1					
26	6281-129-077-00	WASHER/SK	*	1					
27	6281-129-078-00	PLATE	*	1					
28	6281-129-030-00	NUT	*	1					
29	6281-129-029-00	NUT	*	2					
30	6281-129-043-00	BOLT/THROUGH	*	2					

CHASSIS

www.emc-motoculture.com

CHASSIS

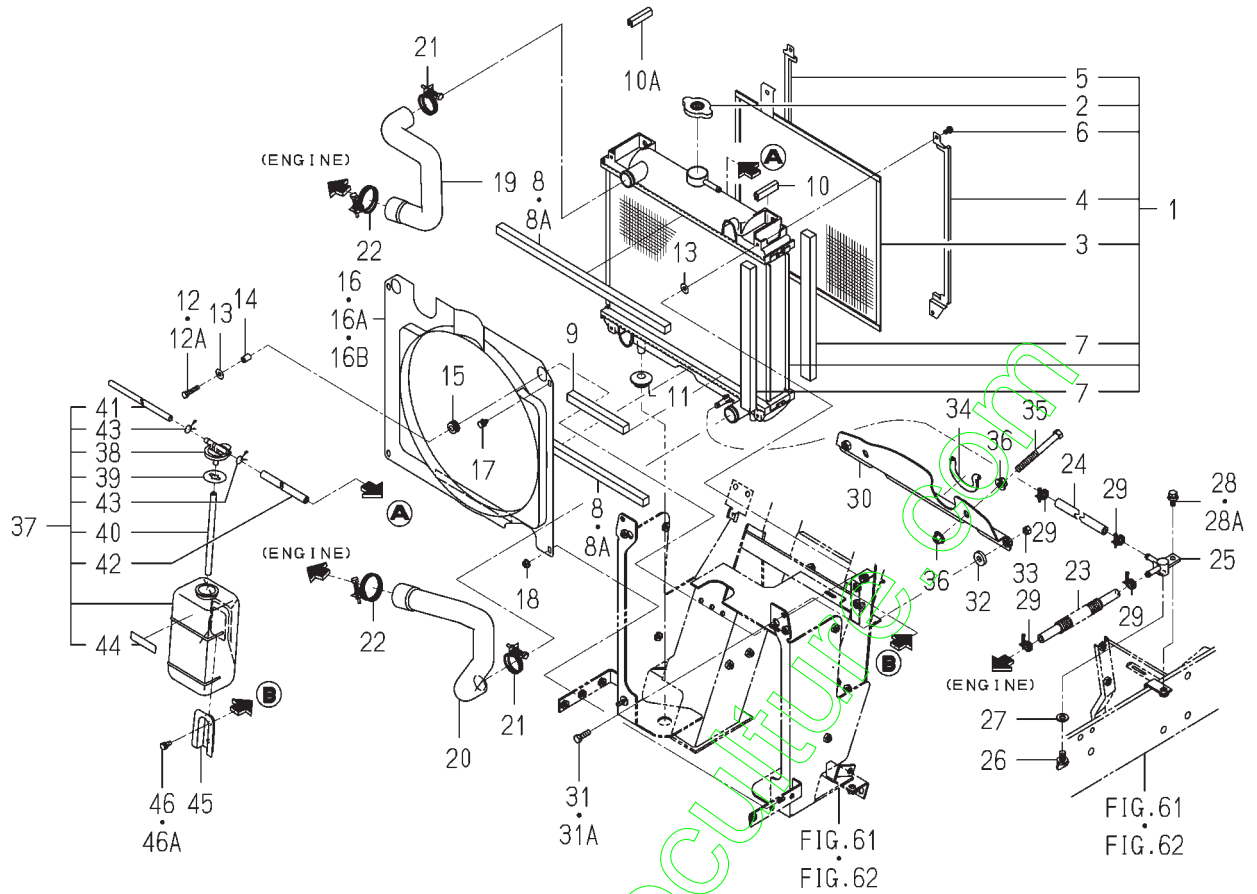
FIG. 2 RADIATOR SYSTEM



1725-102-0100

KEY	PART CODE	DESCRIPTION	S P C	TYPE OF MODEL		I T C	C O L	G R P	REMARKS
				TXG23					
1	1705-102-500-00	RADIATOR ASSY	*	1	1				
2	1650-102-202-10	CAP	*	1	1				
3	1705-102-203-00	PROTECTOR	*	1	1				
4	1703-102-205-00	GUIDE	*	1	1				
5	1703-102-206-00	GUIDE	*	1	1				
6	1703-102-203-00	SCREW/P	*	4	4				
7	1705-102-202-00	PACKING	*	4	4				
8	1650-102-006-00	INSULATOR	*	2	2				
8A	1650-102-006-10	INSULATOR	*	-2500-2501-1	-2500-2501-1	1			
9	1752-102-006-00	INSULATOR/15X15X140	*	1	1				
10	3666-202-005-00	PROTECTOR	*	1	1				
10A	3666-202-005-10	PAD/50	*	-2283-2284-1	-2283-2284-1	1			
11	1421-603-004-00	BUSH, LEVER	*	2	2				
12	V200-260-603-00	BOLT/M 6X30	*	2	2				
12A	V230-360-603-00	FLANGE BOLT	*	-5221-5222-2	-5221-5222-2				
13	3740-162-005-00	WASHER	*	4	4				
14	2150-661-002-00	COLLAR	*	2	2				
15	1427-621-012-00	GROMMET	*	2	2				
16	1725-102-220-10	SHROUD COMP	*	1	1				
16A	1728-102-210-10	SHROUD COMP	*	-2652-3250-1	-2652-3250-1				
16B	1728-102-211-10	SHROUD	*	1	1				
17	V210-360-601-20	BOLT, SEMS	*	2	2				
18	V360-260-006-00	NUT/M6	*	2	2				
19	1725-102-001-00	HOSE/RADIATOR/UPPER	*	1	1				
20	1725-102-002-00	HOSE/RADIATOR/LOWER	*	1	1				
21	J061-230-038-00	CLAMP/WIRE/30-38	*	2	2				
22	J061-236-044-00	CLAMP/WIRE/36-44	*	2	2				
23	1725-102-210-00	HOSE/190 ASSY	*	1	1				
24	1560-104-006-60	HOSE/290	*	1	1				
25	1560-104-010-40	CONNECTOR	*	1	1				

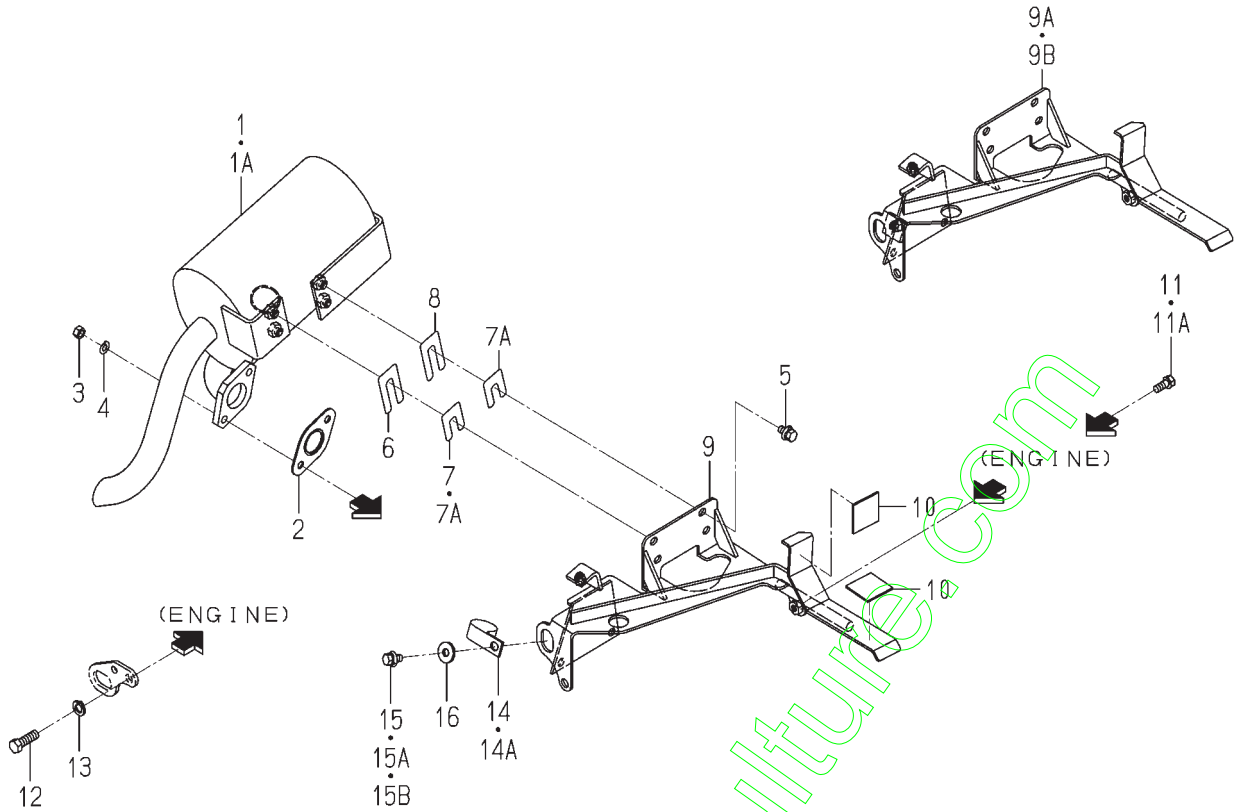
FIG. 2 RADIATOR SYSTEM



1725-102 -0100

KEY	PART CODE	DESCRIPTION	S P C	TYPE OF MODEL		I T C	C O L	G R P	REMARKS
				TXG23					
26	1424-101-203-00	PLUG	*	1	1				
27	1424-101-204-00	PACKING	*	1	1				
28	V211-360-802-00	BOLT/SP	*	1	1				
28A	V211-360-801-60	BOLT,SEMS (SP)	*	1 5136-	1 5136-				
29	J061-210-015-00	CLAMP/WIRE/10-15	*	4	4				
30	1725-102-200-20	PANEL/RADIATOR COMP	*	1	1				
31	V201-260-802-50	BOLT/M 8X25	*	2 -5221	2 -5221				
31A	V231-360-802-50	FLANGEBOLT	*	2 5222-	2 5222-				
32	1423-616-004-00	CUSHION/RUBBER/10X25	*	2	2				
33	V304-260-008-00	NUT	*	2	2				
34	1725-102-003-00	TRIM/140	*	1	1				
35	V201-261-010-00	BOLT/M10X100	*	2	2				
36	V363-260-010-00	NUT/M10	*	4	4				
37	1705-102-240-20	RESERVETANK ASSY	*	1	1				
38	6221-408-008-00	CAP	*	1	1				
39	6221-408-009-00	PACKING	*	1	1				
40	6221-408-010-00	HOSE/RUBBER	*	1	1				
41	1705-102-251-10	PIPE	*	1	1				
42	1705-102-252-20	HOSE/RUBBER	*	1	1				
43	6221-408-013-00	CLAMP	*	2	2				
44	6221-408-007-00	PLATE/CAUTION	*	1	1				
45	6221-408-003-00	BRACKET/RESERVETANK	*	1	1				
46	V210-260-601-60	BOLT/S	*	2 -5221	2 -5221				
46A	V230-360-601-20	FLANGEBOLT	*	2 5222-	2 5222-				

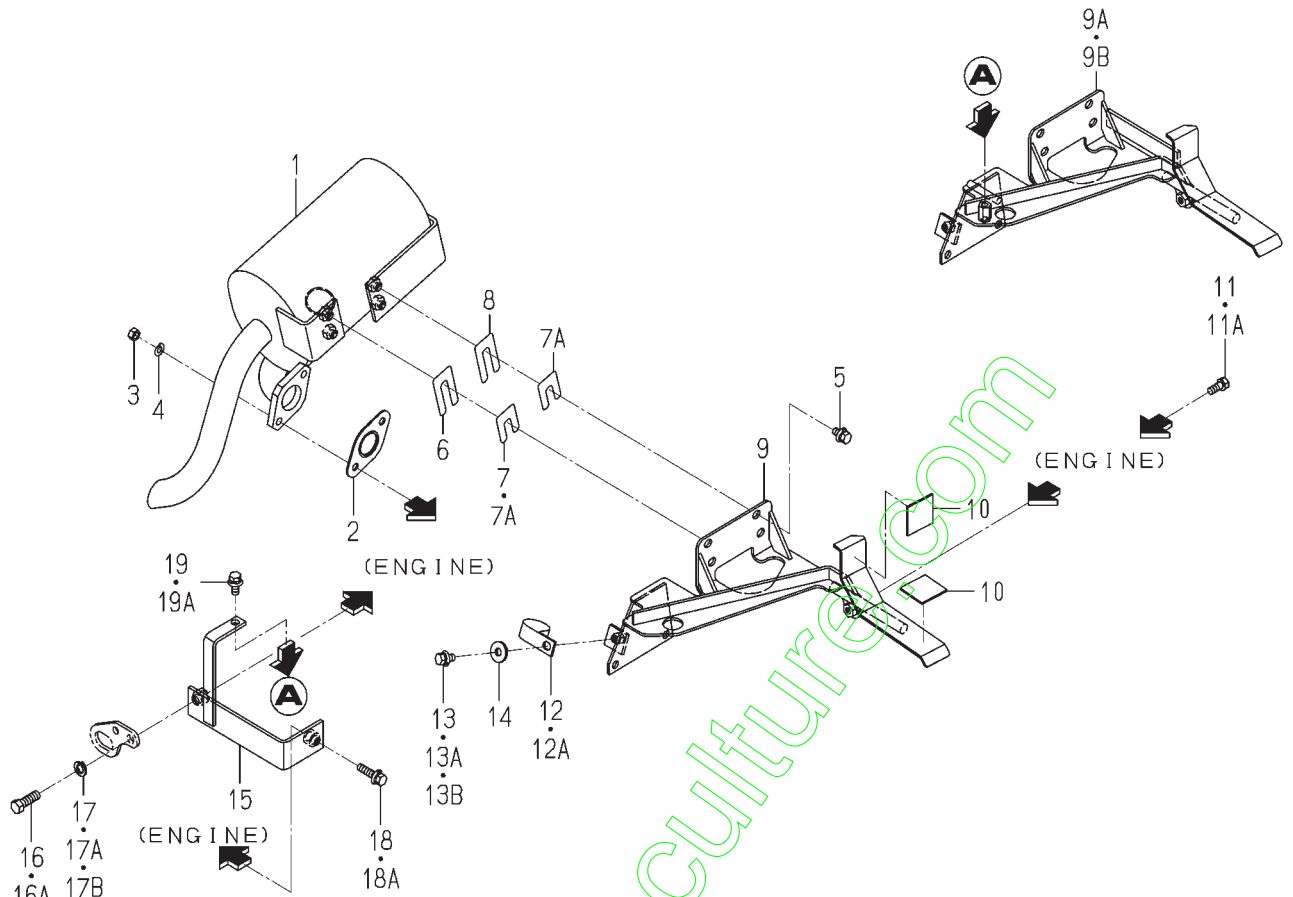
FIG. 3 MUFFLER SYSTEM(E6 TYPE)



1725-103-0100

KEY	PART CODE	DESCRIPTION	S P C	TYPE OF MODEL		I T C	C O L	G R P	REMARKS
				TXG23					
1	1725-103-210-20	MUFFLER COMP	*	1	-3065				
1A	1725-103-210-30	MUFFLER COMP	*	1	3066-	1			
2	3659-301-001-00	GASKET	*	1					
3	V304-700-008-00	NUT	*	2					
4	V401-700-008-00	WASHER/LOCK	*	2					
5	V211-360-801-60	BOLT,SEMS (SP)	*	4					
6	1725-103-001-00	SHIM/0.6/A	*	1	-3195				
7	1725-103-002-00	SHIM/0.6/B	*	1	-3015				
7A	1725-103-002-00	SHIM/0.6/B	*	2	3016-				
8	1725-103-003-00	SHIM/1.2	*	1	-3195				
9	1725-103-200-10	BRACKET/MUFFLER/CLEA	*	1	-2969				
9A	1725-103-200-20	BRACKET/MUFFLER/CLEA	*	1	-5595	1			
9B	1725-103-200-30	BRACKET/MUFFLER/CLEA	*	1	5596-	1			
10	1427-111-229-00	CUSHION,RUBBER	*	2					
11	V211-260-802-00	BOLT/S	*	1	-5227				
11A	V231-360-801-60	FLANGEBOLT	*	1	5228-				
12	V203-261-002-00	BOLT/M10X20	*	1	-2877				
13	V401-160-010-00	WASHER,SP/M10	*	1	-2877				
14	1672-103-001-00	CLAMP/32	*	1	-2969				
14A	2515-103-002-10	CLAMP/32	*	1	2970-				
15	V211-360-801-60	BOLT,SEMS (SP)	*	1	-5227				
15A	V211-360-802-00	BOLT/SP	*	1	-5595				
15B	3650-831-004-00	BOLT	*	1	5596-				
16	4101-102-038-00	WASHER/24X9X3.2	*	1	-5595				

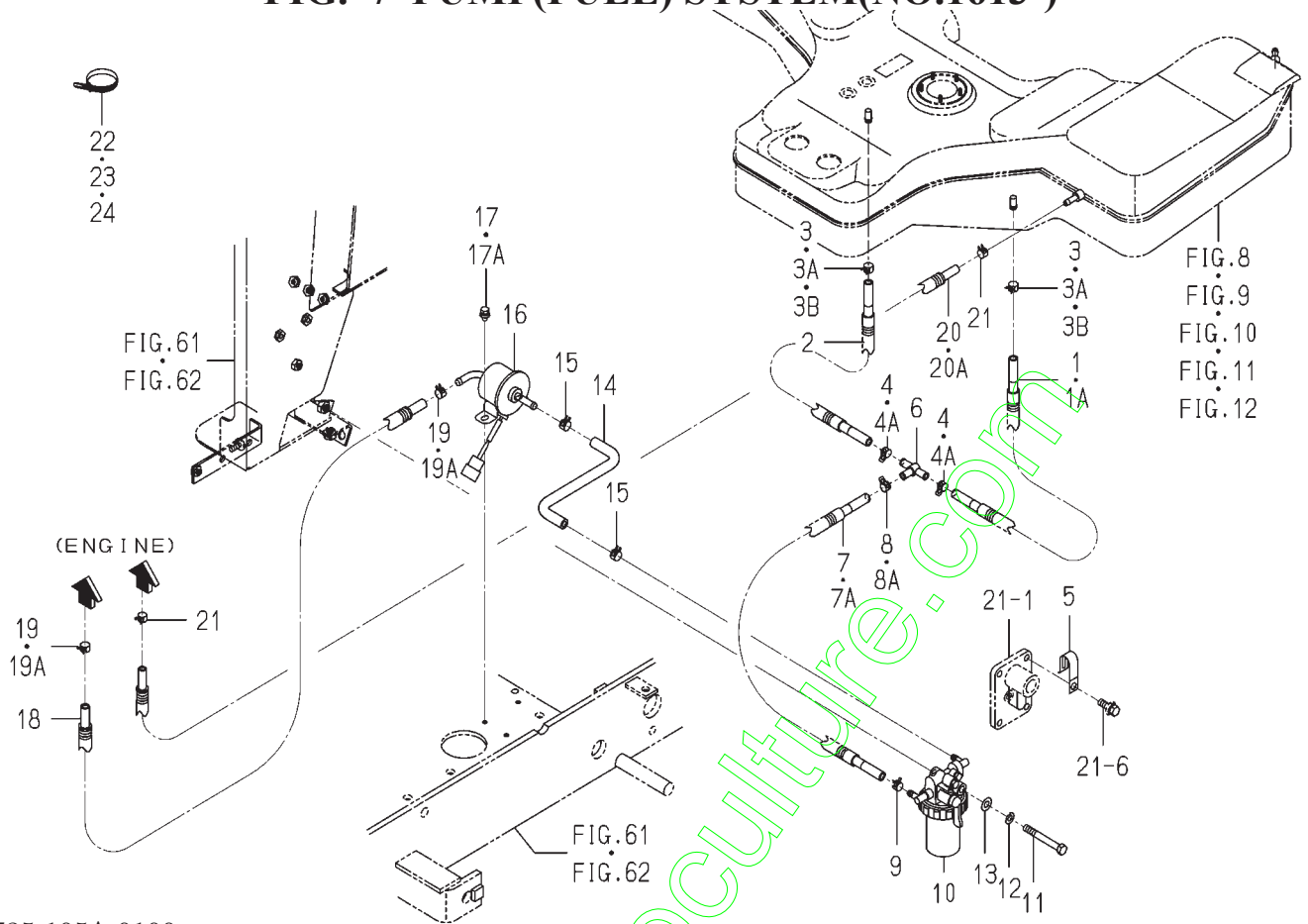
FIG. 4 MUFFLER SYSTEM(EXCEPT E6 TYPE)



1739-103-0100

KEY	PART CODE	DESCRIPTION	S P C	TYPE OF MODEL		I T C	C O L	G R P	REMARKS
				TXG23					
1	1739-103-200-00	MUFFLER COMP	*	1	1				
2	3659-301-001-00	GASKET	*	1	1				
3	V304-700-008-00	NUT	*	2	2				
4	V401-700-008-00	WASHER/LOCK	*	2	2				
5	V211-360-801-60	BOLT,SEMS (SP)	*	4	4				
6	1725-103-001-00	SHIM/0.6/A	*	1 -3101	1 -3101				
7	1725-103-002-00	SHIM/0.6/B	*	1 -3002	1 -3002				
7A	1725-103-002-00	SHIM/0.6/B	*	2 3003-	2 3003-				
8	1725-103-003-00	SHIM/1.2	*	1 -3101	1 -3101				
9	1739-103-210-00	BRACKET/MUFFLER/CLEA	*	1 -2973	1 -2973				
9A	1739-103-210-10	BRACKET/MUFFLER/CLEA	*	1 -5658	1 -5658		1		
9B	1739-103-210-20	BRACKET/MUFFLER/CLEA	*	1 5659-	1 5659-		1		
10	1427-111-229-00	CUSHION,RUBBER	*	2	2				
11	V211-260-802-00	BOLT/S	*	1 -5221	1 -5221				
11A	V231-360-801-60	FLANGE BOLT	*	1 5222-	1 5222-				
12	1672-103-001-00	CLAMP/32	*	1 -2973	1 -2973				
12A	2515-103-002-10	CLAMP/32	*	1 2974-	1 2974-				
13	V211-360-801-60	BOLT,SEMS (SP)	*	1 -5221	1 -5221				
13A	V211-360-802-00	BOLT/SP	*	1 -5658	1 -5658				
13B	3650-831-004-00	BOLT	*	1 5659-	1 5659-				
14	4101-102-038-00	WASHER/24X9X3.2	*	1 -5658	1 -5658				
15	1739-103-220-00	BRACKET/FRONT COMP	*	1 2974-	1 2974-				
16	V203-361-003-00	BOLT	*	1 -3002	1 -3002				
16A	V203-361-003-50	BOLT	*	1 3003-	1 3003-				
17	V401-160-010-00	WASHER,SP/M10	*	1 -2973	1 -2973				
17A	V401-160-010-00	WASHER,SP/M10	*	1 -3002	1 -3002				
17B	V401-160-010-00	WASHER,SP/M10	*	1 3003-	1 3003-				
18	V211-660-803-50	BOLT/SP	*	1 -3002	1 -3002				
18A	V211-560-803-50	BOLT/S	*	1 3003-	1 3003-				
19	V211-360-802-00	BOLT/SP	*	1 -5221	1 -5221				

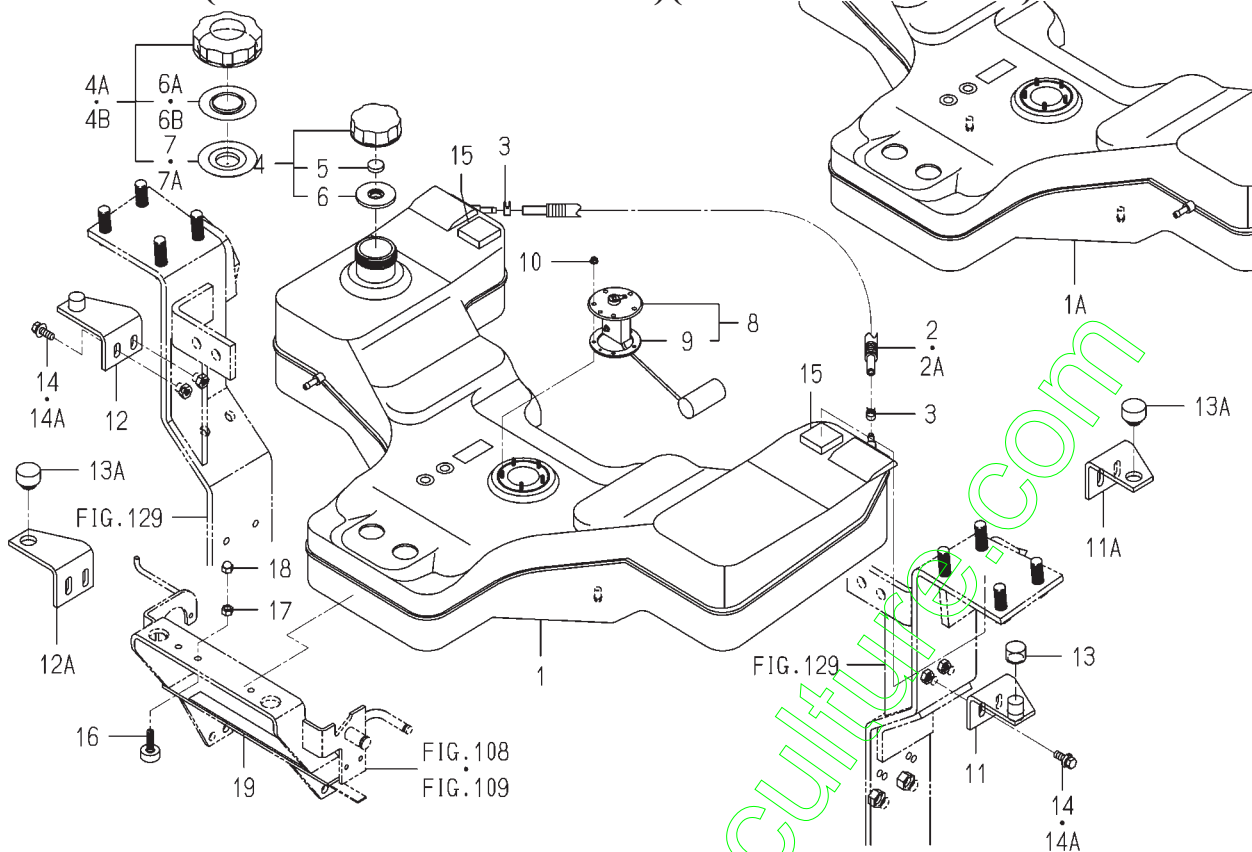
FIG. 7 PUMP(FUEL) SYSTEM(NO.1613-)



1725-105A-0100

KEY	PART CODE	DESCRIPTION	S P C	TYPE OF MODEL		I T C	C O L	G R P	REMARKS
				TXG23					
1	1725-105-310-00	HOSE/07X12X500 ASSY	*	1 -1742	1 -1742				
1A	1725-105-002-10	HOSE/08X12X100	*	1 1743-	1 1743-	1			
2	1725-105-320-00	HOSE/07X12X570 ASSY	*	1 1613-	1 1613-				
3	J062-111-120-00	CLIP/HOSE/11.1-12	*	2 -5410	2 -5410				
3A	1650-111-034-00	CLIP/HOSE/11-13	*	2 -5445	2 -5445				
3B	J062-119-126-00	CLIP/HOSE/11.9-12.6	*	2 5446-	2 5446-				
4	1650-111-034-00	CLIP/HOSE/11-13	*	2 -5445	2 -5445				
4A	J062-119-126-00	CLIP/HOSE/11.9-12.6	*	2 5446-	2 5446-				
5	1425-621-004-00	HOLDER/JE/9-9	*	1 1925-	1 1925-				
6	1725-105-001-00	JOINT/T	*	1 1613-	1 1613-				
7	1725-105-330-00	HOSE/07X12X910 ASSY	*	1 -1928	1 -1928				
7A	1725-105-330-10	HOSE/07X12X1250 ASSY	*	1 1929-	1 1929-	3			
8	1650-111-034-00	CLIP/HOSE/11-13	*	1 -5445	1 -5445				
8A	J062-119-126-00	CLIP/HOSE/11.9-12.6	*	1 5446-	1 5446-				
9	J062-104-111-00	CLIP/HOSE/10.4-11.1	*	1 1613-	1 1613-				
10	1725-105-220-00	FILTER/FUEL ASSY	*	1 1613-	1 1613-				FIG 158
11	V201-260-806-50	BOLT/M 8X65	*	1 1613-	1 1613-				
12	V401-160-008-00	WASHER,SP/M 8	*	1 1613-	1 1613-				
13	V411-260-008-00	WASHER,PL/M 8	*	1 1613-	1 1613-				
14	1703-105-002-00	HOSE	*	1 1613-	1 1613-				
15	J062-119-126-00	CLIP/HOSE/11.9-12.6	*	2 1613-	2 1613-				
16	1703-105-210-00	PUMP/FUEL ASSY	*	1 1613-	1 1613-				
17	V210-360-601-20	BOLT,SEMS	*	2 -5750	2 -5750				
17A	V230-360-601-20	FLANGEBOLT	*	2 5751-	2 5751-				
18	1725-105-200-00	HOSE/07X12X800 ASSY	*	1 1613-	1 1613-				
19	J062-111-120-00	CLIP/HOSE/11.1-12	*	2 -5445	2 -5445				
19A	J062-119-126-00	CLIP/HOSE/11.9-12.6	*	2 5446-	2 5446-				
20	1725-105-210-00	HOSE/06X10X2200 ASSY	*	1 -1720	1 -1720				
20A	1725-105-210-10	HOSE/06X10X1900 ASSY	*	1 1721-	1 1721-	3			
21	J062-104-111-00	CLIP/HOSE/10.4-11.1	*	2 1613-	2 1613-				

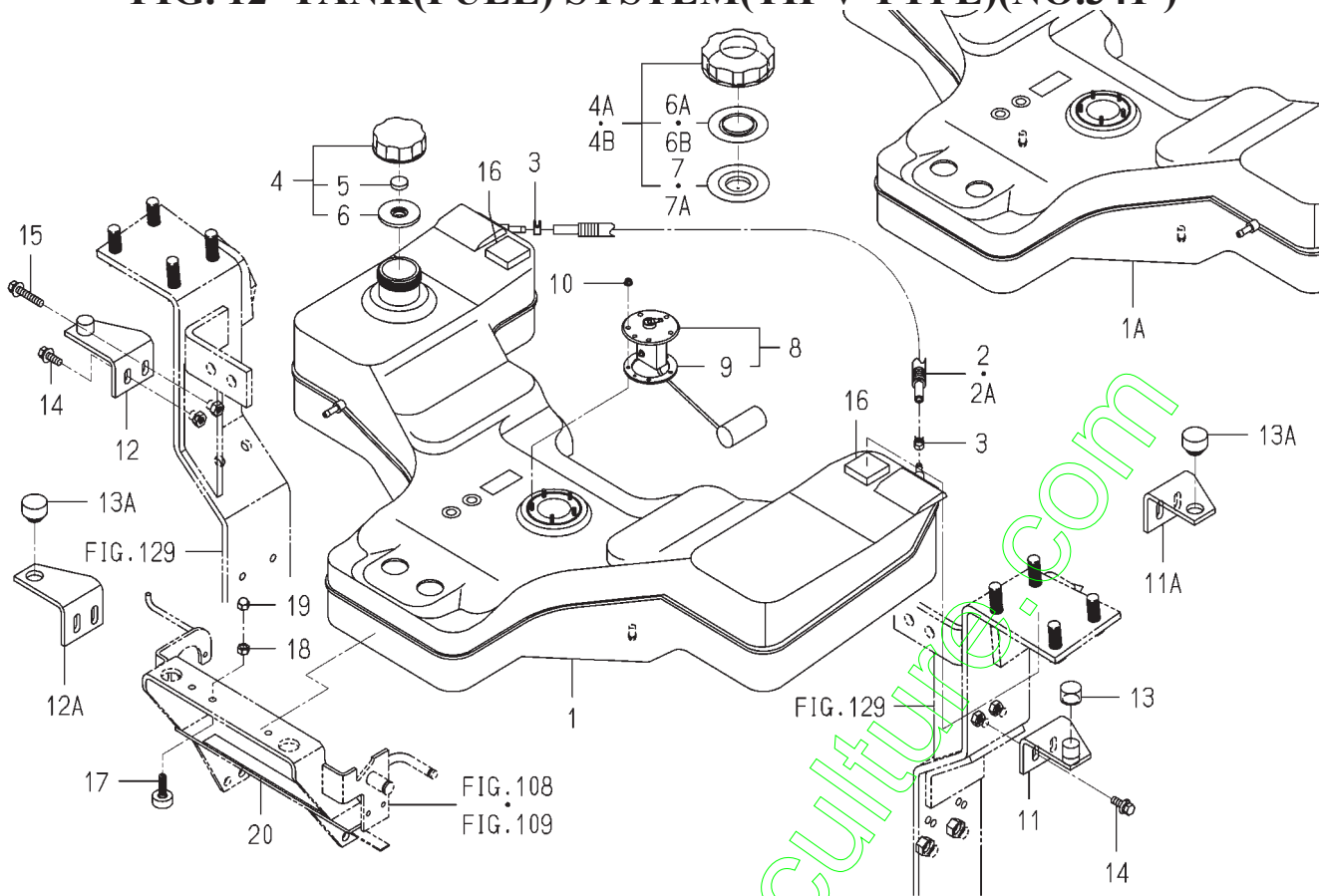
**FIG. 9 TANK(FUEL) SYSTEM
(TH TYPE EXCEPT RL)(V TYPE NO.1-340)**



1739-111-0100

KEY	PART CODE	DESCRIPTION	S P C	TYPE OF MODEL		I T C	C O L	G R P	REMARKS
				TXG23					
1	1725-111-001-10	TANK/FUEL	*		1 -1612				
1A	1725-111-011-00	TANK/FUEL	*		1 1613-				
2	1725-111-230-00	HOSE/06X10X770 ASSY	*		1 -1306				
2A	1725-111-230-10	HOSE/06X10X850 ASSY	*		1 1307-	1			
3	J062-104-111-00	CLIP/HOSE/10.4-11.1	*		2				
4	1593-612-220-10	CAP,TANK	*		1 -1612				
4A	1742-111-220-00	CAP/TANK/NONLEA ASSY	*		1 -2305				
4B	1729-111-280-10	CAP/TANK/NONLEA ASSY	*		1 2306-				
5	2706-501-003-00	BREATHER,TANK CAP	*		1 -1612				
6	2706-501-004-00	GASKET	*		1 -1612				
6A	1729-111-283-00	PLATE	*		1 -2305				
6B	1729-111-283-00	PLATE	*		1 2306-				
7	1729-111-284-00	PACKING	*		1 -2305				
7A	1729-111-284-00	PACKING	*		1 2306-				
8	1725-111-200-00	GAUGE/FUEL ASSY	*		1				
9	1416-621-037-00	PACKING/RUBBER	*		1				
10	1617-730-005-00	NUT/WASHER	*		5				
11	1725-111-210-00	BRACKET/TANK/LH COMP	*		1 -2305				
11A	1725-111-211-10	BRACKET/TANK/LH	*		1 2306-				
12	1725-111-220-00	BRACKET/TANK/RH COMP	*		1 -2305				
12A	1725-111-221-10	BRACKET/TANK/RH	*		1 2306-				
13	1566-701-102-00	INSULATOR	*		2 -2305				
13A	1414-632-005-00	RUBBER,BUFFER.A	*		2 2306-				
14	V211-260-802-50	BOLT/S	*		4 -2002				
14A	V211-360-802-50	BOLT/SP	*		4 2003-				
15	1725-111-002-10	INSULATOR	*		2				
16	1560-630-024-00	INSULATOR	*		1				
17	V304-260-008-00	NUT	*		1				
18	V341-120-008-00	NUT,CAP/M 8	*		1				
19	1432-616-004-00	PLATE,RUBBER	*		1				

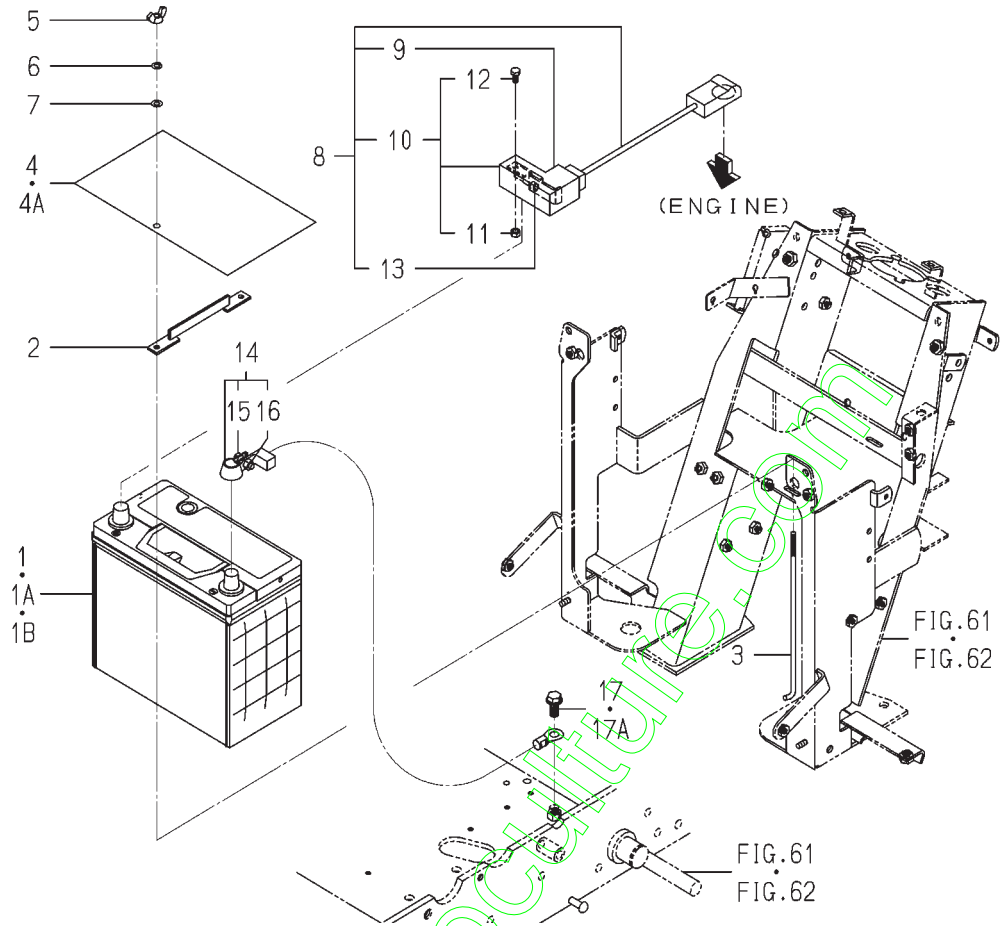
FIG. 12 TANK(FUEL) SYSTEM(TH-V TYPE)(NO.341-)



1739-111B-0100

KEY	PART CODE	DESCRIPTION	S P C	TYPE OF MODEL		I T C	C O L	G R P	REMARKS
				TXG23					
1	1725-111-001-10	TANK/FUEL	*		1 -1651				
1A	1725-111-011-00	TANK/FUEL	*		1 1652-				
2	1725-111-230-00	HOSE/06X10X770 ASSY	*		1 -1306				
2A	1725-111-230-10	HOSE/06X10X850 ASSY	*		1 1307-	1			
3	J062-104-111-00	CLIP/HOSE/10.4-11.1	*		2 349-				
4	1593-612-220-10	CAP,TANK	*		1 -1651				
4A	1742-111-220-00	CAP/TANK/NONLEA ASSY	*		1 -2377				
4B	1729-111-280-10	CAP/TANK/NONLEA ASSY	*		1 2378-				
5	2706-501-003-00	BREATHER,TANK CAP	*		1 -1651				
6	2706-501-004-00	GASKET	*		1 -1651				
6A	1729-111-283-00	PLATE	*		1 -2377				
6B	1729-111-283-00	PLATE	*		1 2378-				
7	1729-111-284-00	PACKING	*		1 -2377				
7A	1729-111-284-00	PACKING	*		1 2378-				
8	1725-111-200-00	GAUGE/FUEL ASSY	*		1 349-				
9	1416-621-037-00	PACKING/RUBBER	*		1 349-				
10	1617-730-005-00	NUT/WASHER	*		5 349-				
11	1725-111-210-00	BRACKET/TANK/LH COMP	*		1 -2377				
11A	1725-111-211-10	BRACKET/TANK/LH	*		1 2378-				
12	1725-111-220-00	BRACKET/TANK/RH COMP	*		1 -2377				
12A	1725-111-221-10	BRACKET/TANK/RH	*		1 2378-				
13	1566-701-102-00	INSULATOR	*		2 -2377				
13A	1414-632-005-00	RUBBER,BUFFER.A	*		2 2378-				
14	V211-360-802-50	BOLT/SP	*		3 349-				
15	V211-360-804-50	BOLT/SP	*		1 349-				
16	1725-111-002-10	INSULATOR	*		2 349-				
17	1560-630-024-00	INSULATOR	*		1 349-				
18	V304-260-008-00	NUT	*		1 349-				
19	V341-120-008-00	NUT,CAP/M 8	*		1 349-				
20	1432-616-004-00	PLATE,RUBBER	*		1 349-				

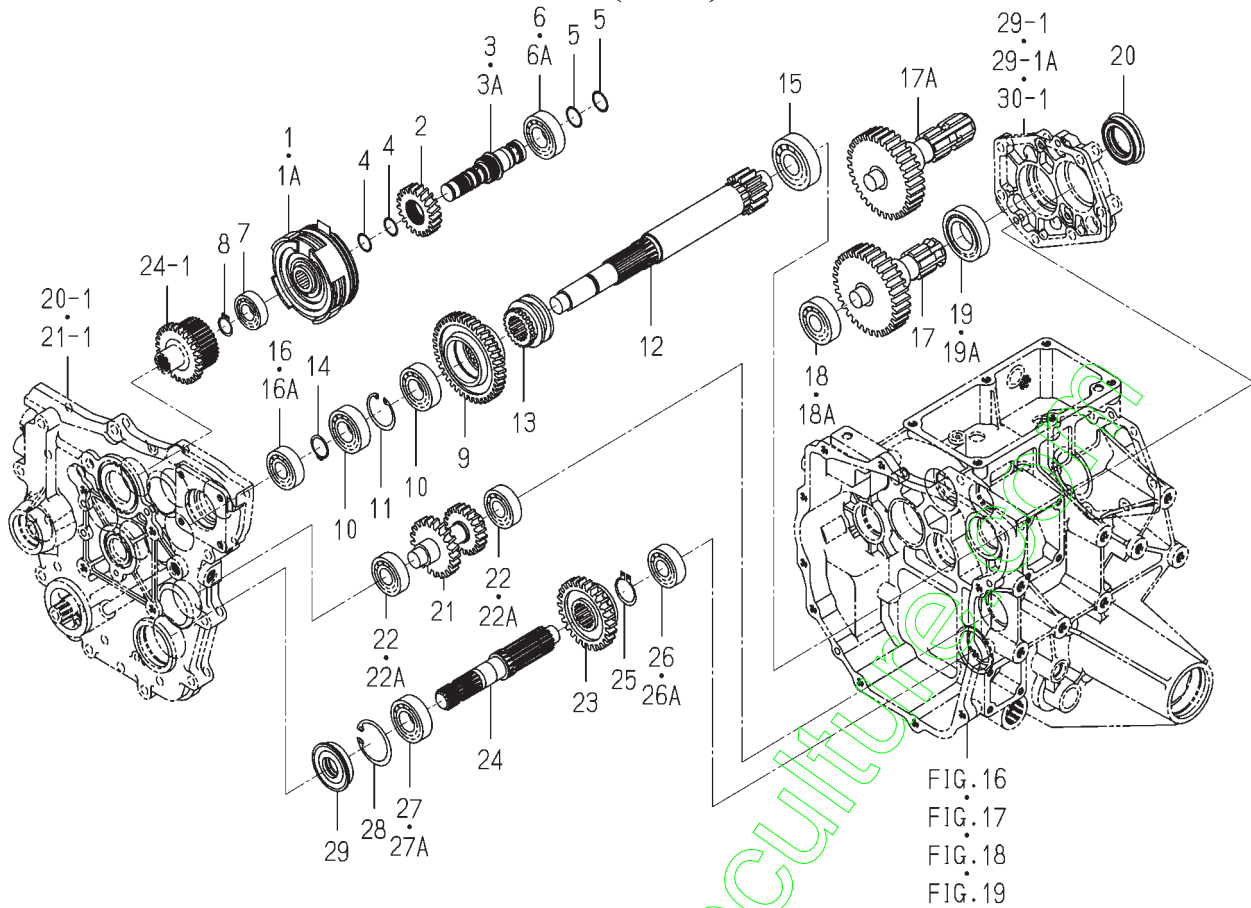
FIG. 13 BATTERY SYSTEM



1725-112 -0100

KEY	PART CODE	DESCRIPTION	S P C	TYPE OF MODEL		I T C	C O L	G R P	REMARKS
				TXG23					
1	1684-112-300-00	BATTERY/55B24R ASSY	*	1 -1066	1 -1066				
1A	1684-112-300-10	BATTERY/55B24R/ ASSY	*	1 -1624	1 -1624				
1B	1684-112-300-20	BATTERY/55B24R/ ASSY	*	1 1625-	1 1625-	1			
2	1705-112-220-00	HOLDER/BATTERY COMP	*	1	1				
3	1593-112-002-50	BOLT,BATTERY	*	2	2				
4	1725-112-001-10	COVER/BATTERY	*	1 -2624	1 -2624				
4A	1725-112-001-20	COVER/BATTERY	*	1 2625-	1 2625-	1			
5	V371-160-006-00	NUT,WING/M 6	*	2	2				
6	V401-160-006-00	WASHER,SP/M 6	*	2	2				
7	V411-260-006-00	WASHER / M6	*	2	2				
8	1725-690-230-00	CABLE/BATTERY ASSY	*	1 1535-	1 1535-				
9	1696-650-242-00	COVER/BATTERY	*	1 1535-	1 1535-				
10	1725-690-240-00	TERMINAL/BATTER ASSY	*	1 1535-	1 1535-				
11	1560-666-006-00	NUT	*	1 1535-	1 1535-				
12	1560-666-005-00	BOLT	*	1 1535-	1 1535-				
13	1650-650-295-00	NUT	*	1 1535-	1 1535-				
14	1725-112-210-00	CABLE/EARTH ASSY	*	1 1535-	1 1535-				
15	1725-112-212-00	BOLT	*	1 1535-	1 1535-				
16	1725-112-213-00	NUT	*	1 1535-	1 1535-				
17	V211-361-002-50	BOLT/SP	*	1 -5221	1 -5221				
17A	V231-361-002-00	FLANGEBOLT	*	1 5222-	1 5222-				

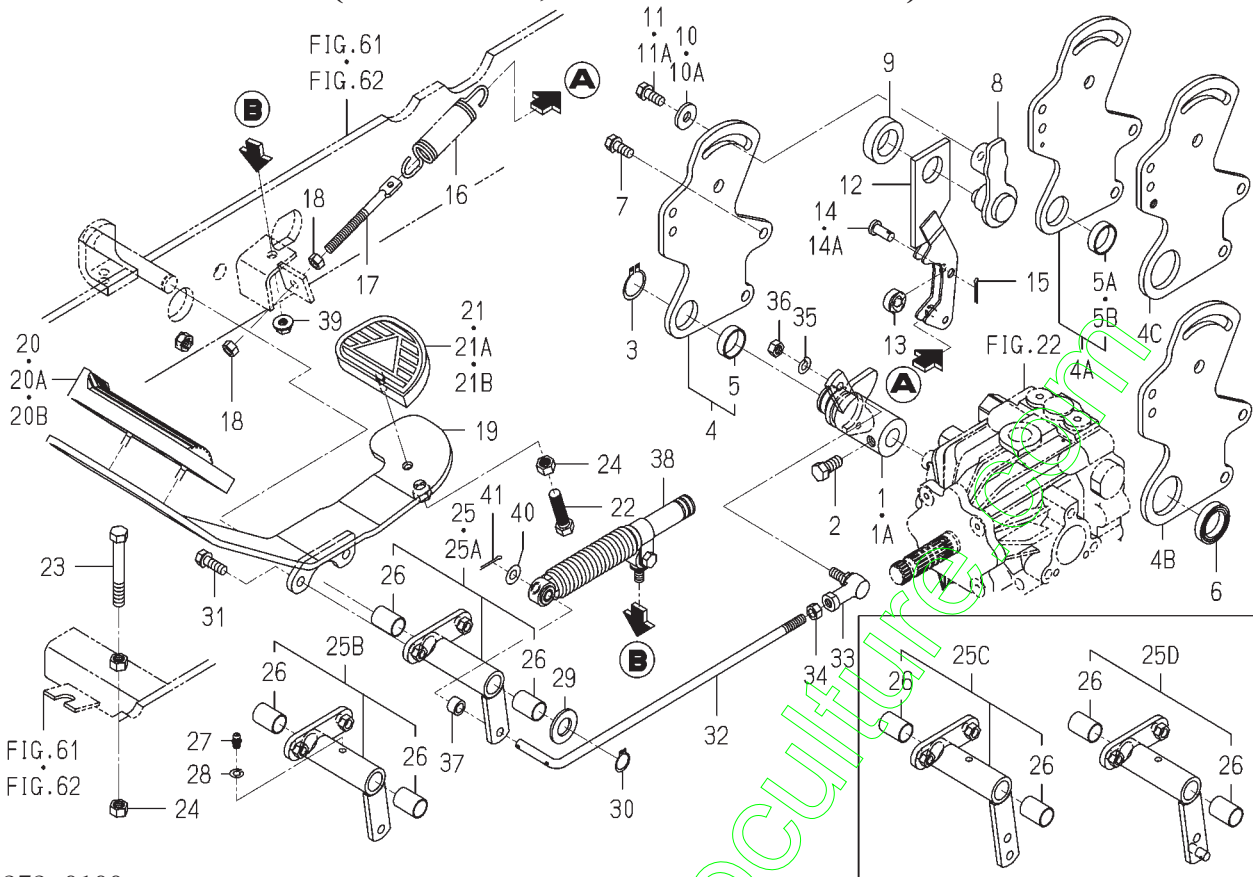
FIG. 28 GEAR(PTO) SYSTEM



1725-219 -0100

KEY	PART CODE	DESCRIPTION	S P C	TYPE OF MODEL		I T C	C O L	G R P	REMARKS
				TXG23					
1	1725-219-210-00	CLUTCH/PTO ASSY	*	1 -1988	1 -1988				FIG 160
1A	1725-219-210-10	CLUTCH/PTO ASSY	*	1 1989-	1 1989-	3			FIG 160
2	1725-219-001-00	GEAR/HELICAL/21	*	1	1				
3	1725-219-220-00	SHAFT/PTO COMP	*	1 -1988	1 -1988				
3A	1725-219-220-10	SHAFT/PTO COMP	*	1 1989-	1 1989-	1			
4	1688-211-057-00	RING/22	*	2	2				
5	1575-261-018-00	RING/25	*	2	2				
6	V600-110-620-50	BEARING,RB/6205	*	1 -1218	1 -1218				
6A	V600-410-620-50	BEARING/BALL	*	1 1219-	1 1219-				
7	V600-111-600-40	BEARING	*	1	1				
8	V704-140-020-00	RING,SNAP/20C	*	1	1				
9	1725-219-003-00	GEAR/HELICAL/40	*	1	1				
10	3673-701-005-00	BEARING/BALL	*	2	2				
11	V705-140-052-00	RING,SNAP/52 C	*	1	1				
12	1725-219-004-00	GEAR/SPUR/13	*	1	1				
13	1725-219-005-00	SLEEVE/PTO	*	1	1				
14	1725-218-006-00	RING/SNAP/CS25	*	1	1				
15	1594-218-001-00	BEARING/BALL 6305SH2	*	1	1				
16	V600-110-620-40	BEARING,RB/6204	*	1 -1838	1 -1838				
16A	V600-410-620-40	BEARING/BALL	*	1 1839-	1 1839-				
17	1725-219-006-00	GEAR/SPUR/32	*	1 -1218	1 -1218				
17A	1725-219-006-10	GEAR/SPUR/32	*	1 1219-	1 1219-	1			
18	V600-110-630-40	BEARING,RB/6304	*	1 -1218	1 -1218				
18A	V600-410-630-40	BEARING/BALL	*	1 1219-	1 1219-				
19	V600-110-600-70	BEARING,RB/6007	*	1 -1218	1 -1218				
19A	V600-410-600-70	BEARING/BALL	*	1 1219-	1 1219-				
20	1725-219-007-00	SEAL/OIL	*	1	1				
21	1725-219-008-00	GEAR/21-21	*	1	1				
22	V600-110-620-40	BEARING,RB/6204	*	2 -1838	2 -1838				
22A	V600-410-620-40	BEARING/BALL	*	2 1839-	2 1839-				

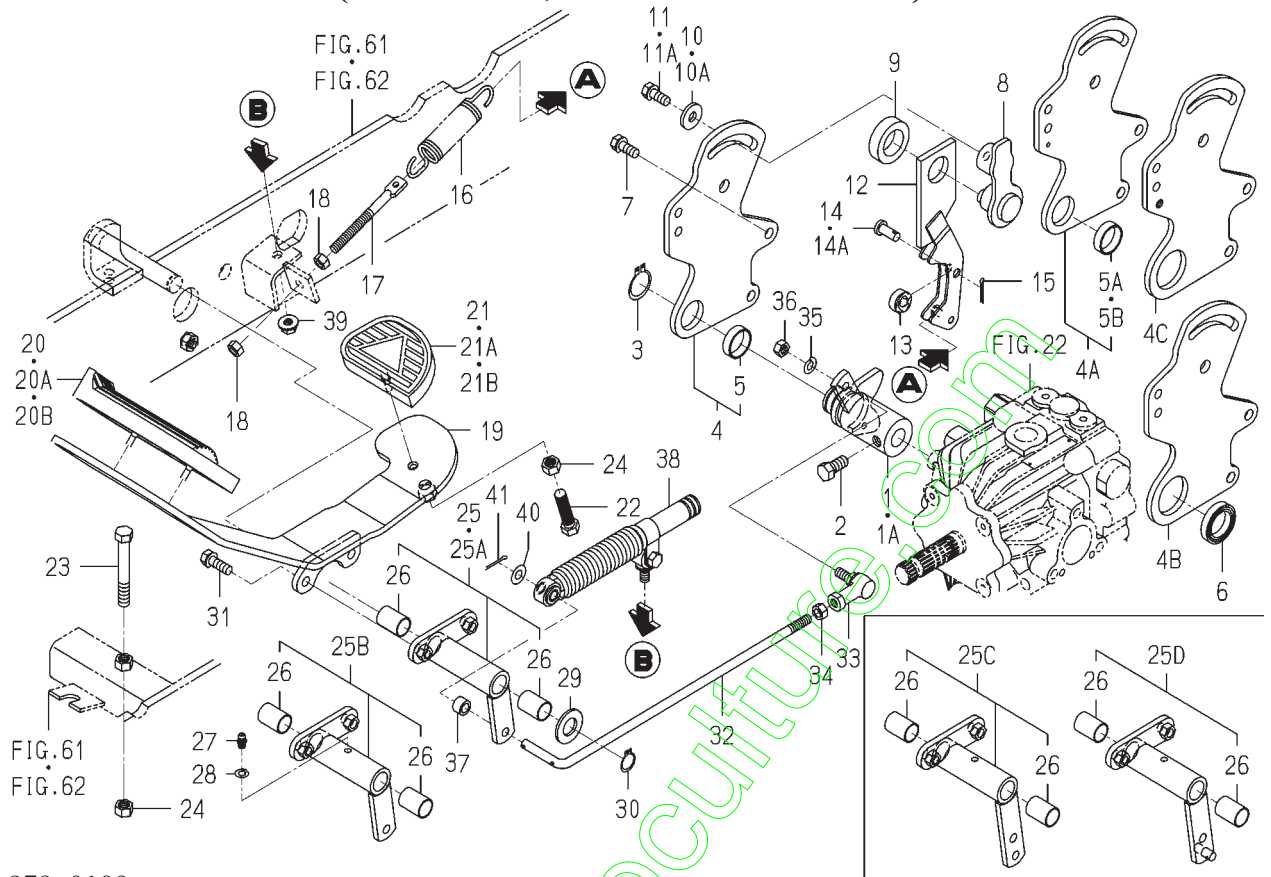
**FIG. 39 PEDAL(HST) SYSTEM
(NO.1-1170,EXCEPT E6 TYPE)**



1725-272-0100

KEY	PART CODE	DESCRIPTION	S P C	TYPE OF MODEL		I T C	C O L	G R P	REMARKS
				TXG23					
1	1725-272-200-10	ARM/TRUNNION COMP	*	1 -5588	1 -1170				
1A	1725-272-200-20	ARM/TRUNNION COMP	*	1 5589-		1			
2	1646-226-053-00	BOLT/SM/M10X23	*	1	1 -1170				
3	V704-140-025-00	RING,SNAP/25 C	*	1	1 -1170				
4	1725-272-260-00	PLATE/NEVTRAL ASSY	*	1 -1213	1 -1170				
4A	1725-272-310-00	PLATE/NEUTRAL/I ASSY	*	1 -5588					
4B	1725-272-311-10	PLATE/NEUTRAL/I	*	1 -6058					
4C	1725-272-311-20	PLATE/NEUTRAL/I	*	1 6059-		1			
5	1725-272-009-00	BUSH/25X28X08	*	1 -1213	1 -1170				
5A	1725-272-009-00	BUSH/25X28X08	*	1 -5588					
5B	1725-272-009-10	BUSH/25X28X08	*	1 5589-		1			
6	3814-835-038-00	BEARING	*	1 5589-					
7	V211-560-802-00	BOLT/M8X20	*	2	2 -1170				
8	1725-272-210-00	LEVER/ADJUST COMP	*	1	1 -1170				
9	1725-272-002-00	COLLAR/25X40X11	*	1	1 -1170				
10	3560-201-015-00	WASHER,BINDING SHAFT	*	1 -2730	1 -1170				
10A	4101-102-038-00	WASHER/24X9X3.2	*	1 2731-					
11	V211-260-802-00	BOLT/S	*	1 -2730	1 -1170				
11A	V211-260-802-50	BOLT/S	*	1 2731-					
12	1725-272-220-10	ARM/NEUTRAL COMP	*	1	1 -1170				
13	1725-272-003-00	BEARING/BALL	*	1	1 -1170				
14	1725-272-004-00	PIN/08X19	*	1 -1415	1 -1170				
14A	2504-135-006-00	PIN/08X19	*	1 1416-					
15	V500-162-502-00	PIN,SPLIT/2.5X20	*	1	1 -1170				
16	2500-210-016-00	SPRING/HE108	*	1	1 -1170				
17	1725-272-005-00	ROD/M08X85	*	1	1 -1170				
18	V304-260-008-00	NUT	*	2	2 -1170				
19	1725-272-230-00	PEDAL/HST COMP	*	1	1 -1170				
20	1636-272-011-00	PAD/HST/F/OR	*	1 -1113	1 -1170				
20A	1646-640-054-10	PAD/HST/F	*	1 -3714					

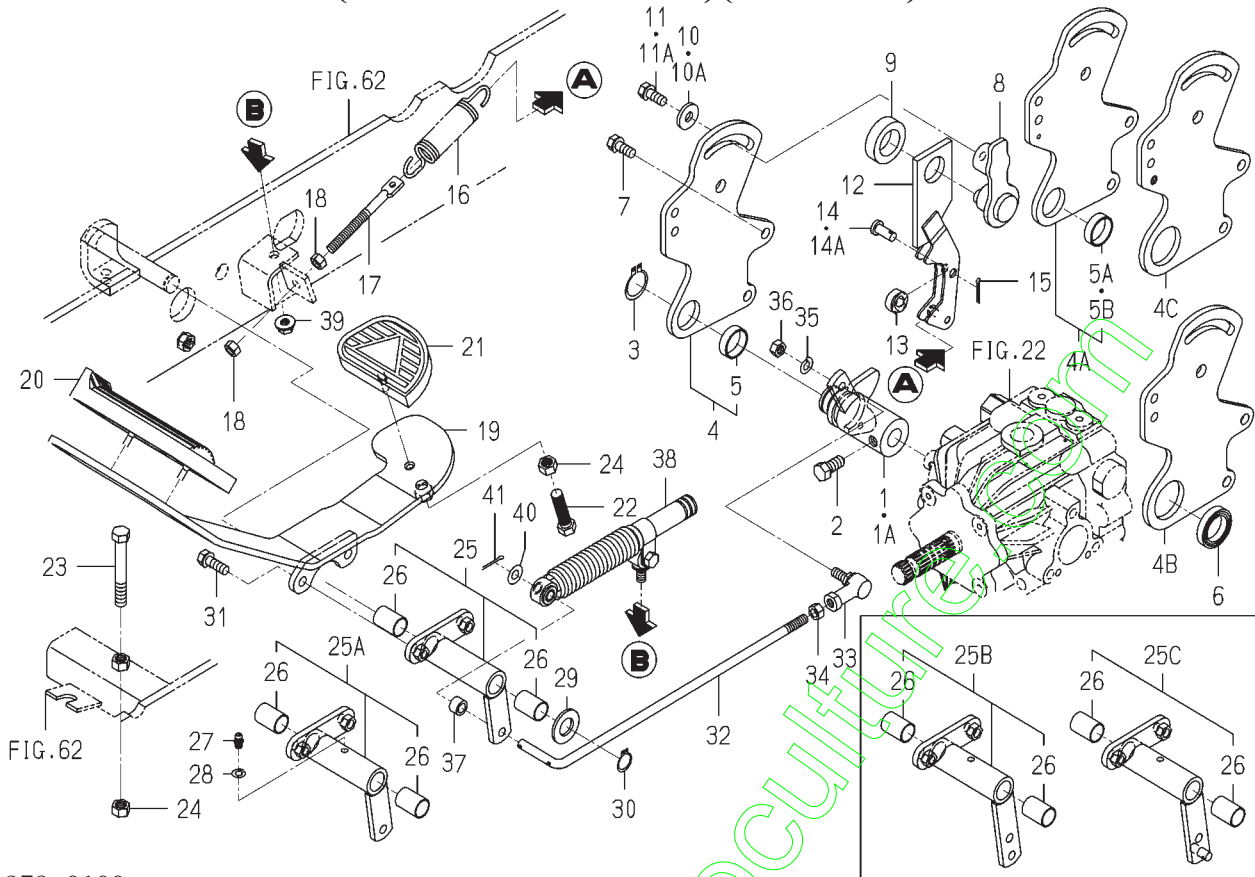
**FIG. 39 PEDAL(HST) SYSTEM
(NO.1-1170,EXCEPT E6 TYPE)**



1725-272 -0100

KEY	PART CODE	DESCRIPTION	S P C	TYPE OF MODEL		I T C	C O L	G R P	REMARKS
				TXG23					
20B	1646-640-054-20	PAD/HST/F	*	1 3715-		1			
21	1636-272-012-00	PAD/HST/R/OR	*	1 -1113	1 -1170				
21A	1646-640-055-10	PAD/HST/R	*	1 -3714					
21B	1646-640-055-20	PAD/HST/R	*	1 3715-		1			
22	V201-261-004-00	BOLT/M10X40	*	1	1 -1170				
23	V201-261-007-00	BOLT/M10X70	*	1	1 -1170				
24	V304-260-010-00	NUT	*	2	2 -1170				
25	1725-272-240-10	ARM/PEDAL ASSY	*	1 -792	1 -792				
25A	1725-272-240-20	ARM/PEDAL ASSY	*	1 -1292	1 -1170	1			
25B	1725-272-240-30	ARM/PEDAL ASSY	*	1 -1612		3			
25C	1725-272-240-40	ARM/PEDAL ASSY	*	1 -1707		1			
25D	1725-272-240-50	ARM/PEDAL ASSY	*	1 1708-		1			
26	1656-664-221-00	BUSH/16X18X25	*	2	2 -1170				
27	V760-150-000-00	NIPPLE,GREASE	*	1 1293-					
28	V401-160-006-00	WASHER,SP/M 6	*	1 1293-					
29	V411-260-016-00	WASHER / M16	*	1	1 -1170				
30	V704-140-016-00	RING,SNAP/16 C	*	1	1 -1170				
31	V211-260-802-50	BOLT/S	*	2	2 -1170				
32	1725-272-007-00	ROD/HST	*	1	1 -1170				
33	1560-695-021-00	JOINT BALL M08RH	*	1	1 -1170				
34	V304-260-008-00	NUT	*	1	1 -1170				
35	V401-160-008-00	WASHER,SP/M 8	*	1	1 -1170				
36	V304-260-008-00	NUT	*	1	1 -1170				
37	1646-640-008-10	COLLAR/09X14X09	*	1	1 -1170				
38	1646-640-580-00	DAMPER/OIL ASSY	*	1	1 -1170				
39	V362-260-008-00	NUT/WASHER	*	1	1 -1170				
40	V411-260-008-00	WASHER,PL/M 8	*	1	1 -1170				
41	V500-162-502-00	PIN,SPLIT/2.5X20	*	1	1 -1170				

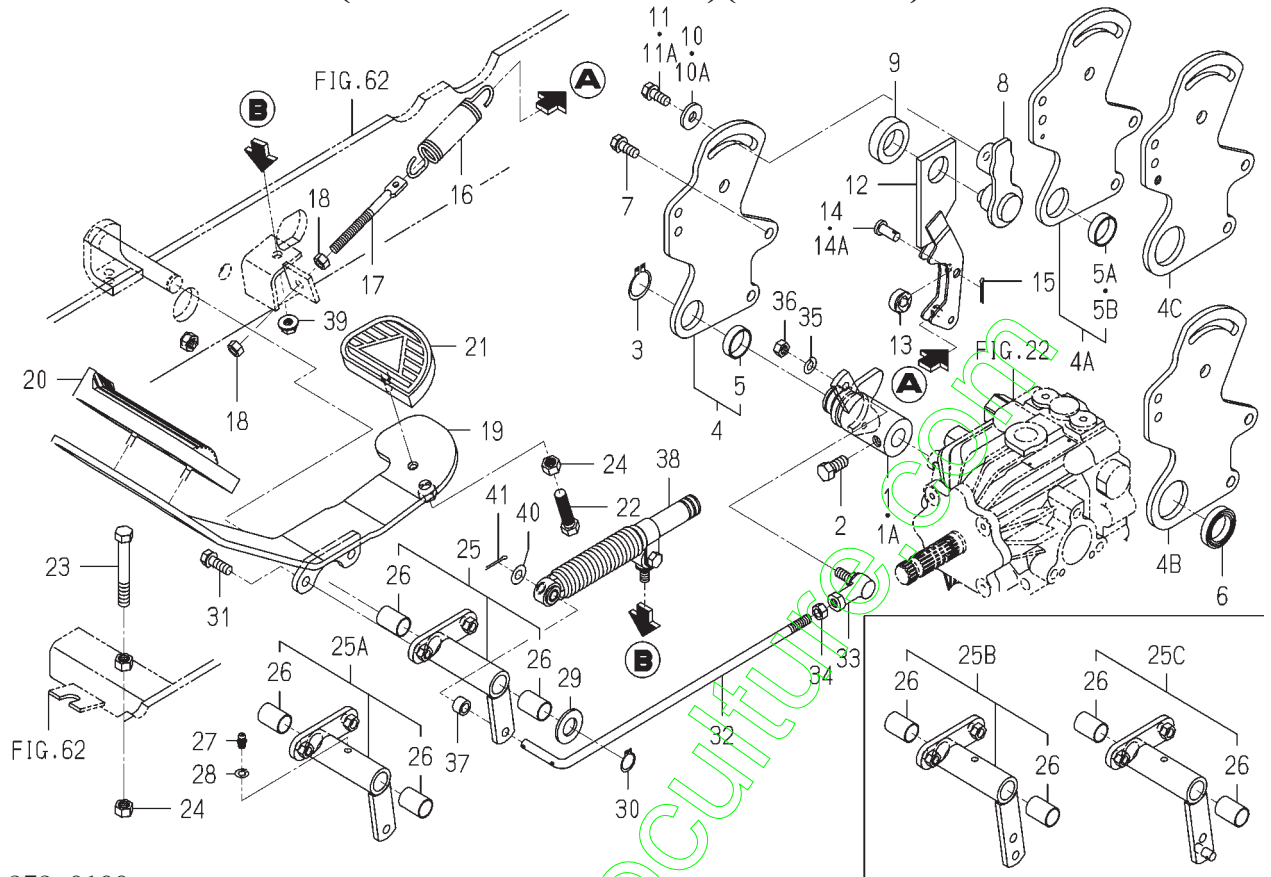
FIG. 40 PEDAL(HST) SYSTEM (EXCEPT E6 TYPE)(NO.1171-)



1739-272 -0100

KEY	PART CODE	DESCRIPTION	S P C	TYPE OF MODEL		I T C	C O L	G R P	REMARKS
				TXG23					
1	1725-272-200-10	ARM/TRUNNION COMP	*	1 -5588	1 -5588				
1A	1725-272-200-20	ARM/TRUNNION COMP	*	1 5589-	1 5589-	1			
2	1646-226-053-00	BOLT/SM/M10X23	*	1 1171-	1 1171-				
3	V704-140-025-00	RING,SNAP/25 C	*	1 1171-	1 1171-				
4	1725-272-260-00	PLATE/NEVTRAL ASSY	*	1 -1338	1 -1338				
4A	1725-272-310-00	PLATE/NEUTRAL/I ASSY	*	1 -5588	1 -5588				
4B	1725-272-311-10	PLATE/NEUTRAL/I	*	1 -6058	1 -6058				
4C	1725-272-311-20	PLATE/NEUTRAL/I	*	1 6059-	1 6059-	1			
5	1725-272-009-00	BUSH/25X28X08	*	1 -1338	1 -1338				
5A	1725-272-009-00	BUSH/25X28X08	*	1 -5588	1 -5588				
5B	1725-272-009-10	BUSH/25X28X08	*	1 5589-	1 5589-	1			
6	3814-835-038-00	BEARING	*	1 5589-	1 5589-				
7	V211-560-802-00	BOLT/M8X20	*	2 1171-	2 1171-				
8	1725-272-210-00	LEVER/ADJUST COMP	*	1 1171-	1 1171-				
9	1725-272-002-00	COLLAR/25X40X11	*	1 1171-	1 1171-				
10	3560-201-015-00	WASHER,BINDING SHAFT	*	1 -2854	1 -2854				
10A	4101-102-038-00	WASHER/24X9X3.2	*	1 2855-	1 2855-				
11	V211-260-802-00	BOLT/S	*	1 -2854	1 -2854				
11A	V211-260-802-50	BOLT/S	*	1 2855-	1 2855-				
12	1725-272-220-10	ARM/NEUTRAL COMP	*	1 1171-	1 1171-				
13	1725-272-003-00	BEARING/BALL	*	1 1171-	1 1171-				
14	1725-272-004-00	PIN/08X19	*	1 -1415	1 -1415				
14A	2504-135-006-00	PIN/08X19	*	1 1416-	1 1416-				
15	V500-162-502-00	PIN,SPLIT/2.5X20	*	1 1171-	1 1171-				
16	2500-210-016-00	SPRING/HE108	*	1 1171-	1 1171-				
17	1725-272-005-00	ROD/M08X85	*	1 1171-	1 1171-				
18	V304-260-008-00	NUT	*	2 1171-	2 1171-				
19	1725-272-230-00	PEDAL/HST COMP	*	1 1171-	1 1171-				
20	1636-272-011-00	PAD/HST/F/OR	*	1 1171-	1 1171-				
21	1636-272-012-00	PAD/HST/R/OR	*	1 1171-	1 1171-				

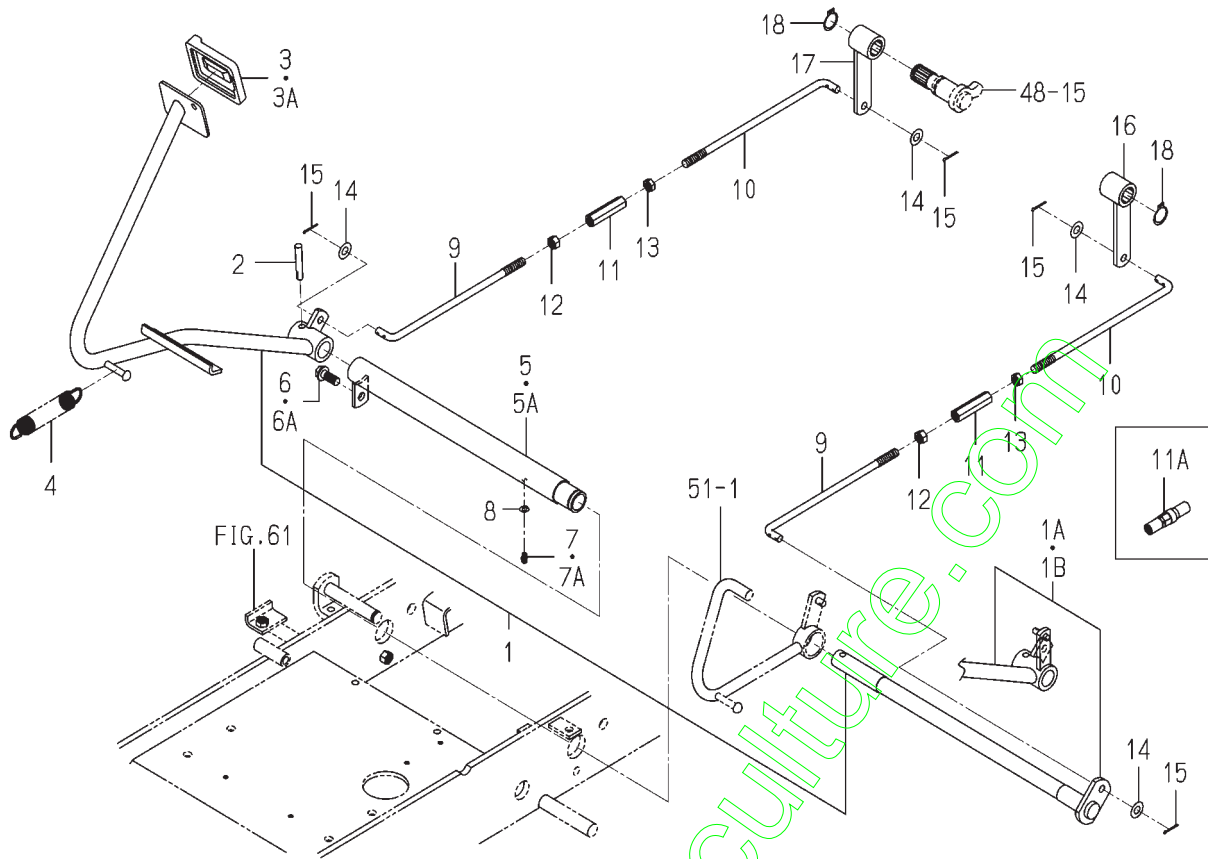
**FIG. 40 PEDAL(HST) SYSTEM
(EXCEPT E6 TYPE)(NO.1171-)**



1739-272 -0100

KEY	PART CODE	DESCRIPTION	S P C	TYPE OF MODEL		I T C	C O L	G R P	REMARKS
				TXG23					
22	V 201-261-004-00	BOLT/M10X40	*	1/1171-	1/1171-				
23	V 201-261-007-00	BOLT/M10X70	*	1/1171-	1/1171-				
24	V 304-260-010-00	NUT	*	2/1171-	2/1171-				
25	1725-272-240-20	ARM/PEDAL ASSY	*	1/-1292	1/-1292				
25A	1725-272-240-30	ARM/PEDAL ASSY	*	1/-1612	1/-1612	3			
25B	1725-272-240-40	ARM/PEDAL ASSY	*	1/-1707	1/-1707	1			
25C	1725-272-240-50	ARM/PEDAL ASSY	*	1/1708-	1/1708-	1			
26	1656-664-221-00	BUSH/16X18X25	*	2/1171-	2/1171-				
27	V 760-150-000-00	NIPPLE,GREASE	*	1/1293-	1/1293-				
28	V 401-160-006-00	WASHER,SP/M 6	*	1/1293-	1/1293-				
29	V 411-260-016-00	WASHER / M16	*	1/1171-	1/1171-				
30	V 704-140-016-00	RING,SNAP/16 C	*	1/1171-	1/1171-				
31	V 211-260-802-50	BOLT/S	*	2/1171-	2/1171-				
32	1725-272-007-00	ROD/HST	*	1/1171-	1/1171-				
33	1560-695-021-00	JOINT BALL M08RH	*	1/1171-	1/1171-				
34	V 304-260-008-00	NUT	*	1/1171-	1/1171-				
35	V 401-160-008-00	WASHER,SP/M 8	*	1/1171-	1/1171-				
36	V 304-260-008-00	NUT	*	1/1171-	1/1171-				
37	1646-640-008-10	COLLAR/09X14X09	*	1/1171-	1/1171-				
38	1646-640-580-00	DAMPER/OIL ASSY	*	1/1171-	1/1171-				
39	V 362-260-008-00	NUT/WASHER	*	1/1171-	1/1171-				
40	V 411-260-008-00	WASHER,PL/M 8	*	1/1171-	1/1171-				
41	V 500-162-502-00	PIN,SPLIT/2.5X20	*	1/1171-	1/1171-				

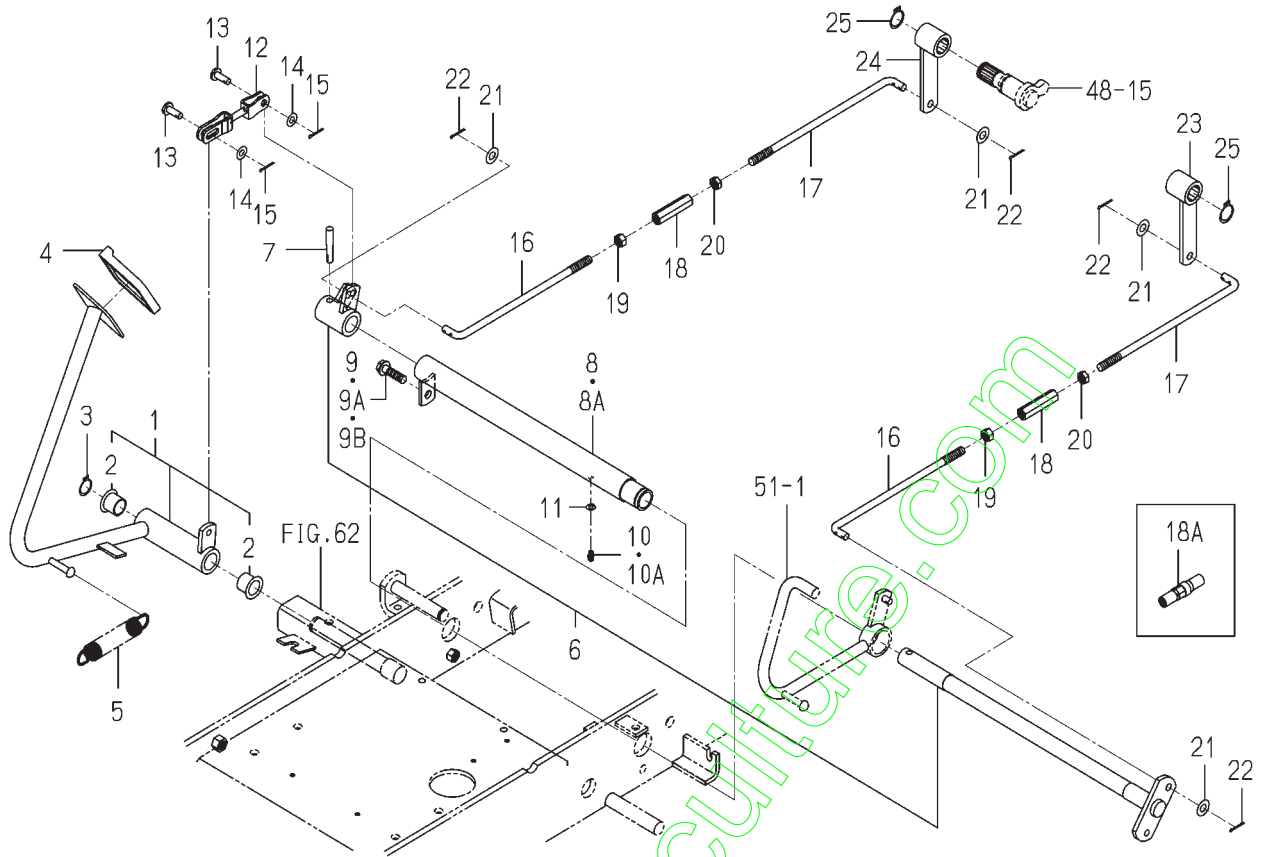
FIG. 49 PEDAL(BRAKE) SYSTEM(E6 TYPE)



1725-312 -0100

KEY	PART CODE	DESCRIPTION	S P C	TYPE OF MODEL		I T C	C O L	G R P	REMARKS
				TXG23					
1	1725-312-200-20	PEDAL/BRAKE SET	*	1	-1562				
1A	1725-312-200-30	PEDAL/BRAKE SET	*	1	-1651	1			
1B	1725-312-200-40	PEDAL/BRAKE SET	*	1	1652-	1			
2	V511-100-805-00	PIN,TAPER/8X50	*	1					
3	1725-312-004-00	PAD/OR	*	1	-1170				
3A	2512-206-001-00	PAD	*	1	1171-				
4	1725-312-003-00	SPRING/HE126	*	1					
5	1725-312-230-00	HUB COMP	*	1	-5328				
5A	1725-312-230-10	HUB COMP	*	1	5329-	1			
6	V211-261-002-50	BOLT(S) M10X25	*	1	-5227				
6A	V231-361-002-00	FLANGE BOLT	*	1	5228-				
7	V761-150-000-00	NIPPLE/GREASE	*	1	-5328				
7A	V760-150-000-00	NIPPLE,GREASE	*	1	5329-				
8	V401-160-006-00	WASHER,SP/M 6	*	1	5329-				
9	1725-312-001-00	ROD/BRAKE/FRONT	*	2					
10	1725-312-002-00	ROD/BRAKE/REAR	*	2					
11	3805-221-007-00	BUCKLE/TURN/M10	*	2	-1562				
11A	3642-212-002-00	TURNBuckle/M10	*	2	1563-				
12	V304-260-010-00	NUT	*	2					
13	1401-304-011-00	NUT/M10 L	*	2					
14	V411-260-010-00	WASHER/M10	*	4					
15	V500-162-502-00	PIN,SPLIT/2.5X20	*	4					
16	1725-312-240-00	ARM/BRAKE/LH COMP	*	1					
17	1725-312-250-00	ARM/BRAKE/RH COMP	*	1					
18	V704-140-022-00	RING,SNAP/22 C	*	2					

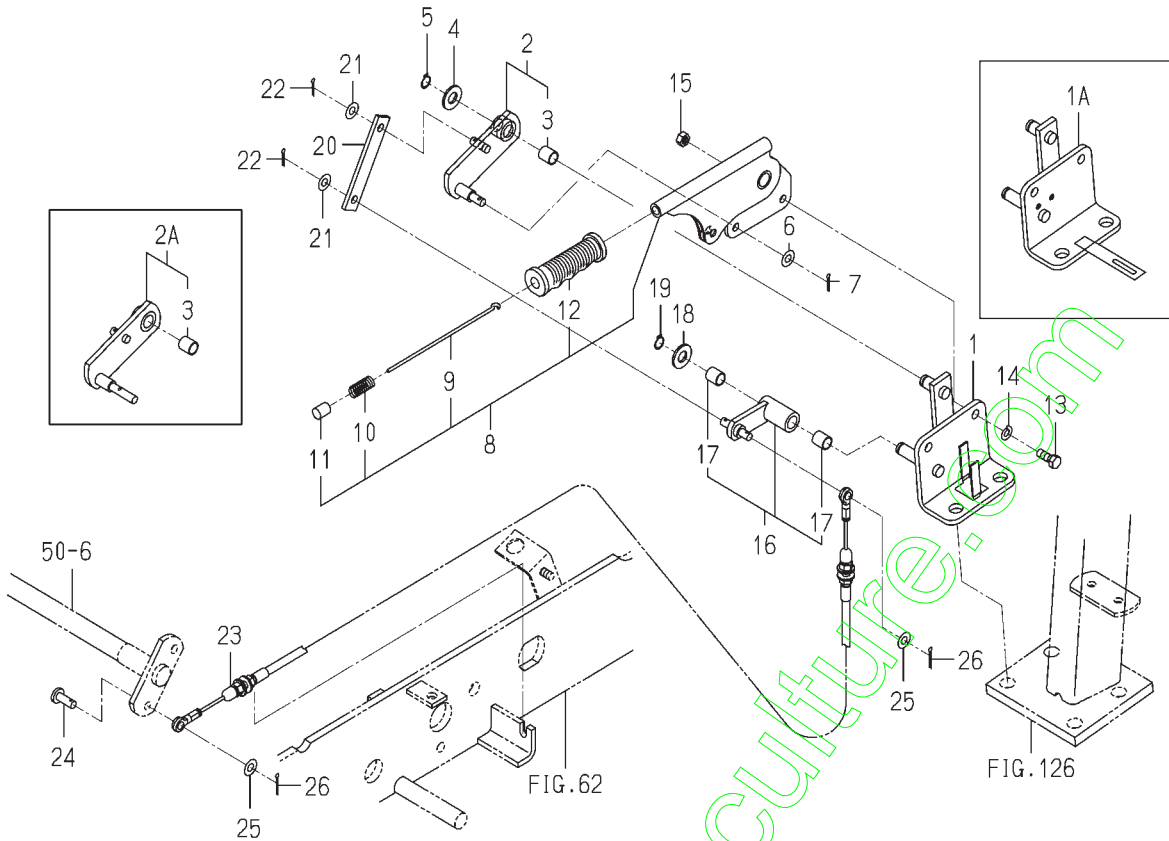
FIG. 50 PEDAL(BRAKE) SYSTEM(EXCEPT E6 TYPE)



1739-312 -0100

KEY	PART CODE	DESCRIPTION	S P C	TYPE OF MODEL		I T C	C O L	G R P	REMARKS
				TXG23					
1	1739-312-200-00	PEDAL/BRAKE ASSY	*	1	1				
2	A101-251-008-00	BUSH/20X23X20	*	2	2				
3	V704-140-020-00	RING,SNAP/20C	*	1	1				
4	1725-312-004-00	PAD/OR	*	1	1				
5	1725-312-003-00	SPRING/HE126	*	1	1				
6	1739-312-220-00	SHAFT/BRAKE SET	*	1	1				
7	V511-100-805-00	PIN,TAPER/8X50	*	1	1				
8	1725-312-230-00	HUB COMP	*	1 -5328	1 -5328				
8A	1725-312-230-10	HUB COMP	*	1 5329-	1 5329-	1			
9	V211-261-002-50	BOLT(S) M10X25	*	1 -5221	1 -5221				
9A	V231-361-002-00	FLANGE BOLT	*	1 -6058	1 -6058				
9B	V231-361-003-50	FLANGE BOLT	*	1 6059-	1 6059-				
10	V761-150-000-00	NIPPLE/GREASE	*	1 -5328	1 -5328				
10A	V760-150-000-00	NIPPLE,GREASE	*	1 5329-	1 5329-				
11	V401-160-006-00	WASHER,SP/M 6	*	1 5329-	1 5329-				
12	1739-312-250-00	FORK COMP	*	1	1				
13	1432-242-001-00	PIN	*	2	2				
14	V411-260-008-00	WASHER,PL/M 8	*	2	2				
15	V500-162-502-00	PIN,SPLIT/2.5X20	*	2	2				
16	1725-312-001-00	ROD/BRAKE/FRONT	*	2	2				
17	1725-312-002-00	ROD/BRAKE/REAR	*	2	2				
18	3805-221-007-00	BUCKLE/TURN/M10	*	2 -1543	2 -1543				
18A	3642-212-002-00	TURNBuckle/M10	*	2 1544-	2 1544-				
19	V304-260-010-00	NUT	*	2	2				
20	1401-304-011-00	NUT/M10 L	*	2	2				
21	V411-260-010-00	WASHER/M10	*	4	4				
22	V500-162-502-00	PIN,SPLIT/2.5X20	*	4	4				
23	1725-312-240-00	ARM/BRAKE/LH COMP	*	1	1				
24	1725-312-250-00	ARM/BRAKE/RH COMP	*	1	1				
25	V704-140-022-00	RING,SNAP/22 C	*	2	2				

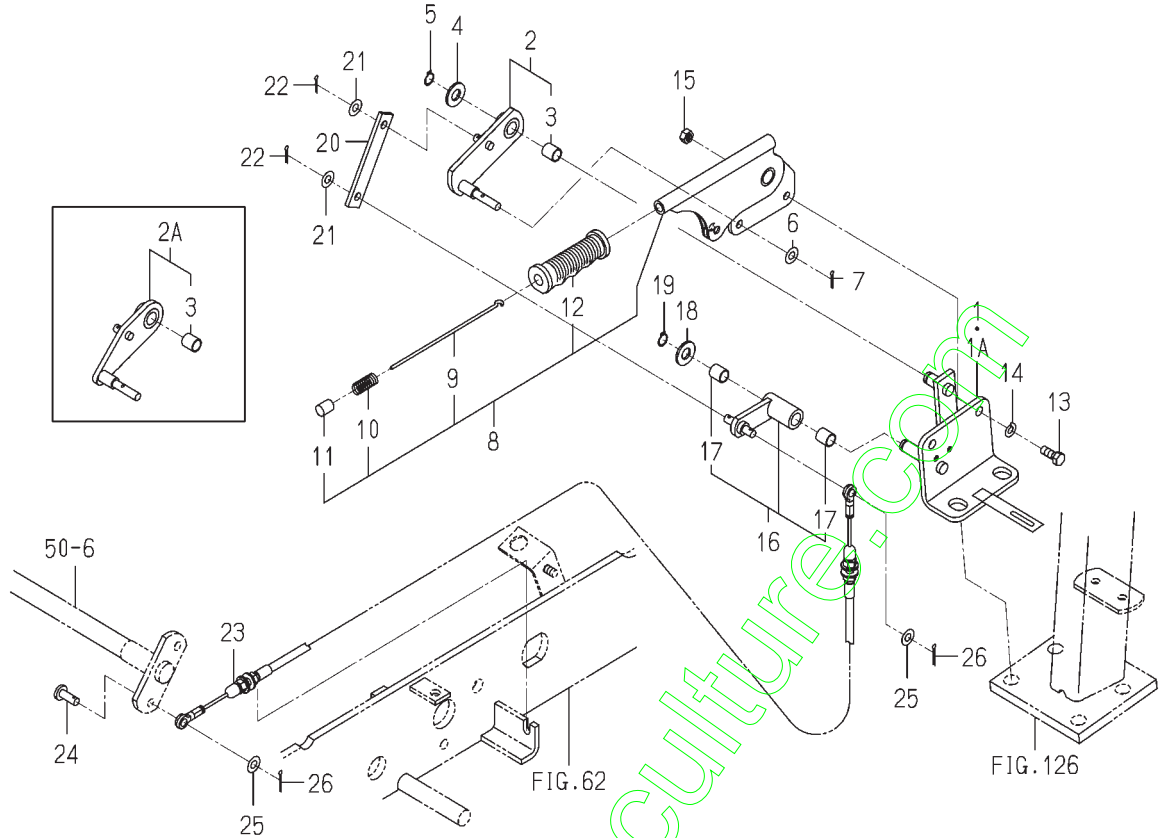
**FIG. 53 BRAKE(PARKING) SYSTEM
(EXCEPT E6 TYPE)(NO.1-1324)**



1739-314 -0100

KEY	PART CODE	DESCRIPTION	S P C	TYPE OF MODEL		I T C	C O L	G R P	REMARKS
				TXG23					
1	1739-314-210-10	STAY/LEVER COMP	*	1 -1217	1 -1217				
1A	1739-314-210-20	STAY/LEVER COMP	*	1 -1324	1 -1324		1		
2	1739-314-220-10	ARM/PARKING/A ASSY	*	1 -1217	1 -1217				
2A	1739-314-220-20	ARM/PARKING/A ASSY	*	1 -1324	1 -1324		3		
3	1689-271-311-00	BUSH/12X14X15	*	1 -1324	1 -1324				
4	V411-260-012-00	WASHER /M12	*	1 -1324	1 -1324				
5	V704-140-012-00	RING,SNAP/12 C	*	1 -1324	1 -1324				
6	V411-260-008-00	WASHER,PL/M 8	*	1 -1324	1 -1324				
7	V500-162-501-50	PIN,SPLIT/2.5X15	*	1 -1324	1 -1324				
8	1442-313-200-10	BRAKE,PARKING ASSY	*	1 -1324	1 -1324				
9	1442-313-202-00	ROD	*	1 -1324	1 -1324				
10	1444-328-273-00	SPRING	*	1 -1324	1 -1324				
11	1444-328-272-00	BUTTON	*	1 -1324	1 -1324				
12	1442-313-203-00	GRIP	*	1 -1324	1 -1324				
13	V201-260-802-00	BOLT/M 8X20	*	2 -1324	2 -1324				
14	V401-160-008-00	WASHER,SP/M 8	*	2 -1324	2 -1324				
15	V304-260-008-00	NUT	*	2 -1324	2 -1324				
16	1739-314-240-10	ARM/BRAKE/B ASSY	*	1 -1324	1 -1324				
17	1689-271-311-00	BUSH/12X14X15	*	2 -1324	2 -1324				
18	V411-260-012-00	WASHER /M12	*	1 -1324	1 -1324				
19	V704-140-012-00	RING,SNAP/12 C	*	1 -1324	1 -1324				
20	1739-314-003-00	PLATE/I/19X104	*	1 -1324	1 -1324				
21	V411-260-008-00	WASHER,PL/M 8	*	2 -1324	2 -1324				
22	V500-162-501-50	PIN,SPLIT/2.5X15	*	2 -1324	2 -1324				
23	1739-314-260-00	CABLE/PARKING ASSY	*	1 -1324	1 -1324				
24	1432-242-001-00	PIN	*	1 -1324	1 -1324				
25	V411-260-008-00	WASHER,PL/M 8	*	2 -1324	2 -1324				
26	V500-162-502-00	PIN,SPLIT/2.5X20	*	2 -1324	2 -1324				

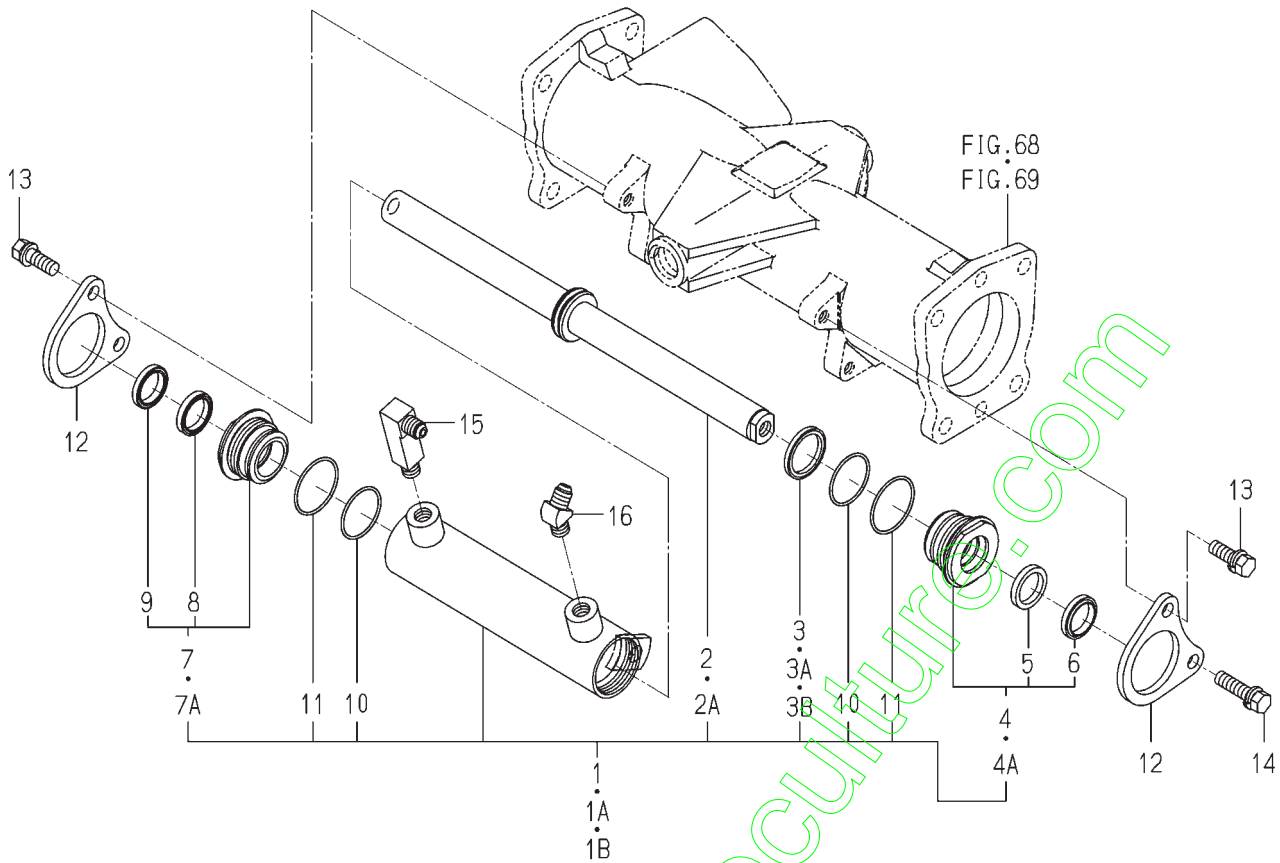
**FIG. 54 BRAKE(PARKING) SYSTEM
(EXCEPT E6 TYPE)(NO.1325-)**



1725-314A-0100

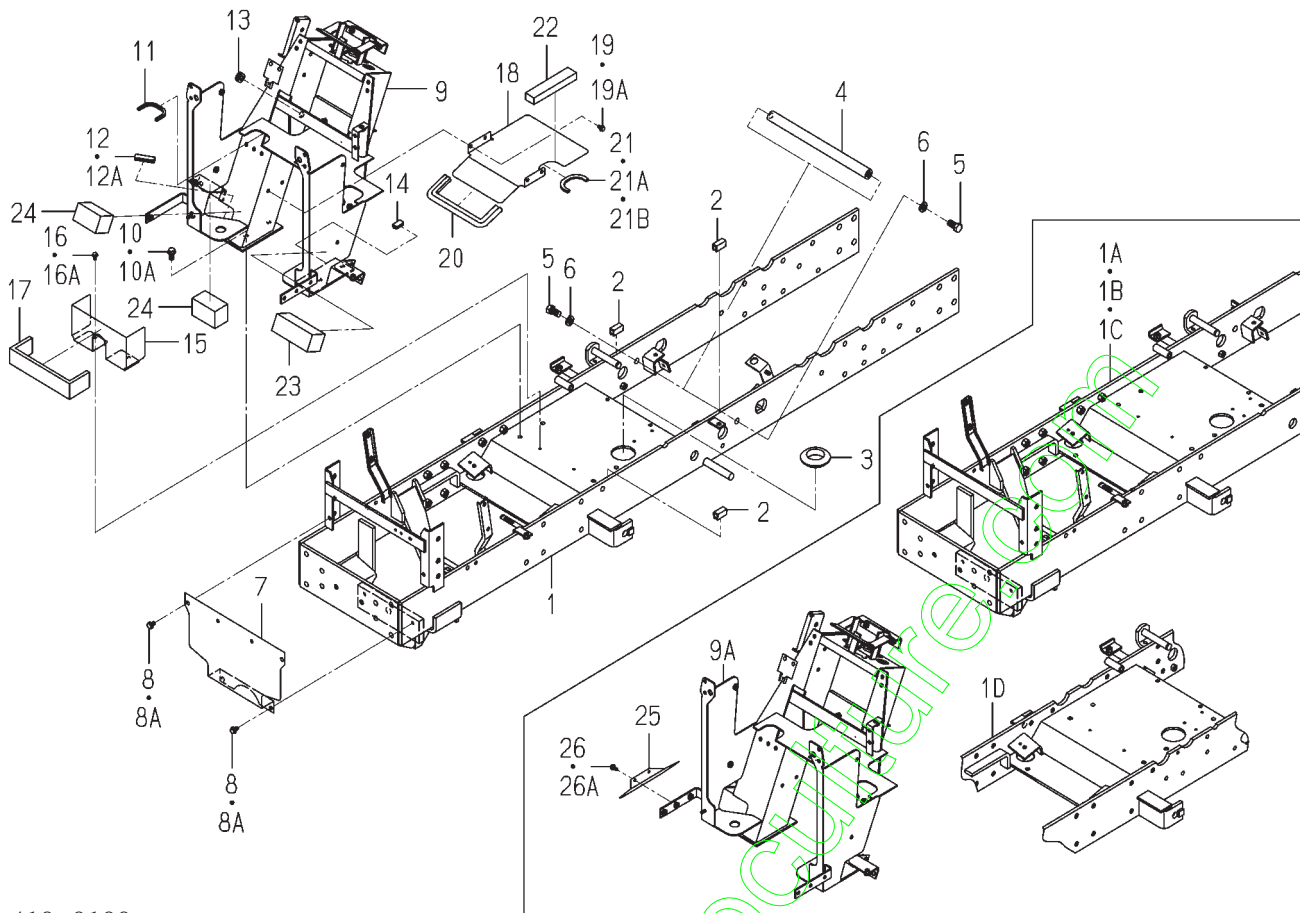
KEY	PART CODE	DESCRIPTION	S P C	TYPE OF MODEL		I T C	C O L	G R P	REMARKS
				TXG23					
1	1739-314-210-20	STAY/LEVER COMP	*	1 -6099	1 -6099				
1A	1739-314-210-30	STAY/LEVER COMP	*	1 6100-	1 6100-	1			
2	1739-314-220-20	ARM/PARKING/ ASSY	*	1 -6070	1 -6070				
2A	1739-314-220-30	ARM/PARKING/ ASSY	*	1 6071-	1 6071-	1			
3	1689-271-311-00	BUSH/12X14X15	*	1 1325-	1 1325-				
4	V411-260-012-00	WASHER /M12	*	1 1325-	1 1325-				
5	V704-140-012-00	RING,SNAP/12 C	*	1 1325-	1 1325-				
6	V411-260-008-00	WASHER,PL/M 8	*	1 1325-	1 1325-				
7	V500-162-501-50	PIN,SPLIT/2.5X15	*	1 1325-	1 1325-				
8	1740-313-300-00	LEVER/PARKING ASSY	*	1 1325-	1 1325-				
9	1442-313-202-00	ROD	*	1 1325-	1 1325-				
10	1444-328-273-00	SPRING	*	1 1325-	1 1325-				
11	1444-328-272-00	BUTTON	*	1 1325-	1 1325-				
12	1740-313-301-00	GRIP/ORANGE	*	1 1325-	1 1325-				
13	V201-260-802-00	BOLT/M 8X20	*	1 1325-	1 1325-				
14	V401-160-008-00	WASHER,SP/M 8	*	2 1325-	2 1325-				
15	V304-260-008-00	NUT	*	2 1325-	2 1325-				
16	1739-314-240-10	ARM/BRAKE/B ASSY	*	1 1325-	1 1325-				
17	1689-271-311-00	BUSH/12X14X15	*	2 1325-	2 1325-				
18	V411-260-012-00	WASHER /M12	*	1 1325-	1 1325-				
19	V704-140-012-00	RING,SNAP/12 C	*	1 1325-	1 1325-				
20	1739-314-003-00	PLATE/I/19X104	*	1 1325-	1 1325-				
21	V411-260-008-00	WASHER,PL/M 8	*	2 1325-	2 1325-				
22	V500-162-501-50	PIN,SPLIT/2.5X15	*	2 1325-	2 1325-				
23	1739-314-260-00	CABLE/PARKING ASSY	*	1 1325-	1 1325-				
24	1432-242-001-00	PIN	*	1 1325-	1 1325-				
25	V411-260-008-00	WASHER,PL/M 8	*	2 1325-	2 1325-				
26	V500-162-502-00	PIN,SPLIT/2.5X20	*	2 1325-	2 1325-				

FIG. 57 CYLINDER(STEERING) SYSTEM



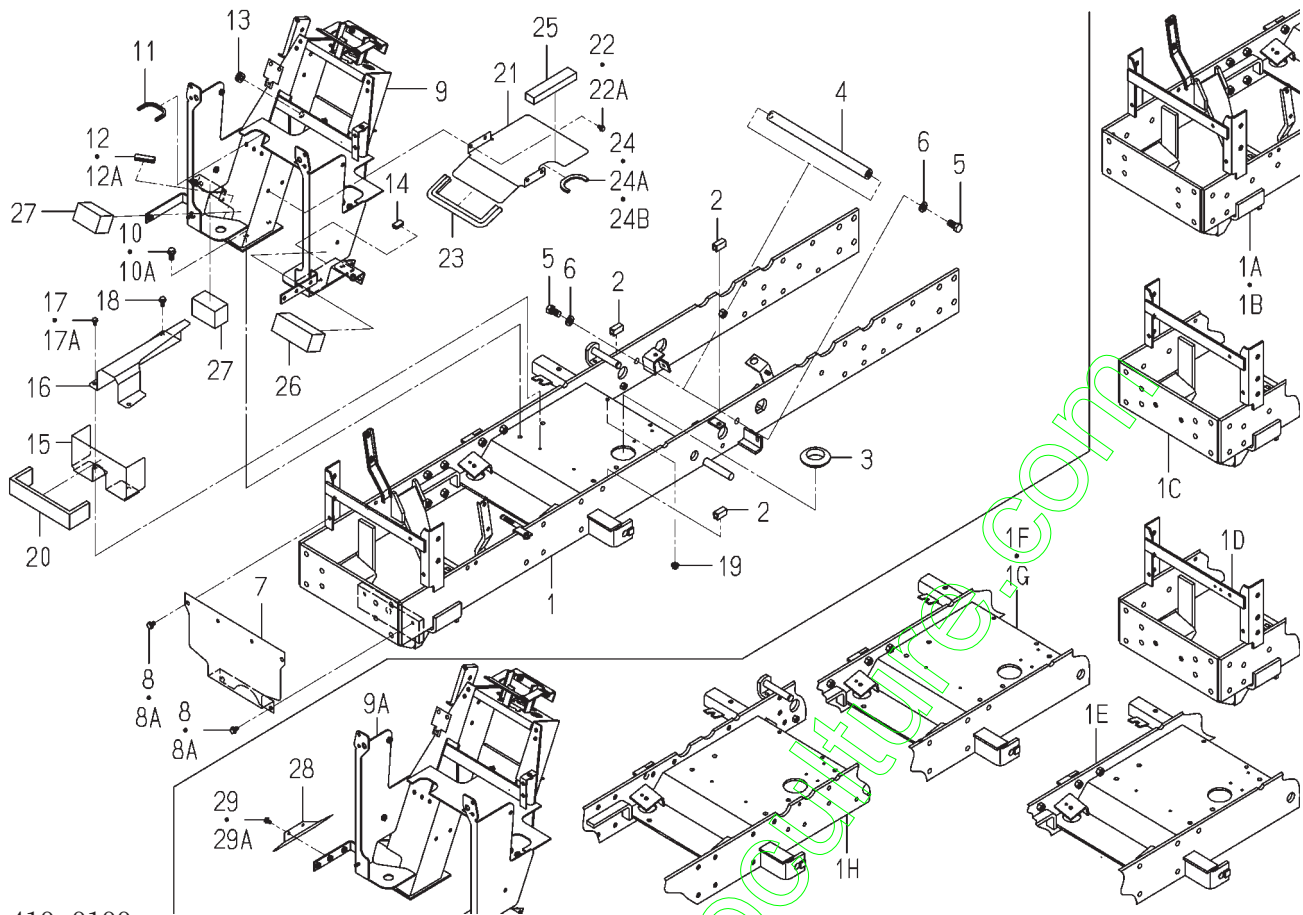
1725-403 -0100

KEY	PART CODE	DESCRIPTION	S P C	TYPE OF MODEL		I T C	C O L	G R P	REMARKS
				TXG23					
1	K167-005-000-00	CYLINDER ASSY	*	1 -2246	1 -2246				
1A	K167-005-000-10	CYLINDER ASSY	*	1 -2666	1 -2666	1			
1B	K167-005-000-20	CYLINDER ASSY	*	1 2667-	1 2667-	1			
2	K167-005-200-00	ROD/PISTON	*	1 -2246	1 -2246				
2A	K167-005-200-10	ROD/PISTON	*	1 2247-	1 2247-	3			
3	K167-005-001-00	PACKING/ROD	*	1 -2246	1 -2246				
3A	K177-006-203-00	SEAL/PISTON	*	1 -2666	1 -2666				
3B	K167-005-001-10	PACKING/PISTON	*	1 2667-	1 2667-				
4	K167-005-300-00	COVER/ROD/A SET	*	1 -6070	1 -6070				
4A	K167-005-300-10	COVER/ROD/A SET	*	1 6071-	1 6071-	3			
5	K182-034-002-00	ROD PACKING	*	1	1				
6	K182-034-003-00	DUST SEAL	*	1	1				
7	K167-005-310-00	COVER/ROD/B SET	*	1 -6070	1 -6070				
7A	K167-005-310-10	COVER/ROD/B SET	*	1 6071-	1 6071-	3			
8	K182-034-002-00	ROD PACKING	*	1	1				
9	K182-034-003-00	DUST SEAL	*	1	1				
10	V723-112-003-80	RING/O	*	2	2				
11	V723-102-004-20	O-RING	*	2 6071-	2 6071-				
12	1725-403-001-00	STAY/CYLINDER	*	2	2				
13	V211-561-003-00	BOLT/M10X30	*	3	3				
14	V211-561-004-00	BOLT/M10X40	*	1	1				
15	1725-403-002-00	ADAPTER/L/R1/4	*	1	1				
16	1725-403-003-00	ADAPTER/45B	*	1	1				

FIG. 61 BRACKET(AXLE) SYSTEM(E6 TYPE)

1725-410-0100

KEY	PART CODE	DESCRIPTION	S P C	TYPE OF MODEL		I T C	C O L	G R P	REMARKS
				TXG23					
1	1725-410-200-50	BRACKET/AXLE COMP	*	1	-1562	1			
1A	1725-410-200-70	BRACKET/AXLE COMP	*	1	-2968	1			
1B	1725-410-200-80	BRACKET/AXLE COMP	*	1	-3421	1			
1C	1725-410-200-90	BRACKET/AXLE COMP	*	1	-5346	1			
1D	1725-410-250-00	FRAME/MAIN/E3 COMP	*	1	5347-				
2	1594-625-002-00	INSULATOR	*	3					
3	1724-702-002-00	GROMMET/45	*	1	4969-				
4	1725-410-001-00	BAR/25X345	*	1					
5	V201-361-402-50	BOLT	*	2					
6	V401-160-014-00	WASHER,SP/M14	*	2					
7	1725-410-300-00	COVER/FRONT COMP	*	1					
8	V211-360-801-60	BOLT,SEMS (SP)	*	4	-5227				
8A	V231-360-801-20	FLANGEBOLT	*	4	5228-				
9	1725-410-310-30	POST/STEERING COMP	*	1	-663				
9A	1725-410-310-50	POST/STEERING COMP	*	4	664-	1			
10	V211-561-002-50	BOLT/M10X25	*	4	-5227				
10A	V231-361-002-00	FLANGEBOLT	*	4	5228-				
11	1614-680-004-00	INSULATOR	*	1					
12	3666-202-005-00	PROTECTOR	*	1	-2283				
12A	3666-202-005-10	PAD/50	*	1	2284-	1			
13	1704-740-008-10	GROMMET/13X17X05	*	1					
14	3805-371-007-00	PAD/25	*	1	1700-				
15	1725-410-002-00	COVER/UNDER	*	1					
16	V210-360-601-20	BOLT,SEMS	*	2	-5227				
16A	V230-360-601-20	FLANGEBOLT	*	2	5228-				
17	1725-410-003-00	SEAL/45X10X315	*	1					
18	1725-410-004-10	NET	*	1					
19	V210-360-601-60	BOLT(SP)/M6X16	*	4	-5227				
19A	V230-360-601-20	FLANGEBOLT	*	4	5228-				
20	1636-631-014-00	TRIM/320	*	1					

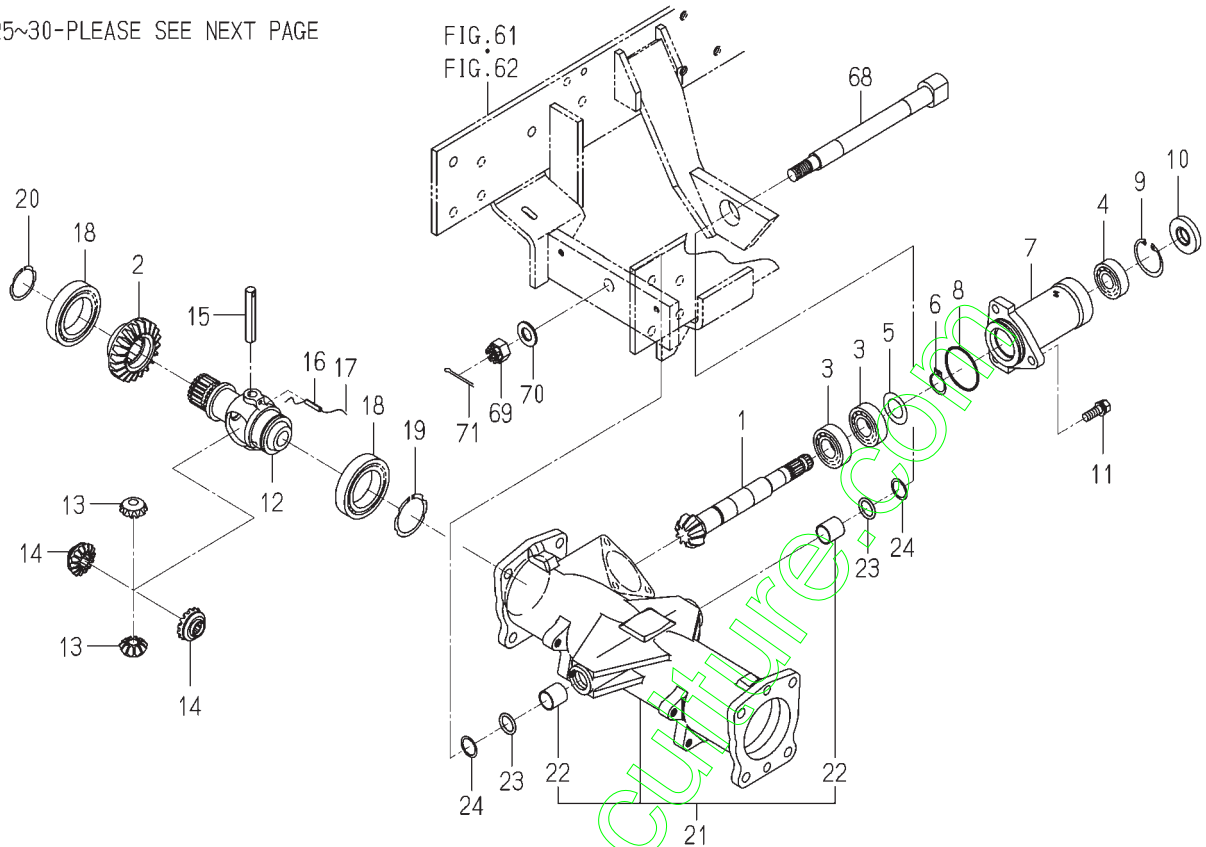
FIG. 62 BRACKET(AXLE) SYSTEM(EXCEPT E6 TYPE)

1739-410-0100

KEY	PART CODE	DESCRIPTION	S P C	TYPE OF MODEL		I T C	C O L	G R P	REMARKS
				TXG23					
1	1739-410-200-10	BRACKET/AXLE COMP	*	1 -813	1 -813				
1A	1739-410-200-20	BRACKET/AXLE/E4 COMP	*	1 -1068	1 -1068	1			
1B	1739-410-200-30	BRACKET/AXLE/E4 COMP	*	1 -1152	1 -1152	1			
1C	1739-410-200-50	BRACKET/AXLE/E4 COMP	*	1 -1217	1 -1217	1			
1D	1739-410-200-60	BRACKET/AXLE/E4 COMP	*	1 -1482	1 -1482	3			
1E	1739-410-200-70	BRACKET/AXLE/E4 COMP	*	1 -1526	1 -1526	1			
1F	1739-410-200-80	BRACKET/AXLE/E4 COMP	*	1 -3250	1 -3250	1			
1G	1739-410-200-90	BRACKET/AXLE/E4 COMP	*	1 -5256	1 -5256	1			
1H	1739-410-230-00	FRAME/MAIN/E4 COMP	*	1 5257-	1 5257-				
2	1594-625-002-00	INSULATOR	*	3	3				
3	1724-702-002-00	GROMMET/45	*	1 5136-	1 5136-				
4	1725-410-001-00	BAR/25X345	*	1	1				
5	V201-361-402-50	BOLT	*	2	2				
6	V401-160-014-00	WASHER,SP/M14	*	2	2				
7	1725-410-300-00	COVER/FRONT COMP	*	1	1				
8	V211-360-801-60	BOLT,SEMS (SP)	*	4 -5221	4 -5221				
8A	V231-360-801-20	FLANGEBOLT	*	4 5222-	4 5222-				
9	1725-410-310-30	POST/STEERING COMP	*	1 -663	1 -663				
9A	1725-410-310-50	POST/STEERING COMP	*	1 664-	1 664-	1			
10	V211-561-002-50	BOLT/M10X25	*	4 -5221	4 -5221				
10A	V231-361-002-00	FLANGEBOLT	*	4 5222-	4 5222-				
11	1614-680-004-00	INSULATOR	*	1	1				
12	3666-202-005-00	PROTECTOR	*	1 -2283	1 -2283				
12A	3666-202-005-10	PAD/50	*	1 2284-	1 2284-	1			
13	1704-740-008-10	GROMMET/13X17X05	*	1	1				
14	3805-371-007-00	PAD/25	*	1 1613-	1 1613-				
15	1725-410-002-00	COVER/UNDER	*	1	1				
16	1739-410-001-00	COVER	*	1 6059-	1 6059-				
17	V210-360-601-20	BOLT,SEMS	*	2 -5221	2 -5221				
17A	V230-360-601-20	FLANGEBOLT	*	2 5222-	2 5222-				

**FIG. 64 AXLE(FRONT)SET(1/2)
(FH TYPE)(NO.2985-5784)**

25~30-PLEASE SEE NEXT PAGE

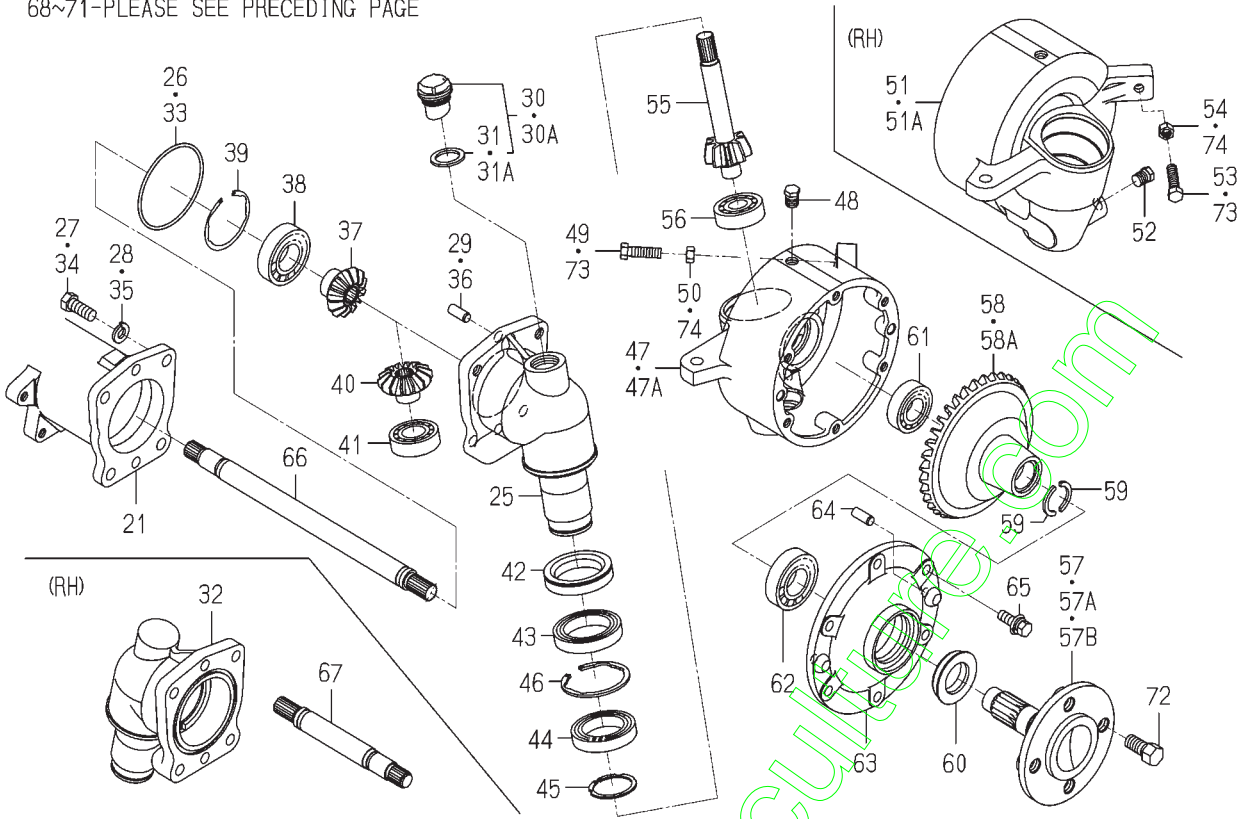


1725-430-0100

KEY	PART CODE	DESCRIPTION	S P C	TYPE OF MODEL		I T C	C O L	G R P	REMARKS
				TXG23					
1	1725-432-051-00	PINION/BEVEL/09	*	1	-5784				
2	1725-432-052-00	GEAR/BEVEL/21	*	1	-5784				
3	1594-221-001-00	BEARING/BALL 6205SH2	*	2	-5784				
4	1724-640-011-00	RBB/6204SOLPACK	*	1	-5784				
5	1593-303-051-20	SHIM/2	*	1	-5784				
6	V704-140-025-00	RING,SNAP/25 C	*	1	-5784				
7	1725-432-053-00	HOUSING/PINION	*	1	-5784				
8	V721-103-105-50	O-RING/G55	*	1	-5784				
9	V705-140-047-00	RING,SNAP/47 C	*	1	-5784				
10	1725-432-004-00	SEAL/OIL	*	1	-5784				
11	V211-561-003-00	BOLT/M10X30	*	3	-5784				
12	1703-432-001-00	CASE/DIFF	*	1	-5784				
13	1614-432-003-00	PINION/BEVEL/11	*	2	-5784				
14	1675-432-001-00	GEAR/BEVEL/15	*	2	-5784				
15	1614-432-006-00	PIN/12X75	*	1	-5784				
16	V580-140-502-50	PIN,SPRING/5 X25 W	*	1	-5784				
17		WIRE	*	1	-5784				
18	1725-432-057-00	BEARING/BALL	*	2	-5784				
19	V706-140-050-00	RING/SNAP	*	1	-5784				
20	V706-140-040-00	RING/SNAP	*	1	-5784				
21	1725-433-700-00	HOUSING/AXLE ASSY	*	1	-5784				
22	1725-433-202-00	BUSH/22X25X25	*	2	-5784				
23	V720-113-502-20	RING/O	*	2	-5784				
24	V730-102-802-20	RING/BACKUP	*	2	-5784				
25	1725-434-071-00	CASE/FINAL/LH	*	1	-5784				
26	V721-103-109-00	O-RING/G90	*	1	-5784				
27	V201-361-203-00	BOLT/M12X30	*	4	-5784				
28	V401-160-012-00	WASHER,SP/M12	*	4	-5784				
29	V523-101-002-40	PIN	*	2	-5784				
30	1518-432-250-00	CAP,OIL ASSY	*	1	-4057				

FIG. 64 AXLE(FRONT)SET(2/2) (FH TYPE)(NO.2985-5784)

68~71-PLEASE SEE PRECEDING PAGE

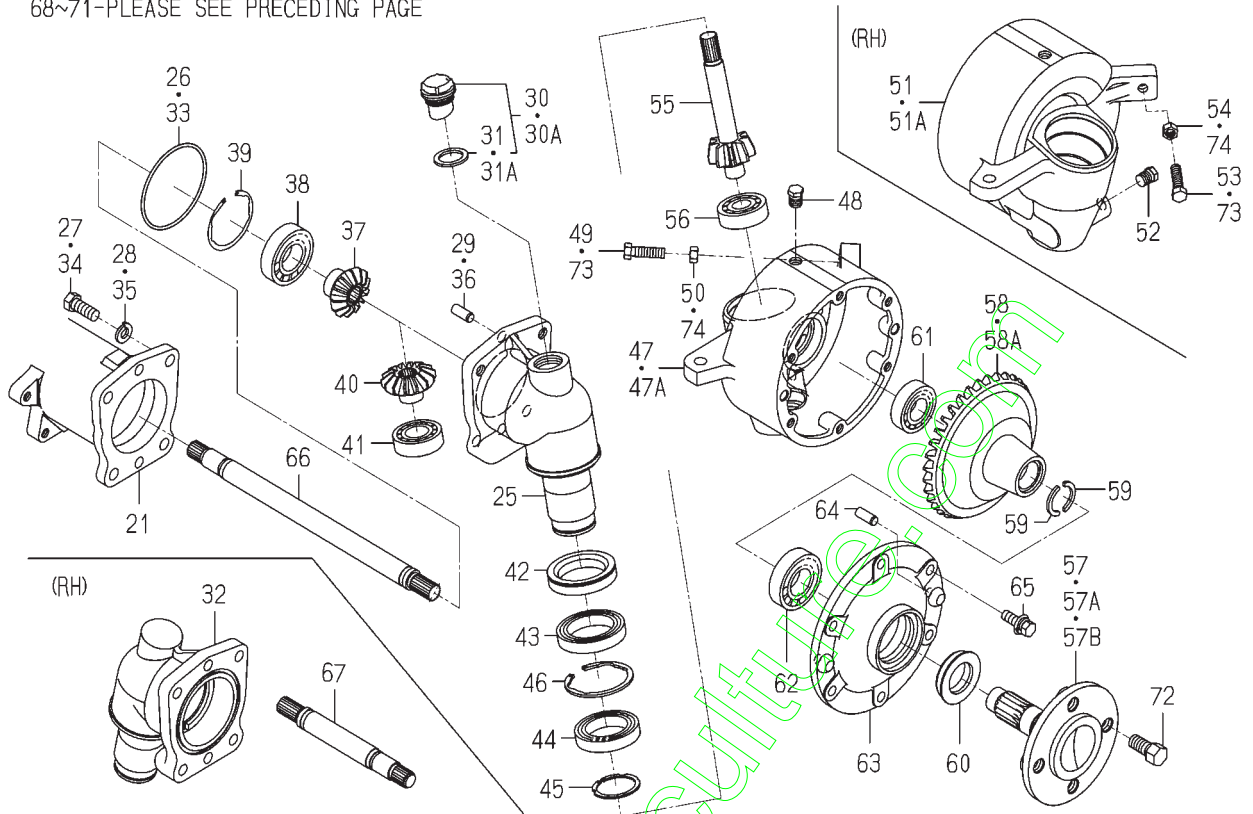


1725-430 -0100

KEY	PART CODE	DESCRIPTION	S P C	TYPE OF MODEL		I T C	C O L	G R P	REMARKS
				TXG23					
30A	1518-432-250-10	CAP,OIL	*	1					
31	1518-306-203-00	PACKING	*	1		1			
31A	1518-306-203-10	PACKING	*	1					
32	1725-434-072-00	CASE/FINAL/RH	*	1					
33	V721-103-109-00	O-RING/G90	*	1					
34	V201-361-203-00	BOLT/M12X30	*	4					
35	V401-160-012-00	WASHER,SP/M12	*	1					
36	V523-101-002-40	PIN	*	2					
37	1725-434-003-00	GEAR/BEVEL/13	*	2					
38	1725-434-062-00	BEARING/BALL	*	2					
39	V707-140-062-00	RING/SNAP	*	2					
40	1725-434-004-00	GEAR/BEVEL/14	*	2					
41	1725-434-063-00	BEARING/BALL	*	2					
42	1725-434-005-00	SEAL/OIL ASSY	*	2					
43	V600-110-691-00	BEARING	*	2					
44	V600-110-690-90	BEARING	*	2					
45	V706-140-045-00	RING/SNAP	*	2					
46	V707-140-068-00	RING/SNAP	*	2					
47	1725-434-006-00	CASE/FINAL/LH	*	1					
47A	1725-434-057-00	CASE/FINAL/LH	*	1					
48	V782-160-000-4B	PLUG/SCREW/SEAL	*	2					
49	V201-361-003-50	BOLT/M10X35	*	1					
50	V304-460-010-00	NUT/M10	*	1					
51	1725-434-007-00	CASE/FINAL/RH	*	1					
51A	1725-434-058-00	CASE/FINAL/RH	*	1					
52	V782-160-000-4B	PLUG/SCREW/SEAL	*	2					
53	V201-361-003-50	BOLT/M10X35	*	1					
54	V304-460-010-00	NUT/M10	*	1					
55	1725-434-051-00	GEAR/BEVEL/09	*	2					
56	1725-434-064-00	BEARING/BALL	*	2					

FIG. 64 AXLE(FRONT)SET(2/2) (FH TYPE)(NO.2985-5784)

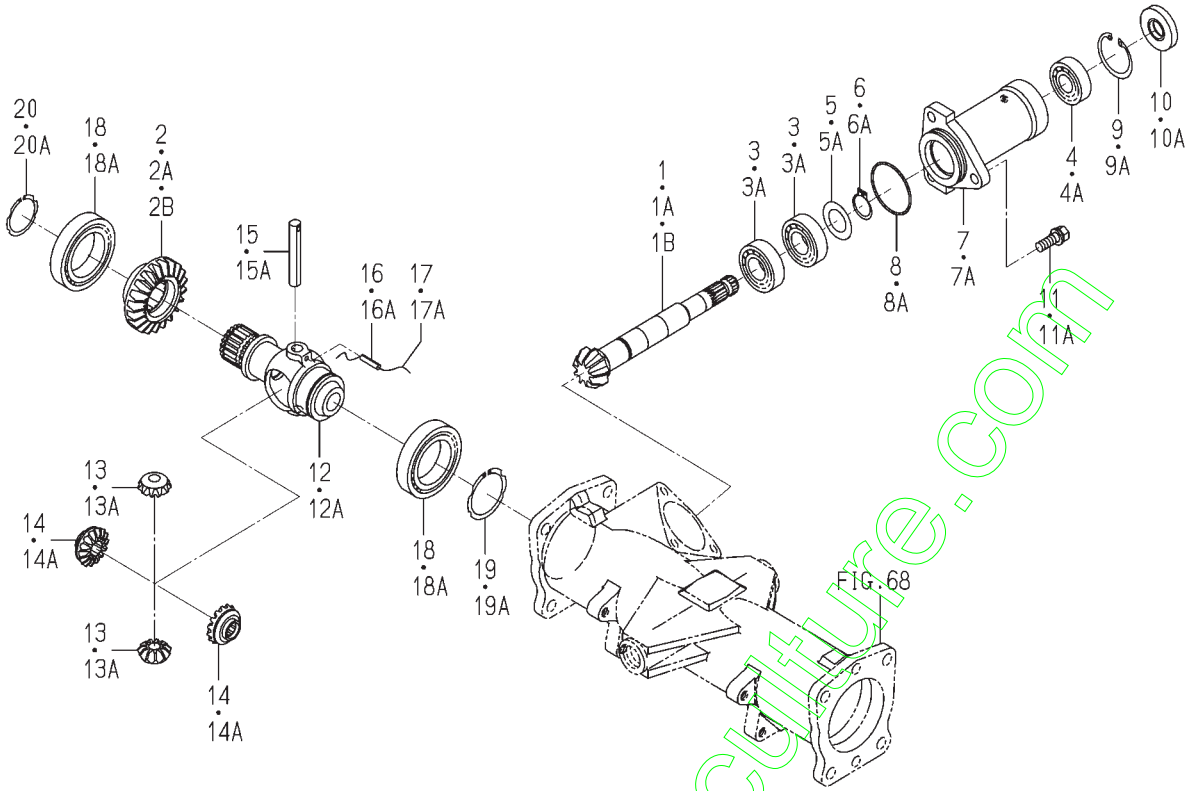
68~71-PLEASE SEE PRECEDING PAGE



1725-430-0100

KEY	PART CODE	DESCRIPTION	S P C	TYPE OF MODEL		I T C	C O L	G R P	REMARKS
				TXG23					
57	1725-434-009-10	SHAFT/WHEEL	*	2					
57A	1725-434-052-00	SHAFT/WHEEL	*	1					
57B	1725-434-052-00	SHAFT/WHEEL	*	2					
58	1725-434-053-00	GEAR/BEVEL/35	*	2					
58A	1725-434-053-10	GEAR/BEVEL/35	*	2		1			
59	1725-434-012-00	WASHER/27X36X03	*	4					
60	1725-434-013-00	SEAL/OIL ASSY	*	2					
61	1725-434-063-00	BEARING/BALL	*	2					
62	1725-434-062-00	BEARING/BALL	*	2					
63	1725-434-054-00	COVER/WHEEL	*	2					
64	V523-101-002-40	PIN	*	4					
65	V211-661-003-00	BOLT/SP	*	12					
66	1725-435-051-00	SHAFT	*	1					
67	1725-435-052-00	SHAFT	*	1					
68	1725-433-001-10	PIN/PIVOT	*	1					
69	V327-261-216-00	NUT,CASTTLE/M16X1.5	*	1					
70	V411-260-016-00	WASHER / M16	*	1					
71	V500-164-004-00	PIN,SPLIT/4 X40	*	1					
72	1725-434-015-20	BOLT/M14X1.5	*	8					
73	V201-361-003-50	BOLT/M10X35	*	2					
74	V304-460-010-00	NUT/M10	*	2					

**FIG. 67 CASE(BEVEL/FRONT) SYSTEM
(FH TYPE)(NO.1-2984)(NO.5785-)**

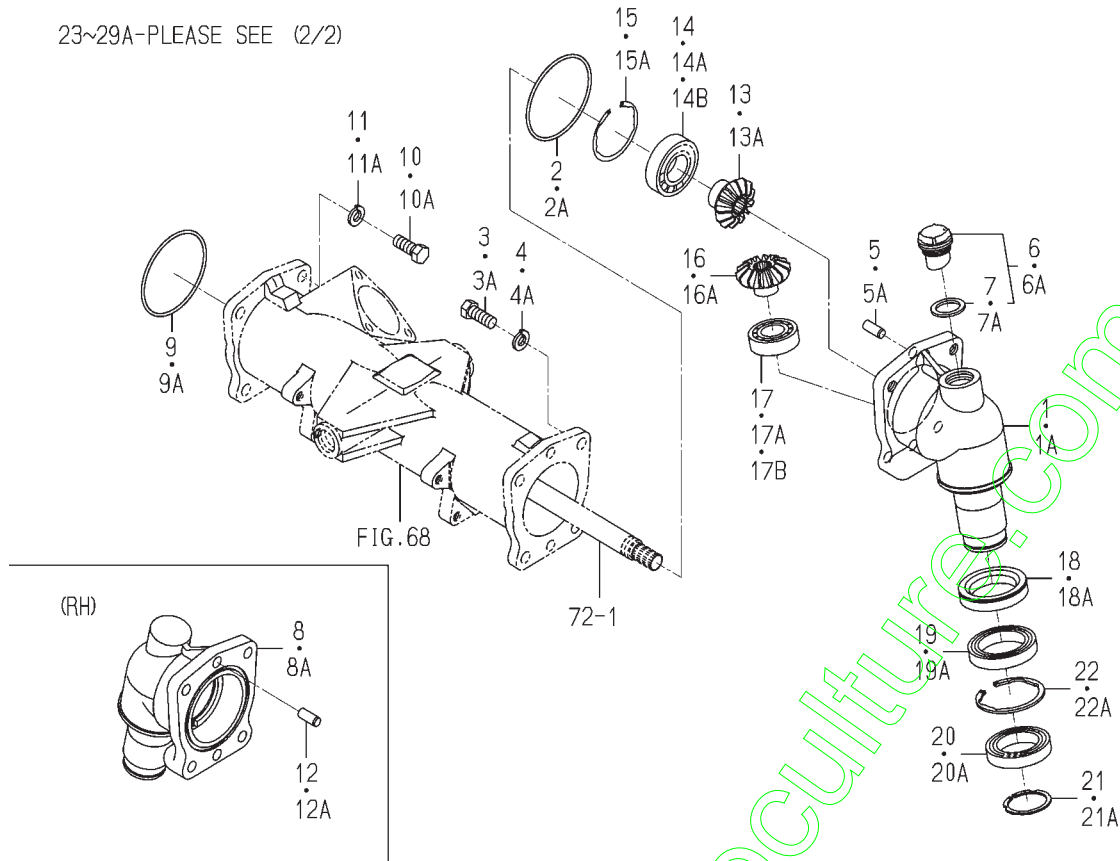


1725-432 -0100

KEY	PART CODE	DESCRIPTION	S P C	TYPE OF MODEL		I T C	C O L	G R P	REMARKS
				TXG23					
1	1725-432-001-00	PINION/BEVEL/09	*	1	-2158				
1A	1725-432-001-10	PINION/BEVEL/09	*	1	-2984	1			
1B	1725-432-001-10	PINION/BEVEL/09	*	1	5785-				
2	1725-432-002-00	GEAR/BEVEL/21	*	1	-2158				
2A	1725-432-002-10	GEAR/BEVEL/21	*	1	-2984	1			
2B	1725-432-002-10	GEAR/BEVEL/21	*	1	5785-				
3	1594-221-001-00	BEARING/BALL 6205SH2	*	2	-2984				
3A	1594-221-001-00	BEARING/BALL 6205SH2	*	2	5785-				
4	1724-640-011-00	RBB/6204SOLPACK	*	1	-2984				
4A	1724-640-011-00	RBB/6204SOLPACK	*	1	5785-				
5	1593-303-051-20	SHIM/2	*	1	-2984				
5A	1593-303-051-20	SHIM/2	*	1	5785-				
6	V704-140-025-00	RING,SNAP/25 C	*	1	-2984				
6A	V704-140-025-00	RING,SNAP/25 C	*	1	5785-				
7	1725-432-003-10	HOUSING/PINION	*	1	-5784				
7A	1725-432-003-10	HOUSING/PINION	*	1	5785-				
8	V721-103-105-50	O-RING/G55	*	1	-2984				
8A	V721-103-105-50	O-RING/G55	*	1	5785-				
9	V705-140-047-00	RING,SNAP/47 C	*	1	-2984				
9A	V705-140-047-00	RING,SNAP/47 C	*	1	5785-				
10	1725-432-004-00	SEAL/OIL	*	1	-2984				
10A	1725-432-004-00	SEAL/OIL	*	1	5785-				
11	V211-561-003-00	BOLT/M10X30	*	3	-2984				
11A	V211-561-003-00	BOLT/M10X30	*	3	5785-				
12	1703-432-001-00	CASE/DIFF	*	1	-2984				
12A	1703-432-001-00	CASE/DIFF	*	1	5785-				
13	1614-432-003-00	PINION/BEVEL/11	*	2	-2984				
13A	1614-432-003-00	PINION/BEVEL/11	*	2	5785-				
14	1675-432-001-00	GEAR/BEVEL/15	*	2	-2984				
14A	1675-432-001-00	GEAR/BEVEL/15	*	2	5785-				

FIG. 70 CASE(GEAR/FRONT) SYSTEM(1/2) (FH TYPE)(NO.1-2984)(NO.5785-)

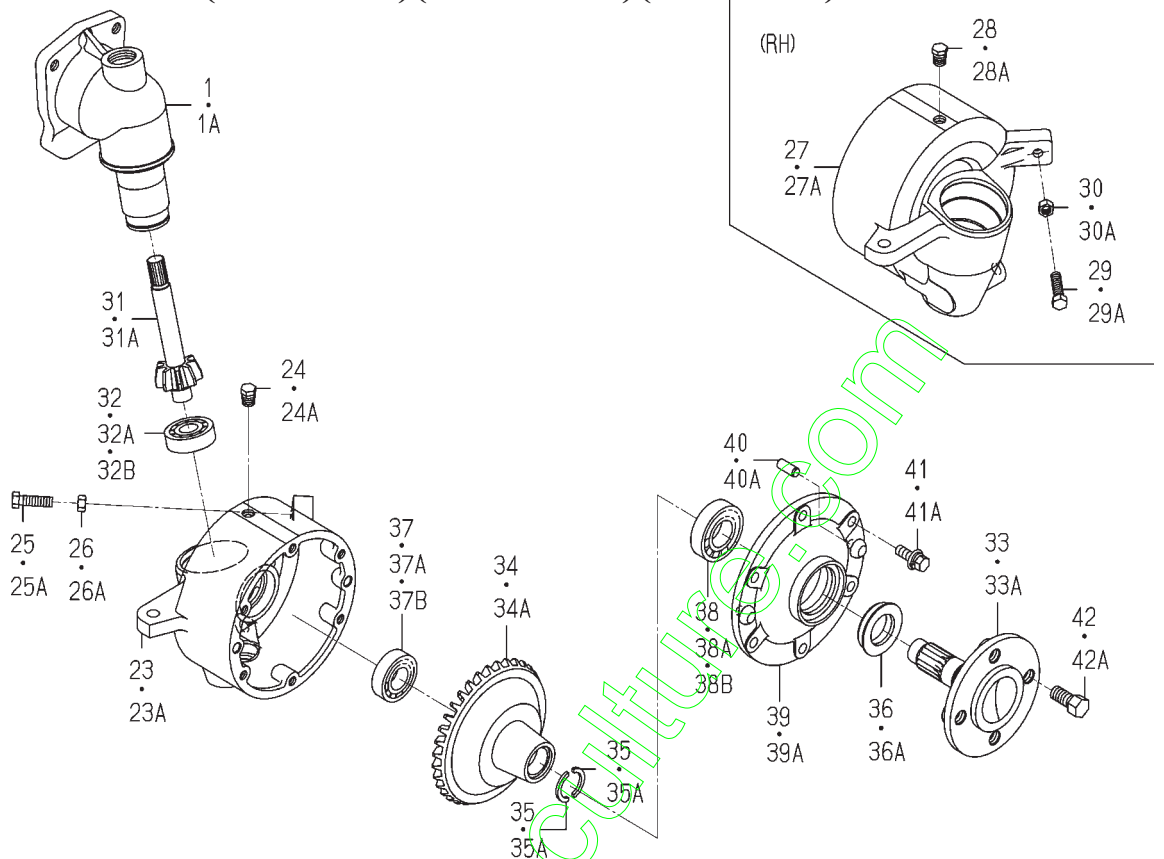
23~29A-PLEASE SEE (2/2)



1725-434-0100

KEY	PART CODE	DESCRIPTION	S P C	TYPE OF MODEL		I T C	C O L	G R P	REMARKS
				TXG23					
1	1725-434-001-00	CASE/FINAL/LH	*	1					
1A	1725-434-001-00	CASE/FINAL/LH	*	1					
2	V721-103-109-00	O-RING/G90	*	1					
2A	V721-103-109-00	O-RING/G90	*	1					
3	V201-361-203-00	BOLT/M12X30	*	4					
3A	V201-361-203-00	BOLT/M12X30	*	4					
4	V401-160-012-00	WASHER,SP/M12	*	4					
4A	V401-160-012-00	WASHER,SP/M12	*	4					
5	V523-101-002-40	PIN	*	2					
5A	V523-101-002-40	PIN	*	2					
6	1518-432-250-00	CAP,OIL ASSY	*	1					
6A	1518-432-250-10	CAP,OIL	*	1					
7	1518-306-203-00	PACKING	*	1					
7A	1518-306-203-10	PACKING	*	1					
8	1725-434-002-00	CASE/FINAL/RH	*	1					
8A	1725-434-002-00	CASE/FINAL/RH	*	1					
9	V721-103-109-00	O-RING/G90	*	1					
9A	V721-103-109-00	O-RING/G90	*	1					
10	V201-361-203-00	BOLT/M12X30	*	4					
10A	V201-361-203-00	BOLT/M12X30	*	4					
11	V401-160-012-00	WASHER,SP/M12	*	4					
11A	V401-160-012-00	WASHER,SP/M12	*	4					
12	V523-101-002-40	PIN	*	2					
12A	V523-101-002-40	PIN	*	2					
13	1725-434-003-00	GEAR/BEVEL/13	*	2					
13A	1725-434-003-00	GEAR/BEVEL/13	*	2					
14	V600-110-620-60	BEARING,RB/6206	*	2					
14A	V600-410-620-60	BEARING/BALL	*	2					
14B	V600-410-620-60	BEARING/BALL	*	2					
15	V707-140-062-00	RING/SNAP	*	2					

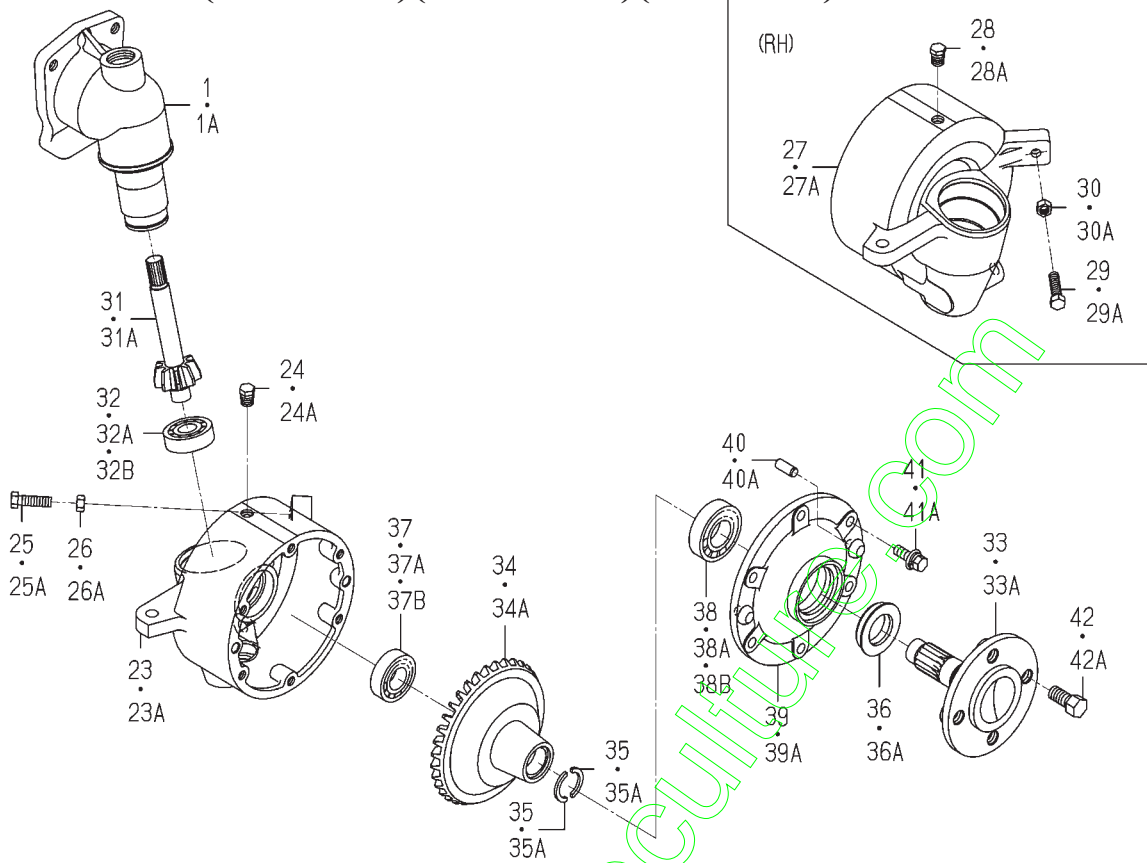
**FIG. 70 CASE(GEAR/FRONT) SYSTEM(2/2)
(FH TYPE)(NO.1-2984)(NO.5785-)**



1725-434-0100

KEY	PART CODE	DESCRIPTION	S P C	TYPE OF MODEL		I T C	C O L	G R P	REMARKS
				TXG23					
15A	V707-140-062-00	RING/SNAP	*	2	5785-				
16	1725-434-004-00	GEAR/BEVEL/14	*	2	-2984				
16A	1725-434-004-00	GEAR/BEVEL/14	*	2	5785-				
17	V600-110-620-50	BEARING, RB/6205	*	2	-1218				
17A	V600-410-620-50	BEARING/BALL	*	2	-2984				
17B	V600-410-620-50	BEARING/BALL	*	2	5785-				
18	1725-434-005-00	SEAL/OIL ASSY	*	2	-2984				
18A	1725-434-005-00	SEAL/OIL ASSY	*	2	5785-				
19	V600-110-691-00	BEARING	*	2	-2984				
19A	V600-110-691-00	BEARING	*	2	5785-				
20	V600-110-690-90	BEARING	*	2	-2984				
20A	V600-110-690-90	BEARING	*	2	5785-				
21	V706-140-045-00	RING/SNAP	*	2	-2984				
21A	V706-140-045-00	RING/SNAP	*	2	5785-				
22	V707-140-068-00	RING/SNAP	*	2	-2984				
22A	V707-140-068-00	RING/SNAP	*	2	5785-				
23	1725-434-006-00	CASE/FINAL/LH	*	1	-2984				
23A	1725-434-006-00	CASE/FINAL/LH	*	1	5785-				
24	V782-160-000-4B	PLUG/SCREW/SEAL	*	2	-2984				
24A	V782-160-000-4B	PLUG/SCREW/SEAL	*	2	5785-				
25	V201-361-003-50	BOLT/M10X35	*	1	-2984				
25A	V201-361-003-50	BOLT/M10X35	*	1	5785-				
26	V304-460-010-00	NUT/M10	*	1	-2984				
26A	V304-460-010-00	NUT/M10	*	1	5785-				
27	1725-434-007-00	CASE/FINAL/RH	*	1	-2984				
27A	1725-434-007-00	CASE/FINAL/RH	*	1	5785-				
28	V782-160-000-4B	PLUG/SCREW/SEAL	*	2	-2984				
28A	V782-160-000-4B	PLUG/SCREW/SEAL	*	2	5785-				
29	V201-361-003-50	BOLT/M10X35	*	1	-2984				
29A	V201-361-003-50	BOLT/M10X35	*	1	5785-				

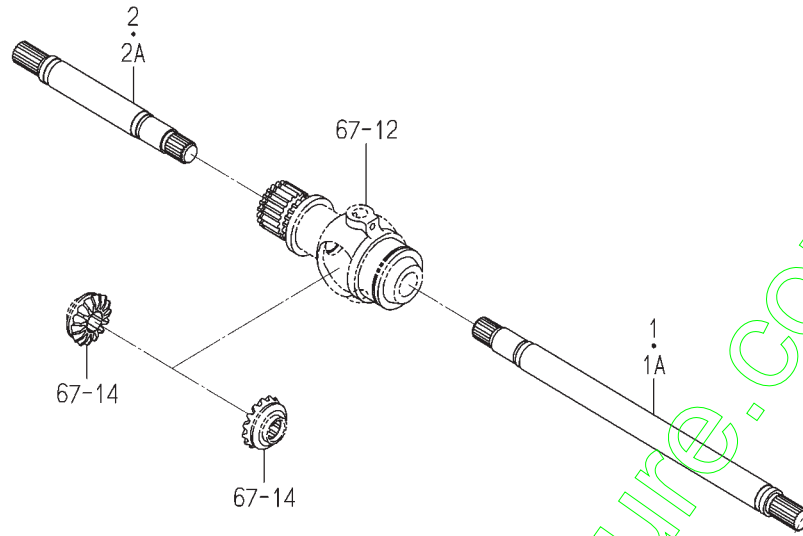
**FIG. 70 CASE(GEAR/FRONT) SYSTEM(2/2)
(FH TYPE)(NO.1-2984)(NO.5785-)**



1725-434 -0100

KEY	PART CODE	DESCRIPTION	S P C	TYPE OF MODEL		I T C	C O L	G R P	REMARKS
				TXG23					
30	V 304-460-010-00	NUT/M10	*	1	-2984				
30A	V 304-460-010-00	NUT/M10	*	1	5785-				
31	1725-434-008-00	GEAR/BEVEL/09	*	2	-2984				
31A	1725-434-008-00	GEAR/BEVEL/09	*	2	5785-				
32	V 600-110-630-40	BEARING,RB/6304	*	2	-1218				
32A	V 600-410-630-40	BEARING/BALL	*	2	-2984				
32B	V 600-410-630-40	BEARING/BALL	*	2	5785-				
33	1725-434-009-10	SHAFT/WHEEL	*	2	-2984				
33A	1725-434-009-10	SHAFT/WHEEL	*	2	5785-				
34	1725-434-011-00	GEAR/BEVEL/35	*	2	-2984				
34A	1725-434-011-00	GEAR/BEVEL/35	*	2	5785-				
35	1725-434-012-00	WASHER/27X36X03	*	4	-2984				
35A	1725-434-012-00	WASHER/27X36X03	*	4	5785-				
36	1725-434-013-00	SEAL/OIL ASSY	*	2	-2984				
36A	1725-434-013-00	SEAL/OIL ASSY	*	2	5785-				
37	V 600-110-620-50	BEARING,RB/6205	*	2	-1218				
37A	V 600-410-620-50	BEARING/BALL	*	2	-2984				
37B	V 600-410-620-50	BEARING/BALL	*	2	5785-				
38	V 600-110-620-60	BEARING,RB/6206	*	2	-1292				
38A	V 600-410-620-60	BEARING/BALL	*	2	-2984				
38B	V 600-410-620-60	BEARING/BALL	*	2	5785-				
39	1725-434-014-00	COVER/WHEEL	*	2	-5784				
39A	1725-434-054-00	COVER/WHEEL	*	2	5785-				
40	V 523-101-002-40	PIN	*	4	-2984				
40A	V 523-101-002-40	PIN	*	4	5785-				
41	V 211-661-003-00	BOLT/SP	*	12	-2984				
41A	V 211-661-003-00	BOLT/SP	*	12	5785-				
42	1725-434-015-20	BOLT/M14X1.5	*	8	-2984	1			
42A	1725-434-015-20	BOLT/M14X1.5	*	8	5785-				

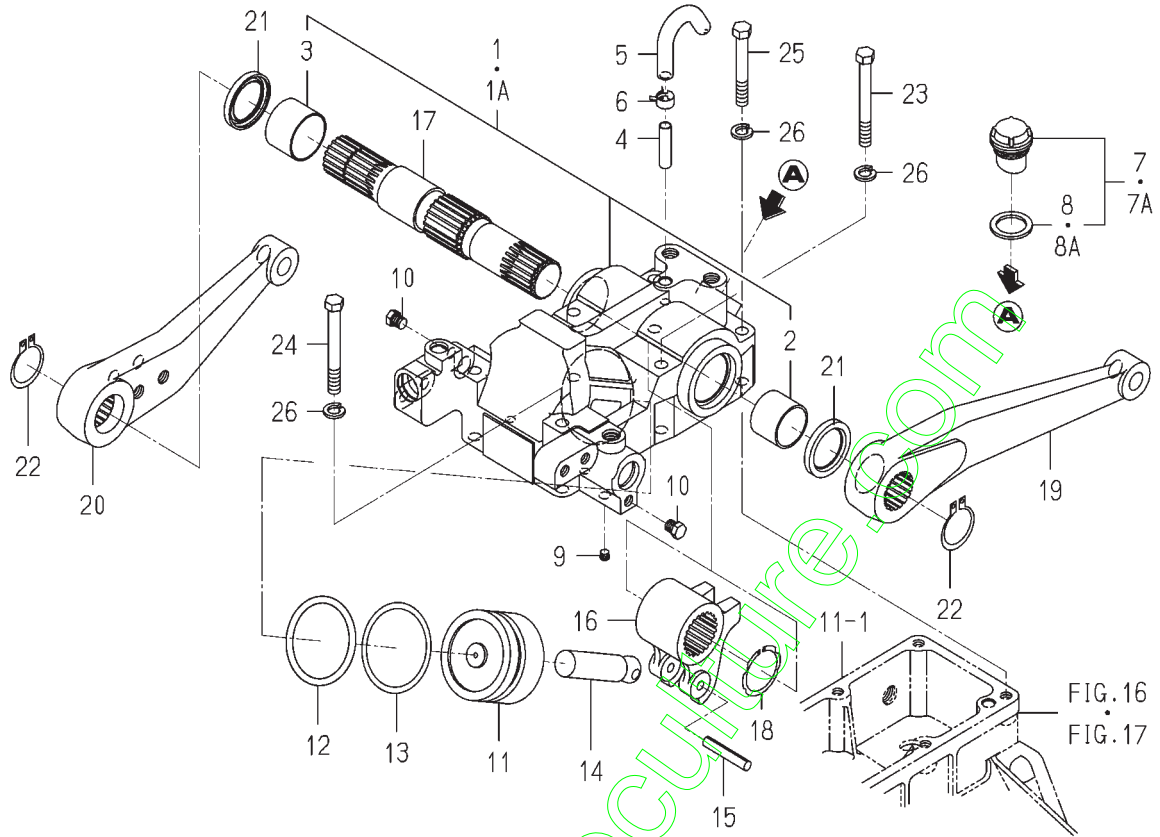
**FIG. 72 SHAFT(DRIVE/FINAL) SYSTEM
(FH TYPE)(NO.1-2984)(NO.5785-)**



1725-435 -0100

KEY	PART CODE	DESCRIPTION	S P C	TYPE OF MODEL		I T C	C O L	G R P	REMARKS
1	1725-435-001-00	SHAFT	*	1					
1A	1725-435-001-00	SHAFT	*	-2984					
2	1725-435-002-00	SHAFT	*	1					
2A	1725-435-002-00	SHAFT	*	-2984					
				1					
				5785-					

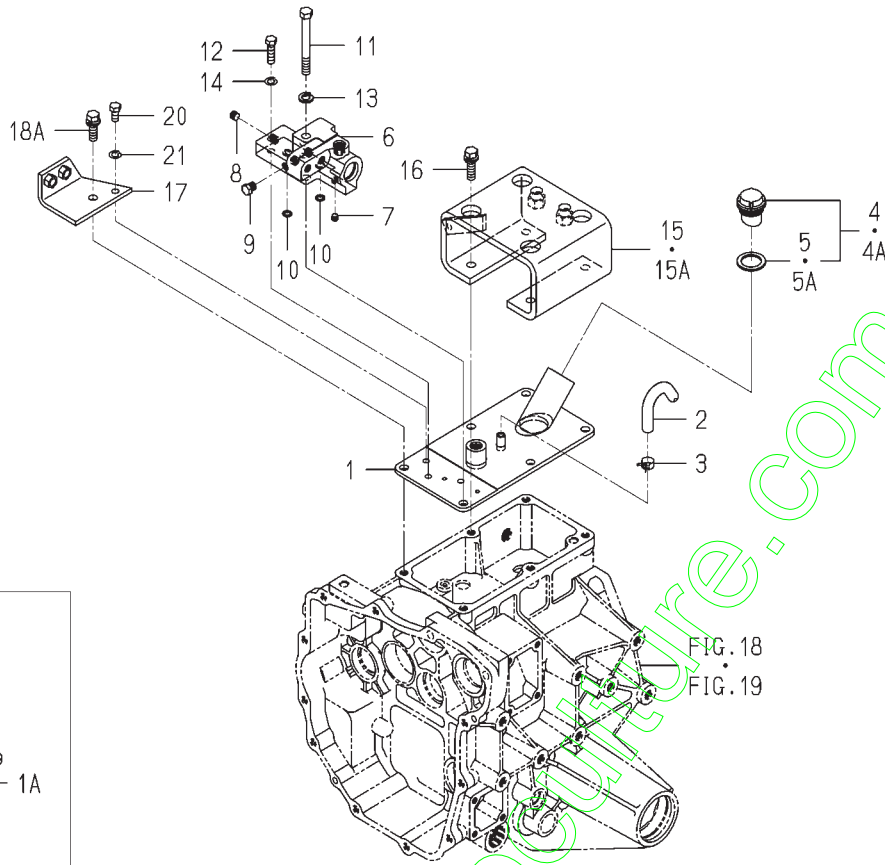
FIG. 75 CASE(CYLINDER) SYSTEM(FH TYPE)



1725-501-0100

KEY	PART CODE	DESCRIPTION	S P C	TYPE OF MODEL		I T C	C O L	G R P	REMARKS
				TXG23					
1	1725-501-200-10	CASE/CYLINDER ASSY	*	1	-1095				
1A	1725-501-200-20	CASE/CYLINDER ASSY	*	1	1096-		1		
2	1427-501-003-00	BUSH/35X39X30	*	1					
3	1480-501-003-00	BUSH/40X43X30	*	1					
4	1544-120-008-10	PIPE,BREATHER	*	1					
5	1716-501-006-00	HOSE/BREATHER	*	1					
6	J062-138-148-00	CLIP/HOSE/13.8-14.8	*	1					
7	1518-432-250-00	CAP,OIL ASSY	*	1	-4057				
7A	1518-432-250-10	CAP,OIL	*	1	4058-		1		
8	1518-306-203-00	PACKING	*	1	-4057				
8A	1518-306-203-10	PACKING	*	1	4058-				
9	V780-140-000-10	PLUG/SCREW	*	1					
10	V782-160-000-2T	PLUG/SCREW/SEAL	*	2					
11	1725-501-001-00	PISTON	*	1					
12	V720-115-706-50	O-RING/P65 HS90	*	1					
13	1415-505-006-00	RING,BACK UP	*	1					
14	1725-501-002-00	ROD	*	1					
15	V580-140-805-00	PIN,SPRING/8 X50 W	*	1					
16	1725-501-003-00	CRANK/LIFT	*	1					
17	1725-501-004-00	SHAFT/LIFT	*	1					
18	V706-140-040-00	RING/SNAP	*	1					
19	1725-501-005-00	ARM/LIFT/LH	*	1					
20	1725-501-006-00	ARM/LIFT/RH	*	1					
21	V742-135-500-60	SEAL,OIL/VC35506	*	2					
22	V704-140-035-00	RING,SNAP/35 C	*	2					
23	V201-361-008-50	BOLT	*	3					
24	V201-361-008-5B	BOLT/SEAL	*	1					
25	V201-361-007-00	BOLT	*	2					
26	V401-160-010-00	WASHER,SP/M10	*	6					

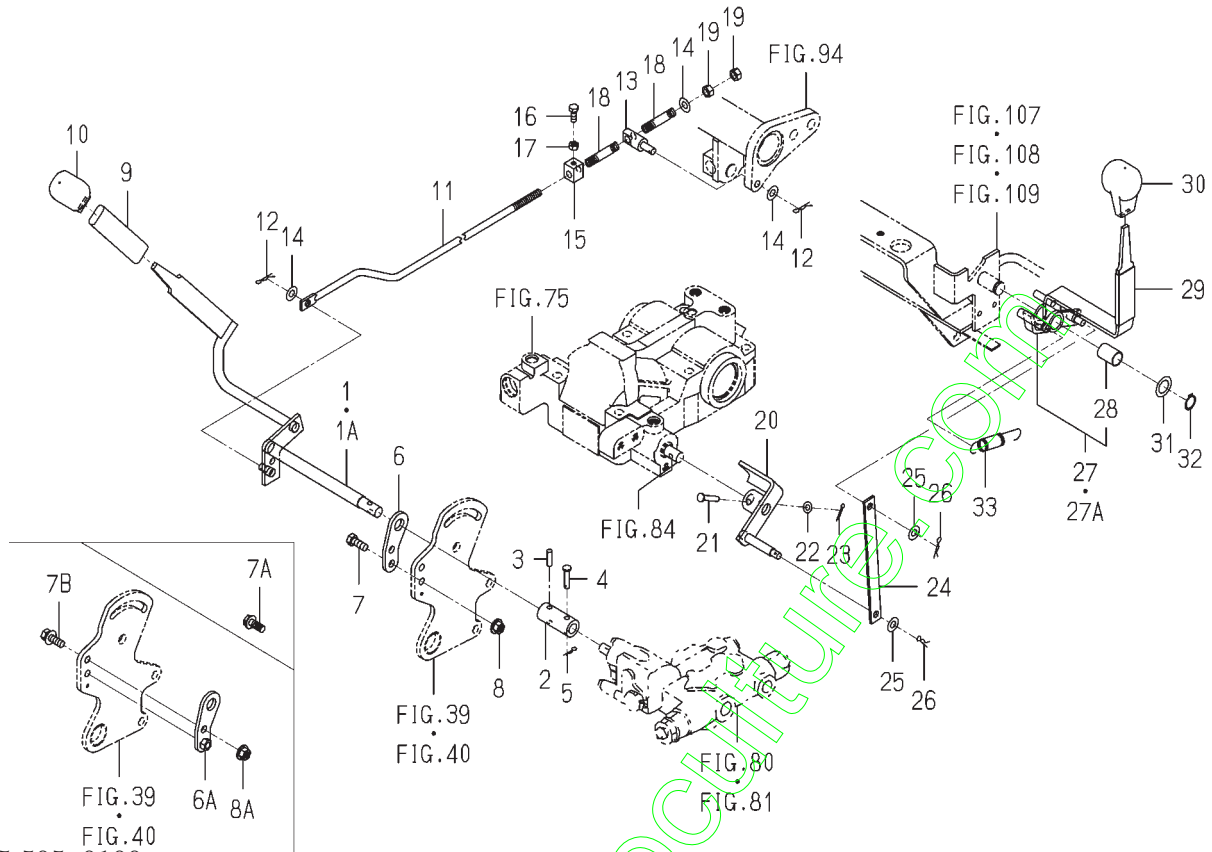
**FIG. 76 COVER(CASE/CYLINDER) SYSTEM
(TH TYPE)**



1739-501A-0100

KEY	PART CODE	DESCRIPTION	S P C	TYPE OF MODEL		I T C	C O L	G R P	REMARKS
				TXG23					
1	1739-501-200-00	PLATE/COVER COMP	*		1 -263				
1A	1739-501-200-10	PLATE/COVER COMP	*		1 264-	1			
2	1716-501-006-00	HOSE/BREATHER	*		1				
3	J062-138-148-00	CLIP/HOSE/13.8-14.8	*		1				
4	1518-306-200-00	CAP,OIL ASSY	*		1 -4354				
4A	1518-306-200-10	CAP,OIL/A	*		1 4355-	1			
5	1518-306-203-00	PACKING	*		1 -4354				
5A	1518-306-203-10	PACKING	*		1 4355-				
6	1739-501-001-00	METAL/VALVE/PTO	*		1				
7	V780-140-000-10	PLUG/SCREW	*		1				
8	V780-140-000-20	PLUG/SCREW	*		1				
9	V782-160-000-20	PLUG/SCREW	*		1				
10	V720-111-900-80	O-RING/P8	*		2				
11	V201-361-008-5B	BOLT/SEAL	*		1				
12	V201-260-803-0B	BOLT/SEAL	*		2				
13	V401-160-010-00	WASHER,SP/M10	*		1				
14	V401-160-008-00	WASHER,SP/M 8	*		2				
15	1739-501-210-00	BRACKET/SPACER COMP	*		1 -263				
15A	1739-501-210-10	BRACKET/SPACER COMP	*		1 264-	1			
16	V211-561-003-50	BOLT/S	*		4				
17	1739-501-220-00	BRACKET/STAY/SEAT	*		1				
18	V211-361-003-00	BOLT/M10X30	*		1 -1612				
18A	V211-561-003-00	BOLT/M10X30	*		1 1613-				
19	V401-160-010-00	WASHER,SP/M10	*		1 -1612				
20	V201-260-801-6B	BOLT/SEAL	*		1				
21	V401-160-008-00	WASHER,SP/M 8	*		1				

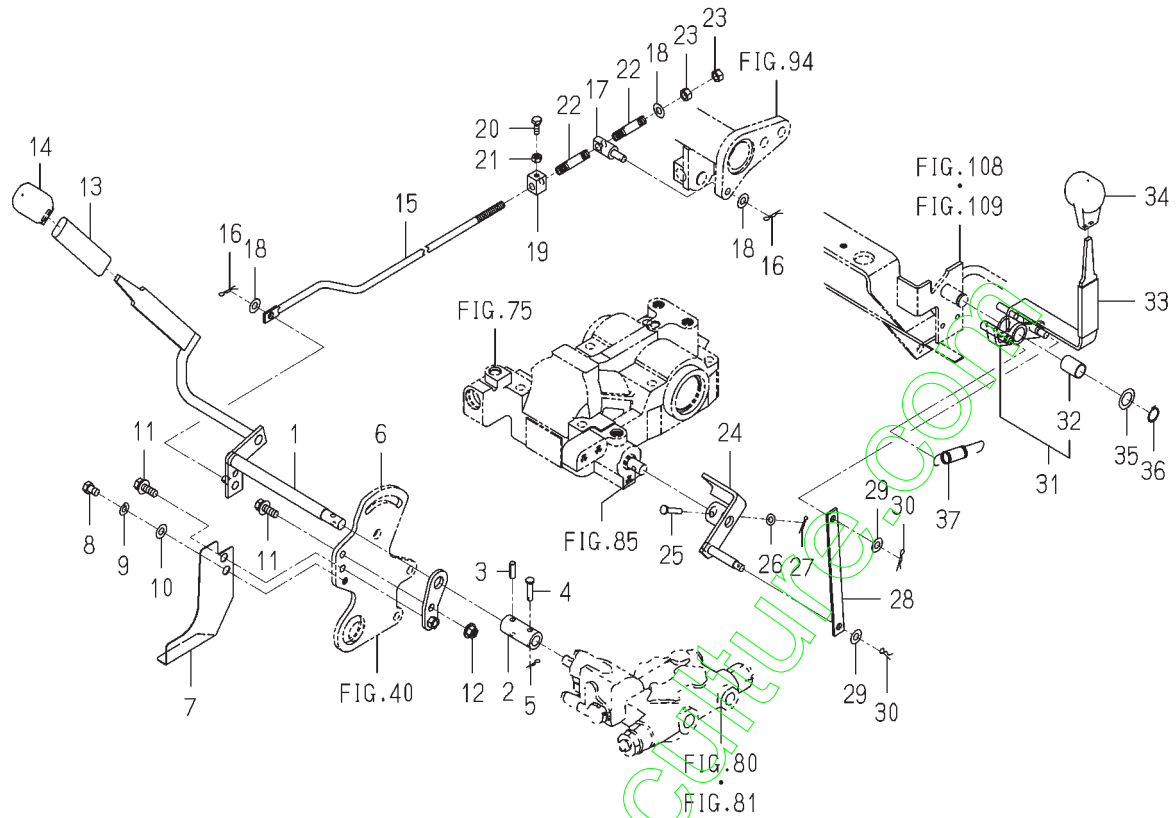
**FIG. 77 CONTROL SYSTEM(FH TYPE)
(NO.1-6058,EXCEPT E6 TYPE)**



1725-505-0100

KEY	PART CODE	DESCRIPTION	S P C	TYPE OF MODEL		I T C	C O L	G R P	REMARKS
				TXG23					
1	1725-505-200-00	LEVER/POS COMP	*	1	-5047				
1A	1725-505-200-10	LEVER/POS COMP	*	1	5048-	1			
2	1725-505-001-00	HUB/13X22X50	*	1					
3	V580-140-602-20	PIN,SPRING/6 X22 W	*	1					
4	1725-505-002-00	PIN/06X26	*	1					
5	V560-160-006-00	PIN/SNAP	*	1					
6	1725-505-003-00	PLATE/POS	*	1	-6058				
6A	1725-505-250-00	PLATE/POS COMP	*	1	6059-				
7	V201-360-802-00	BOLT/M8X20	*	2	-5221				
7A	V231-360-802-00	FLANGEBOLT	*	2	-6058				
7B	V211-360-802-50	BOLT/SP	*	2	6059-				
8	V362-260-008-00	NUT/WASHER	*	2	-6058				
8A	V362-260-008-00	NUT/WASHER	*	1	6059-				
9	1725-266-001-00	INSULATOR/120	*	1					
10	1614-262-003-00	GRIP/SUB	*	1					
11	1725-505-004-00	ROD/M08X465	*	1					
12	V560-160-008-00	PIN/SNAP	*	2					
13	1725-505-005-10	PIN/16X48	*	1					
14	V411-260-008-00	WASHER,PL/M 8	*	3					
15	1725-505-006-00	STAY/STOPPER	*	1					
16	V200-360-601-60	BOLT/M6X16	*	1					
17	V301-260-006-00	NUT/M6	*	1					
18	1725-505-007-00	SPRING/H050	*	2					
19	V304-260-008-00	NUT	*	2					
20	1725-505-210-10	ARM/PLATE COMP	*	1					
21	2144-519-007-00	PIN/06X31	*	1					
22	V411-260-006-00	WASHER / M6	*	1					
23	V500-162-001-50	PIN,SPLIT/2 X15	*	1					
24	1725-505-008-00	PLATE/I/16X180	*	1					
25	V411-260-008-00	WASHER,PL/M 8	*	2					

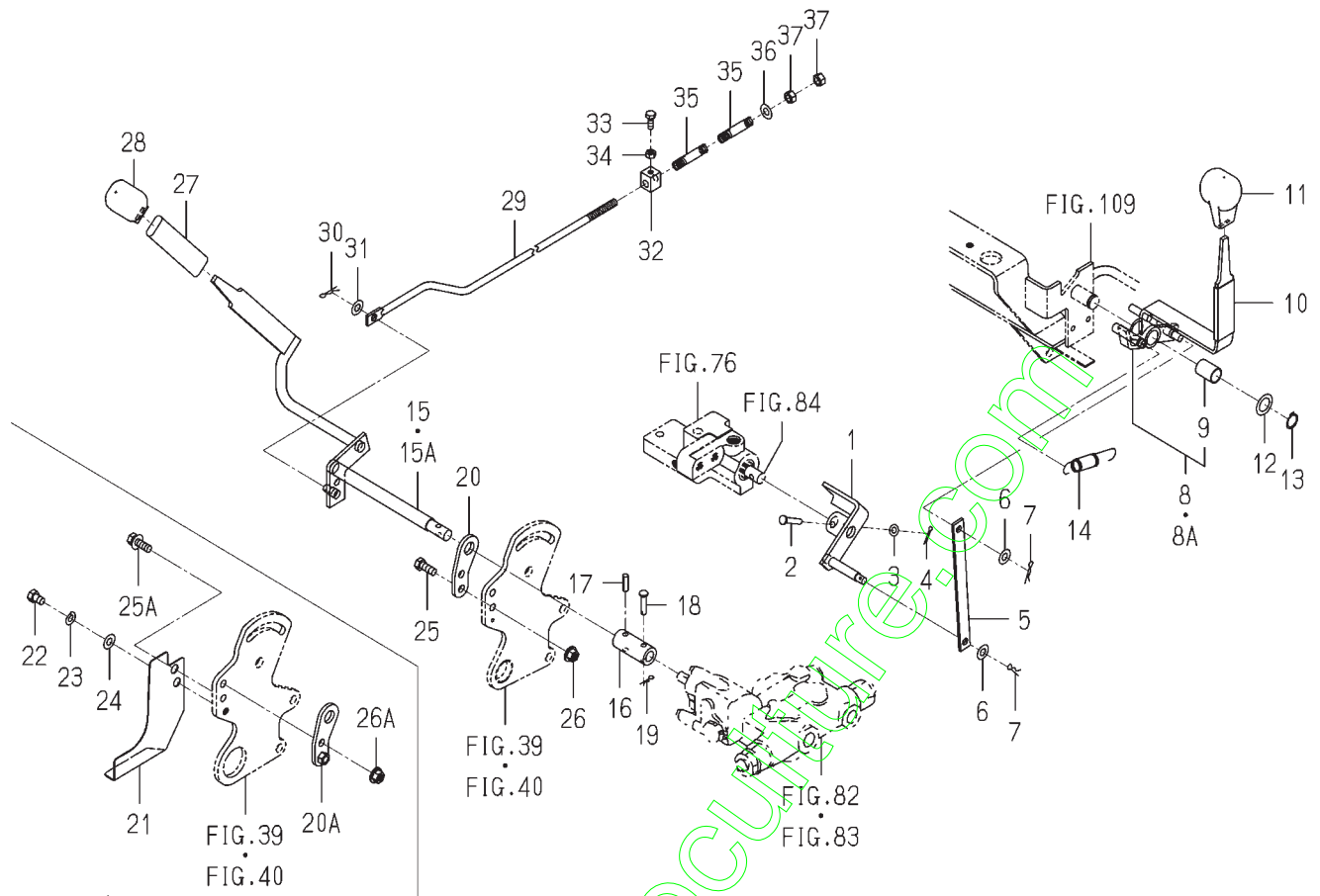
**FIG. 78 CONTROL SYSTEM
(FH TYPE EXCEPT E6)(NO.6059-)**



1739-505 -0100

KEY	PART CODE	DESCRIPTION	S P C	TYPE OF MODEL		I T C	C O L	G R P	REMARKS
				TXG23					
1	1725-505-200-10	LEVER/POS COMP	*	1	6059-				
2	1725-505-001-00	HUB/13X22X50	*	1	6059-				
3	V580-140-602-20	PIN,SPRING/6 X22 W	*	1	6059-				
4	1725-505-002-00	PIN/06X26	*	1	6059-				
5	V560-160-006-00	PIN/SNAP	*	1	6059-				
6	1725-505-250-00	PLATE/POS COMP	*	1	6059-				
7	1739-505-002-10	COVER	*	1	6059-	1			
8	V201-260-801-20	BOLT/M 8X12	*	1	6059-				
9	V401-160-008-00	WASHER,SP/M 8	*	1	6059-				
10	V411-260-008-00	WASHER,PL/M 8	*	1	6059-				
11	V211-360-802-50	BOLT/SP	*	2	6059-				
12	V362-260-008-00	NUT/WASHER	*	1	6059-				
13	1725-266-001-00	INSULATOR/120	*	1	6059-				
14	1614-262-003-00	GRIP/SUB	*	1	6059-				
15	1725-505-004-00	ROD/M08X465	*	1	6059-				
16	V560-160-008-00	PIN/SNAP	*	2	6059-				
17	1725-505-005-10	PIN/16X48	*	1	6059-				
18	V411-260-008-00	WASHER,PL/M 8	*	3	6059-				
19	1725-505-006-00	STAY/STOPPER	*	1	6059-				
20	V200-360-601-60	BOLT/M6X16	*	1	6059-				
21	V301-260-006-00	NUT/M6	*	1	6059-				
22	1725-505-007-00	SPRING/HCO50	*	2	6059-				
23	V304-260-008-00	NUT	*	2	6059-				
24	1725-505-210-10	ARM/PLATE COMP	*	1	6059-				
25	2144-519-007-00	PIN/06X31	*	1	6059-				
26	V411-260-006-00	WASHER / M6	*	1	6059-				
27	V500-162-001-50	PIN,SPLIT/2 X15	*	1	6059-				
28	1725-505-008-00	PLATE/I/16X180	*	1	6059-				
29	V411-260-008-00	WASHER,PL/M 8	*	2	6059-				
30	V560-160-008-00	PIN/SNAP	*	2	6059-				

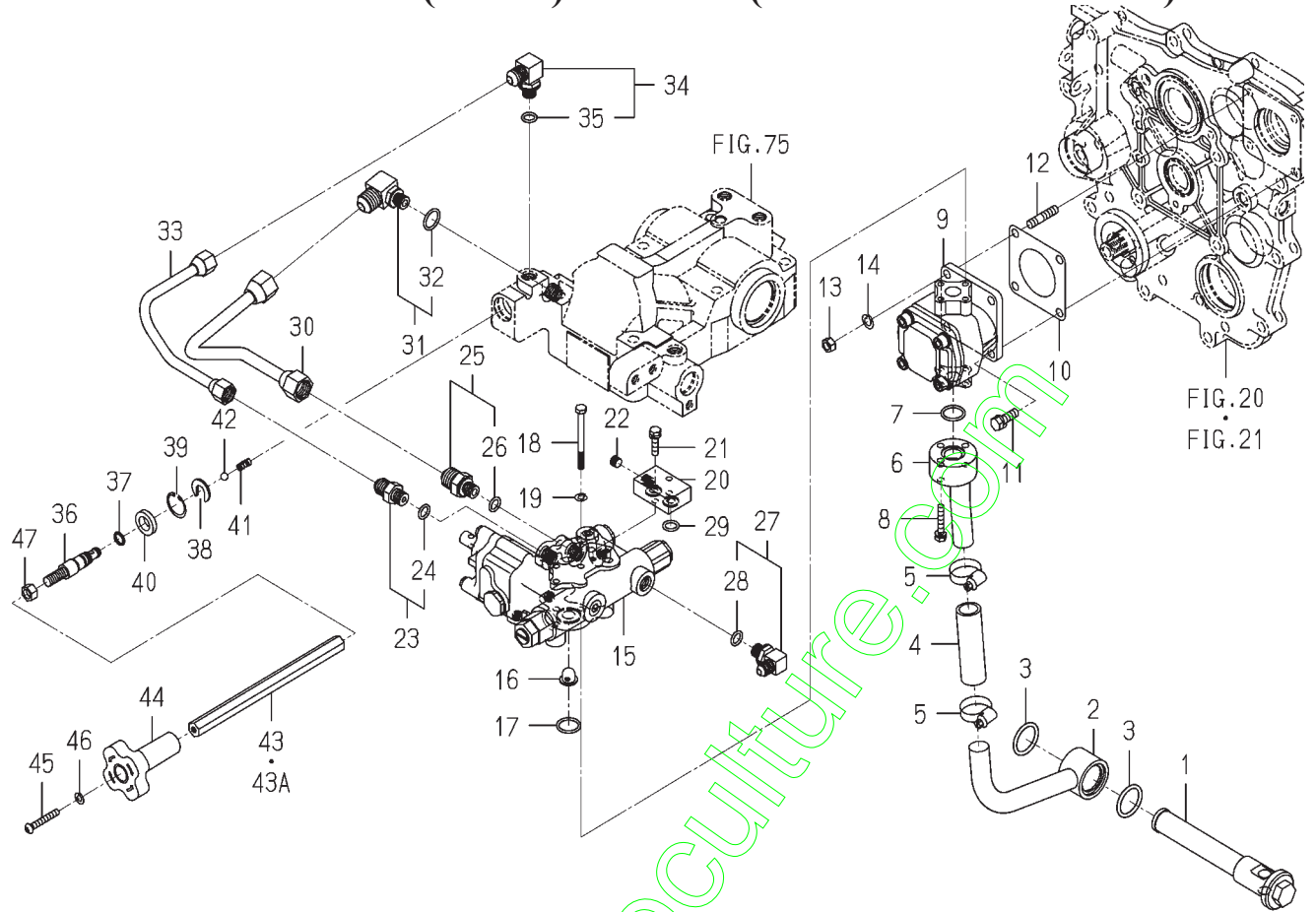
FIG. 79 CONTROL SYSTEM(TH TYPE)



1739-505A-0100

KEY	PART CODE	DESCRIPTION	S P C	TYPE OF MODEL		I T C	C O L	G R P	REMARKS
				TXG23					
1	1725-505-210-10	ARM/PLATE COMP	*		1				
2	2144-519-007-00	PIN/06X31	*		1				
3	V411-260-006-00	WASHER / M6	*		1				
4	V500-162-001-50	PIN,SPLIT/2 X15	*		1				
5	1725-505-008-00	PLATE/I/16X180	*		1				
6	V411-260-008-00	WASHER,PL/M 8	*		2				
7	V560-160-008-00	PIN/SNAP	*		2				
8	1725-505-240-10	LEVER/PTO ASSY	*		1				
8A	1725-505-240-20	LEVER/PTO ASSY	*		5047 1 5048	1			
9	3662-223-005-00	BUSH(16X18X25)	*		1				
10	1614-262-006-00	INSULATOR/LEVER/SUB	*		1				
11	1688-265-001-00	GRIP/MID/PTO	*		1				
12	3621-211-003-00	WASHER	*		1				
13	V704-140-016-00	RING,SNAP/16 C	*		1				
14	1593-332-053-00	SPRING/HE086	*		1				
15	1725-505-200-00	LEVER/POS COMP	*		5047 1				
15A	1725-505-200-10	LEVER/POS COMP	*		5048 1	1			
16	1725-505-001-00	HUB/13X22X50	*		1				
17	V580-140-602-20	PIN,SPRING/6 X22 W	*		1				
18	1725-505-002-00	PIN/06X26	*		1				
19	V560-160-006-00	PIN/SNAP	*		1				
20	1725-505-003-00	PLATE/POS	*		6058 1				
20A	1725-505-250-00	PLATE/POS COMP	*		6059 1				
21	1739-505-002-10	COVER	*		6059 1	1			
22	V201-260-801-20	BOLT/M 8X12	*		6059 1				
23	V401-160-008-00	WASHER,SP/M 8	*		6059 1				
24	V411-260-008-00	WASHER,PL/M 8	*		6059 1				
25	V201-360-802-00	BOLT/M8X20	*		6058 2				
25A	V211-360-802-50	BOLT/SP	*		6059 2				
26	V362-260-008-00	NUT/WASHER	*		6058 2				

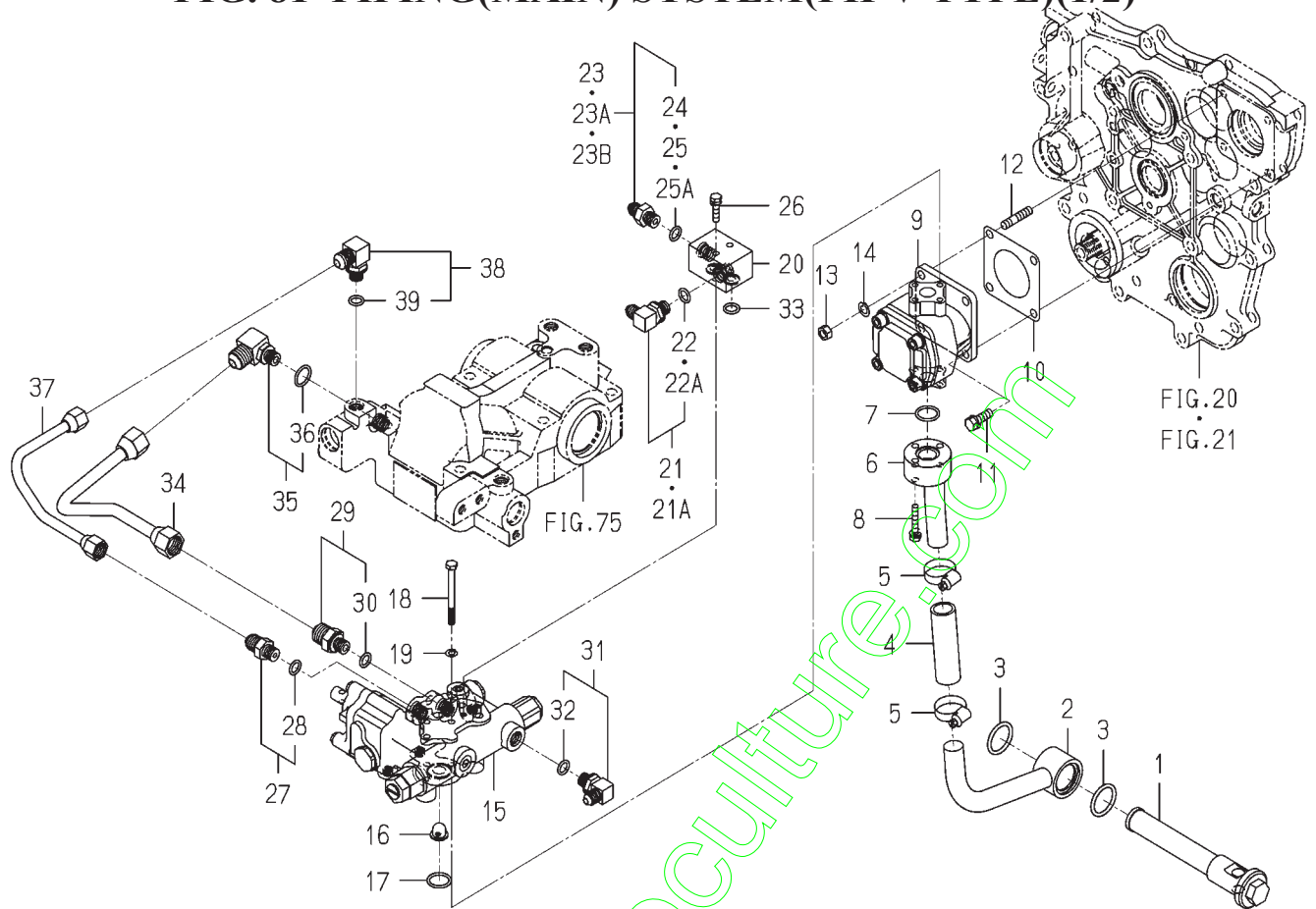
FIG. 80 PIPING(MAIN) SYSTEM(FH TYPE EXCEPT V)



1725-508-0100

KEY	PART CODE	DESCRIPTION	S P C	TYPE OF MODEL		I T C	C O L	G R P	REMARKS
				TXG23					
1	1725-508-200-00	FILTER/SUCTION COMP	*	1					
2	1725-508-210-00	PIPE/SUCTION/REAR	*	1					
3	V720-113-502-80	RING/O	*	2					
4	1725-508-001-00	HOSE/19X25X80	*	1					
5	J061-120-032-00	CLAMP/WORM/20-32	*	2					
6	1725-508-220-00	PIPE/SUCTION/FRONT	*	1					
7	V720-112-402-00	O-RING/P20	*	1					
8	V210-560-603-50	BOLT/S	*	3					
9	1725-508-320-00	PUMP/GEAR ASSY	*	1					
10	1404-503-006-00	PACKING,OIL PUMP	*	1					
11	V211-560-802-50	BOLT,SEMS/M8X25 7T	*	2					
12	V251-260-802-50	STUD/M 8X25	*	2					
13	V304-260-008-00	NUT	*	2					
14	V401-160-008-00	WASHER,SP/M 8	*	2					
15	K211-066-000-10	VALVE/CONTROL ASSY	*	1					FIG 156
16	1650-508-002-00	FILTER/LINE/12X18X15	*	1					
17	V720-112-402-00	O-RING/P20	*	1					
18	V200-360-606-50	BOLT	*	3					
19	V401-160-006-00	WASHER,SP/M 6	*	3					
20	1725-508-002-00	COVER	*	1					
21	V210-560-602-50	BOLT/S	*	2					
22	V780-140-000-20	PLUG/SCREW	*	1					
23	1650-509-280-00	ADAPTER/PF1/4 ASSY	*	1					
24	V720-112-401-10	RING/O	*	1					
25	1725-508-330-00	ADAPTER/G1/4 ASSY	*	1					
26	V720-112-401-10	RING/O	*	1					
27	1725-508-310-00	ADAPTER/L/G1/4 ASSY	*	1					
28	V720-112-401-10	RING/O	*	1					
29	V720-112-401-20	O-RING/P12	*	2					
30	1725-508-230-00	PIPE/RETURN COMP	*	1					

FIG. 81 PIPING(MAIN) SYSTEM(FH-V TYPE)(1/2)

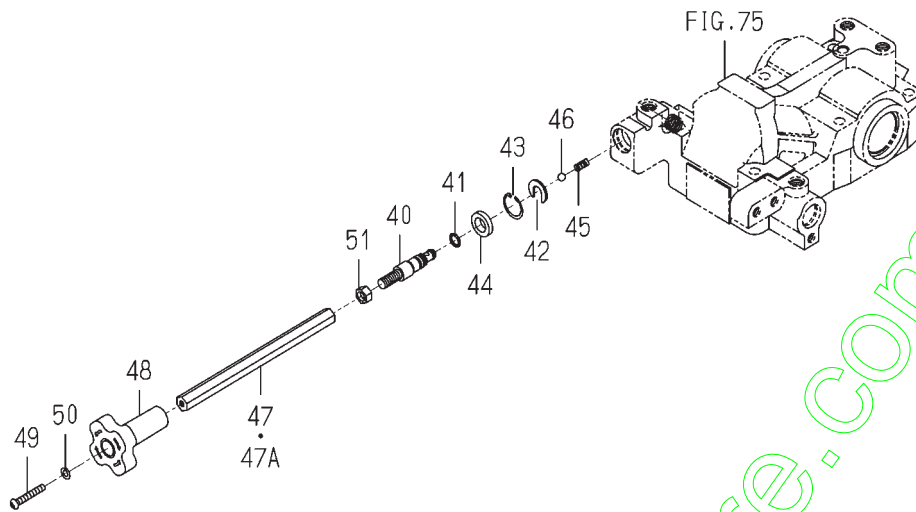


1739-508-0100

KEY	PART CODE	DESCRIPTION	S P C	TYPE OF MODEL		I T C	C O L	G R P	REMARKS
				TXG23					
1	1725-508-200-00	FILTER/SUCTION COMP	*	1					
2	1725-508-210-00	PIPE/SUCTION/REAR	*	1					
3	V720-113-502-80	RING/O	*	2					
4	1725-508-001-00	HOSE/19X25X80	*	1					
5	J061-120-032-00	CLAMP/WORM/20-32	*	2					
6	1725-508-220-00	PIPE/SUCTION/FRONT	*	1					
7	V720-112-402-00	O-RING/P20	*	1					
8	V210-560-603-50	BOLT/S	*	3					
9	1725-508-320-00	PUMP/GEAR ASSY	*	1					
10	1404-503-006-00	PACKING,OIL PUMP	*	1					
11	V211-560-802-50	BOLT,SEMS/M8X25 7T	*	2					
12	V251-260-802-50	STUD/M 8X25	*	2					
13	V304-260-008-00	NUT	*	2					
14	V401-160-008-00	WASHER,SP/M 8	*	2					
15	K211-066-000-10	VALVE/CONTROL ASSY	*	1					FIG 156
16	1650-508-002-00	FILTER/LINE/12X18X15	*	1					
17	V720-112-402-00	O-RING/P20	*	1					
18	V200-360-606-50	BOLT	*	3					
19	V401-160-006-00	WASHER,SP/M 6	*	3					
20	1739-508-001-10	COVER/ATTACHMENT	*	1		1			
21	1725-508-310-00	ADAPTER/L/G1/4 ASSY	*	1					
21A	1705-408-230-00	ADAPTER/L/G1/4 ASSY	*	1					
22	V720-112-401-10	RING/O	*	1					
22A	V720-112-401-10	RING/O	*	1					
23	1725-509-260-00	ADAPTER/G1/4 ASSY	*	1					
23A	P112-521-350-00	UNION/STRAIGHT/ ASSY	*	1					
23B	3829-387-410-00	ADPTER/G1/4.1/4	*	1					
24	V720-112-401-10	RING/O	*	1					
25	V720-112-401-10	RING/O	*	1					
25A	V720-112-401-10	RING/O	*	1					

FIG. 81 PIPING(MAIN) SYSTEM(FH-V TYPE)(2/2)

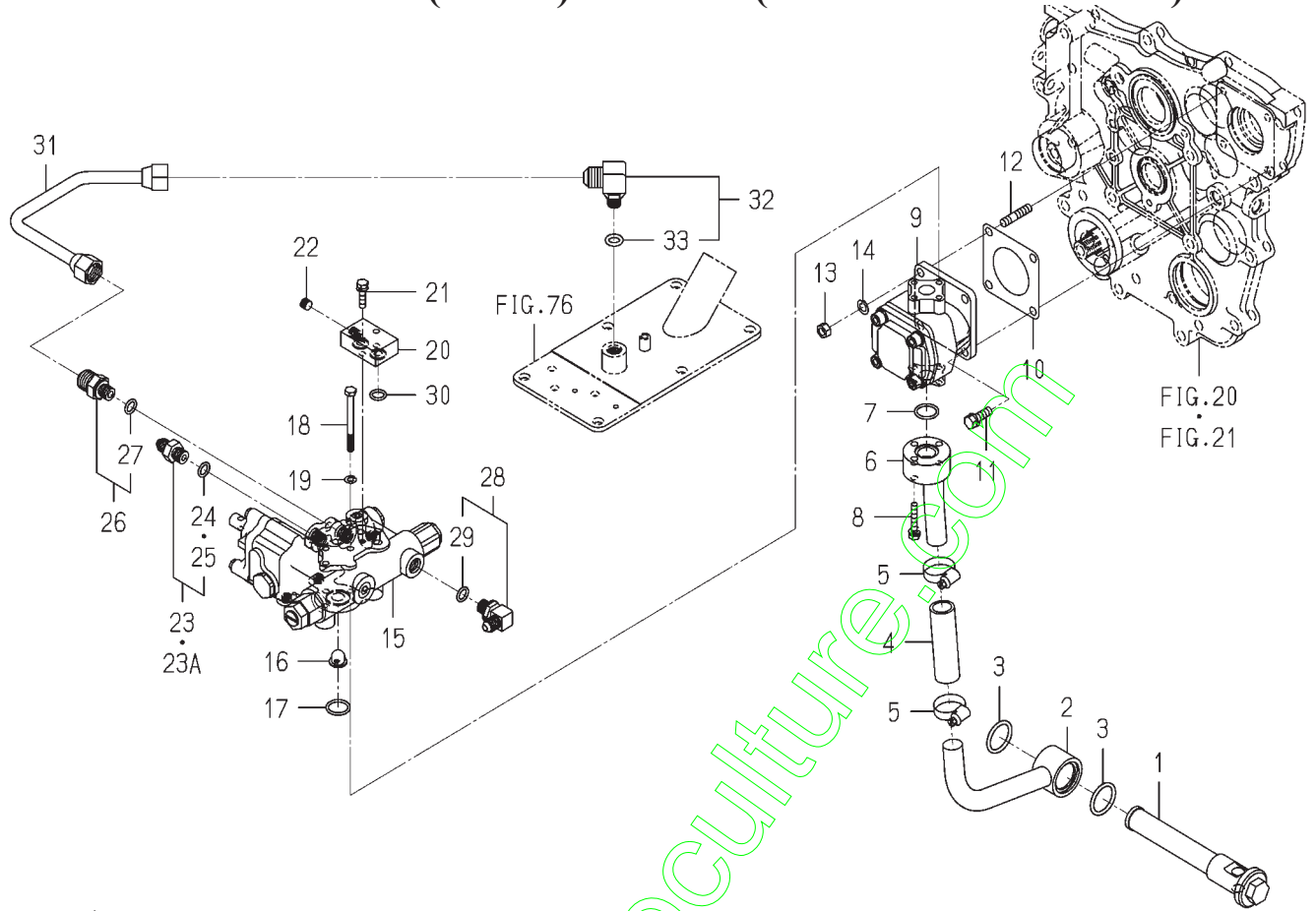
26~39-PLEASE SEE 1/2 PAGE



1739-508 -0100

KEY	PART CODE	DESCRIPTION	S P C	TYPE OF MODEL		I T C	C O L	G R P	REMARKS
				TXG23					
26	V 210-560-604-00	BOLT/S	*	2					
27	1650-509-280-00	ADAPTER/PF1/4 ASSY	*	1					
28	V 720-112-401-10	RING/O	*	1					
29	1725-508-330-00	ADAPTER/G1/4 ASSY	*	1					
30	V 720-112-401-10	RING/O	*	1					
31	1725-508-310-00	ADAPTER/L/G1/4 ASSY	*	1					
32	V 720-112-401-10	RING/O	*	1					
33	V 720-112-401-20	O-RING/P12	*	2					
34	1725-508-230-00	PIPE/RETURN COMP	*	1					
35	1690-509-340-10	ADAPTER/L/G1/4 ASSY	*	1					
36	V 720-112-401-80	O-RING/P18	*	1					
37	1725-508-240-00	PIPE/MAIN COMP	*	1					
38	1656-509-310-10	ADAPTER/L/PF1/4 ASSY	*	1					
39	V 720-112-401-10	RING/O	*	1					
40	1725-508-251-00	SHAFT/SLOWRETURN	*	1					
41	V 720-111-901-00	RING/O	*	1					
42	1725-508-252-10	PLATE/STOPPER	*	1					
43	V 705-140-025-00	RING,SNAP/25 C	*	1					
44	1725-508-253-00	SEAL/DUST	*	1					
45	1725-508-254-00	SPRING/HC015	*	1					
46	V 682-200-000-90	BALL	*	1					
47	1563-507-221-10	SHAFT,SLOW RETURN	*	1					
47A	1563-507-221-20	SHAFT/SLOWRETURN	*	1					
48	1560-507-007-00	KNOB	*	1					
49	V 111-166-004-00	SCREW/M6X40	*	1					
50	V 401-160-006-00	WASHER,SP/M 6	*	1					
51	V 304-260-010-00	NUT	*	1					

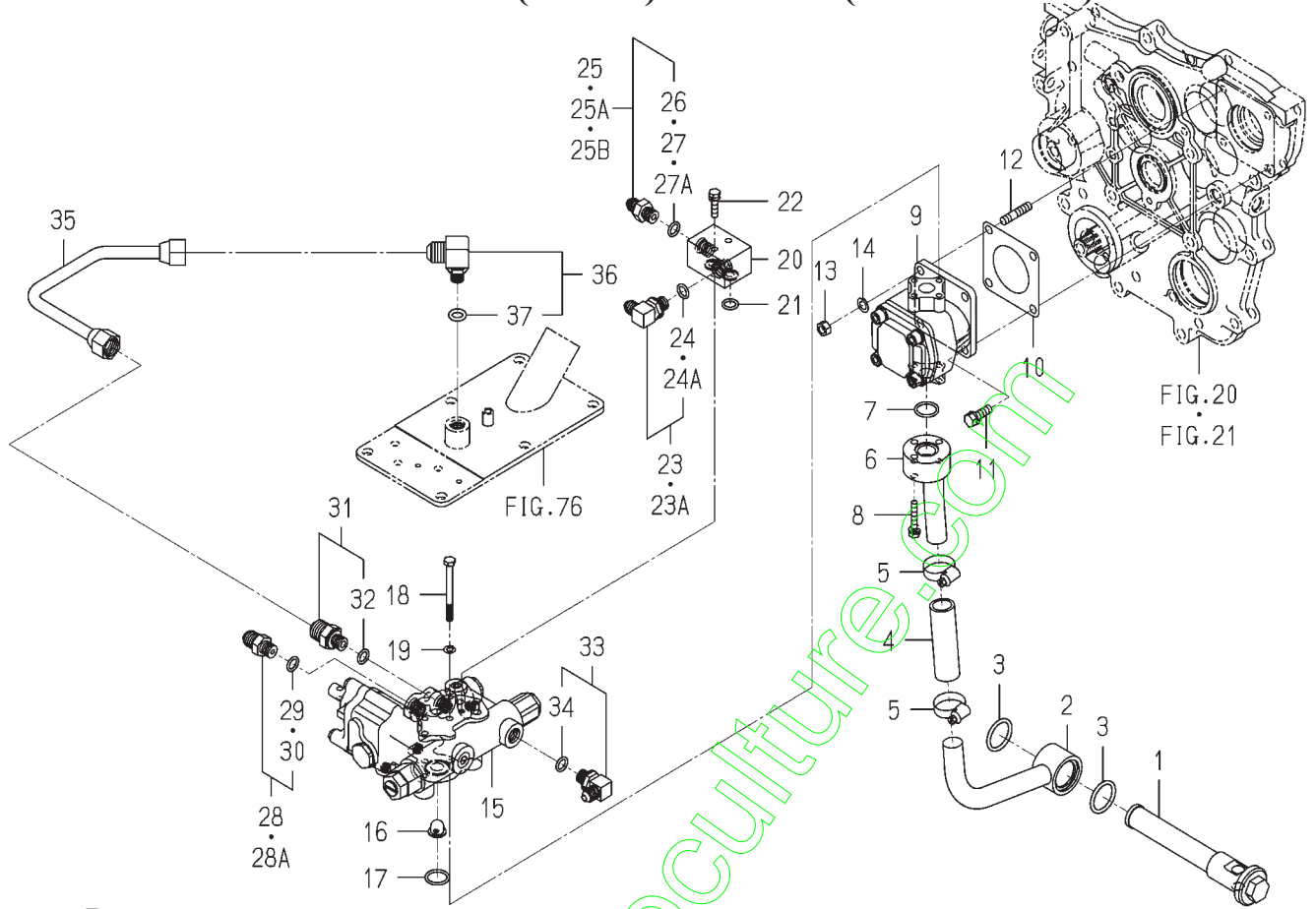
FIG. 82 PIPING(MAIN) SYSTEM(TH TYPE EXCEPT V)



1739-508A-0100

KEY	PART CODE	DESCRIPTION	S P C	TYPE OF MODEL		I T C	C O L	G R P	REMARKS
				TXG23					
1	1725-508-200-00	FILTER/SUCTION COMP	*		1				
2	1725-508-210-00	PIPE/SUCTION/REAR	*		1				
3	V720-113-502-80	RING/O	*		2				
4	1725-508-001-00	HOSE/19X25X80	*		1				
5	J061-120-032-00	CLAMP/WORM/20-32	*		2				
6	1725-508-220-00	PIPE/SUCTION/FRONT	*		1				
7	V720-112-402-00	O-RING/P20	*		1				
8	V210-560-603-50	BOLT/S	*		3				
9	1725-508-320-00	PUMP/GEAR ASSY	*		1				
10	1404-503-006-00	PACKING,OIL PUMP	*		1				
11	V211-560-802-50	BOLT,SEMS/M8X25 7T	*		2				
12	V251-260-802-50	STUD/M 8X25	*		2				
13	V304-260-008-00	NUT	*		2				
14	V401-160-008-00	WASHER,SP/M 8	*		2				
15	K211-066-000-10	VALVE/CONTROL ASSY	*		1				FIG 156
16	1650-508-002-00	FILTER/LINE/12X18X15	*		1				
17	V720-112-402-00	O-RING/P20	*		1				
18	V200-360-606-50	BOLT	*		3				
19	V401-160-006-00	WASHER,SP/M 6	*		3				
20	1725-508-002-00	COVER	*		1				
21	V210-560-603-00	BOLT/S	*		2				
22	V780-140-000-20	PLUG/SCREW	*		1				
23	P112-521-350-00	UNION/STRAIGHT/ ASSY	*		1				
23A	3829-387-410-00	ADPTER/G1/4.1/4	*		-2305 1 2306- 1 2306- 1 -2305				
24	V720-112-401-10	RING/O	*		1				
25	V720-112-401-10	RING/O	*		1				
26	1725-508-330-00	ADAPTER/G1/4 ASSY	*		1				
27	V720-112-401-10	RING/O	*		1				
28	1725-508-310-00	ADAPTER/L/G1/4 ASSY	*		1				
29	V720-112-401-10	RING/O	*		1				

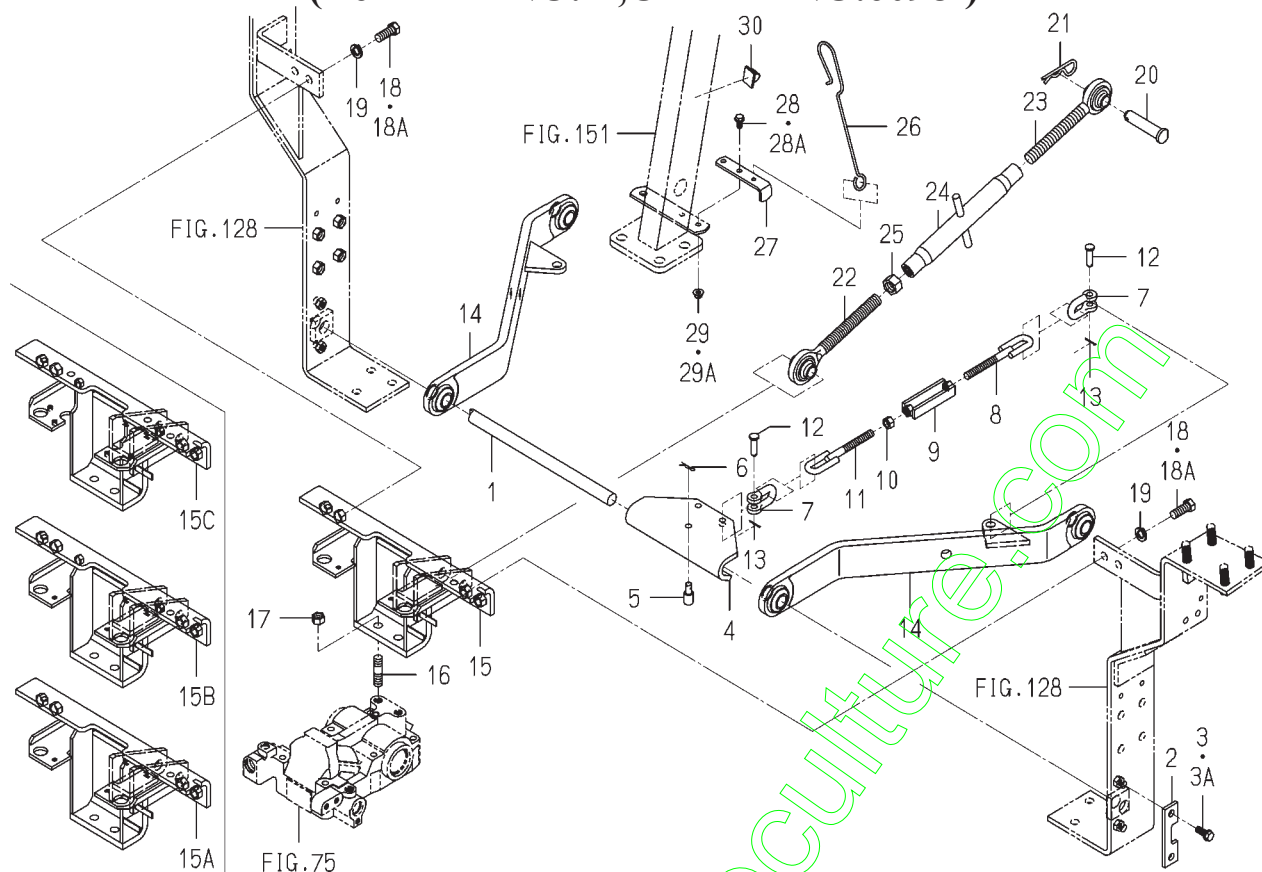
FIG. 83 PIPING(MAIN) SYSTEM(TH-V TYPE)



1739-508B-0100

KEY	PART CODE	DESCRIPTION	S P C	TYPE OF MODEL		I T C	C O L	G R P	REMARKS
				TXG23					
1	1725-508-200-00	FILTER/SUCTION COMP	*		1				
2	1725-508-210-00	PIPE/SUCTION/REAR	*		1				
3	V720-113-502-80	RING/O	*		2				
4	1725-508-001-00	HOSE/19X25X80	*		1				
5	J061-120-032-00	CLAMP/WORM/20-32	*		2				
6	1725-508-220-00	PIPE/SUCTION/FRONT	*		1				
7	V720-112-402-00	O-RING/P20	*		1				
8	V210-560-603-50	BOLT/S	*		3				
9	1725-508-320-00	PUMP/GEAR ASSY	*		1				
10	1404-503-006-00	PACKING,OIL PUMP	*		1				
11	V211-560-802-50	BOLT,SEMS/M8X25 7T	*		2				
12	V251-260-802-50	STUD/M 8X25	*		2				
13	V304-260-008-00	NUT	*		2				
14	V401-160-008-00	WASHER,SP/M 8	*		2				
15	K211-066-000-10	VALVE/CONTROL ASSY	*		1				FIG 156
16	1650-508-002-00	FILTER/LINE/12X18X15	*		1				
17	V720-112-402-00	O-RING/P20	*		1				
18	V200-360-606-50	BOLT	*		3				
19	V401-160-006-00	WASHER,SP/M 6	*		3				
20	1739-508-001-10	COVER/ATTACHMENT	*		1	1			
21	V720-112-401-20	O-RING/P12	*		2				
22	V210-560-604-00	BOLT/S	*		2				
23	1725-508-310-00	ADAPTER/L/G1/4 ASSY	*		1				
23A	1705-408-230-00	ADAPTER/L/G1/4 ASSY	*		-1562				
24	V720-112-401-10	RING/O	*		1563-1				
24A	V720-112-401-10	RING/O	*		-1562				
25	1725-509-260-00	ADAPTER/G1/4 ASSY	*		1563-1				
25A	P112-521-350-00	UNION/STRAIGHT/ ASSY	*		1				
25B	3829-387-410-00	ADPTER/G1/4.1/4	*		-2377				
26	V720-112-401-10	RING/O	*		1				
					2378-1				
					2378-1				

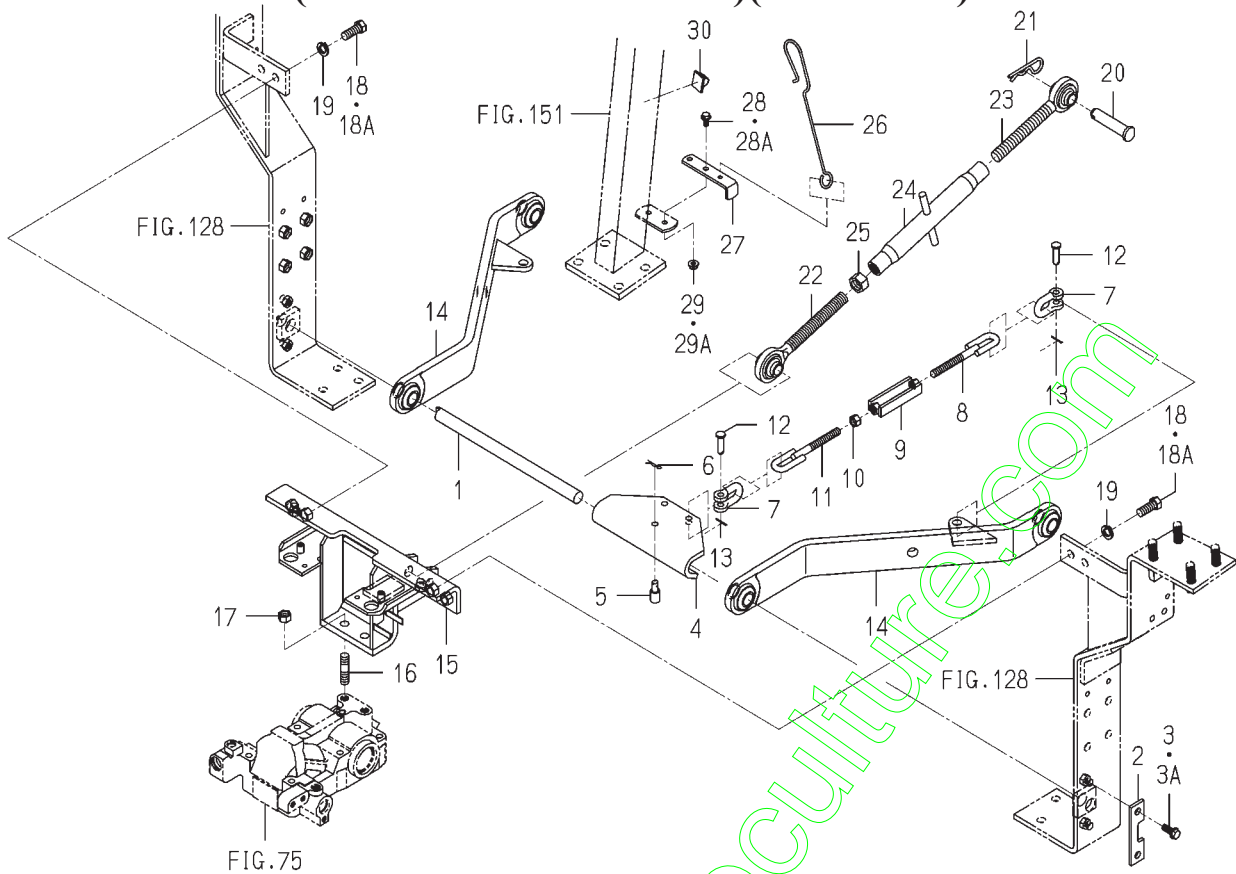
**FIG. 85 LINK(3P) SYSTEM(FH TYPE)
(E6 TYPE NO.1-,OTHER NO.6098-)**



1725-514-0100

KEY	PART CODE	DESCRIPTION	S P C	TYPE OF MODEL		I T C	C O L	G R P	REMARKS
				TXG23					
1	1725-514-001-00	ROD/22X353	*	1					
2	1725-514-002-00	PLATE/STOPPER	*	2					
3	V211-561-003-00	BOLT/M10X30	*	4					
3A	V231-361-002-50	FLANGEBOLT	*	4					
4	1725-514-003-00	PLATE/CHECKCHAIN	*	1					
5	1725-514-004-00	PIN/STOPPER	*	1					
6	V560-160-010-00	PIN/SNAP	*	1					
7	1427-511-002-00	SHACKLE	*	4					
8	1725-514-200-00	CHAIN/CHECK/LH COMP	*	2					
9	1614-514-280-00	BUCKLE/TURN COMP	*	2					
10	V304-260-012-00	NUT/M12	*	2					
11	1725-514-210-00	CHAIN/CHECK/RH COMP	*	2					
12	1427-511-001-00	PIN/10X32	*	4					
13	V500-162-502-00	PIN,SPLIT/2.5X20	*	4					
14	1725-514-220-00	LINK/LOWER COMP	*	2					
15	1725-514-230-20	BRACKET COMP	*	1					
15A	1725-514-230-30	BRACKET COMP	*	1		1			
15B	1725-514-720-00	BRACKET/TOPLINK COMP	*	1					
15C	1725-514-720-10	BRACKET/TOPLINK COMP	*	1		1			
16	V251-341-403-20	BOLT	*	2					
17	V304-460-014-00	NUT/M14	*	2					
18	V201-361-403-50	BOLT	*	6					
18A	V201-361-403-50	BOLT	*	4					
19	V401-160-014-00	WASHER,SP/M14	*	6					
20	7930-601-002-00	PIN/19X86	*	2					
21	1444-514-005-10	PIN,HAIR (19)	*	2					
22	1725-514-240-00	LINK/TOP/RH COMP	*	1					
23	1614-514-310-00	SCREW/LH COMP	*	1					
24	1614-514-320-00	BUCKLE/TURN COMP	*	1					
25	V304-260-020-00	NUT/M20	*	1					

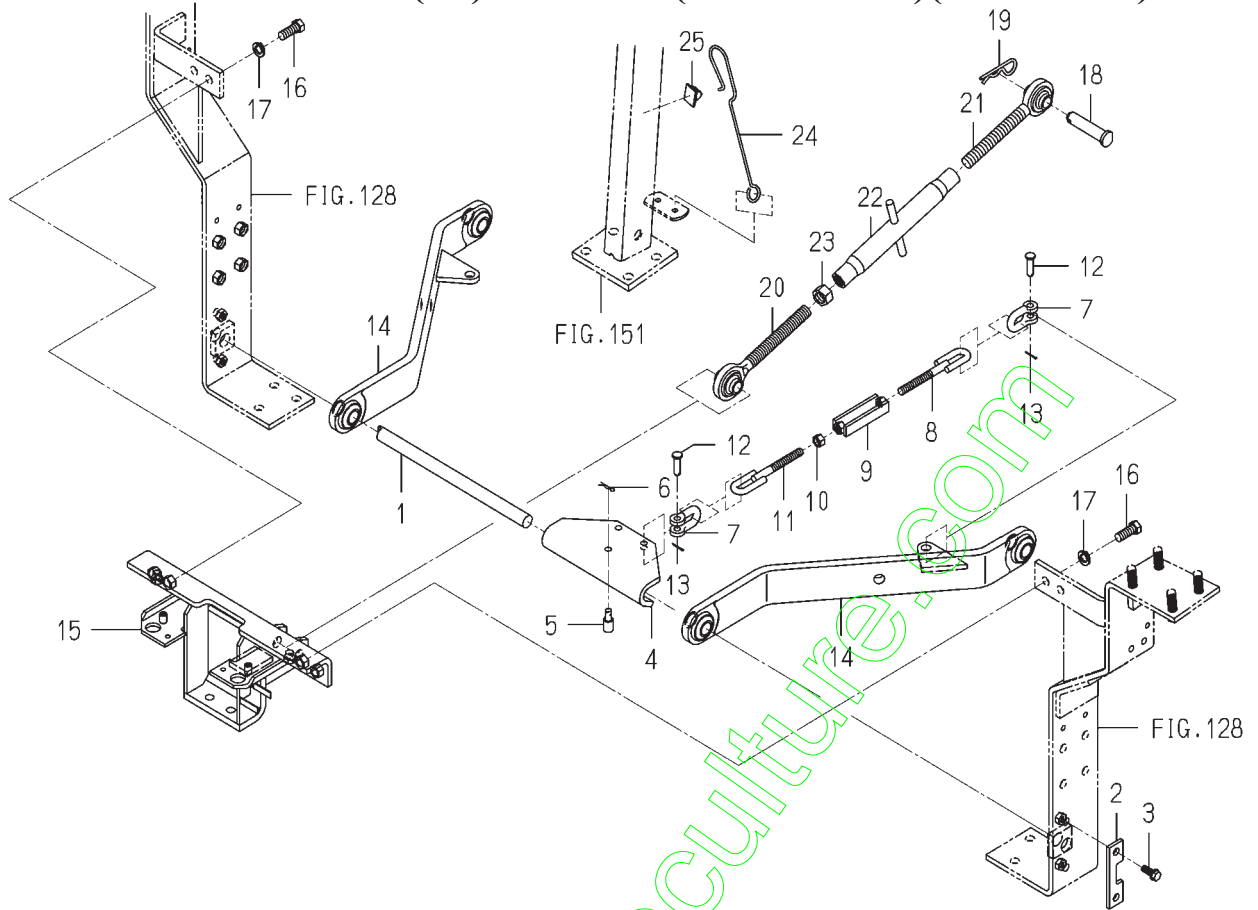
**FIG. 86 LINK(3P) SYSTEM
(FH TYPE EXCEPT E6)(NO.1-6097)**



1739-514 -0100

KEY	PART CODE	DESCRIPTION	S P C	TYPE OF MODEL		I T C	C O L	G R P	REMARKS
				TXG23					
1	1725-514-001-00	ROD/22X353	*	1					
2	1725-514-002-00	PLATE/STOPPER	*	2					
3	V211-561-003-00	BOLT/M10X30	*	4					
3A	V231-361-002-50	FLANGEBOLT	*	4					
4	1725-514-003-00	PLATE/CHECKCHAIN	*	1					
5	1725-514-004-00	PIN/STOPPER	*	1					
6	V560-160-010-00	PIN/SNAP	*	1					
7	1427-511-002-00	SHACKLE	*	4					
8	1725-514-200-00	CHAIN/CHECK/LH COMP	*	2					
9	1614-514-280-00	BUCKLE/TURN COMP	*	2					
10	V304-260-012-00	NUT/M12	*	2					
11	1725-514-210-00	CHAIN/CHECK/RH COMP	*	2					
12	1427-511-001-00	PIN/10X32	*	4					
13	V500-162-502-00	PIN,SPLIT/2.5X20	*	4					
14	1725-514-220-00	LINK/LOWER COMP	*	2					
15	1739-514-210-00	BRACKET COMP	*	1					
16	V251-341-403-20	BOLT	*	2					
17	V304-460-014-00	NUT/M14	*	2					
18	V201-361-403-50	BOLT	*	6					
18A	V201-361-403-50	BOLT	*	4					
19	V401-160-014-00	WASHER,SP/M14	*	6					
20	7930-601-002-00	PIN/19X86	*	2					
21	1444-514-005-10	PIN,HAIR (19)	*	2					
22	1725-514-240-00	LINK/TOP/RH COMP	*	1					
23	1614-514-310-00	SCREW/LH COMP	*	1					
24	1614-514-320-00	BUCKLE/TURN COMP	*	1					
25	V304-260-020-00	NUT/M20	*	1					
26	1725-514-006-00	HOOK/TOP-LINK	*	1					
27	1725-514-005-00	PLATE/L/25X117	*	1					
28	V211-260-802-00	BOLT/S	*	2					

FIG. 88 LINK(3P) SYSTEM(FH-V TYPE)(NO.1-1512)

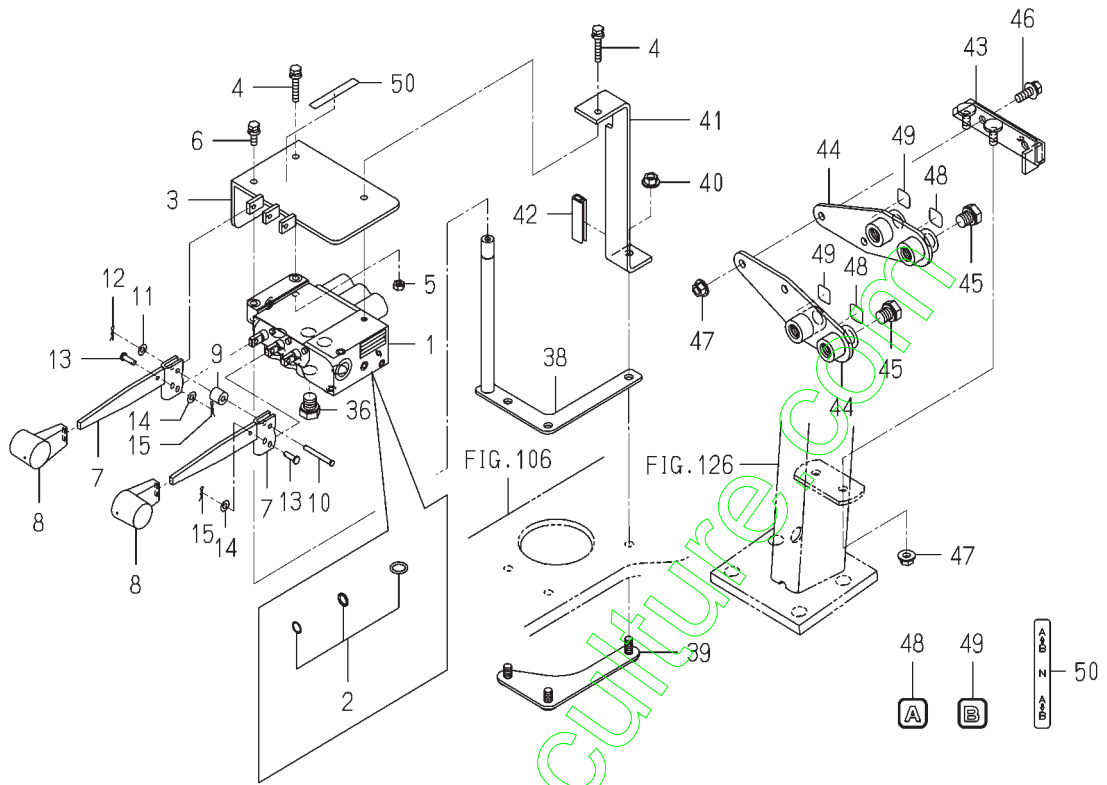


1739-514C-0100

KEY	PART CODE	DESCRIPTION	S P C	TYPE OF MODEL		I T C	C O L	G R P	REMARKS
				TXG23					
1	1725-514-001-00	ROD/22X353	*	1					
2	1725-514-002-00	PLATE/STOPPER	*	2					
3	V211-561-003-00	BOLT/M10X30	*	4					
4	1725-514-003-00	PLATE/CHECKCHAIN	*	1					
5	1725-514-004-00	PIN/STOPPER	*	1					
6	V560-160-010-00	PIN/SNAP	*	1					
7	1427-511-002-00	SHACKLE	*	4					
8	1725-514-200-00	CHAIN/CHECK/LH COMP	*	2					
9	1614-514-280-00	BUCKLE/TURN COMP	*	2					
10	V304-260-012-00	NUT/M12	*	2					
11	1725-514-210-00	CHAIN/CHECK/RH COMP	*	2					
12	1427-511-001-00	PIN/10X32	*	4					
13	V500-162-502-00	PIN,SPLIT/2.5X20	*	4					
14	1725-514-220-00	LINK/LOWER COMP	*	2					
15	1739-514-210-00	BRACKET COMP	*	1					
16	V201-361-403-50	BOLT	*	6					
17	V401-160-014-00	WASHER,SP/M14	*	6					
18	7930-601-002-00	PIN/19X86	*	2					
19	1444-514-005-10	PIN,HAIR (19)	*	2					
20	1725-514-240-00	LINK/TOP/RH COMP	*	1					
21	1614-514-310-00	SCREW/LH COMP	*	1					
22	1614-514-320-00	BUCKLE/TURN COMP	*	1					
23	V304-260-020-00	NUT/M20	*	1					
24	1725-514-006-00	HOOK/TOP-LINK	*	1					
25	1650-652-014-00	CLAMP	*	1					

FIG. 92 VALVE(REMOTE/2DR-1S) SYSTEM(1/2) (V TYPE)(NO.1-1518)

16~30-PLEASE SEE 2/2 PAGE

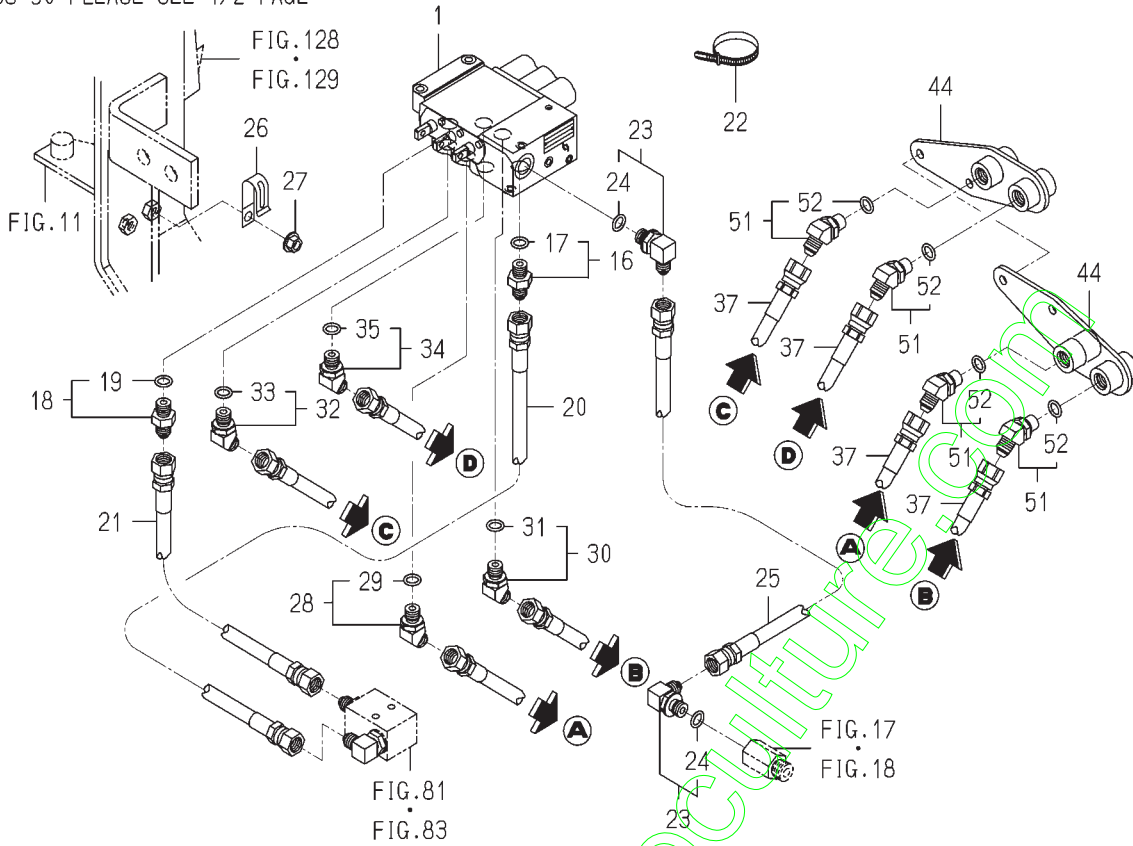


1739-530-0100

KEY	PART CODE	DESCRIPTION	S P C	TYPE OF MODEL		I T C	C O L	G R P	REMARKS
				TXG23					
1	1739-530-200-10	VALVE/CONTROL/2 ASSY	*	1 -1518	1 -1518				
2	1739-530-410-00	KIT/SEAL SET	*	1 -1518	1 -1518				
3	1739-530-220-00	COVER/VALVE COMP	*	1 -1518	1 -1518				
4	V210-360-603-50	BOLT/SP	*	2 -1518	2 -1518				
5	V301-260-006-00	NUT/M6	*	1 -1518	1 -1518				
6	V210-360-602-00	BOLT/SP	*	1 -1518	1 -1518				
7	1636-505-220-00	LEVER/125 COMP	*	2 -1518	2 -1518				
8	1444-307-007-00	GRIP	*	2 -1518	2 -1518				
9	1739-530-002-10	COLLAR/06X14X13	*	1 -1518	1 -1518				
10	1739-530-003-00	PIN/05X39	*	1 -1518	1 -1518				
11	V411-260-005-00	WASHER	*	1 -1518	1 -1518				
12	V560-160-005-00	PIN/SNAP	*	1 -1518	1 -1518				
13	1739-530-004-00	PIN/05X17	*	2 -1518	2 -1518				
14	V411-260-005-00	WASHER	*	2 -1518	2 -1518				
15	V560-160-005-00	PIN/SNAP	*	2 -1518	2 -1518				
16	1725-509-260-00	ADAPTER/G1/4 ASSY	*	1 -1518	1 -1518				
17	V720-112-401-10	RING/O	*	1 -1518	1 -1518				
18	1725-509-260-00	ADAPTER/G1/4 ASSY	*	1 -1518	1 -1518				
19	V720-112-401-10	RING/O	*	1 -1518	1 -1518				
20	1739-530-240-00	HOSE/VALVE/800 ASSY	*	1 -1518	1 -1518				
21	1739-530-240-00	HOSE/VALVE/800 ASSY	*	1 -1518	1 -1518				
22	1342-402-006-00	BAND/WIRE/250	*	1 -1518	1 -1518				
23	1725-508-310-00	ADAPTER/L/G1/4 ASSY	*	2 -1518	2 -1518				
24	V720-112-401-10	RING/O	*	2 -1518	2 -1518				
25	1739-530-240-00	HOSE/VALVE/800 ASSY	*	1 -1518	1 -1518				
26	1425-621-004-00	HOLDER/JE/9-9	*	1 -1518	1 -1518				
27	V362-260-008-00	NUT/WASHER	*	1 -1518	1 -1518				
28	1739-530-290-00	ADAPTER/45B/G1/ ASSY	*	1 -1518	1 -1518				
29	V720-112-401-10	RING/O	*	1 -1518	1 -1518				
30	1739-530-290-00	ADAPTER/45B/G1/ ASSY	*	1 -1518	1 -1518				

FIG. 92 VALVE(REMOTE/2DR-1S) SYSTEM(2/2) (V TYPE)(NO.1-1518)

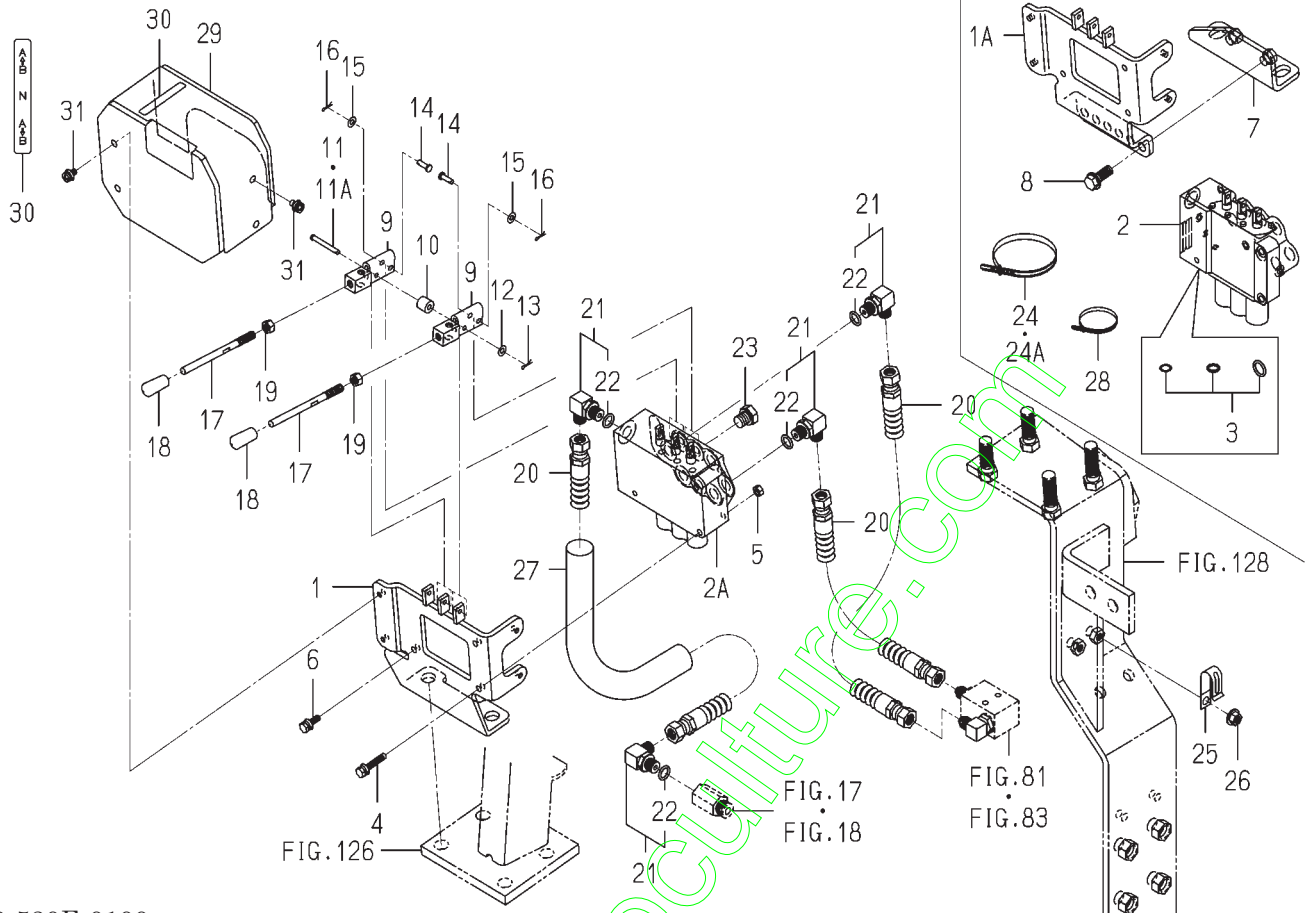
36.38~50-PLEASE SEE 1/2 PAGE



1739-530 -0100

KEY	PART CODE	DESCRIPTION	S P C	TYPE OF MODEL		I T C	C O L	G R P	REMARKS
				TXG23					
31	V720-112-401-10	RING/O	*	1 -1518	1 -1518				
32	1739-530-290-00	ADAPTER/45B/G1/ ASSY	*	1 -1518	1 -1518				
33	V720-112-401-10	RING/O	*	1 -1518	1 -1518				
34	1739-530-290-00	ADAPTER/45B/G1/ ASSY	*	1 -1518	1 -1518				
35	V720-112-401-10	RING/O	*	1 -1518	1 -1518				
36	P118-702-033-00	PLUG	*	1 -1518	1 -1518				
37	1739-530-270-00	HOSE ASSY	*	1 -1518	4 -1518				
38	1739-530-320-10	STAY/UNDER/A COMP	*	1 -1518	1 -1518				
39	1739-530-330-00	STAY/UNDER/B COMP	*	1 -1518	1 -1518				
40	V363-260-008-00	NUT/WASHER	*	3 -1518	3 -1518				
41	1739-530-009-10	BRACKET/VALVE	*	1 -1518	1 -1518				
42	3666-202-005-00	PROTECTOR	*	1 -1518	1 -1518				
43	1739-530-350-00	BRACKET/OUTLET COMP	*	1 -1518	1 -1518				
44	1739-530-310-00	STAY/PIPE COMP	*	2 -1518	2 -1518				
45	P118-702-033-00	PLUG	*	4 -1518	4 -1518				
46	V211-360-802-50	BOLT/SP	*	2 -1518	2 -1518				
47	V363-260-008-00	NUT/WASHER	*	4 -1518	4 -1518				
48	1518-903-006-00	MARK/PORT/A	*	2 -1518	2 -1518				
49	1518-903-007-00	MARK/PORT/B	*	2 -1518	2 -1518				
50	1739-530-008-00	LABEL/CONTROL/SUBCON	*	1 -1518	1 -1518				
51	1739-530-290-00	ADAPTER/45B/G1/ ASSY	*	4 -1518	4 -1518				
52	V720-112-401-10	RING/O	*	4 -1518	4 -1518				

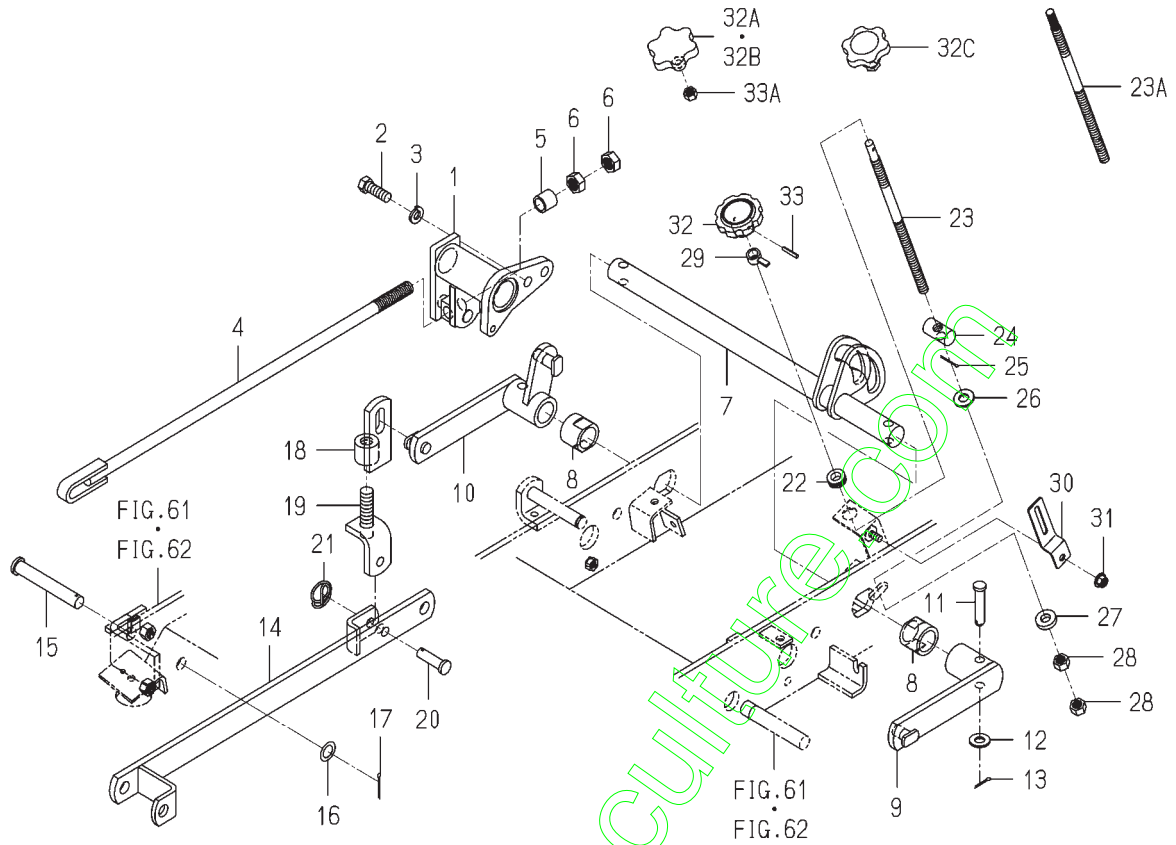
FIG. 93 VALVE(2DR-1S) SYSTEM(V TYPE)(NO.1519-)



1739-530E-0100

KEY	PART CODE	DESCRIPTION	S P C	TYPE OF MODEL		I T C	C O L	G R P	REMARKS
				TXG23					
1	1739-530-510-00	BRACKET/VALVE COMP	*	1 -6097	1 -6097				
1A	1739-530-540-00	BRACKET/VALVE COMP	*	1 6098-	1 6098-				
2	1739-530-200-10	VALVE/CONTROL/2 ASSY	*	1 -1831	1 -1831				
2A	1728-508-270-00	VALVE/1S-2D ASSY	*	1 1832-	1 1832-				
3	1739-530-410-00	KIT/SEAL SET	*	1 -1831	1 -1831				
4	V210-360-603-50	BOLT/SP	*	2 1519-	2 1519-				
5	V301-260-006-00	NUT/M6	*	2 1519-	2 1519-				
6	V210-360-602-00	BOLT/SP	*	1 1519-	1 1519-				
7	1739-530-550-00	BRACKET COMP	*	1 6098-	1 6098-				
8	V231-361-002-50	FLANGE BOLT	*	2 6098-	2 6098-				
9	1739-530-520-00	ARM/LEVER COMP	*	2 1519-	2 1519-				
10	1739-530-002-10	COLLAR/06X14X13	*	1 1519-	1 1519-				
11	1739-530-003-00	PIN/05X39	*	1 -2250	1 -2250				
11A	1739-530-003-10	PIN/05X39	*	1 2251-	1 2251-	1			
12	V411-260-005-00	WASHER	*	1 1519-	1 1519-				
13	V560-160-005-00	PIN/SNAP	*	1 1519-	1 1519-				
14	1739-530-004-00	PIN/05X17	*	2 1519-	2 1519-				
15	V411-260-005-00	WASHER	*	2 1519-	2 1519-				
16	V560-160-005-00	PIN/SNAP	*	2 1519-	2 1519-				
17	1739-530-051-00	LEVER/M08X110	*	2 1519-	2 1519-				
18	1444-507-003-00	GRIP, LEVER	*	2 1519-	2 1519-				
19	V304-260-008-00	NUT	*	2 1519-	2 1519-				
20	3650-380-220-10	HOSE/HYDRAULIC/900	*	3 1519-	3 1519-				
21	1705-408-230-00	ADAPTER/L/G1/4 ASSY	*	4 1519-	4 1519-				
22	V720-112-401-10	RING/O	*	4 1519-	4 1519-				
23	P118-702-033-00	PLUG	*	5 1519-	5 1519-				
24	1342-402-006-00	BAND/WIRE/250	*	1 -1543	1 -1543				
24A	1342-402-006-00	BAND/WIRE/250	*	3 1544-	3 1544-				
25	1425-621-004-00	HOLDER/JE/9-9	*	1 1519-	1 1519-				
26	V362-260-008-00	NUT/WASHER	*	1 1519-	1 1519-				

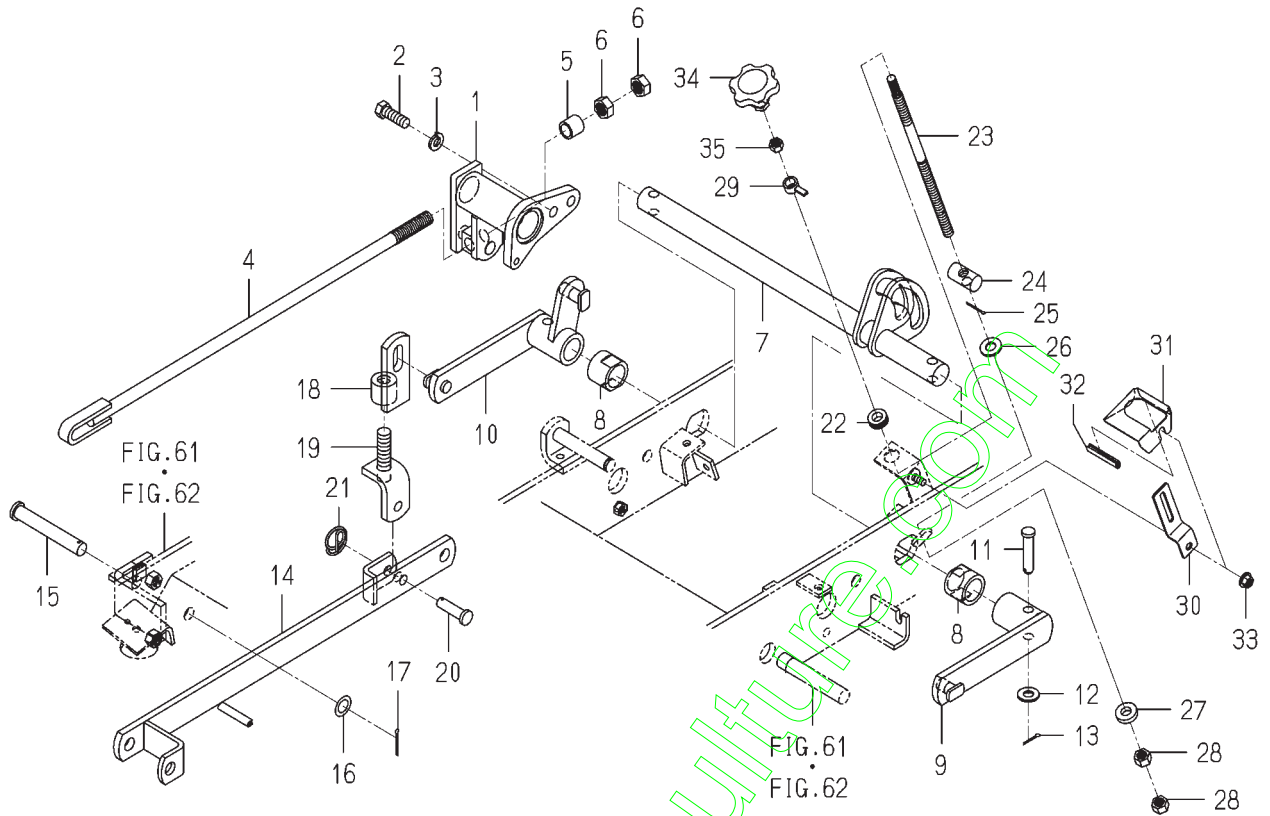
**FIG. 94 LINK(MOWER) SYSTEM
(FH TYPE)(NO.1-6058,EXCEPT E6 TYPE)**



1725-553-0100

KEY	PART CODE	DESCRIPTION	S P C	TYPE OF MODEL		I T C	C O L	G R P	REMARKS
				TXG23					
1	1725-553-210-20	LINK/MOWER/3P COMP	*	1					
2	V203-361-203-50	BOLT	*	2					
3	V401-160-012-00	WASHER,SP/M12	*	2					
4	1725-553-220-00	ROD/LINK COMP	*	1					
5	1725-553-001-00	COLLAR/16X22X20	*	1					
6	V334-460-016-00	NUT	*	2					
7	1725-553-230-00	SHAFT/LIFT COMP	*	1					
8	1725-553-002-00	HUB/28X38X30	*	2					
9	1725-553-240-10	LINK/LIFT/LH COMP	*	1					
10	1725-553-250-30	LINK/LIFT/RH COMP	*	1					
11	7963-611-003-00	PIN/12X48	*	2					
12	V411-260-012-00	WASHER /M12	*	2					
13	V500-163-002-00	PIN,SPLIT/3 X20	*	2					
14	1725-553-260-00	ARM/MID COMP	*	2					
15	1725-553-004-00	PIN/16X107	*	2					
16	3621-211-003-00	WASHER	*	2					
17	V500-163-003-00	PIN,SPLIT/3X30	*	2					
18	1725-553-270-00	LINK/UPPER COMP	*	2					
19	1725-553-280-00	LINK/LOWER COMP	*	2					
20	8657-608-053-10	PIN/12X42	*	2					
21	1427-317-003-00	CLIP,PIN	*	2					
22	2139-505-002-00	GROMMET	*	1					
23	1725-553-005-10	SHAFT/ADJUST	*	1 -2282					
23A	1725-553-005-20	SHAFT/ADJUST	*	2283- 1		3			
24	8657-611-001-00	NUT/ADJUST	*	1					
25	V500-162-502-50	PIN,SPLIT/2.5X25	*	1					
26	V411-260-012-00	WASHER /M12	*	1					
27	8657-611-003-00	WASHER/13X26X06	*	1					
28	V304-260-012-00	NUT/M12	*	2					
29	1705-555-220-00	NUT/GAUGE COMP	*	1					

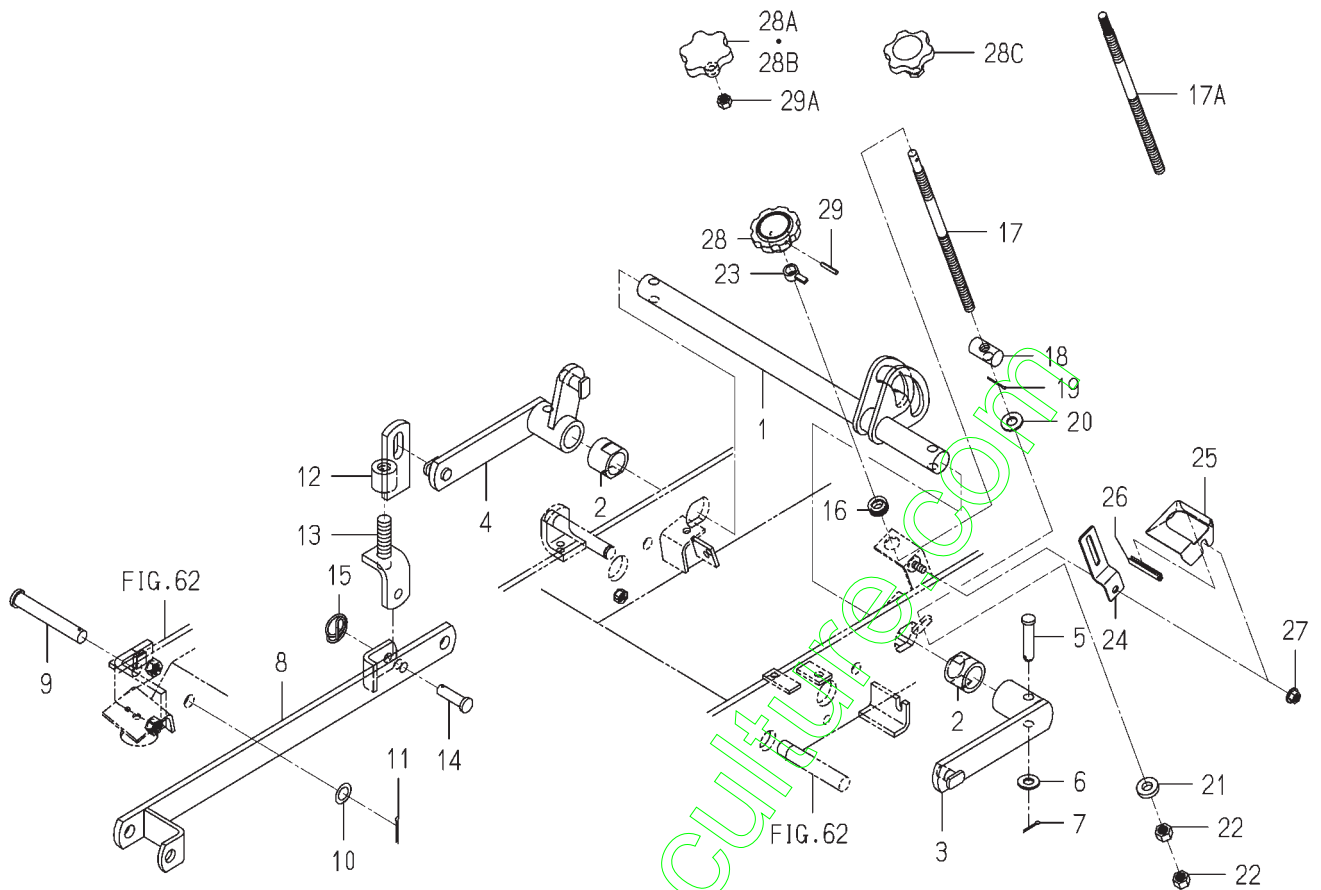
FIG. 95 LINK(MOWER) SYSTEM(FH TYPE)(NO.6059-)



1739-553 -0100

KEY	PART CODE	DESCRIPTION	S P C	TYPE OF MODEL		I T C	C O L	G R P	REMARKS
				TXG23					
1	1725-553-210-20	LINK/MOWER/3P COMP	*	1	6059-				
2	V203-361-203-50	BOLT	*	2	6059-				
3	V401-160-012-00	WASHER,SP/M12	*	2	6059-				
4	1725-553-220-00	ROD/LINK COMP	*	1	6059-				
5	1725-553-001-00	COLLAR/16X22X20	*	1	6059-				
6	V334-460-016-00	NUT	*	2	6059-				
7	1725-553-230-00	SHAFT/LIFT COMP	*	1	6059-				
8	1725-553-002-00	HUB/28X38X30	*	2	6059-				
9	1725-553-240-10	LINK/LIFT/LH COMP	*	1	6059-				
10	1725-553-250-30	LINK/LIFT/RH COMP	*	1	6059-				
11	7963-611-003-00	PIN/12X48	*	2	6059-				
12	V411-260-012-00	WASHER /M12	*	2	6059-				
13	V500-163-002-00	PIN,SPLIT/3 X20	*	2	6059-				
14	1725-553-260-00	ARM/MID COMP	*	2	6059-				
15	1725-553-004-00	PIN/16X107	*	1	6059-				
16	3621-211-003-00	WASHER	*	2	6059-				
17	V500-163-003-00	PIN,SPLIT/3X30	*	2	6059-				
18	1725-553-270-00	LINK/UPPER COMP	*	2	6059-				
19	1725-553-280-00	LINK/LOWER COMP	*	2	6059-				
20	8657-608-053-10	PIN/12X42	*	2	6059-				
21	1427-317-003-00	CLIP,PIN	*	2	6059-				
22	2139-505-002-00	GROMMET	*	1	6059-				
23	1725-553-005-20	SHAFT/ADJUST	*	1	6059-				
24	8657-611-001-00	NUT/ADJUST	*	1	6059-				
25	V500-162-502-50	PIN,SPLIT/2.5X25	*	1	6059-				
26	V411-260-012-00	WASHER /M12	*	1	6059-				
27	8657-611-003-00	WASHER/13X26X06	*	1	6059-				
28	V304-260-012-00	NUT/M12	*	2	6059-				
29	1705-555-220-00	NUT/GAUGE COMP	*	1	6059-				
30	1725-553-006-00	PLATE/GAUGE	*	1	6059-				

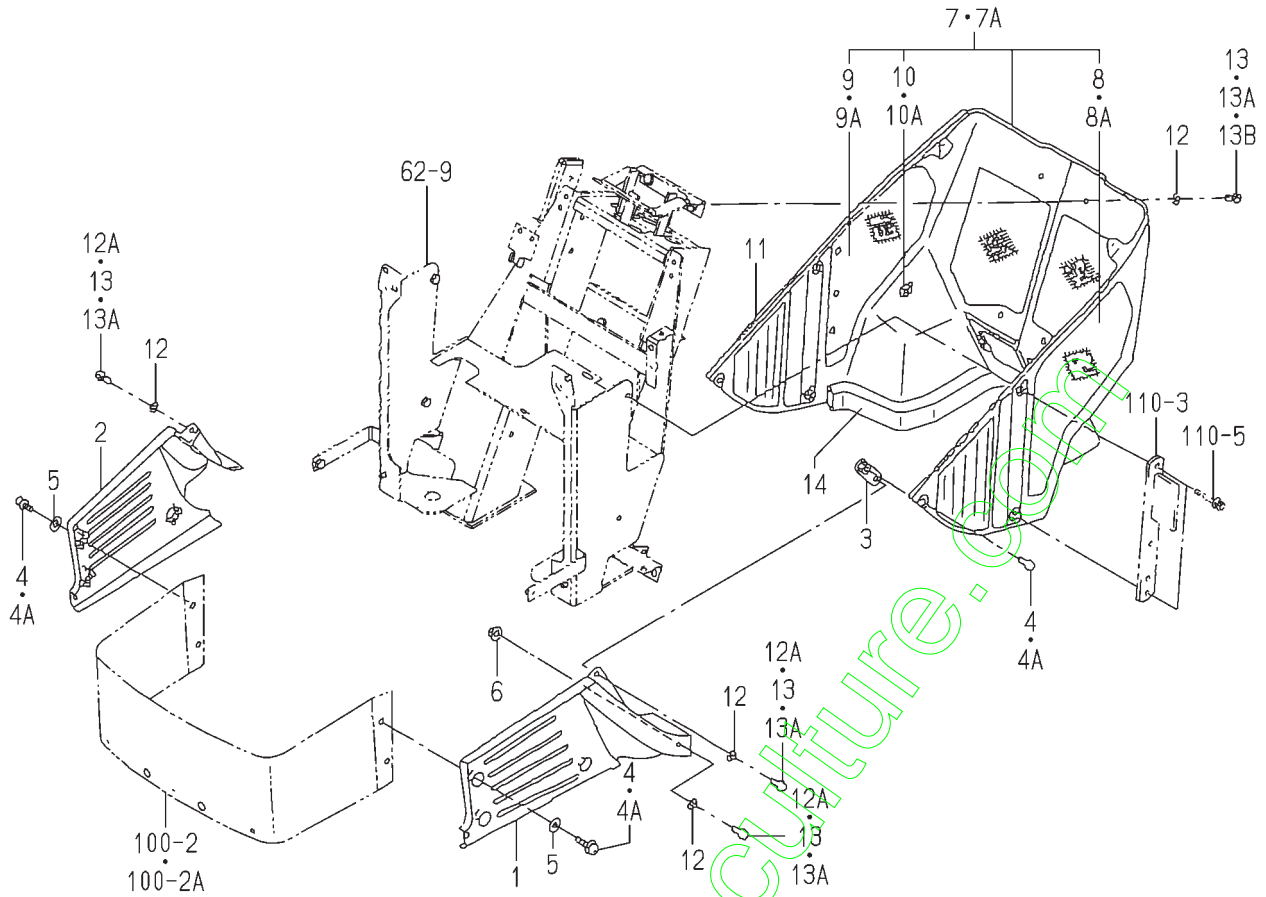
FIG. 96 LINK(MOWER) SYSTEM(TH TYPE)



1739-553A-0100

KEY	PART CODE	DESCRIPTION	S P C	TYPE OF MODEL		I T C	C O L	G R P	REMARKS
				TXG23					
1	1725-553-230-00	SHAFT/LIFT COMP	*		1				
2	1725-553-002-00	HUB/28X38X30	*		2				
3	1725-553-240-10	LINK/LIFT/LH COMP	*		1				
4	1725-553-250-30	LINK/LIFT/RH COMP	*		1				
5	7963-611-003-00	PIN/12X48	*		2				
6	V411-260-012-00	WASHER /M12	*		2				
7	V500-163-002-00	PIN,SPLIT/3 X20	*		2				
8	1725-553-260-00	ARM/MID COMP	*		2				
9	1725-553-004-00	PIN/16X107	*		2				
10	3621-211-003-00	WASHER	*		2				
11	V500-163-003-00	PIN,SPLIT/3X30	*		2				
12	1725-553-270-00	LINK/UPPER COMP	*		2				
13	1725-553-280-00	LINK/LOWER COMP	*		2				
14	8657-608-053-10	PIN/12X42	*		2				
15	1427-317-003-00	CLIP,PIN	*		2				
16	2139-505-002-00	GROMMET	*		1				
17	1725-553-005-10	SHAFT/ADJUST	*		1				
17A	1725-553-005-20	SHAFT/ADJUST	*		-2282 1 2283-	3			
18	8657-611-001-00	NUT/ADJUST	*		1				
19	V500-162-502-50	PIN,SPLIT/2.5X25	*		1				
20	V411-260-012-00	WASHER /M12	*		1				
21	8657-611-003-00	WASHER/13X26X06	*		1				
22	V304-260-012-00	NUT/M12	*		2				
23	1705-555-220-00	NUT/GAUGE COMP	*		1				
24	1725-553-006-00	PLATE/GAUGE	*		1				
25	1739-553-001-00	COVER	*		1				
26	3661-212-001-00	LINING/50	*		6113- 1				
27	V362-260-008-00	NUT/WASHER	*		6113- 1				
28	8657-611-004-00	KNOB/10X33	*		1 -2305				
28A	1120-311-003-00	KNOB/HANDLE	*		1 -2624				

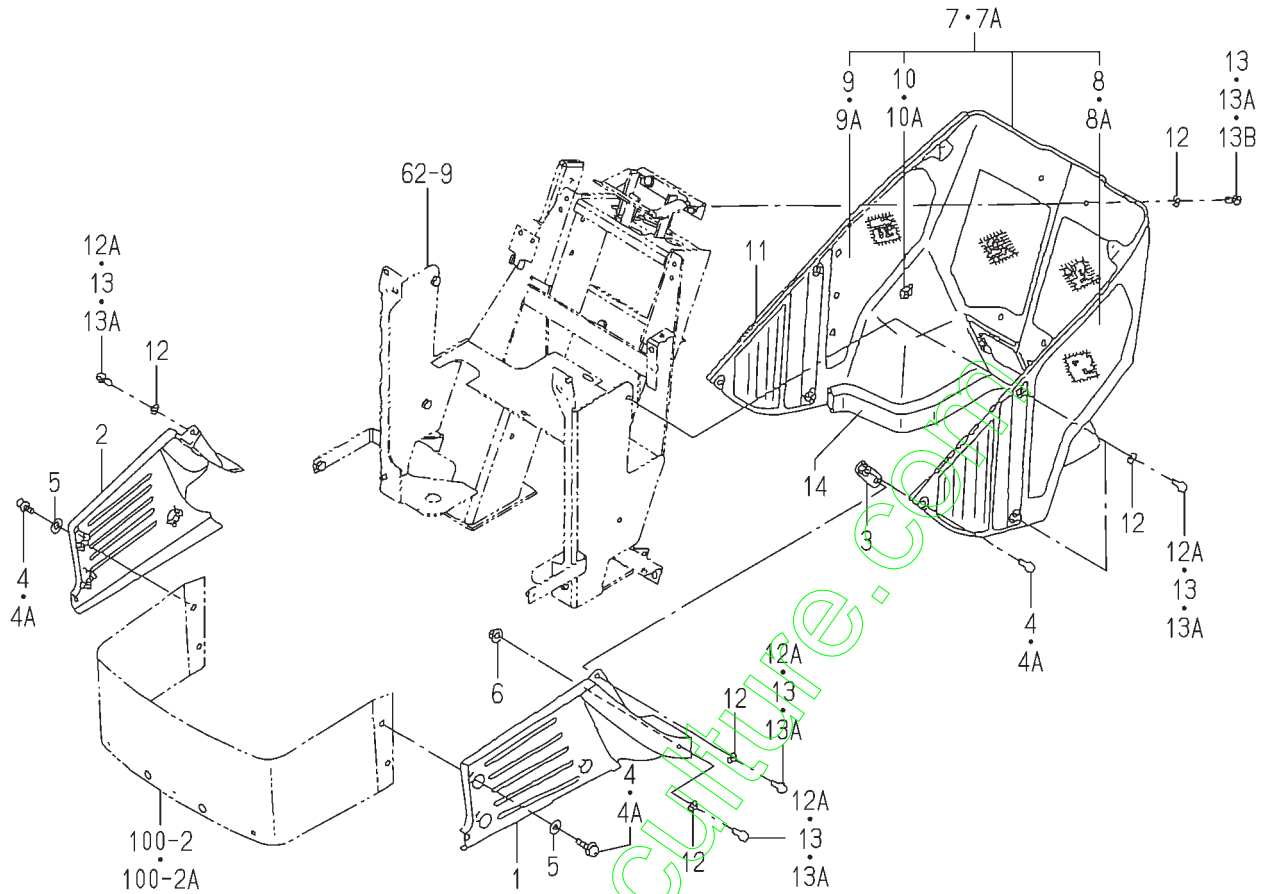
FIG.102 COVER SYSTEM(EXCEPT E6 TYPE)



1739-604 -0100

KEY	PART CODE	DESCRIPTION	S P C	TYPE OF MODEL		I T C	C O L	G R P	REMARKS
				TXG23					
1	1739-604-001-00	COVER/FRONT/LH	*	1	1				
2	1739-604-002-00	COVER/FRONT/RH	*	1	1				
3	1705-601-280-00	PLATE/IR/18X50 COMP	*	2	2				
4	V120-376-001-60	SCREW/SP	*	10 -2666	10 -2666				
4A	1725-604-051-00	SCREW/SP/M06X16	*	10 2667-	10 2667-				
5	1593-601-073-00	WASHER/06X16X01	*	10 -2666	10 -2666				
6	V361-260-006-00	NUT	*	2	2				
7	1725-604-200-00	COVER/LOWER ASSY	*	1 -4784	1 -4784				
7A	1703-604-330-00	COVER/LOWER ASSY	*	1 4785-	1 4785-				
8	1725-604-201-00	NET/SIDE/LH	*	1 -4784	1 -4784				
8A	1703-604-331-00	NET/COVER/LOWER/LH	*	1 4785-	1 4785-				
9	1725-604-202-00	NET/SIDE/RH	*	1 -4784	1 -4784				
9A	1724-604-302-00	NET/COVER/LOWER/RH	*	1 4785-	1 4785-				
10	V350-160-004-00	NUT,SPEED/P4	*	33 -4784	33 -4784				
10A	V350-160-004-00	NUT,SPEED/P4	*	33 4785-	33 4785-				
11	1705-601-019-00	SEAL/10X10X500	*	2	2				
12	1593-601-073-00	WASHER/06X16X01	*	8 -2666	8 -2666				
12A	1725-604-051-00	SCREW/SP/M06X16	*	4 2731-	4 2731-				
13	V120-376-002-00	SCREW/SP	*	8 -2666	8 -2666				
13A	1725-604-052-00	SCREW/SP/M06X20	*	8 -2730	8 -2730				
13B	1725-604-052-00	SCREW/SP/M06X20	*	4 2731-	4 2731-				
14	1725-604-003-00	SEAL/30X20X350	*	2	2				

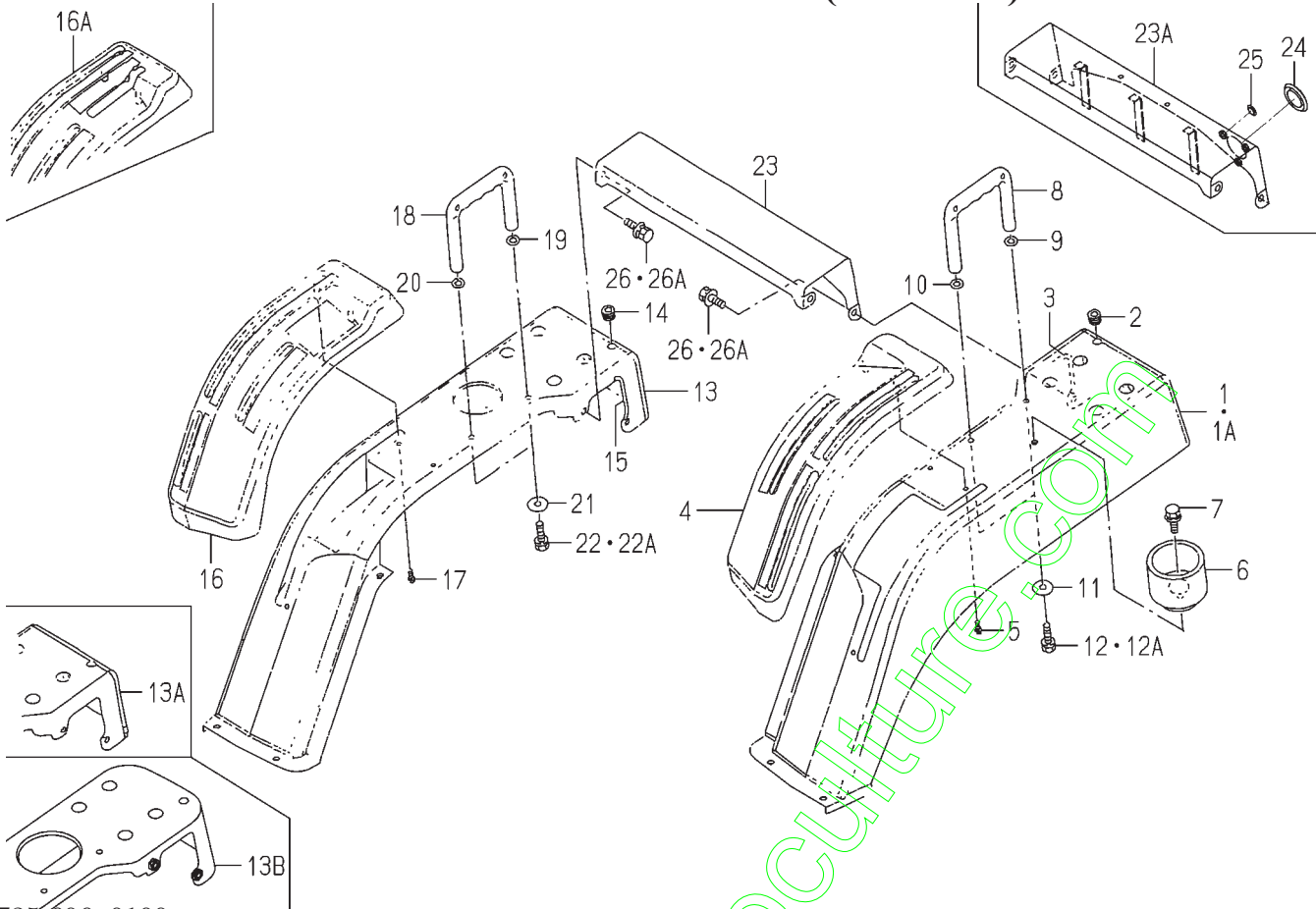
FIG.103 COVER SYSTEM(E6 TYPE)



1739-604A-0100

KEY	PART CODE	DESCRIPTION	S P C	TYPE OF MODEL		I T C	C O L	G R P	REMARKS
				TXG23					
1	1739-604-001-00	COVER/FRONT/LH	*	1					
2	1739-604-002-00	COVER/FRONT/RH	*	1					
3	1705-601-280-00	PLATE/IR/18X50, COMP	*	2					
4	V120-376-001-60	SCREW/SP	*	10					
4A	1725-604-051-00	SCREW/SP/M06X16	*	10					
5	1593-601-073-00	WASHER/06X16X01	*	10					
6	V361-260-006-00	NUT	*	2					
7	1725-604-200-00	COVER/LOWER ASSY	*	1					
7A	1703-604-330-00	COVER/LOWER ASSY	*	1					
8	1725-604-201-00	NET/SIDE/LH	*	1					
8A	1703-604-331-00	NET/COVER/LOWER/LH	*	1					
9	1725-604-202-00	NET/SIDE/RH	*	1					
9A	1724-604-302-00	NET/COVER/LOWER/RH	*	1					
10	V350-160-004-00	NUT,SPEED/P4	*	33					
10A	V350-160-004-00	NUT,SPEED/P4	*	33					
11	1705-601-019-00	SEAL/10X10X500	*	2					
12	1593-601-073-00	WASHER/06X16X01	*	10					
12A	1725-604-051-00	SCREW/SP/M06X16	*	6					
13	V120-376-002-00	SCREW/SP	*	10					
13A	1725-604-052-00	SCREW/SP/M06X20	*	10					
13B	1725-604-052-00	SCREW/SP/M06X20	*	4					
14	1725-604-003-00	SEAL/30X20X350	*	2					

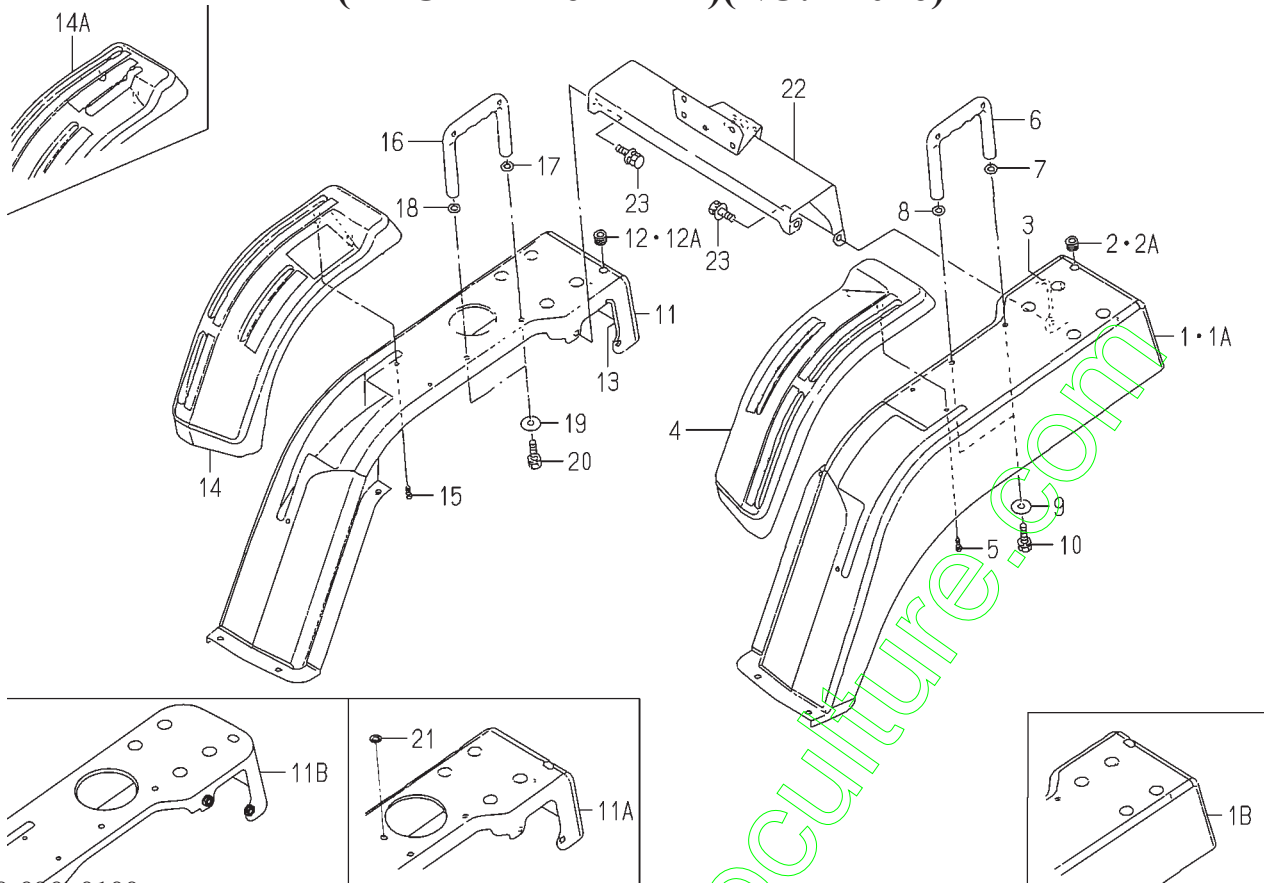
FIG.104 FENDER SYSTEM(E6 TYPE)



1725-606-0100

KEY	PART CODE	DESCRIPTION	S P C	TYPE OF MODEL		I T C	C O L	G R P	REMARKS
				TXG23					
1	1725-606-200-00	FENDER/LH COMP	*	1	-1397		4L		
1A	1725-606-200-10	FENDER/LH COMP	*	1	1398-	1	4L		
2	1427-621-012-00	GROMMET	*	1					
3	1519-604-005-00	RUBBER,HOOK	*	1					
4	1725-606-003-00	GUIDE/LEVER/LH	*	1					
5	2161-506-005-00	SCREW/TAPPING/6X16	*	3					
6	1723-607-001-10	TRAY/BOTTLE	*	1					
7	V211-360-802-00	BOLT/SP	*	1					
8	1421-606-002-00	CATCHER,HAND	*	1					
9	V411-260-008-00	WASHER,PL/M 8	*	1					
10	3756-361-002-00	WASHER	*	1					
11	1376-606-005-00	WASHER/9X32X2	*	2					
12	V211-260-802-00	BOLT/S	*	2	-5227				
12A	V231-360-801-60	FLANGE BOLT	*	2	5228-				
13	1725-606-210-00	FENDER/RH COMP	*	1	-1397		4L		
13A	1725-606-210-10	FENDER/RH COMP	*	1	-1651	1	4L		
13B	1725-606-210-20	FENDER/RH COMP	*	1	1652-	1	4L		
14	1427-621-012-00	GROMMET	*	1					
15	1519-604-005-00	RUBBER,HOOK	*	1					
16	1725-606-004-00	GUIDE/LEVER/RH	*	1	-1562				
16A	1725-606-011-00	GUIDE/LEVER/RH	*	1	1563-				
17	2161-506-005-00	SCREW/TAPPING/6X16	*	3					
18	1421-606-002-00	CATCHER,HAND	*	1					
19	V411-260-008-00	WASHER,PL/M 8	*	1					
20	3756-361-002-00	WASHER	*	1					
21	1376-606-005-00	WASHER/9X32X2	*	2					
22	V211-260-802-00	BOLT/S	*	2	-5227				
22A	V231-360-801-60	FLANGE BOLT	*	2	5228-				
23	1725-606-220-00	COVER/REAR COMP	*	1	-6274		4L		
23A	1739-606-220-30	COVER/REAR COMP	*	1	6275-		4L		

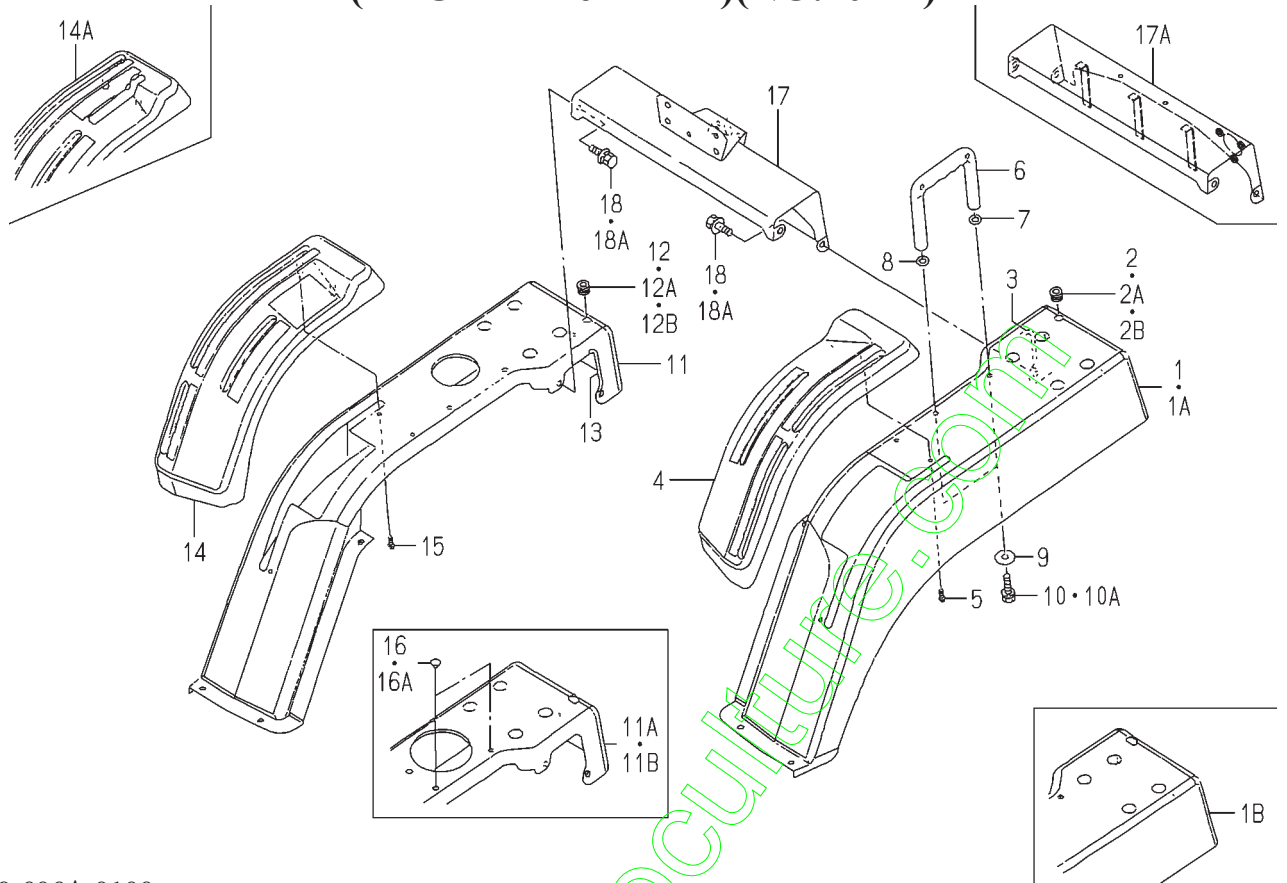
FIG.105 FENDER SYSTEM (EXCEPT E6 TYPE)(NO.1-4076)



1739-606-0100

KEY	PART CODE	DESCRIPTION	S P C	TYPE OF MODEL		I T C	C O L	G R P	REMARKS
				TXG23					
1	1739-606-200-00	FENDER/LH COMP	*	1 -340	1 -340		4L		
1A	1739-606-200-10	FENDER/LH COMP	*	1 -1170	1 -1170	1	4L		
1B	1739-606-200-20	FENDER/LH COMP	*	1 -4076	1 -4076	1	4L		
2	1427-621-012-00	GROMMET	*	1 -340	1 -340				
2A	1404-621-030-00	GROMMET,SMALL	*	1 -4076	1 -4076				
3	1519-604-005-00	RUBBER,HOOK	*	1 -4076	1 -4076				
4	1725-606-003-00	GUIDE/LEVER/LH	*	1 -4076	1 -4076				
5	2161-506-005-00	SCREW/TAPPING/6X16	*	3 -4076	3 -4076				
6	1421-606-002-00	CATCHER,HAND	*	1 -4076	1 -4076				
7	V411-260-008-00	WASHER,PL/M 8	*	1 -4076	1 -4076				
8	3756-361-002-00	WASHER	*	1 -4076	1 -4076				
9	1376-606-005-00	WASHER/9X32X2	*	2 -4076	2 -4076				
10	V211-260-802-00	BOLT/S	*	2 -4076	2 -4076				
11	1739-606-210-00	FENDER/RH COMP	*	1 -340	1 -340		4L		
11A	1739-606-210-10	FENDER/RH COMP	*	1 -1612	1 -1612	1	4L		
11B	1739-606-210-20	FENDER/RH COMP	*	1 -4076	1 -4076	3	4L		
12	1427-621-012-00	GROMMET	*	1 -340	1 -340				
12A	1404-621-030-00	GROMMET,SMALL	*	1 -4076	1 -4076				
13	1519-604-005-00	RUBBER,HOOK	*	1 -4076	1 -4076				
14	1725-606-004-00	GUIDE/LEVER/RH	*	1 -1533	1 -1533				
14A	1725-606-011-00	GUIDE/LEVER/RH	*	1 -4076	1 -4076				
15	2161-506-005-00	SCREW/TAPPING/6X16	*	3 -4076	3 -4076				
16	1421-606-002-00	CATCHER,HAND	*	1 -4076	1 -4076				
17	V411-260-008-00	WASHER,PL/M 8	*	1 -4076	1 -4076				
18	3756-361-002-00	WASHER	*	1 -4076	1 -4076				
19	1376-606-005-00	WASHER/9X32X2	*	2 -4076	2 -4076				
20	V211-260-802-00	BOLT/S	*	2 -4076	2 -4076				
21	1444-621-016-00	CAP,RUBBER (9)	*	1 -1612	1 -1612				
22	1739-606-220-10	COVER/REAR COMP	*	1 -4076	1 -4076		4L		
23	V211-360-801-60	BOLT,SEMS (SP)	*	4 -4076	4 -4076				

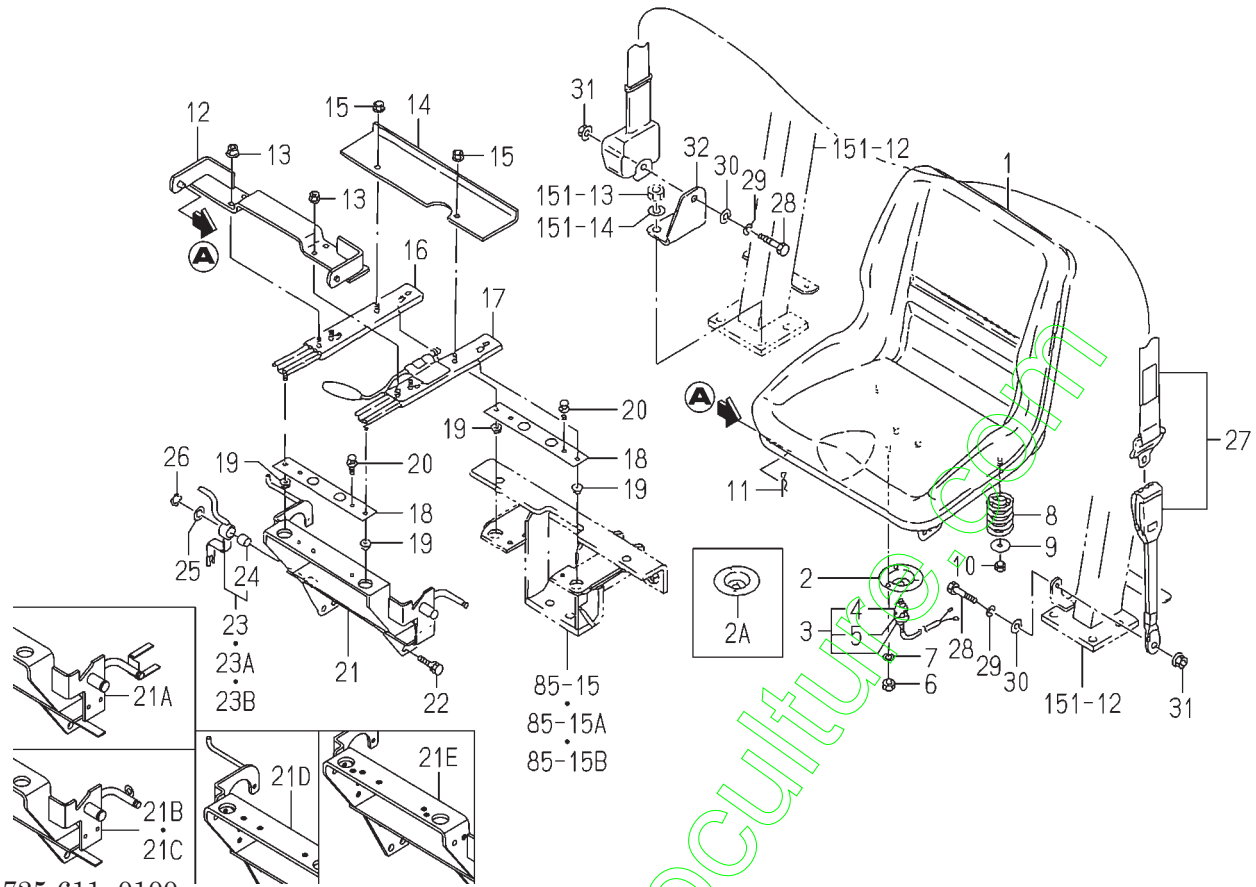
**FIG.106 FENDER SYSTEM
(EXCEPT E6 TYPE)(NO.4077-)**



1739-606A-0100

KEY	PART CODE	DESCRIPTION	S P C	TYPE OF MODEL		I T C	C O L	G R P	REMARKS
				TXG23					
1	1739-606-200-00	FENDER/LH COMP	*	1 -340	1 -340		4L		
1A	1739-606-200-10	FENDER/LH COMP	*	1 -1170	1 -1170	1	4L		
1B	1739-606-200-20	FENDER/LH COMP	*	1 1171-	1 1171-	1	4L		
2	1427-621-012-00	GROMMET	*	1 -340	1 -340				
2A	1404-621-030-00	GROMMET,SMALL	*	1 -5047	1 -5047				
2B	1564-621-030-00	GROMMET/12X17X04	*	1 5048-	1 5048-				
3	1519-604-005-00	RUBBER,HOOK	*	1	1				
4	1725-606-003-00	GUIDE/LEVER/LH	*	1	1				
5	2161-506-005-00	SCREW/TAPPING/6X16	*	3	3				
6	1421-606-002-00	CATCHER,HAND	*	1	1				
7	V411-260-008-00	WASHER,PL/M 8	*	1	1				
8	3756-361-002-00	WASHER	*	1	1				
9	1376-606-005-00	WASHER/9X32X2	*	2	2				
10	V211-260-802-00	BOLT/S	*	2 -5221	2 -5221				
10A	V231-360-801-60	FLANGE BOLT	*	2 5222-	2 5222-				
11	1739-606-210-00	FENDER/RH COMP	*	1 -340	1 -340		4L		
11A	1739-606-210-10	FENDER/RH COMP	*	1 -1612	1 -1612	1	4L		
11B	1739-606-210-20	FENDER/RH COMP	*	1 1613-	1 1613-	3	4L		
12	1427-621-012-00	GROMMET	*	1 -340	1 -340				
12A	1404-621-030-00	GROMMET,SMALL	*	1 -5047	1 -5047				
12B	1564-621-030-00	GROMMET/12X17X04	*	1 5048-	1 5048-				
13	1519-604-005-00	RUBBER,HOOK	*	1	1				
14	1725-606-004-00	GUIDE/LEVER/RH	*	1 -1524	1 -1524				
14A	1725-606-011-00	GUIDE/LEVER/RH	*	1 1525-	1 1525-				
15	2161-506-005-00	SCREW/TAPPING/6X16	*	3	3				
16	1444-621-016-00	CAP,RUBBER (9)	*	2 -6058	2 -6058				
16A	1444-621-016-00	CAP,RUBBER (9)	*	1 6059-	1 6059-				
17	1739-606-220-10	COVER/REAR COMP	*	1 -6070	1 -6070		4L		
17A	1739-606-220-20	COVER/REAR COMP	*	1 6071-	1 6071-	3	4L		
18	V211-360-801-60	BOLT,SEMS (SP)	*	4 -5221	4 -5221				

FIG.107 SEAT SYSTEM(E6 TYPE)

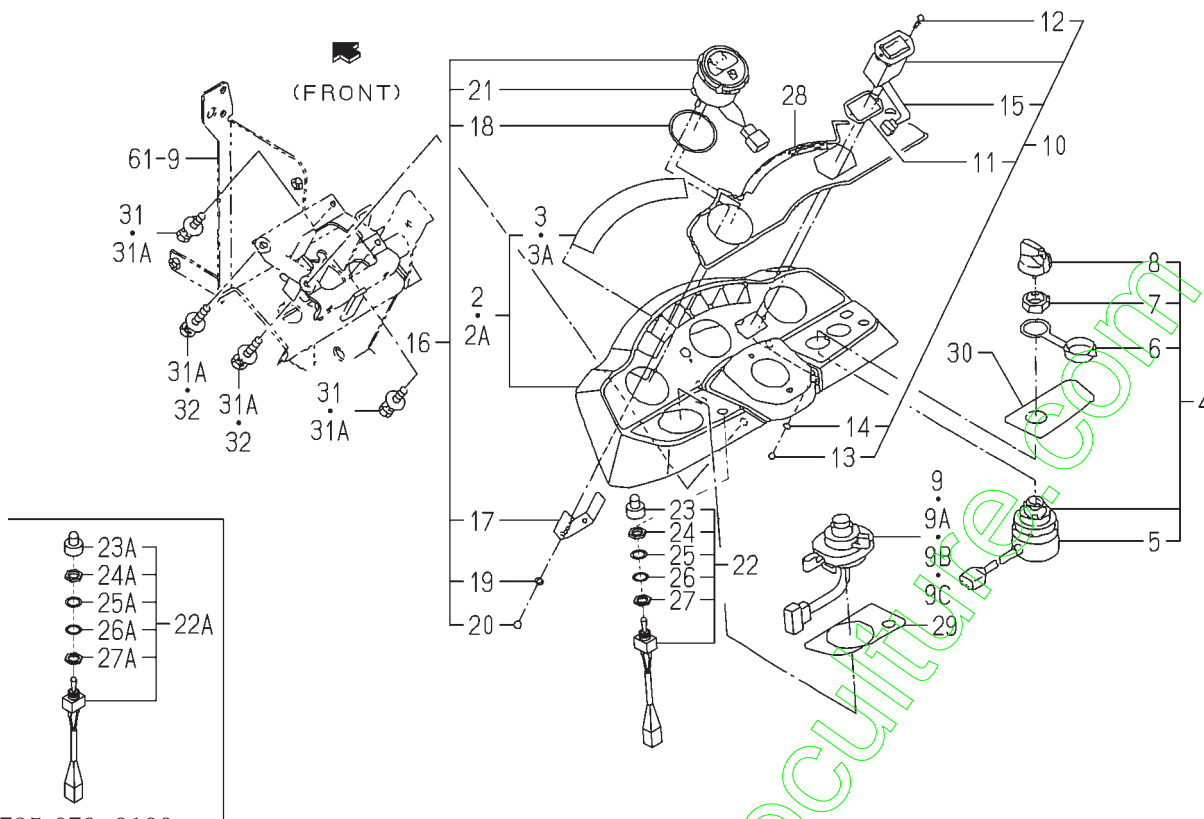


1725-611-0100

KEY	PART CODE	DESCRIPTION	S P C	TYPE OF MODEL		I T C	C O L	G R P	REMARKS
				TXG23					
1	1631-611-210-20	SEAT ASSY	*	1					
2	1593-611-011-30	HOLDER/SWITCH	*	1 -986					
2A	1593-611-011-40	HOLDER/SWITCH	*	1 987-		1			
3	1593-623-280-00	SEATSWITCH ASSY	*	1					
4	1593-623-272-00	BOOT	*	1					
5	1593-623-273-00	NUT	*	1					
6	V301-260-006-00	NUT/M6	*	3					
7	V401-160-006-00	WASHER,SP/M 6	*	3					
8	1593-611-014-00	SPRING/D=6	*	2					
9	1376-606-005-00	WASHER/9X32X2	*	2					
10	2144-117-002-00	NUT/M8	*	2					
11	1305-241-001-00	PIN,HAIR	*	1					
12	1725-611-200-00	BRACKET/SEAT/F COMP	*	1					
13	V363-260-008-00	NUT/WASHER	*	4					
14	1725-611-001-00	BRACKET/SEAT/R	*	1					
15	V363-260-008-00	NUT/WASHER	*	2					
16	1488-611-210-00	ADJUSTER,SEAT L ASSY	*	1					
17	1488-611-220-10	ADJUSTER,SEAT/RH	*	1					
18	1725-611-002-00	PLATE/I/38X220	*	2					
19	V363-260-008-00	NUT/WASHER	*	4					
20	V211-360-801-60	BOLT,SEMS (SP)	*	4					
21	1725-611-210-00	STAY/SEAT/F COMP	*	1 -1746					
21A	1725-611-210-10	STAY/SEAT/F COMP	*	1 -2502			3		
21B	1725-611-210-20	STAY/SEAT/F COMP	*	1 -2923			1		
21C	1725-611-210-30	STAY/SEAT/FRONT COMP	*	1 -5582			1		
21D	1725-611-210-40	STAY/SEAT/FRONT COMP	*	1 -6097			1		
21E	1725-611-210-50	STAY/SEAT/FRONT COMP	*	1 6098-			1		
22	V211-261-002-00	BOLT,SEMS	*	4					
23	1725-611-220-10	ARM/COUNTER ASSY	*	1 -1746					
23A	1725-611-220-20	ARM/COUNTER ASSY	*	1 -2194			3		

FIG.117 PANEL SYSTEM(E6 TYPE)

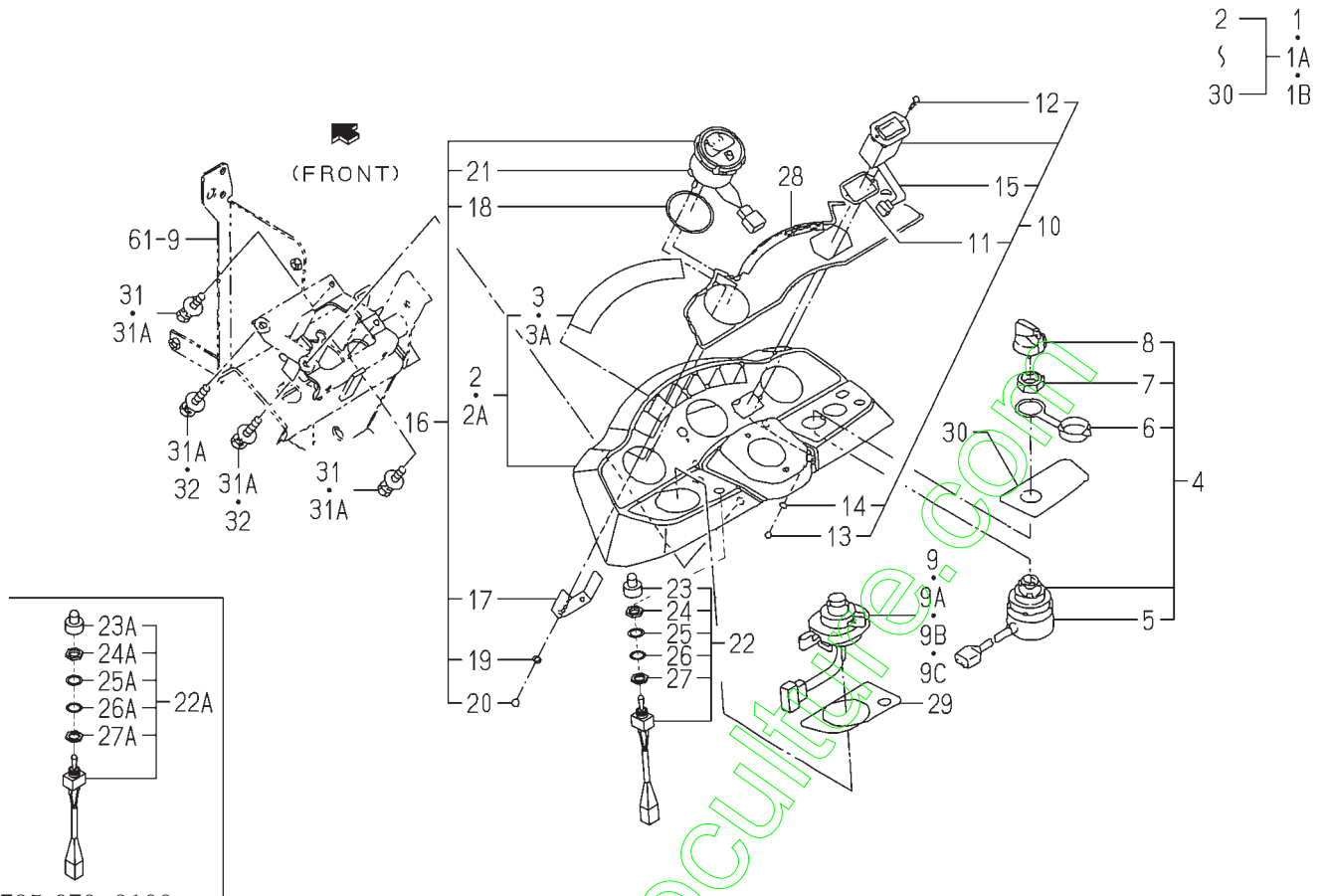
2 — 1
 5 — 1A
 30 — 1B



1725-670-0100

KEY	PART CODE	DESCRIPTION	S P C	TYPE OF MODEL		I T C	C O L	G R P	REMARKS
				TXG23					
1	1725-670-200-30	PANEL/SWITCH ASSY	*	1	-1651	1			
1A	1725-670-200-40	PANEL/SWITCH ASSY	*	1	-4555	1			
1B	1725-670-200-50	PANEL/SWITCH ASSY	*	1	4556-	1			
2	1725-670-210-00	PANEL/SWITCH COMP	*	1	-1562				
2A	1725-670-210-10	PANEL/SWITCH COMP	*	1	1563-	1			
3	1725-670-212-00	PANEL/MONITOR	*	1	-1476				
3A	1725-670-212-10	PANEL/MONITOR	*	1	1477-	1			
4	1593-621-250-10	SWITCH(STARTER) ASSY	*	1					
5	1593-621-252-00	COVER	*	1					
6	1444-621-311-00	CAP	*	1					
7	1444-621-312-00	NUT,RING/M28X1.0	*	1					
8	3614-261-002-00	KEY ASSY	*	1					
9	1725-670-220-00	SWITCH/COMBI/E3 ASSY	*	1	-990				
9A	1725-670-220-10	SWITCH/COMBINATION/E	*	1	-4538	1			
9B	1725-670-220-20	SWITCH/COMBINATION/E	*	1	-4968	1			
9C	1725-670-220-30	SWITCH/COMBINATION/E	*	1	4969-	1			
10	1703-670-230-00	METER/HOUR ASSY	*	1					
11	P117-303-522-00	PACKING	*	1					
12	P117-303-523-00	SCREW	*	2					
13	P117-303-524-00	NUT	*	2					
14	P117-303-525-00	WASHER	*	2					
15	P117-303-526-00	HARNESS	*	1					
16	1703-670-320-00	METER/FUEL ASSY	*	1					
17	1703-670-322-00	HOLDER	*	1					
18	1703-670-323-00	INSULATOR	*	1					
19	1703-670-324-00	WASHER	*	2					
20	1703-670-325-00	NUT	*	2					
21	1703-670-326-00	PLUG	*	1					
22	1593-622-270-00	SWITCH,HEAD LAMP	*	1	-1218				
22A	1725-670-230-00	SWITCH/TOGGLE ASSY	*	1	1219-				

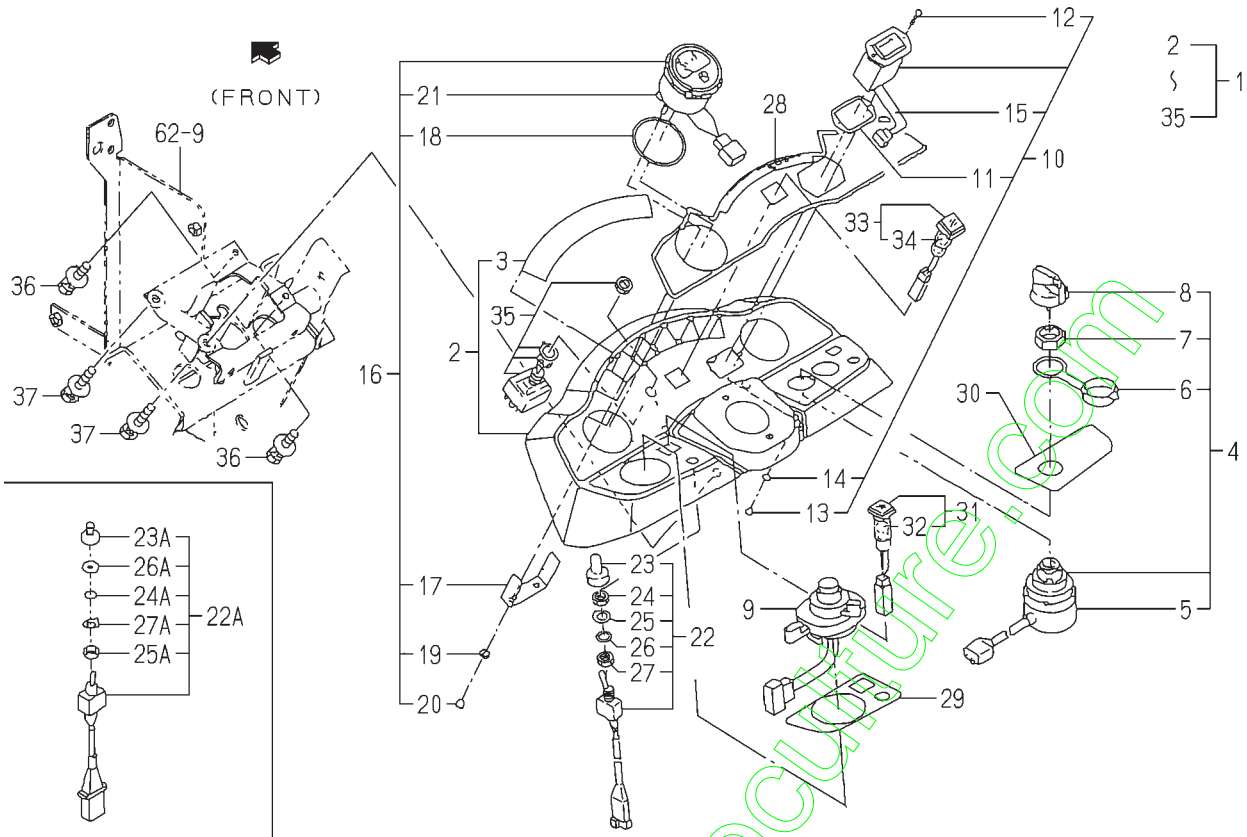
FIG.117 PANEL SYSTEM(E6 TYPE)



1725-670-0100

KEY	PART CODE	DESCRIPTION	S P C	TYPE OF MODEL TXG23	I T C	C O L	G R P	REMARKS
23	3631-270-003-00	COVER/SWITCH	*	1 -1218				
23A	2186-536-255-00	COVER/SWITCH	*	1 1219-				
24	1593-622-272-00	NUT/A/M12	*	1 -1218				
24A	1725-670-233-00	PACKING	*	1 1219-				
25	1593-622-273-00	WASHER/13X18X01	*	1 -1218				
25A	1725-670-232-00	WASHER	*	1 1219-				
26	1593-622-274-00	WASHER	*	1 -1218				
26A	2186-536-254-00	NUT(M12X1.0)	*	1 1219-				
27	1593-622-275-00	NUT/B/M12	*	1 -1218				
27A	2186-536-253-00	RING(M12X18X1)	*	1 1219-				
28	1725-670-201-00	LABEL/METER	*	1				
29	1725-670-202-10	LABEL/LH	*	1		1		
30	1725-670-203-10	LABEL/RH	*	1		1		
31	V210-360-601-60	BOLT(SP)/M6X16	*	2 -5227				
31A	V230-360-601-60	FLANGE BOLT	*	4 5228-				
32	V210-360-602-00	BOLT/SP	*	2 -5227				

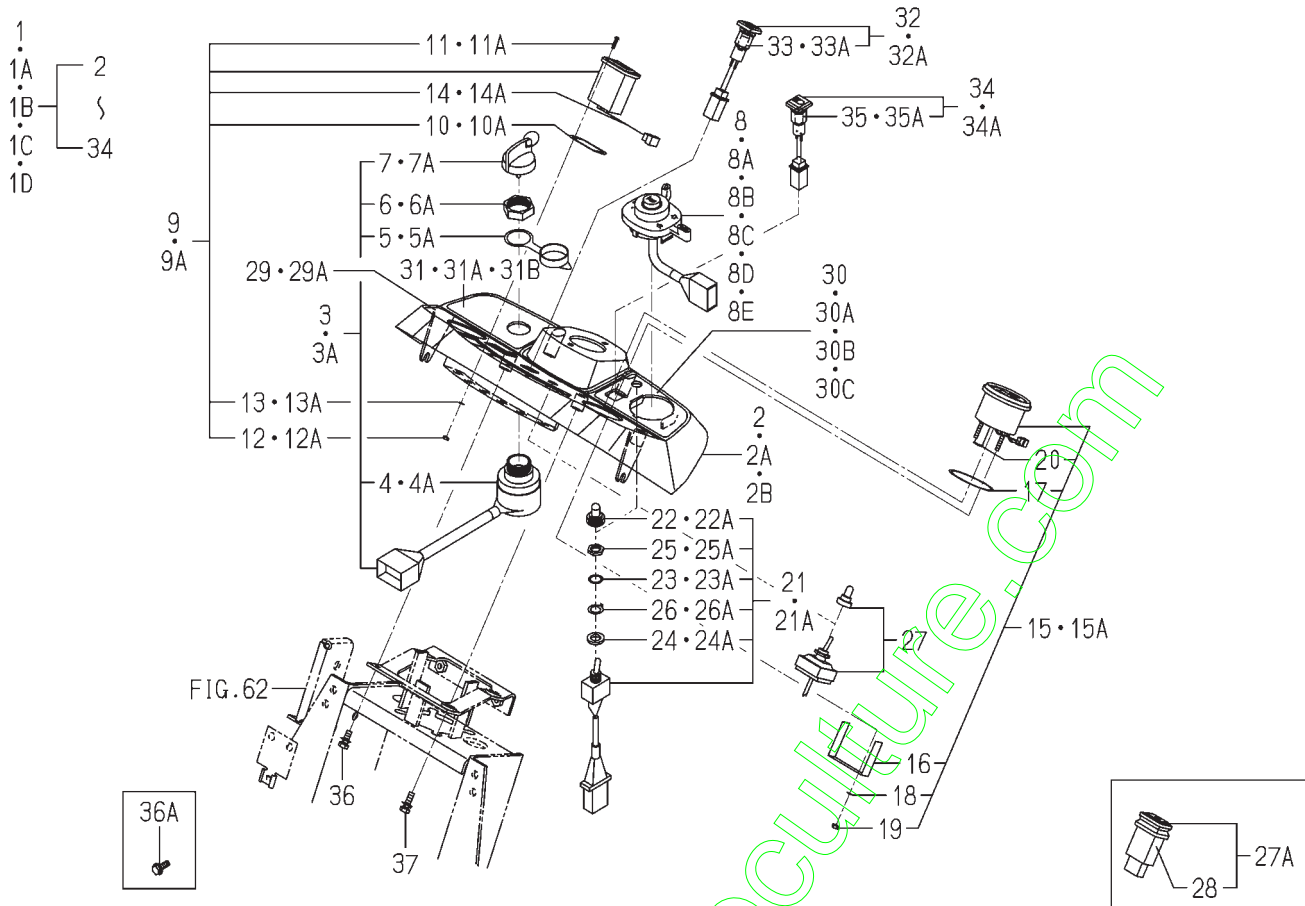
**FIG.118 PANEL SYSTEM
(EXCEPT E6 TYPE)(NO.1-1292)**



1739-670-0100

KEY	PART CODE	DESCRIPTION	S P C	TYPE OF MODEL		I T C	C O L	G R P	REMARKS
				TXG23					
1	1739-670-200-20	PANEL/SWITCH ASSY	*	1 -1292	1 -1292	1			
2	1739-670-210-00	PANEL/SWITCH COMP	*	1 -1292	1 -1292				
3	1725-670-212-00	PANEL/MONITOR	*	1 -1292	1 -1292				
4	1593-621-250-10	SWITCH(STARTER) ASSY	*	1 -1292	1 -1292				
5	1593-621-252-00	COVER	*	1 -1292	1 -1292				
6	1444-621-311-00	CAP	*	1 -1292	1 -1292				
7	1444-621-312-00	NUT,RING/M28X1.0	*	1 -1292	1 -1292				
8	3614-261-002-00	KEY ASSY	*	1 -1292	1 -1292				
9	1739-670-220-00	SWITCH/COMBINATION/E	*	1 -1292	1 -1292				
10	1703-670-230-00	METER/HOUR ASSY	*	1 -1292	1 -1292				
11	P117-303-522-00	PACKING	*	1 -1292	1 -1292				
12	P117-303-523-00	SCREW	*	2 -1292	2 -1292				
13	P117-303-524-00	NUT	*	2 -1292	2 -1292				
14	P117-303-525-00	WASHER	*	2 -1292	2 -1292				
15	P117-303-526-00	HARNESS	*	1 -1292	1 -1292				
16	1703-670-320-00	METER/FUEL ASSY	*	1 -1292	1 -1292				
17	1703-670-322-00	HOLDER	*	1 -1292	1 -1292				
18	1703-670-323-00	INSULATOR	*	1 -1292	1 -1292				
19	1703-670-324-00	WASHER	*	2 -1292	2 -1292				
20	1703-670-325-00	NUT	*	2 -1292	2 -1292				
21	1703-670-326-00	PLUG	*	1 -1292	1 -1292				
22	1593-622-270-00	SWITCH,HEAD LAMP	*	1 -1218	1 -1218				
22A	1725-670-230-00	SWITCH/TOGGLE ASSY	*	1 -1292	1 -1292				
23	3631-270-003-00	COVER/SWITCH	*	1 -1218	1 -1218				
23A	2186-536-255-00	COVER/SWITCH	*	1 -1292	1 -1292				
24	1593-622-272-00	NUT/A/M12	*	1 -1218	1 -1218				
24A	1725-670-233-00	PACKING	*	1 -1292	1 -1292				
25	1593-622-273-00	WASHER/13X18X01	*	1 -1218	1 -1218				
25A	1725-670-232-00	WASHER	*	1 -1292	1 -1292				
26	1593-622-274-00	WASHER	*	1 -1218	1 -1218				

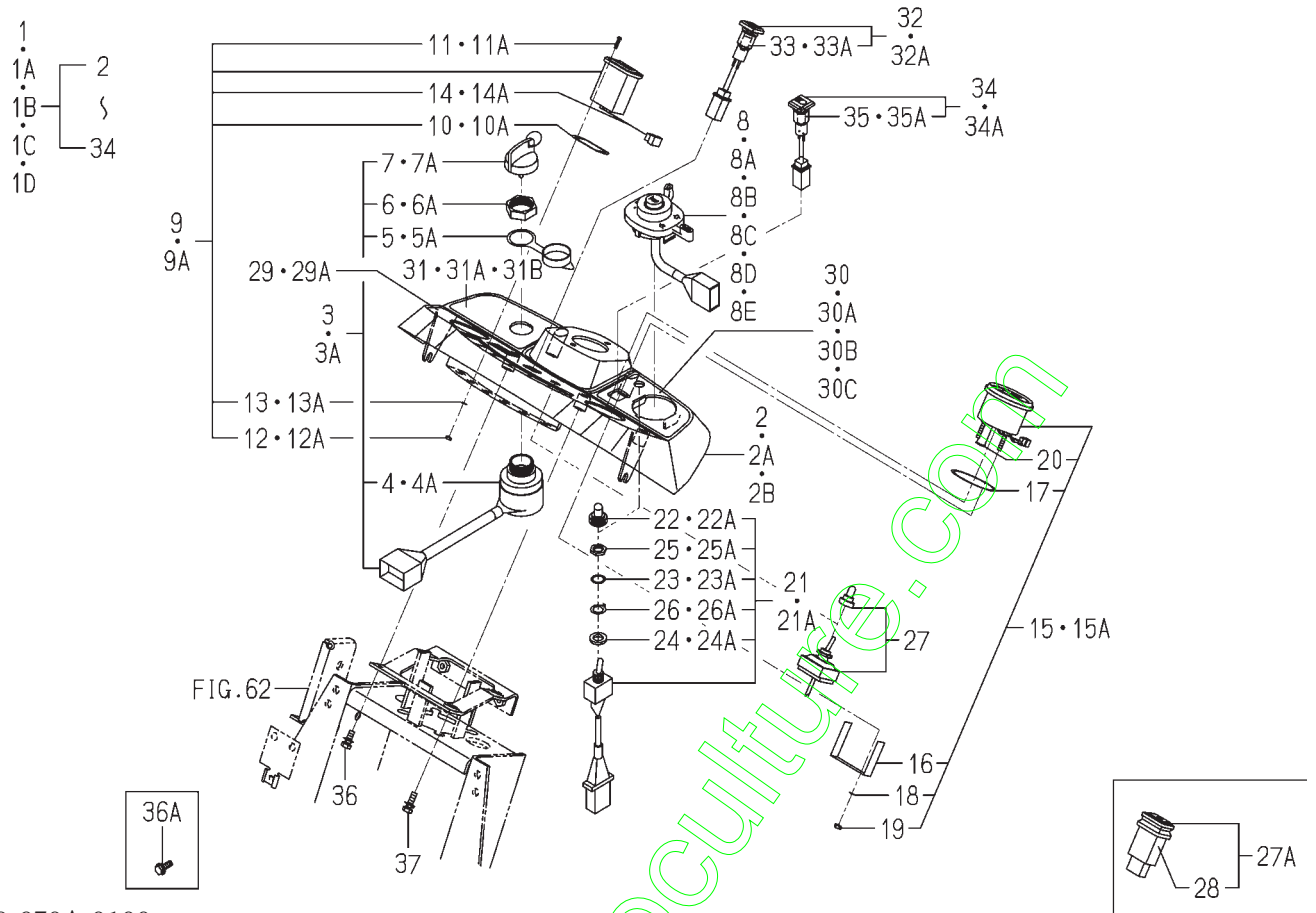
FIG.119 PANEL SYSTEM(EXCEPT E6 TYPE)(NO.1293-)



1739-670A-0100

KEY	PART CODE	DESCRIPTION	S P C	TYPE OF MODEL		I T C	C O L	G R P	REMARKS
				TXG23					
1	1739-670-300-10	PANEL/SWITCH/E4 ASSY	*	1 -3297	1 -3297	1			
1A	1739-670-400-00	PANEL/SWITCH/E4 ASSY	*	1 -4532	1 -4532				
1B	1739-670-400-10	PANEL/SWITCH/E4 ASSY	*	1 -6071	1 -6071	1			
1C	1739-670-400-20	PANEL/SWITCH/E4 ASSY	*	1 -6097	1 -6097	1			
1D	1739-670-400-30	PANEL/SWITCH/E4 ASSY	*	1 6098-	1 6098-	1			
2	1739-670-310-00	PANEL/SWITCH/E4 COMP	*	1 1293-	1 1293-				
2A	1739-670-410-00	PANEL/SWITCH/E4 COMP	*	1 -6071	1 -6071				
2B	1739-670-410-10	PANEL/SWITCH/E4 COMP	*	1 6072-	1 6072-	1			
3	1593-621-250-10	SWITCH(STARTER) ASSY	*	1 1293-	1 1293-				
3A	1593-621-250-10	SWITCH(STARTER) ASSY	*	1 3298-	1 3298-				
4	1593-621-252-00	COVER	*	1 1293-	1 1293-				
4A	1593-621-252-00	COVER	*	1 3298-	1 3298-				
5	1444-621-311-00	CAP	*	1 1293-	1 1293-				
5A	1444-621-311-00	CAP	*	1 3298-	1 3298-				
6	1444-621-312-00	NUT,RING/M28X1.0	*	1 1293-	1 1293-				
6A	1444-621-312-00	NUT,RING/M28X1.0	*	1 3298-	1 3298-				
7	3614-261-002-00	KEY ASSY	*	1 1293-	1 1293-				
7A	3614-261-002-00	KEY ASSY	*	1 3298-	1 3298-				
8	1739-670-220-00	SWITCH/COMBINATION/E	*	1 -4532	1 -4532				
8A	1739-670-220-10	SWITCH/COMBINATION/E	*	1 -6071	1 -6071	1			
8B	1739-670-220-20	SWITCH/COMBINATION/E	*	1 6072-	1 6072-	1			
8C	1739-670-220-00	SWITCH/COMBINATION/E	*	1 -4532	1 -4532				
8D	1739-670-220-10	SWITCH/COMBINATION/E	*	1 -6071	1 -6071	1			
8E	1739-670-220-20	SWITCH/COMBINATION/E	*	1 6072-	1 6072-	1			
9	1703-670-230-00	METER/HOUR ASSY	*	1 1293-	1 1293-				
9A	1703-670-230-00	METER/HOUR ASSY	*	1 3298-	1 3298-				
10	P117-303-522-00	PACKING	*	1 1293-	1 1293-				
10A	P117-303-522-00	PACKING	*	1 3298-	1 3298-				
11	P117-303-523-00	SCREW	*	2 1293-	2 1293-				
11A	P117-303-523-00	SCREW	*	2 3298-	2 3298-				

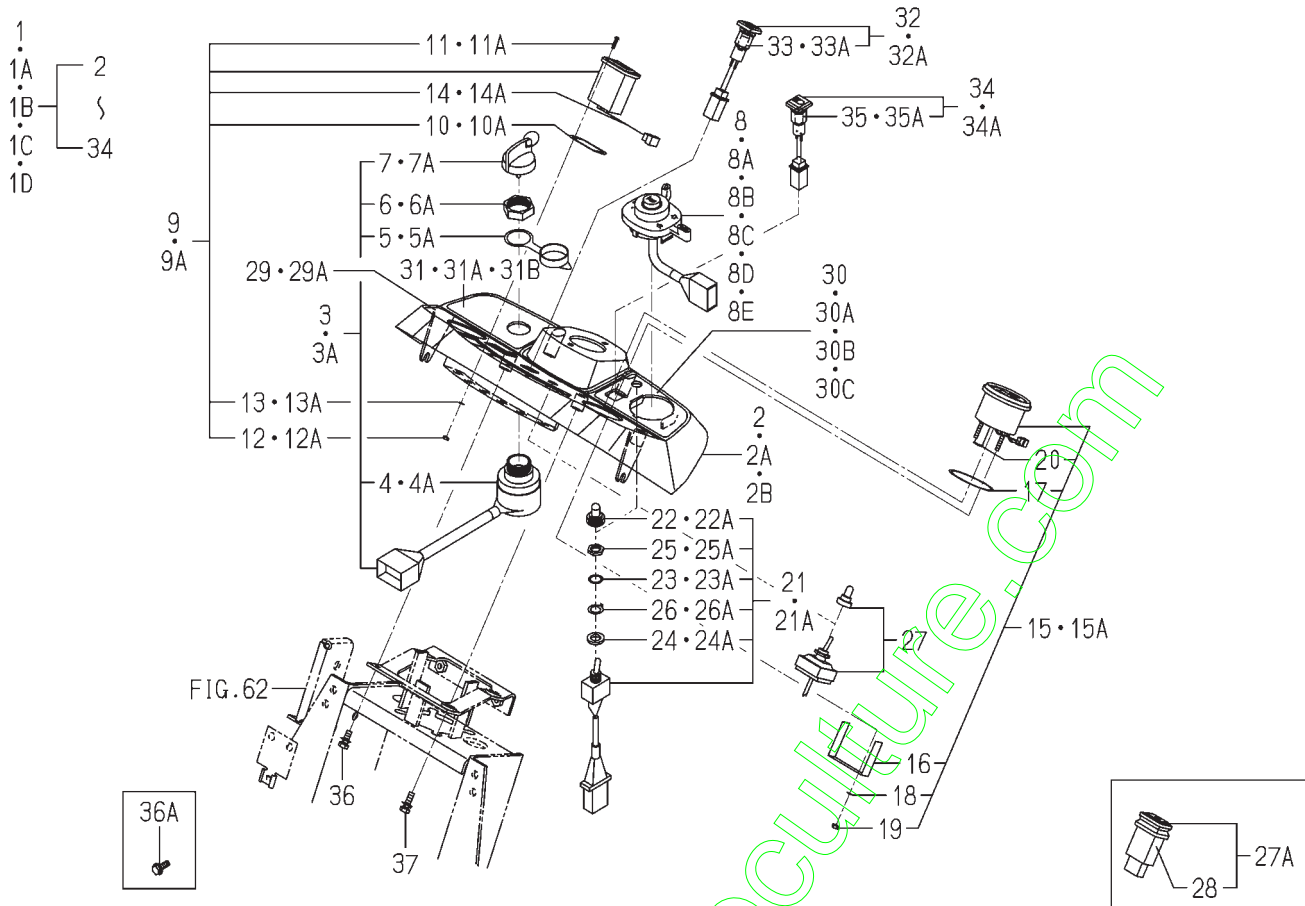
FIG.119 PANEL SYSTEM(EXCEPT E6 TYPE)(NO.1293-)



1739-670A-0100

KEY	PART CODE	DESCRIPTION	S P C	TYPE OF MODEL		I T C	C O L	G R P	REMARKS
				TXG23					
12	P117-303-524-00	NUT	*	2 1293-	2 1293-				
12A	P117-303-524-00	NUT	*	2 3298-	2 3298-				
13	P117-303-525-00	WASHER	*	2 1293-	2 1293-				
13A	P117-303-525-00	WASHER	*	2 3298-	2 3298-				
14	P117-303-526-00	HARNESS	*	1 1293-	1 1293-				
14A	P117-303-526-00	HARNESS	*	1 3298-	1 3298-				
15	1703-670-320-00	METER/FUEL ASSY	*	1 1293-	1 1293-				
15A	6283-130-002-00	FUELMETER ASSY	*	1 3298-	1 3298-				
16	1703-670-322-00	HOLDER	*	1 1293-	1 1293-				
17	1703-670-323-00	INSULATOR	*	1 1293-	1 1293-				
18	1703-670-324-00	WASHER	*	2 1293-	2 1293-				
19	1703-670-325-00	NUT	*	2 1293-	2 1293-				
20	1703-670-326-00	PLUG	*	1 1293-	1 1293-				
21	1725-670-230-00	SWITCH/TOGGLE ASSY	*	1 1293-	1 1293-				
21A	1725-670-230-00	SWITCH/TOGGLE ASSY	*	1 3298-	1 3298-				
22	2186-536-255-00	COVER/SWITCH	*	1 1293-	1 1293-				
22A	2186-536-255-00	COVER/SWITCH	*	1 3298-	1 3298-				
23	1725-670-233-00	PACKING	*	1 1293-	1 1293-				
23A	1725-670-233-00	PACKING	*	1 3298-	1 3298-				
24	1725-670-232-00	WASHER	*	1 1293-	1 1293-				
24A	1725-670-232-00	WASHER	*	1 3298-	1 3298-				
25	2186-536-254-00	NUT(M12X1.0)	*	1 1293-	1 1293-				
25A	2186-536-254-00	NUT(M12X1.0)	*	1 3298-	1 3298-				
26	2186-536-253-00	RING(M12X18X1)	*	1 1293-	1 1293-				
26A	2186-536-253-00	RING(M12X18X1)	*	1 3298-	1 3298-				
27	1600-623-220-10	SWITCH/HAZARD ASSY	*	1 1293-	1 1293-				
27A	1740-680-550-00	SWITCH/HAZARD ASSY	*	1 3298-	1 3298-				
28	1740-680-551-00	BULB/LAMP/14V60MA	*	1 4411-	1 4411-				
29	1739-670-201-00	LABEL/METER	*	1 1293-	1 1293-				
29A	1739-670-401-00	LABEL/METER	*	1 3298-	1 3298-				

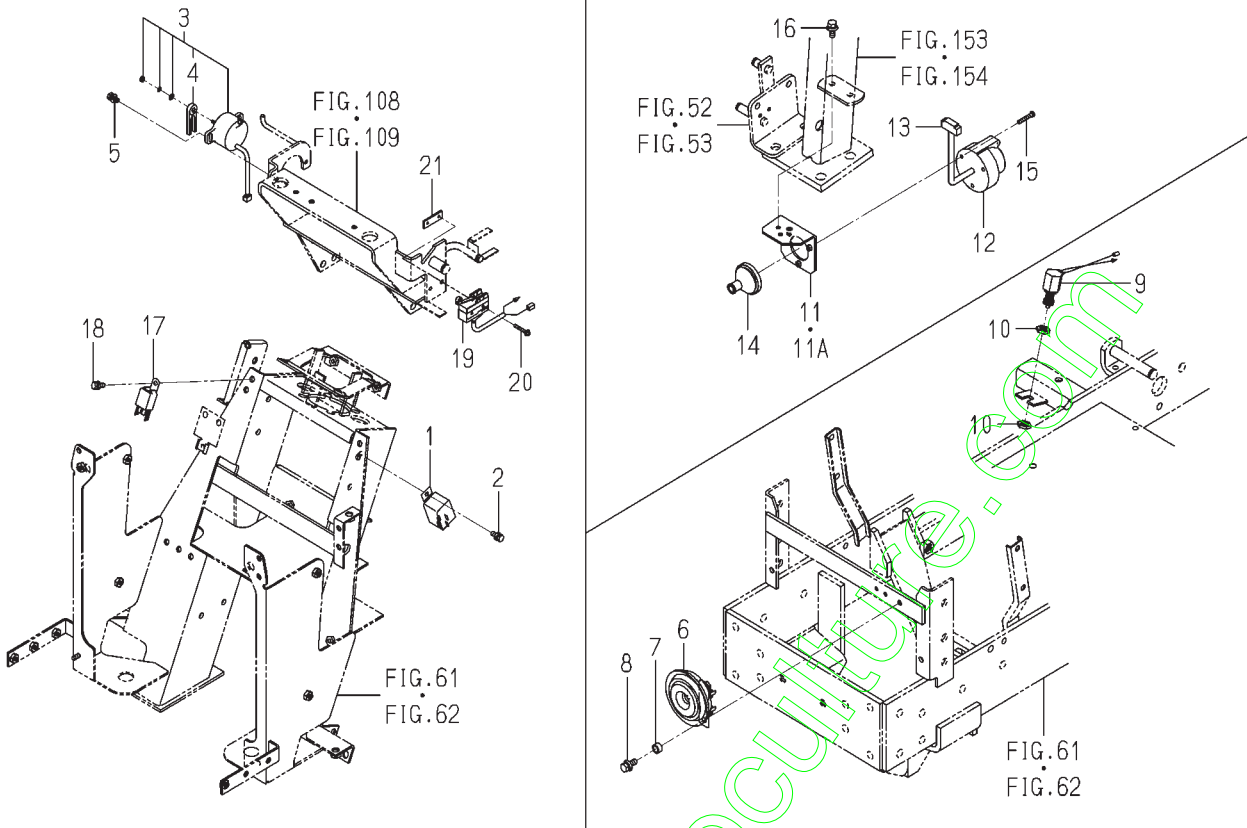
FIG.119 PANEL SYSTEM(EXCEPT E6 TYPE)(NO.1293-)



1739-670A-0100

KEY	PART CODE	DESCRIPTION	S P C	TYPE OF MODEL		I T C	C O L	G R P	REMARKS
				TXG23					
30	1739-670-202-00	LABEL/LH	*	1 -6097	1 -6097				
30A	1739-670-202-10	LABEL/LH	*	1 6098-	1 6098-	1			
30B	1739-670-202-00	LABEL/LH	*	1 -6097	1 -6097				
30C	1739-670-202-10	LABEL/LH	*	1 6098-	1 6098-	1			
31	1725-670-203-10	LABEL/RH	*	1 1293-	1 1293-				
31A	1725-670-203-10	LABEL/RH	*	1 -6071	1 -6071				
31B	1739-670-402-00	LABEL/RH	*	1 6072-	1 6072-				
32	1682-670-230-00	LAMP/TRAILER ASSY	*	1 1293-	1 1293-				
32A	1682-670-230-00	LAMP/TRAILER ASSY	*	1 3298-	1 3298-				
33	1403-621-031-00	BULB/12V 3W	*	1 1293-	1 1293-				
33A	1403-621-031-00	BULB/12V 3W	*	1 3298-	1 3298-				
34	1682-670-220-00	LAMP/LIGHT ASSY	*	1 1293-	1 1293-				
34A	1682-670-220-00	LAMP/LIGHT ASSY	*	1 3298-	1 3298-				
35	1403-621-031-00	BULB/12V 3W	*	1 1293-	1 1293-				
35A	1403-621-031-00	BULB/12V 3W	*	1 3298-	1 3298-				
36	V210-360-601-60	BOLT(SP)/M6X16	*	2 -5221	2 -5221				
36A	V230-360-601-60	FLANGEBOLT	*	4 5222-	4 5222-				
37	V210-360-602-00	BOLT/SP	*	2 -5221	2 -5221				

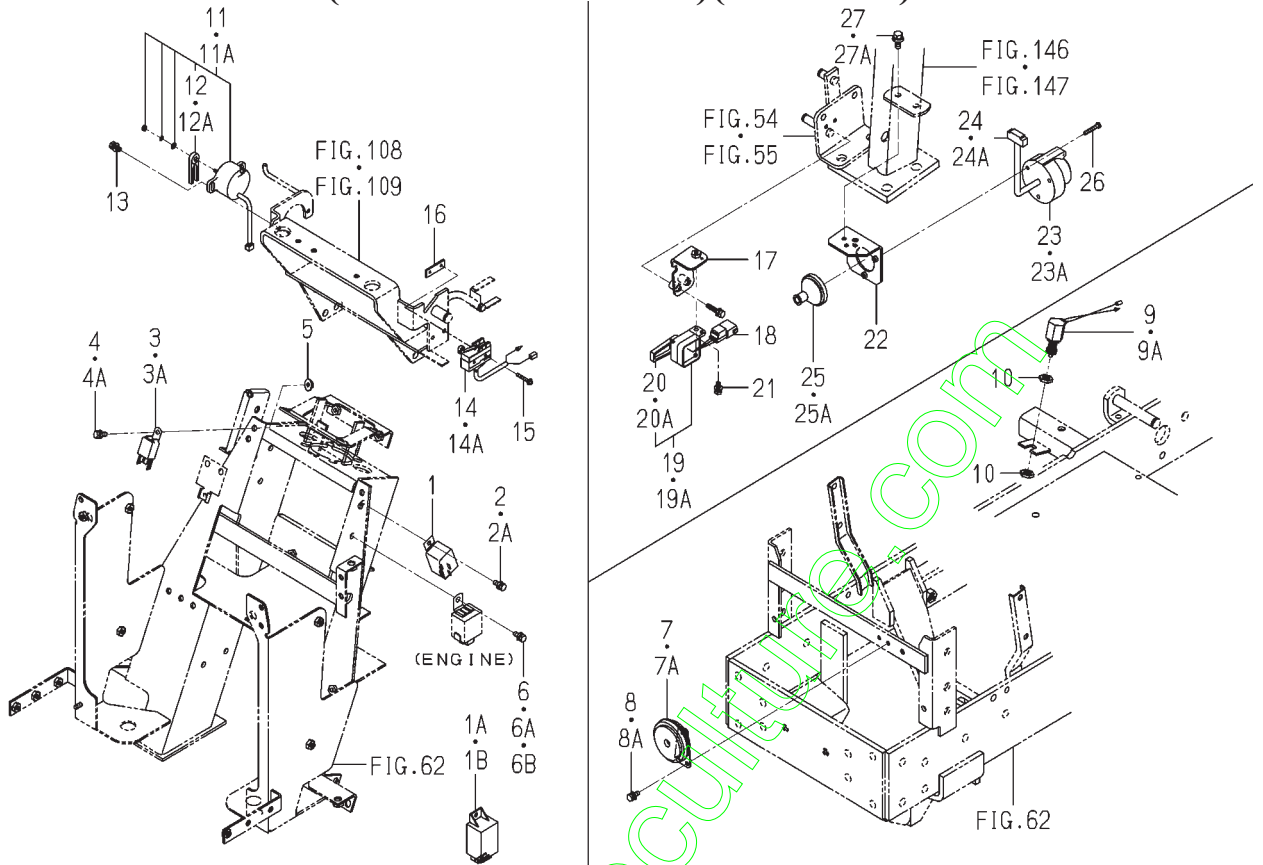
FIG.121 SWITCH SYSTEM (EXCEPT E6 TYPE)(NO.1-1292)



1739-681 -0100

KEY	PART CODE	DESCRIPTION	S P C	TYPE OF MODEL		I T C	C O L	G R P	REMARKS
				TXG23					
1	1600-623-002-00	FLASHER ASSY	*	1 -1292	1 -1292				4DM0-033-600-01
2	V210-360-601-60	BOLT(SP)/M6X16	*	1 -1292	1 -1292				
3	2161-506-260-00	SENSOR ASSY	*	1 -1292	1 -1292				
4	2161-506-252-00	PLATE/SENSOR	*	1 -1292	1 -1292				
5	V210-360-601-60	BOLT(SP)/M6X16	*	2 -1292	2 -1292				
6	1674-664-200-00	HORN ASSY	*	1 -1292	1 -1292				*****
7	1705-313-007-10	COLLAR/09X14X08	*	1 -1292	1 -1292				
8	V211-360-802-00	BOLT/SP	*	1 -1292	1 -1292				
9	1518-621-320-00	SWITCH,STOP	*	1 -1292	1 -1292				
10	1432-621-006-10	NUT,LOCK	*	2 -1292	2 -1292				
11	1640-654-260-00	PLATE/SOCKET COMP	*	1 -663	1 -663				
11A	1640-654-260-10	PLATE/SOCKET COMP	*	1 -1292	1 -1292	1			
12	1600-624-201-00	PLUG/7P	*	1 -1292	1 -1292				8JB0-019-430-01
13	1682-690-380-00	HARNESS/SOCKET ASSY	*	1 -1292	1 -1292				
14	1650-654-036-00	GROMMET/10X40X03	*	1 -1292	1 -1292				
15	V120-265-003-00	BOLT/M5X30	*	3 -1292	3 -1292				
16	V211-360-802-00	BOLT/SP	*	1 -1292	1 -1292				
17	1690-658-370-00	RELAY/4P ASSY	*	1 -1292	1 -1292				
18	V210-360-601-60	BOLT(SP)/M6X16	*	1 -1292	1 -1292				
19	1656-652-640-00	SWITCH/PUSH ASSY	*	1 -1292	1 -1292				
20	V120-364-003-00	SCREW/M4X30	*	2 -1292	2 -1292				
21	3656-271-001-00	PLATE/I,13X40	*	1 -1292	1 -1292				

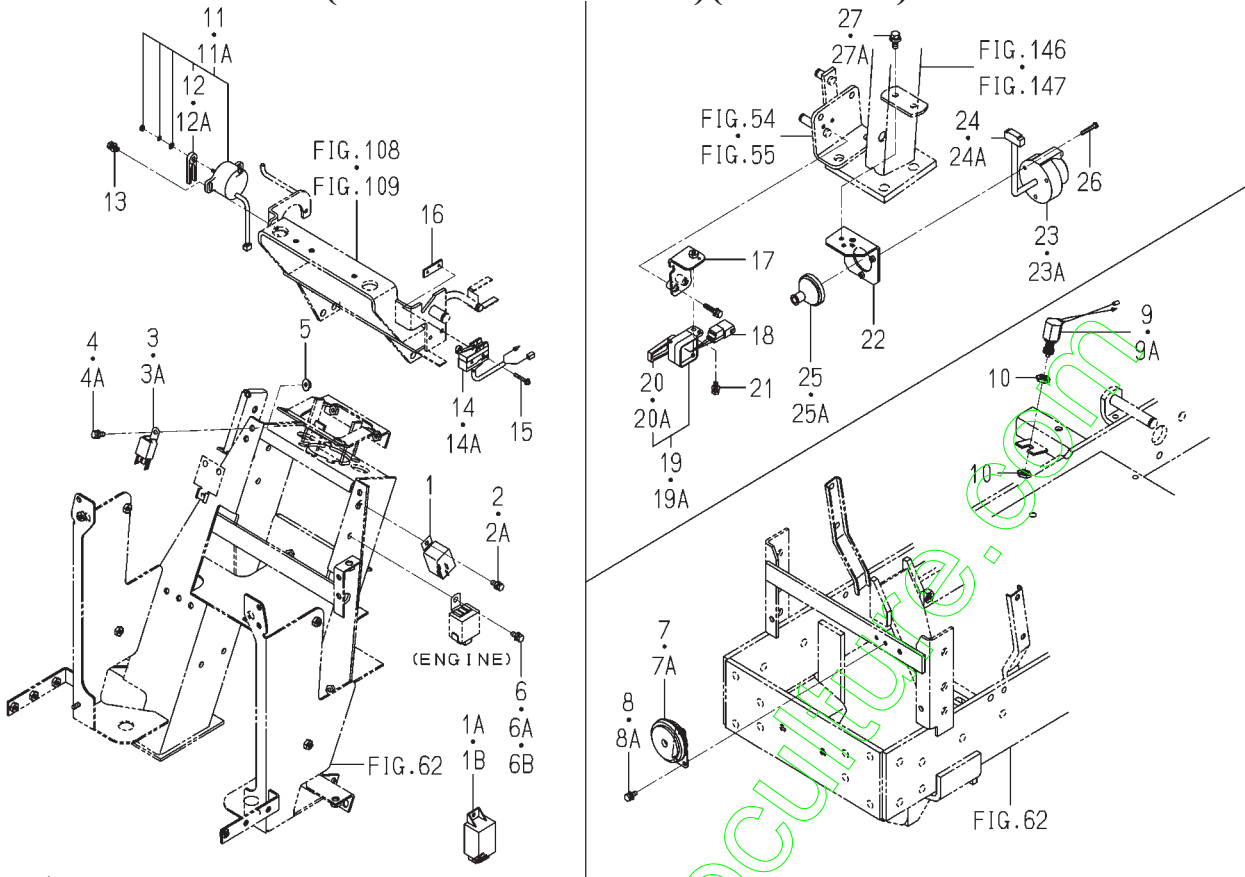
**FIG.122 SWITCH SYSTEM
(EXCEPT E6 TYPE)(NO.1293-)**



1739-681A-0100

KEY	PART CODE	DESCRIPTION	S P C	TYPE OF MODEL		I T C	C O L	G R P	REMARKS
				TXG23					
1	1600-623-002-00	FLASHER ASSY	*	1 -3297	1 -3297				4DM0-033-600-01
1A	1739-681-220-00	RELAY/FLASHER/EEC	*	1 -4600	1 -4600				
1B	1739-681-220-10	RELAY/FLASHER/EEC	*	1 4601-	1 4601-	1			
2	V210-360-601-60	BOLT(SP)/M6X16	*	1 -5221	1 -5221				
2A	V230-360-601-20	FLANGEBOLT	*	1 5222-	1 5222-				
3	1690-658-370-00	RELAY/4P ASSY	*	1 -3297	1 -3297				
3A	1690-658-370-00	RELAY/4P ASSY	*	1 3298-	1 3298-				
4	V210-360-601-60	BOLT(SP)/M6X16	*	1 -5221	1 -5221				
4A	V230-360-601-20	FLANGEBOLT	*	1 5222-	1 5222-				
5	V360-260-006-00	NUT/M6	*	1 1293-	1 1293-				
6	V210-360-601-60	BOLT(SP)/M6X16	*	1 -3297	1 -3297				
6A	V210-360-601-60	BOLT(SP)/M6X16	*	1 -5221	1 -5221				
6B	V230-360-601-20	FLANGEBOLT	*	1 5222-	1 5222-				
7	1740-680-530-00	HORN ASSY	*	1 -3297	1 -3297				
7A	1740-680-530-00	HORN ASSY	*	1 3298-	1 3298-				
8	V210-360-601-60	BOLT(SP)/M6X16	*	1 -5221	1 -5221				
8A	V230-360-601-20	FLANGEBOLT	*	1 5222-	1 5222-				
9	1518-621-320-00	SWITCH,STOP	*	1 -3297	1 -3297				
9A	1518-621-320-00	SWITCH,STOP	*	1 3298-	1 3298-				
10	1432-621-006-10	NUT,LOCK	*	1 1293-	1 1293-				
11	2161-506-260-00	SENSOR ASSY	*	1 -3297	1 -3297				
11A	2161-506-260-00	SENSOR ASSY	*	1 3298-	1 3298-				
12	2161-506-252-00	PLATE/SENSOR	*	1 -3297	1 -3297				
12A	2161-506-252-00	PLATE/SENSOR	*	1 3298-	1 3298-				
13	V210-360-601-60	BOLT(SP)/M6X16	*	1 1293-	1 1293-				
14	1656-652-640-00	SWITCH/PUSH ASSY	*	1 -3297	1 -3297				
14A	1656-652-640-00	SWITCH/PUSH ASSY	*	1 3298-	1 3298-				
15	V120-364-003-00	SCREW/M4X30	*	1 1293-	1 1293-				
16	3656-271-001-00	PLATE/I,13X40	*	1 1293-	1 1293-				
17	1739-681-210-20	BRACKET/SWITCH COMP	*	1 1293-	1 1293-	1			

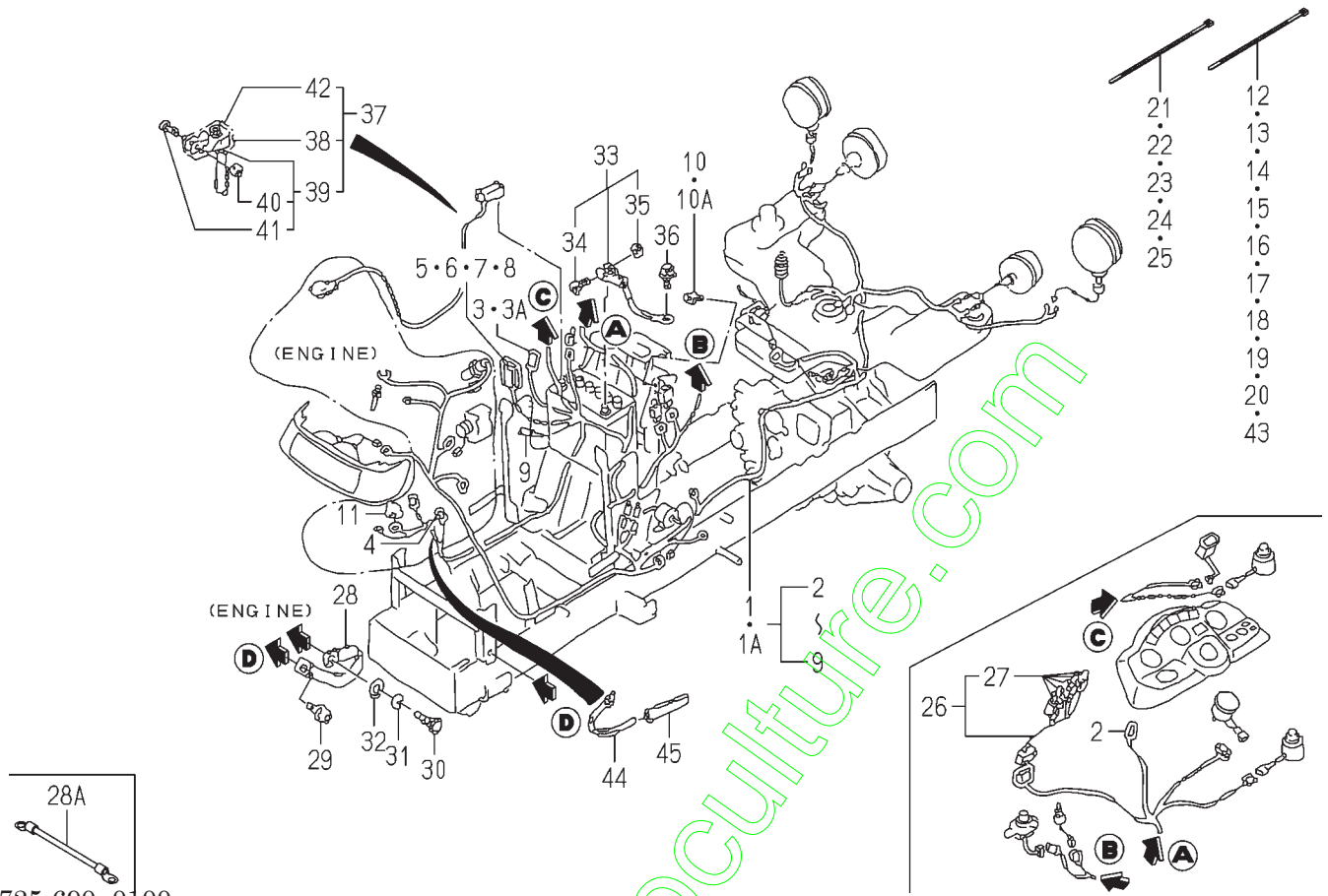
FIG.122 SWITCH SYSTEM (EXCEPT E6 TYPE)(NO.1293-)



1739-681A-0100

KEY	PART CODE	DESCRIPTION	S P C	TYPE OF MODEL		I T C	C O L	G R P	REMARKS
				TXG23					
18	V210-360-603-00	BOLT/SP	*	2 1293-	2 1293-				
19	1716-680-330-00	SWITCH/LEVER ASSY	*	1 -3297	1 -3297				
19A	1716-680-330-00	SWITCH/LEVER ASSY	*	1 3298-	1 3298-				
20	1716-680-222-00	ARM	*	1 -3297	1 -3297				
20A	1716-680-222-00	ARM	*	1 3298-	1 3298-				
21	V210-360-601-60	BOLT(SP)/M6X16	*	1 1293-	1 1293-				
22	1640-654-260-10	PLATE/SOCKET COMP	*	1 -6070	1 -6070				
23	1600-624-201-00	PLUG/7P	*	1 -6070	1 -6070				8JB0-019-430-01
23A	1600-624-201-00	PLUG/7P	*	1 6071-	1 6071-				8JB0-019-430-01
24	1682-690-380-00	HARNESS/SOCKET ASSY	*	1 -6070	1 -6070				
24A	1682-690-380-00	HARNESS/SOCKET ASSY	*	1 6071-	1 6071-				
25	1650-654-036-00	GROMMET/10X40X03	*	1 -6070	1 -6070				
25A	1650-654-036-00	GROMMET/10X40X03	*	1 6071-	1 6071-				
26	V120-265-003-00	BOLT/M5X30	*	3 1293-	3 1293-				
27	V211-360-802-00	BOLT/SP	*	1 -5221	1 -5221				
27A	V231-360-801-60	FLANGEBOLT	*	1 -6070	1 -6070				

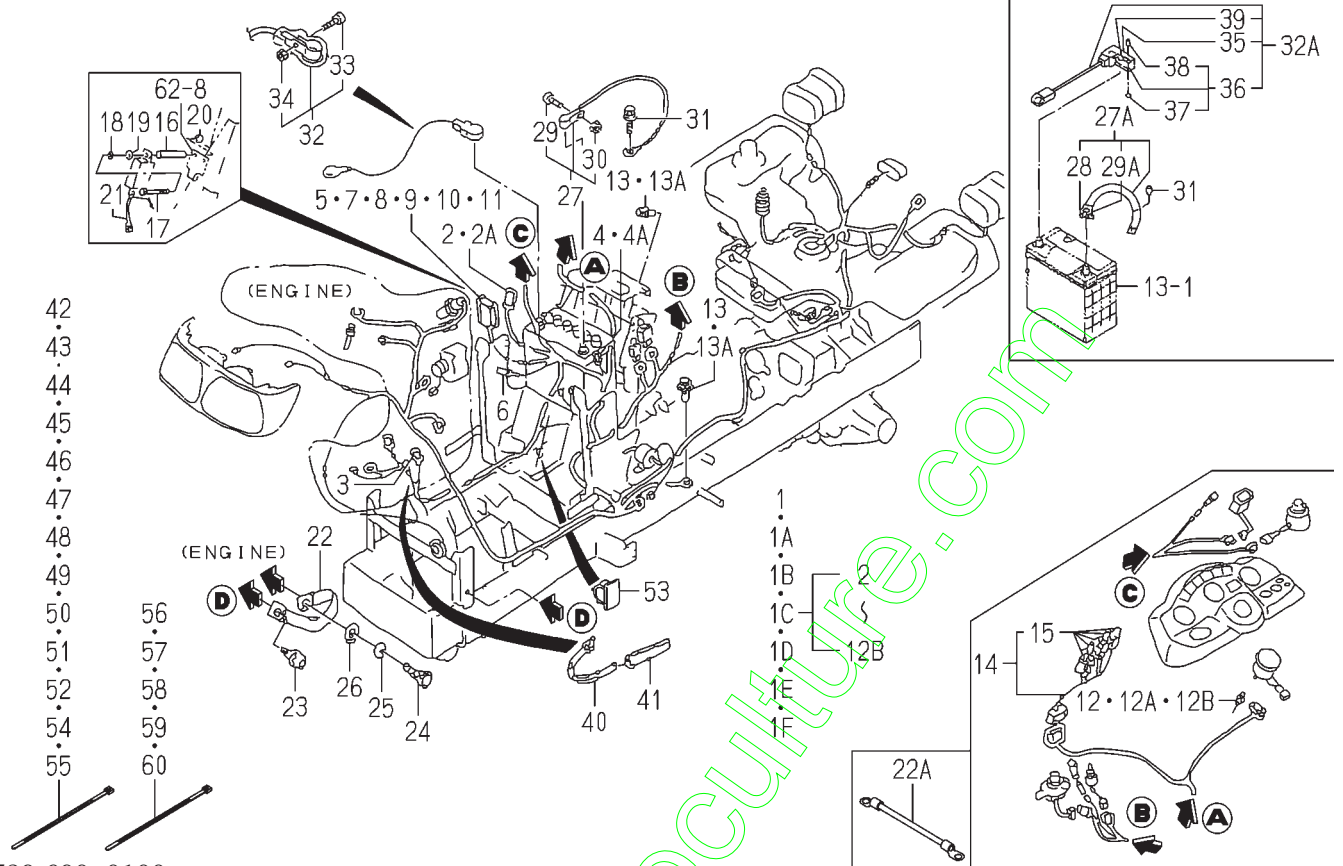
FIG.123 HARNESS SYSTEM(E6 TYPE)



1725-690-0100

KEY	PART CODE	DESCRIPTION	S P C	TYPE OF MODEL		I T C	C O L	G R P	REMARKS
				TXG23					
1	1725-690-200-20	HARNESS/MAIN/GC/NA	*	1	-1562	3			
1A	1725-690-200-30	HARNESS/MAIN/GC/NA	*	1	1563-	3			
2	1560-666-212-00	DIODE	*	1					
3	1650-650-222-00	FUSE/SLOWBLOW	*	1	-3820				
3A	1650-650-222-00	FUSE/SLOWBLOW	*	2	3821-				
4	1650-650-243-00	FUSE/SLOWBLOW	*	1	-3820				
5	1575-623-010-00	FUSE/32V10A	*	1					
6	1575-623-011-00	FUSE/15A	*	2					
7	1560-664-264-00	FUSE, BLADE	*	1					
8	1596-664-213-00	COVER/FUSE/4	*	1					
9	1593-623-203-00	FUSE/32V20A	*	1					
10	V210-360-601-60	BOLT(SP)/M6X16	*	1	-5138				
10A	V230-360-601-20	FLANGE BOLT	*	1	5139-				
11	V360-260-006-00	NUT/M6	*	1					
12	1376-402-003-00	BAND, WIRE/140	*	1					
13	1376-402-003-00	BAND, WIRE/140	*	1					
14	1376-402-003-00	BAND, WIRE/140	*	1					
15	1376-402-003-00	BAND, WIRE/140	*	1					
16	1376-402-003-00	BAND, WIRE/140	*	1					
17	1376-402-003-00	BAND, WIRE/140	*	1					
18	1376-402-003-00	BAND, WIRE/140	*	1					
19	1376-402-003-00	BAND, WIRE/140	*	1					
20	1376-402-003-00	BAND, WIRE/140	*	1					
21	1342-402-006-00	BAND/WIRE/250	*	1					
22	1342-402-006-00	BAND/WIRE/250	*	1					
23	1342-402-006-00	BAND/WIRE/250	*	1					
24	1342-402-006-00	BAND/WIRE/250	*	1					
25	1342-402-006-00	BAND/WIRE/250	*	2					
26	1725-690-210-00	HARNESS/METER/LAMP	*	1					
27	3650-270-214-00	BULB	*	5					

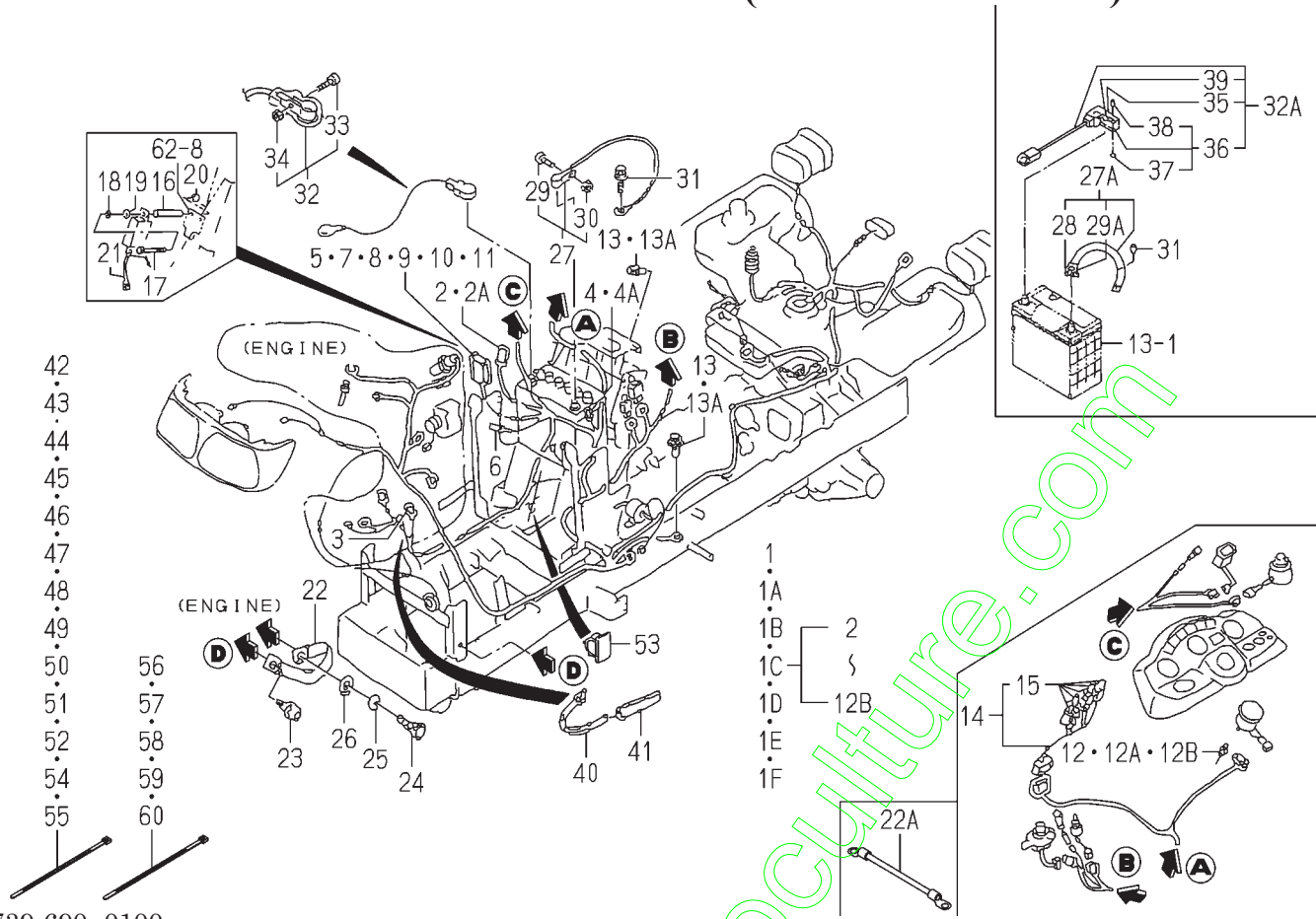
FIG.124 HARNESS SYSTEM(EXCEPT E6 TYPE)



1739-690 -0100

KEY	PART CODE	DESCRIPTION	S P C	TYPE OF MODEL		I T C	C O L	G R P	REMARKS
				TXG23					
1	1739-690-200-10	HARNESS/MAIN/E4 ASSY	*	1 -792	1 -792				
1A	1739-690-200-20	HARNESS/MAIN/E4 ASSY	*	1 -1170	1 -1170	1			
1B	1739-690-200-30	HARNESS/MAIN/E4 ASSY	*	1 -1612	1 -1612	1			
1C	1739-690-200-40	HARNESS/MAIN/E4 ASSY	*	1 -2253	1 -2253	3			
1D	1739-690-200-50	HARNESS/MAIN/E4 ASSY	*	1 -3297	1 -3297	1			
1E	1739-690-200-60	HARNESS/MAIN/E4 ASSY	*	1 -6079	1 -6079	3			
1F	1739-690-200-70	HARNESS/MAIN/E4 ASSY	*	1 6080-	1 6080-	1			
2	1650-650-222-00	FUSE/SLOWBLOW	*	1 -3297	1 -3297				
2A	1650-650-222-00	FUSE/SLOWBLOW	*	2 3298-	2 3298-				
3	1650-650-243-00	FUSE/SLOWBLOW	*	1 -3297	1 -3297				
4	1560-666-212-00	DIODE	*	1 -6079	1 -6079				
4A	1773-652-212-00	DIODE/3A	*	1 6080-	1 6080-				
5	1593-623-503-00	CAP,FUSE BOX	*	1 -1170	1 -1170				
6	1560-664-264-00	FUSE,BLADE	*	4 -1170	4 -1170				
7	1650-650-246-00	COVER/FUSE	*	1	1				
8	1575-623-010-00	FUSE/32V10A	*	5	5				
9	1593-623-203-00	FUSE/32V20A	*	3	3				
10	1600-624-271-00	FUSE	*	3	3				
11	1739-690-202-00	LABEL/FUSE/MAIN/E4	*	1	1				
12	3650-270-214-00	BULB	*	1 -1170	1 -1170				
12A	3650-270-214-00	BULB	*	2 -3297	2 -3297				
12B	3650-270-214-00	BULB	*	2 3298-	2 3298-				
13	V210-360-601-60	BOLT(SP)/M6X16	*	1 -5135	1 -5135				
13A	V230-360-601-20	FLANGEBOLT	*	1 5136-	1 5136-				
14	1725-690-210-00	HARNESS/METER/LAMP	*	1	1				
15	3650-270-214-00	BULB	*	5	5				
16	1739-690-001-00	COLLAR/07X11X70	*	1	1				
17	1650-508-007-10	BOLT/M06X95	*	1	1				
18	V401-160-006-00	WASHER,SP/M 6	*	1	1				
19	V411-260-006-00	WASHER / M6	*	1	1				

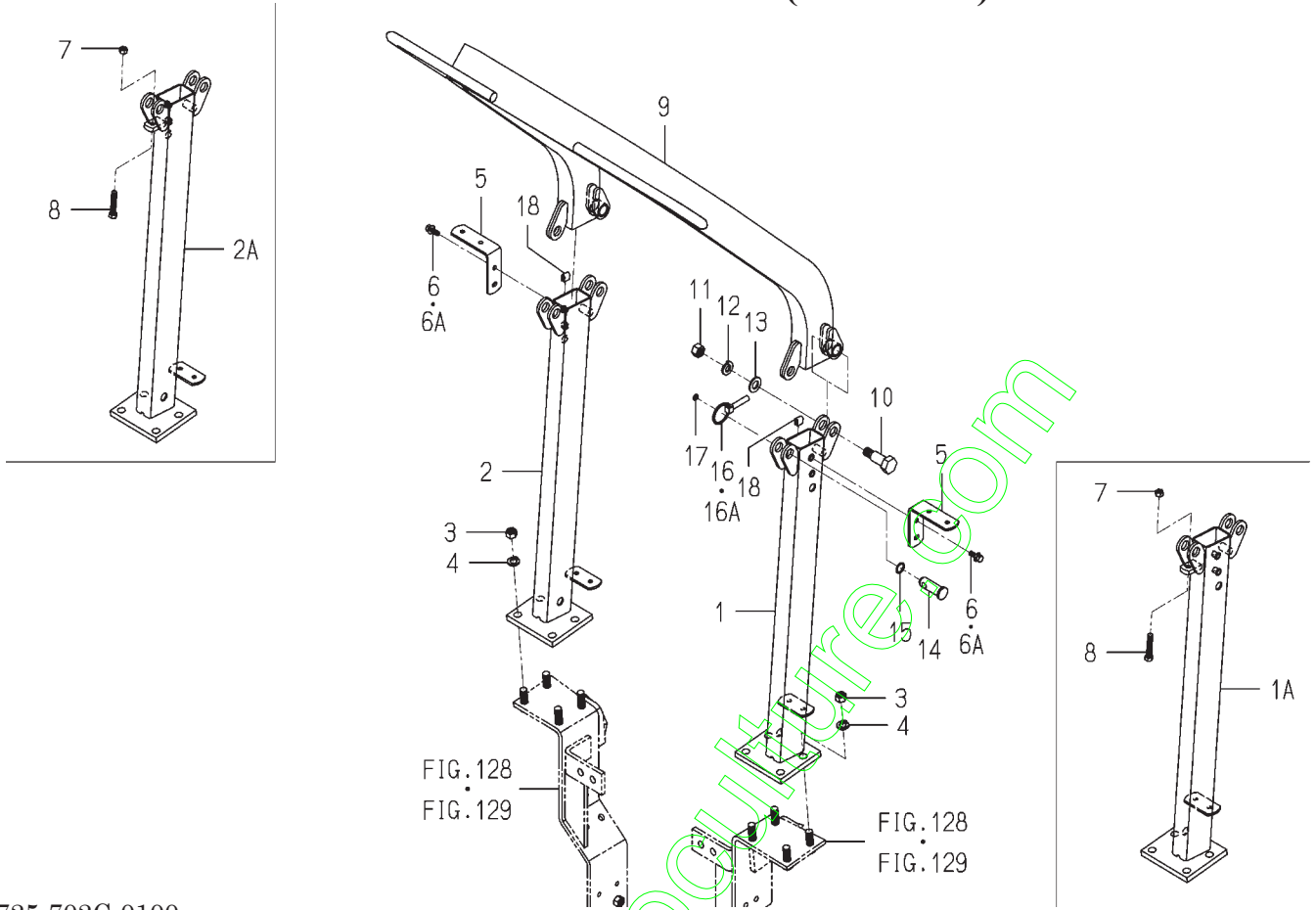
FIG.124 HARNESS SYSTEM(EXCEPT E6 TYPE)



1739-690-0100

KEY	PART CODE	DESCRIPTION	S P C	TYPE OF MODEL		I T C	C O L	G R P	REMARKS
				TXG23					
20	1560-603-003-00	NUT/M6	*	1	1				
21	1560-695-015-00	CLAMP	*	1	1				
22	3626-276-003-00	CABLE,WIRE	*	1 -2854	1 -2854				
22A	3623-263-001-00	WIRE,LEAD	*	1 2855-	1 2855-				
23	V211-361-002-00	BOLT,SEMS	*	1	1				
24	V203-461-002-00	BOLT/M10X1.25X20	*	1	1				
25	V401-160-010-00	WASHER,SP/M10	*	1	1				
26	V411-260-010-00	WASHER/M10	*	1	1				
27	1739-690-230-00	CABLE/BATTERY/190	*	1 -663	1 -663				
27A	3768-171-003-00	STRAP,GROUND	*	1 -1534	1 -1534				
28	1568-650-004-10	BOLT/M08X32	*	1 -1534	1 -1534				
29	1685-112-222-00	BOLT	*	1 -663	1 -663				
29A	1568-650-005-10	NUT/M08	*	1 -1534	1 -1534				
30	1685-112-223-00	NUT	*	1 -663	1 -663				
31	V211-360-801-60	BOLT,SEMS (SP)	*	1 -1534	1 -1534				
32	1672-112-220-30	CABLE/BATTERY ASSY	*	1 -663	1 -663				
32A	1725-690-230-00	CABLE/BATTERY ASSY	*	1 -1534	1 -1534				
33	1560-666-005-00	BOLT	*	1 -663	1 -663				
34	1560-666-006-00	NUT	*	1 -663	1 -663				
35	1696-650-242-00	COVER/BATTERY	*	1 -1534	1 -1534				
36	1725-690-240-00	TERMINAL/BATTER ASSY	*	1 -1534	1 -1534				
37	1560-666-006-00	NUT	*	1 -1534	1 -1534				
38	1560-666-005-00	BOLT	*	1 -1534	1 -1534				
39	1650-650-295-00	NUT	*	1 -1534	1 -1534				
40	1650-650-015-00	CLAMP	*	1	1				
41	1650-650-017-00	TUBE/120	*	1	1				
42	1376-402-003-00	BAND,WIRE/140	*	1	1				
43	1376-402-003-00	BAND,WIRE/140	*	1	1				
44	1376-402-003-00	BAND,WIRE/140	*	2	2				
45	1376-402-003-00	BAND,WIRE/140	*	1	1				

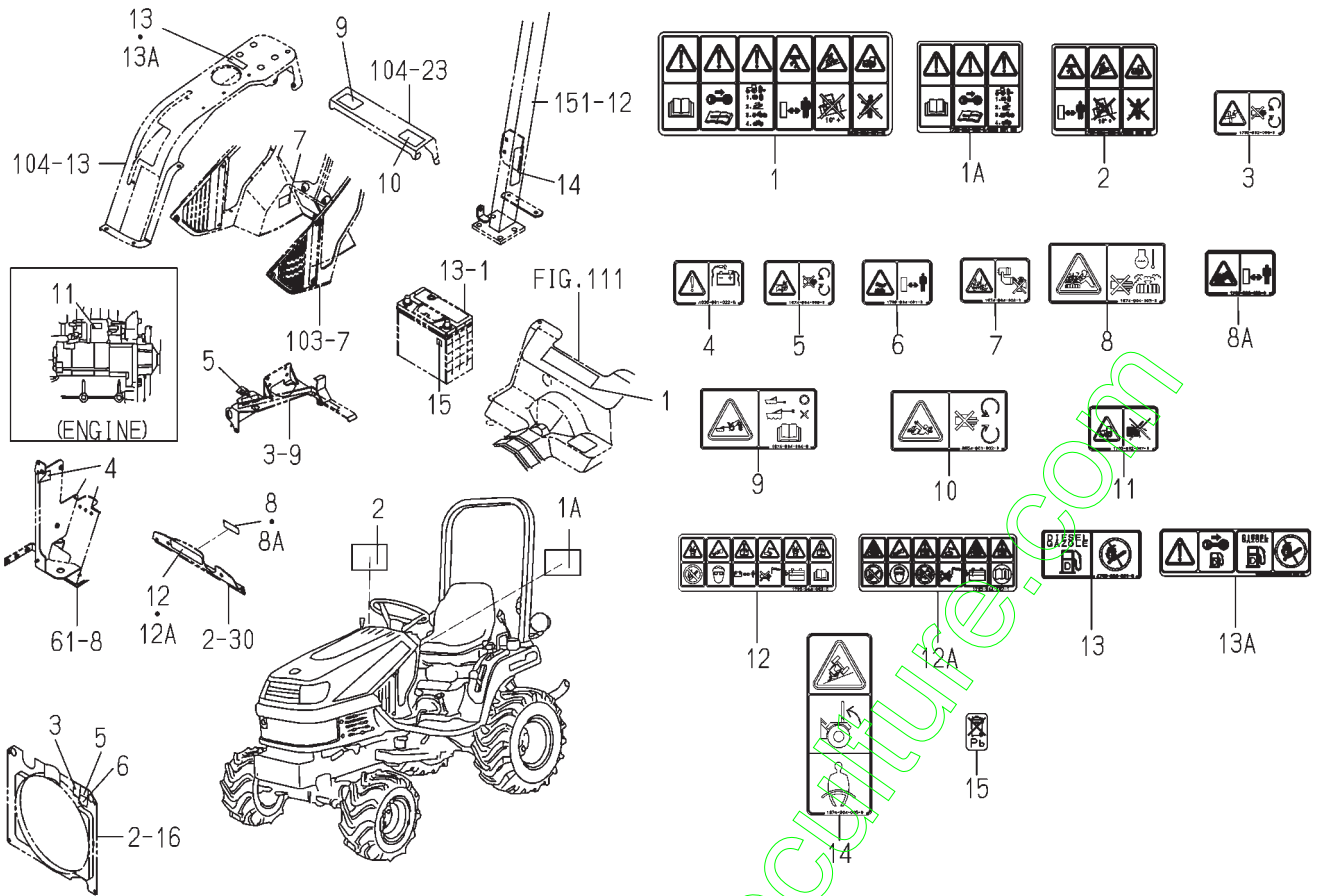
FIG.126 ROPS SYSTEM(RL TYPE)



1725-702C-0100

KEY	PART CODE	DESCRIPTION	S P C	TYPE OF MODEL		I T C	C O L	G R P	REMARKS
				TXG23					
1	1725-702-520-20	FRAME/LH COMP	*	1 -1872	1 -1872				
1A	1725-702-520-30	FRAME/LH COMP	*	1 1873-	1 1873-	1			
2	1725-702-530-20	FRAME/RH COMP	*	1 -1872	1 -1872				
2A	1725-702-530-30	FRAME/RH COMP	*	1 1873-	1 1873-	1			
3	V304-460-014-00	NUT/M14	*	8	8				
4	V401-160-014-00	WASHER,SP/M14	*	8	8				
5	1739-702-001-10	PLATE/L/38X114	*	2	2				
6	V211-360-802-00	BOLT/SP	*	4 -1989	4 -1989				
6A	V211-360-802-50	BOLT/SP	*	4 1990-	4 1990-				
7	V201-261-005-00	BOLT/M10X50	*	2 1875-	2 1875-				
8	V304-260-010-00	NUT	*	2 1875-	2 1875-				
9	1725-702-500-30	FRAME/UPPER COMP	*	1	1		7F		
10	1640-702-003-00	BOLT/SET/M16X60	*	2	2				
11	V304-260-016-00	NUT/M16	*	2	2				
12	V401-160-016-00	WASHER,SP/M16	*	2	2				
13	V411-260-016-00	WASHER / M16	*	2	2				
14	1640-702-004-00	PIN/20X58	*	2	2				
15	V720-112-401-80	O-RING/P18	*	2	2				
16	1673-525-002-20	LINKPIN	*	2 -5279	2 -5279				
16A	1673-525-002-30	LINKPIN	*	2 5280-	2 5280-	1			
17	V720-101-900-90	O-RING/P 9	*	2	2				
18	1560-314-001-00	INSULATOR	*	2 -1874	2 -1874				

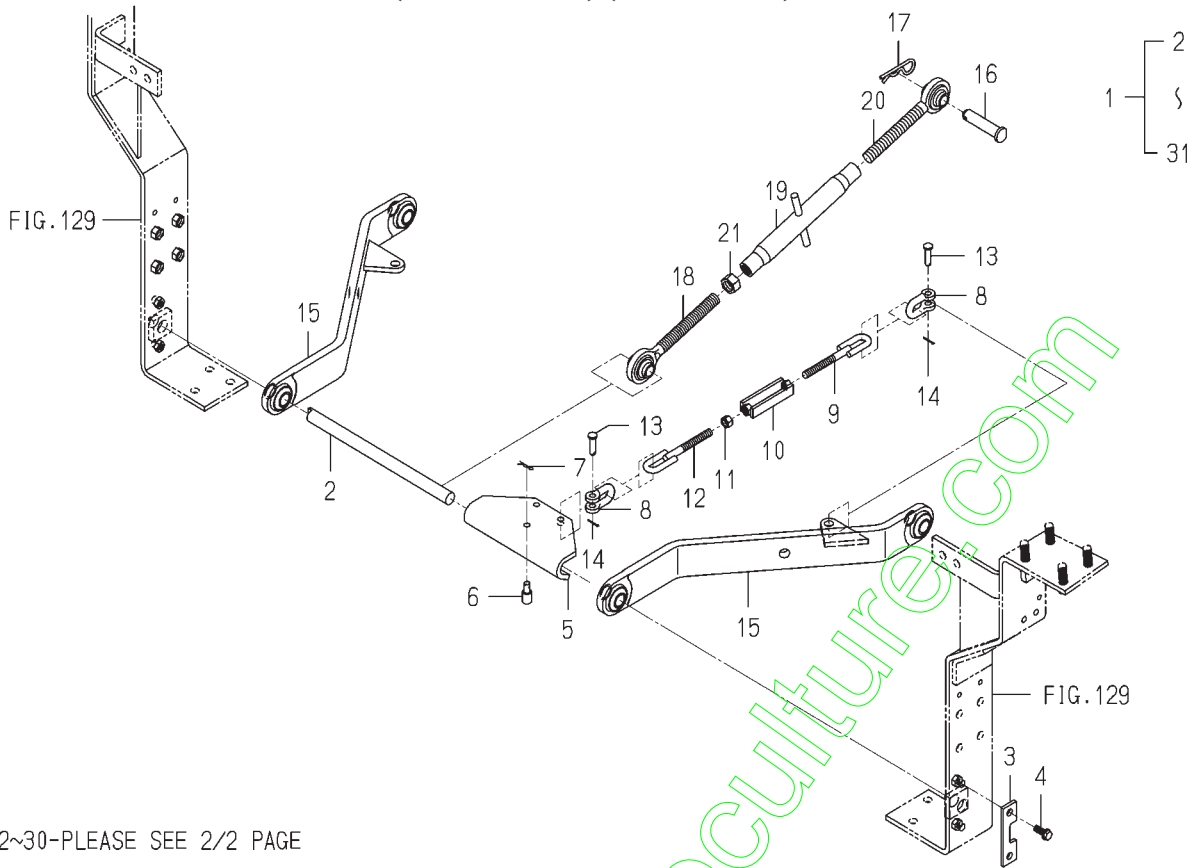
FIG.135 LABEL(E6 TYPE NO.1-6112)



1739-904 -0100

KEY	PART CODE	DESCRIPTION	S P C	TYPE OF MODEL		I T C	C O L	G R P	REMARKS
				TXG23					
1	1674-904-001-00	LABEL/DRIVE	*	1 -6058	1 -6058				
1A	1739-904-002-00	LABEL/DRIVE/A	*	1 6059-	1 6059-				
2	1739-904-003-00	LABEL/DRIVE/B	*	1 6059-	1 6059-				
3	1705-902-006-00	LABEL/W/FAN	*	2	2				
4	1636-901-022-00	LABEL/CAUTION/BATTER	*	1	1				
5	1674-904-008-00	LABEL/WARNING/BELT	*	1	1				
6	1739-904-001-00	LABEL/WARNING/HOT	*	1	1				
7	1674-904-002-10	LABEL/ETHER	*	1	1				
8	1674-904-003-00	LABEL/RADIATOR	*	1 -2158	1 -2158				
8A	1705-902-008-00	LABEL/W/RADIATOR	*	1 2159-	1 2159-				
9	1674-904-004-00	LABEL/TRAILER	*	1	1				
10	8654-901-002-00	LABEL/PTO	*	1	1				
11	1705-902-007-00	LABEL/W/STARTER	*	1	1				
12	1705-904-002-00	LABEL/BATTERY	*	1 -1482	1 -1482				
12A	1705-904-002-10	LABEL/BATTERY	*	1 1483-	1 1483-	1			
13	1705-904-001-00	LABEL/FUEL	*	1 -6058	1 -6058				
13A	1739-904-004-00	LABEL/FUEL	*	1 6059-	1 6059-				
14	1674-904-005-00	LABEL/ROPS	*	1	1				
15	1728-903-003-00	LABEL/BATTERY	*	1 6059-	1 6059-				

**FIG.147 LINK(LOWER)&LINK(TOP) SET(1/2)
(TH TYPE)(OPTION)**

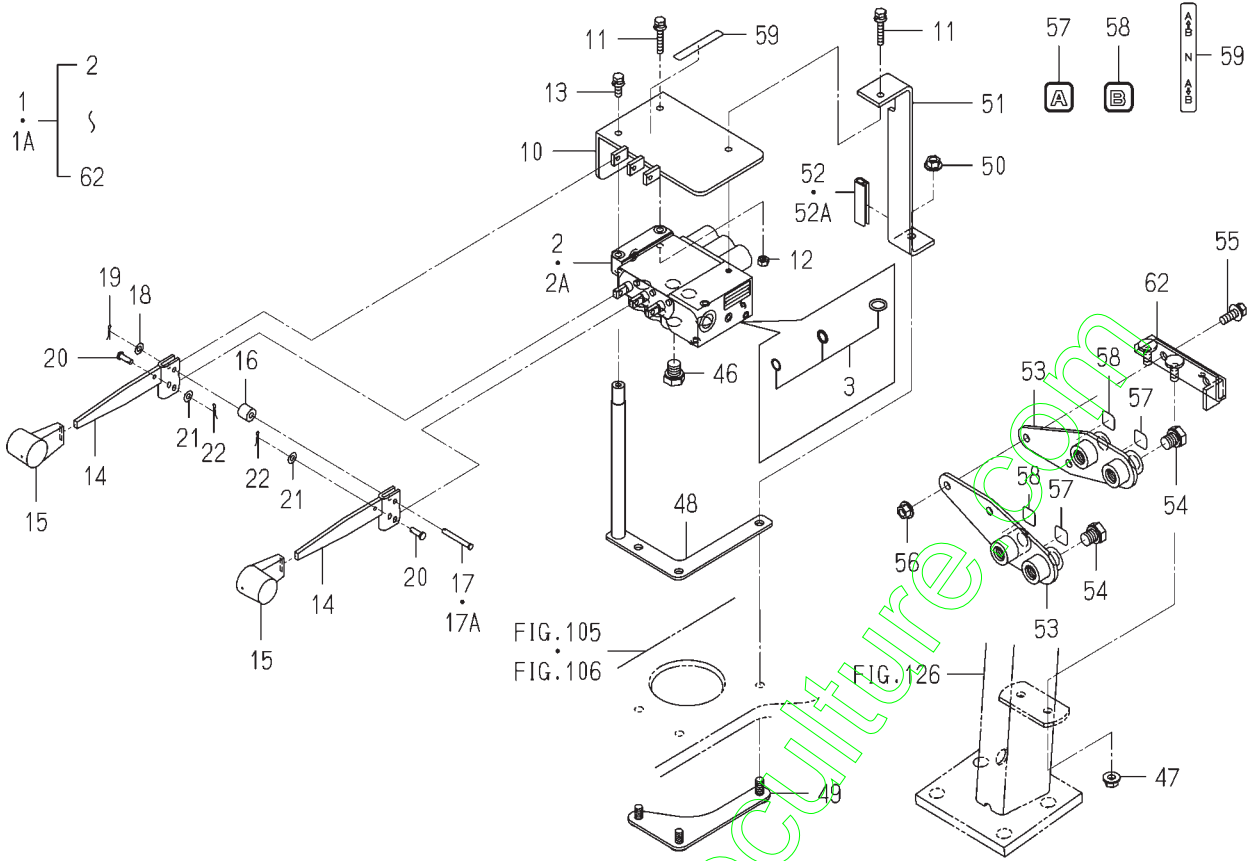


22~30-PLEASE SEE 2/2 PAGE

1739-514B-0100

KEY	PART CODE	DESCRIPTION	S P C	TYPE OF MODEL		I T C	C O L	G R P	REMARKS
				TXG23					
1	1739-514-300-00	LOWERLINK/TOPLINK	T		1				
2	1725-514-001-00	ROD/22X353	T		1				
3	1725-514-002-00	PLATE/STOPPER	T		2				
4	V211-561-003-00	BOLT/M10X30	T		4				
5	1725-514-003-00	PLATE/CHECKCHAIN	T		1				
6	1725-514-004-00	PIN/STOPPER	T		1				
7	V560-160-010-00	PIN/SNAP	T		1				
8	1427-511-002-00	SHACKLE	T		4				
9	1725-514-200-00	CHAIN/CHECK/LH COMP	T		2				
10	1614-514-280-00	BUCKLE/TURN COMP	T		2				
11	V304-260-012-00	NUT/M12	T		2				
12	1725-514-210-00	CHAIN/CHECK/RH COMP	T		2				
13	1427-511-001-00	PIN/10X32	T		4				
14	V500-162-502-00	PIN,SPLIT/2.5X20	T		4				
15	1725-514-220-00	LINK/LOWER COMP	T		2				
16	7930-601-002-00	PIN/19X86	T		2				
17	1444-514-005-10	PIN,HAIR (19)	T		2				
18	1725-514-240-00	LINK/TOP/RH COMP	T		1				
19	1614-514-310-00	SCREW/LH COMP	T		1				
20	1614-514-320-00	BUCKLE/TURN COMP	T		1				
21	V304-260-020-00	NUT/M20	T		1				
22	1725-515-200-00	ROD/LIFT/LH COMP	T		1				
23	1725-515-210-00	SCREW/RH COMP	T		1				
24	1725-515-220-00	SCREW/RH COMP	T		1				
25	1725-515-230-00	BUCKLE/TURN COMP	T		1				
26	V304-260-020-00	NUT/M20	T		1				
27	1560-526-001-40	PIN/16X51	T		2				
28	1305-931-003-00	PIN,HAIR	T		2				
29	1716-502-004-00	PIN/19X92	T		2				
30	V304-260-016-00	NUT/M16	T		2				

**FIG.148 VALVE(REMOTE/2DR-1S)SET(1/2)
(EXCEPT E6,G,V TYPE)(OPTION)**

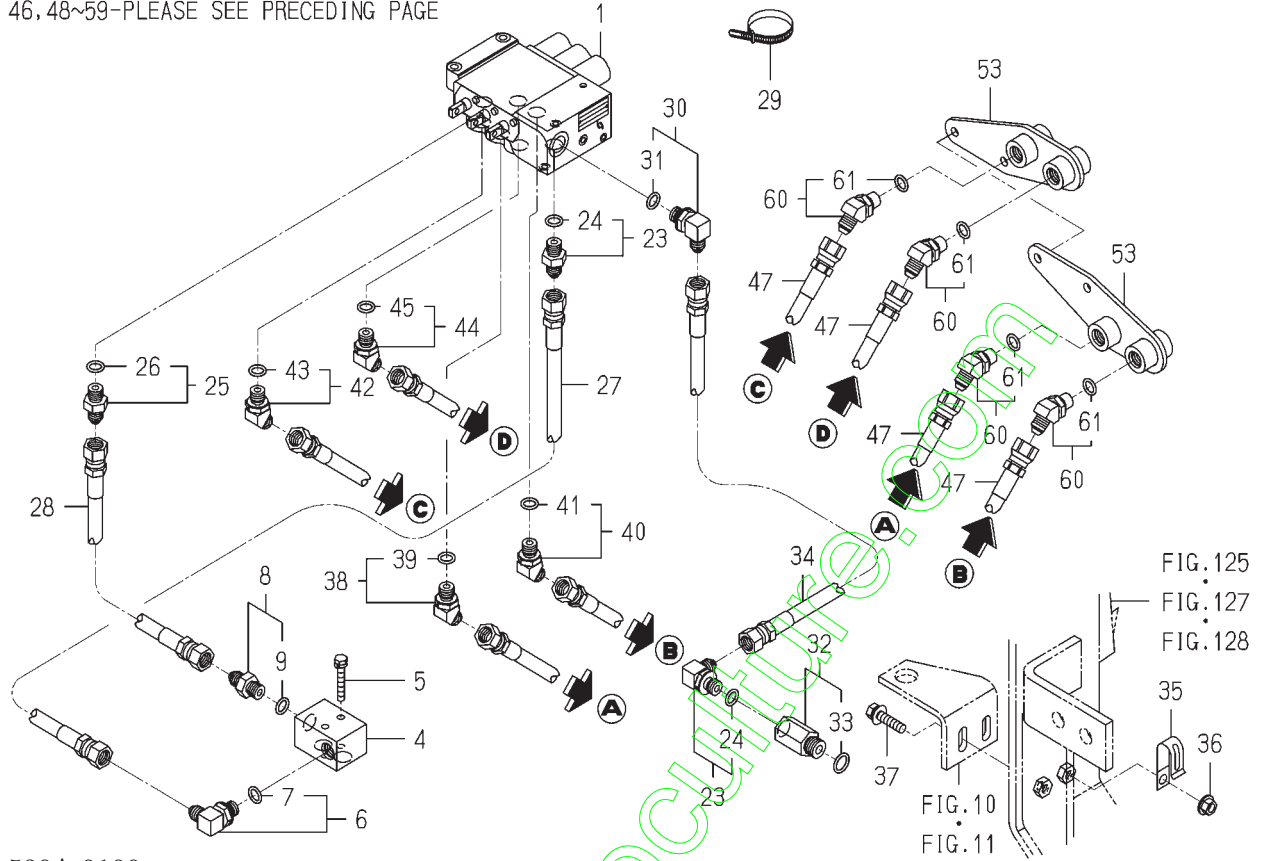


1739-530A-0100

KEY	PART CODE	DESCRIPTION	S P C	TYPE OF MODEL		I T C	C O L	G R P	REMARKS
				TXG23					
1	1739-530-300-10	VALVE/REMOTE/2D SET	T	1 -2250	1 -2250	1			
1A	1739-530-300-20	VALVE/REMOTE/2D SET	T	1 2251-	1 2251-	1			
2	1739-530-200-10	VALVE/CONTROL/2 ASSY	T	1 -2250	1 -2250	3			
2A	1728-508-270-00	VALVE/1S-2D ASSY	T	1 2251-	1 2251-				
3	1739-530-410-00	KIT/SEAL SET	T	1 -2250	1 -2250				
4	1739-508-001-10	COVER/ATTACHMENT	T	1	1	1			
5	V210-560-604-00	BOLT/S	T	2	2				
6	1725-508-310-00	ADAPTER/LG1/4 ASSY	T	1	1				
7	V720-112-401-10	RING/O	T	1	1				
8	1725-509-260-00	ADAPTER/G1/4 ASSY	T	1	1				
9	V720-112-401-10	RING/O	T	1	1				
10	1739-530-220-00	COVER/VALVE COMP	T	1	1				
11	V210-360-603-50	BOLT/SP	T	2	2				
12	V301-260-006-00	NUT/M6	T	1	1				
13	V210-360-602-00	BOLT/SP	T	1	1				
14	1636-505-220-00	LEVER/125 COMP	T	2	2				
15	1444-307-007-00	GRIP	T	2	2				
16	1739-530-002-10	COLLAR/06X14X13	T	1	1	1			
17	1739-530-003-00	PIN/05X39	T	1 -2250	1 -2250				
17A	1739-530-003-10	PIN/05X39	T	1 2251-	1 2251-	1			
18	V411-260-005-00	WASHER	T	1	1				
19	V560-160-005-00	PIN/SNAP	T	1	1				
20	1739-530-004-00	PIN/05X17	T	2	2				
21	V411-260-005-00	WASHER	T	2	2				
22	V560-160-005-00	PIN/SNAP	T	2	2				
23	1725-509-260-00	ADAPTER/G1/4 ASSY	T	1	1				
24	V720-112-401-10	RING/O	T	1	1				
25	1725-509-260-00	ADAPTER/G1/4 ASSY	T	1	1				
26	V720-112-401-10	RING/O	T	1	1				
27	1739-530-240-00	HOSE/VALVE/800 ASSY	T	1	1				

FIG.148 VALVE(REMOTE/2DR-1S)SET(2/2) (EXCEPT E6,G,V TYPE)(OPTION)

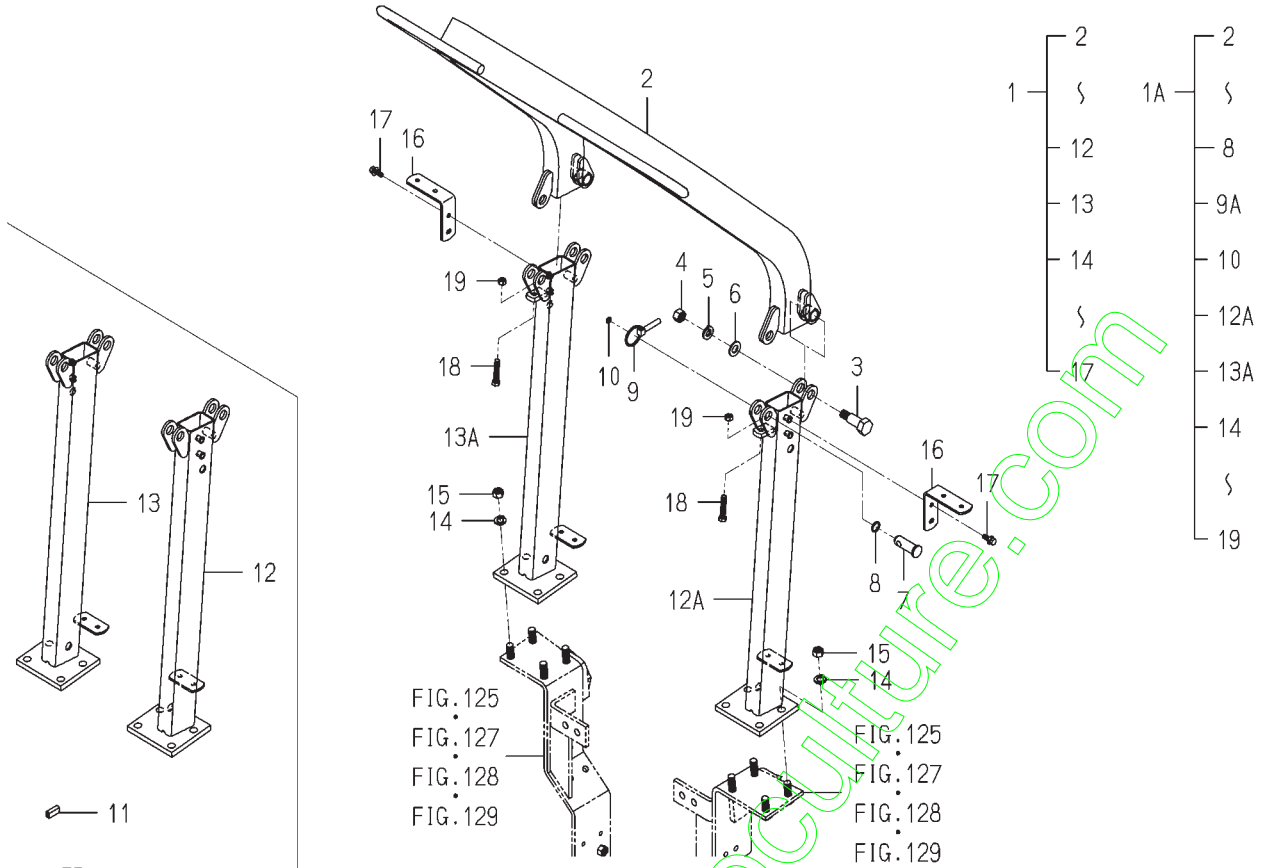
46, 48~59-PLEASE SEE PRECEDING PAGE



1739-530A-0100

KEY	PART CODE	DESCRIPTION	S P C	TYPE OF MODEL		I T C	C O L	G R P	REMARKS
				TXG23					
28	1739-530-240-00	HOSE/VALVE/800 ASSY	T	1	1				
29	1342-402-006-00	BAND/WIRE/250	T	1	1				
30	1725-508-310-00	ADAPTER/L/G1/4 ASSY	T	2	2				
31	V720-112-401-10	RING/O	T	2	2				
32	1739-201-200-10	ADAPTER/G3/8-PF1/4	T	1	1				
33	V720-112-401-40	O-RING/P14	T	1	1				
34	1739-530-240-00	HOSE/VALVE/800 ASSY	T	1	1				
35	1425-621-004-00	HOLDER/JE/9-9	T	1	1				
36	V362-260-008-00	NUT/WASHER	T	1	1				
37	V211-360-803-50	BOLT/SP	T	1	1				
38	1739-530-290-00	ADAPTER/45B/G1/ ASSY	T	1	1				
39	V720-112-401-10	RING/O	T	1	1				
40	1739-530-290-00	ADAPTER/45B/G1/ ASSY	T	1	1				
41	V720-112-401-10	RING/O	T	1	1				
42	1739-530-290-00	ADAPTER/45B/G1/ ASSY	T	1	1				
43	V720-112-401-10	RING/O	T	1	1				
44	1739-530-290-00	ADAPTER/45B/G1/ ASSY	T	1	1				
45	V720-112-401-10	RING/O	T	1	1				
46	P118-702-033-00	PLUG	T	1	1				
47	1739-530-270-00	HOSE ASSY	T	4	4				
48	1739-530-320-10	STAY/UNDER/A COMP	T	1	1	1			
49	1739-530-330-00	STAY/UNDER/B COMP	T	1	1				
50	V363-260-008-00	NUT/WASHER	T	3	3				
51	1739-530-009-10	BRACKET/VALVE	T	1	1	1			
52	3666-202-005-00	PROTECTOR	T	1	1				
52A	3666-202-005-10	PAD/50	T	1 2283	1 2283			1	
53	1739-530-310-00	STAY/PIPE COMP	T	2 2284	2 2284				
54	P118-702-033-00	PLUG	T	4	4				
55	V211-360-802-50	BOLT/SP	T	2	2				
56	V363-260-008-00	NUT/WASHER	T	4	4				

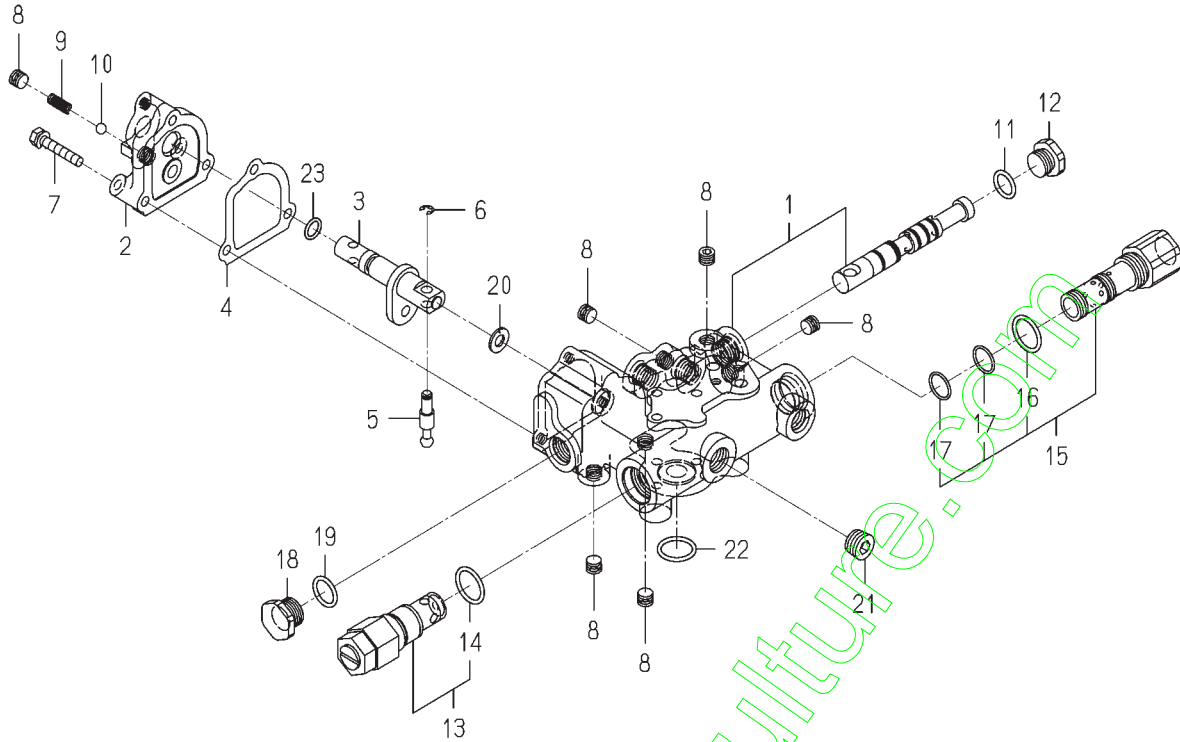
FIG.154 FRAME(SF-188) SET (EXCEPT E6,RL TYPE)(OPTION)



1739-702Y-0100

KEY	PART CODE	DESCRIPTION	S P C	TYPE OF MODEL		I T C	C O L	G R P	REMARKS
				TXG23					
1	1739-702-500-00	FRAME/SF-188 SET	T	1 -999994	1 -999994				
1A	1739-702-500-10	FRAME/SF-188 SET	T	1 999999E-	1 999999E-	1			
2	1725-702-500-30	FRAME/UPPER COMP	T	1	1		7F		
3	1640-702-003-00	BOLT/SET/M16X60	T	2	2				
4	V304-260-016-00	NUT/M16	T	2	2				
5	V401-160-016-00	WASHER,SP/M16	T	2	2				
6	V411-260-016-00	WASHER / M16	T	2	2				
7	1640-702-004-00	PIN/20X58	T	2	2				
8	V720-112-401-80	O-RING/P18	T	2	2				
9	1673-525-002-20	LINKPIN	T	2 -5279	2 -5279				
9A	1673-525-002-30	LINKPIN	T	2 5280-	2 5280-	1			
10	V720-101-900-90	O-RING/P 9	T	2	2				
11	1560-314-001-00	INSULATOR	T	2 -99999E	2 -99999E				
12	1725-702-520-20	FRAME/LH COMP	T	1 -1872	1 -1872				
12A	1725-702-520-30	FRAME/LH COMP	T	1 1873-	1 1873-	1			
13	1725-702-530-20	FRAME/RH COMP	T	1 -1872	1 -1872				
13A	1725-702-530-30	FRAME/RH COMP	T	1 1873-	1 1873-	1			
14	V401-160-014-00	WASHER,SP/M14	T	8	8				
15	V304-460-014-00	NUT/M14	T	8	8				
16	1739-702-001-10	PLATE/L/38X114	T	2	2				
17	V211-360-802-00	BOLT/SP	T	4	4				
18	V201-261-005-00	BOLT/M10X50	T	2 99999E-	2 99999E-				
19	V304-260-010-00	NUT	T	2 99999E-	2 99999E-				

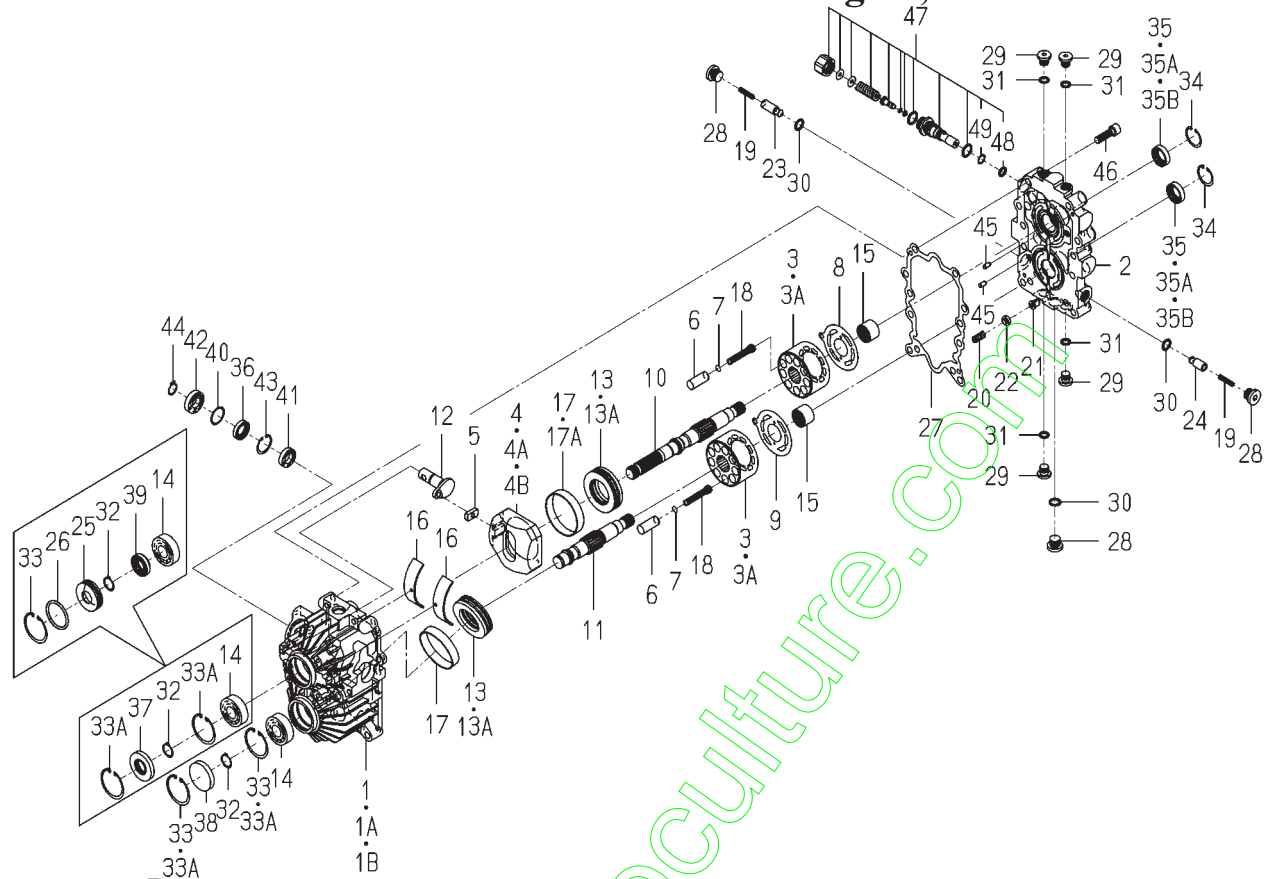
FIG.156 COMPONENT PARTS FOR K211-066-000-10 ON Fig.80,81,82,83



K211-066-000-1J

KEY	PART CODE	DESCRIPTION	S P C	TYPE OF MODEL		I T C	C O L	G R P	REMARKS
				TXG23					
1	K211-066-200-00	VALVE ASSY	*	1	1				
2	K211-066-003-00	COVER/DVS2/066	*	1	1				
3	K211-066-300-00	SPOOL/ROTARY/066	*	1	1				
4	K211-066-005-10	GASKET/DVS2/066	*	1	1				
5	K211-066-006-00	PIN/SPOOL	*	1	1				
6	V710-140-004-00	RING,SNAP/ 4 E	*	1	1				
7	V210-560-603-50	BOLT/S	*	3	3				
8	V780-140-000-2T	PLUG/SCREW/SEAL	*	6	6				
9	K211-066-004-00	SPRING/HC017	*	1	1				
10	V682-200-001-00	BALL	*	1	1				
11	V720-112-401-40	O-RING/P14	*	1	1				
12	K211-008-011-00	PLUG	*	1	1				
13	K250-054-000-00	VALVE/RELIEF	*	1	1				
14	V720-112-402-00	O-RING/P20	*	1	1				
15	K211-066-100-00	VALVE/FROCON SET	*	1	1				
16	V720-112-402-00	O-RING/P20	*	1	1				
17	V723-111-501-60	O-RING	*	2 -5445	2 -5445				
17	V723-111-501-60	O-RING	*	1 5446-	1 5446-				
18	K234-001-005-00	PLUG/M18	*	1	1				
19	V720-112-401-60	O-RING/P16	*	1	1				
20	K211-066-007-00	WASHER/THRUST/8X16	*	1	1				
21	V780-140-000-6T	PLUG/SCREW/SEAL	*	1	1				
22	V720-112-402-00	O-RING/P20	*	1	1				
23	V720-112-401-00	O-RING/P10	*	1	1				

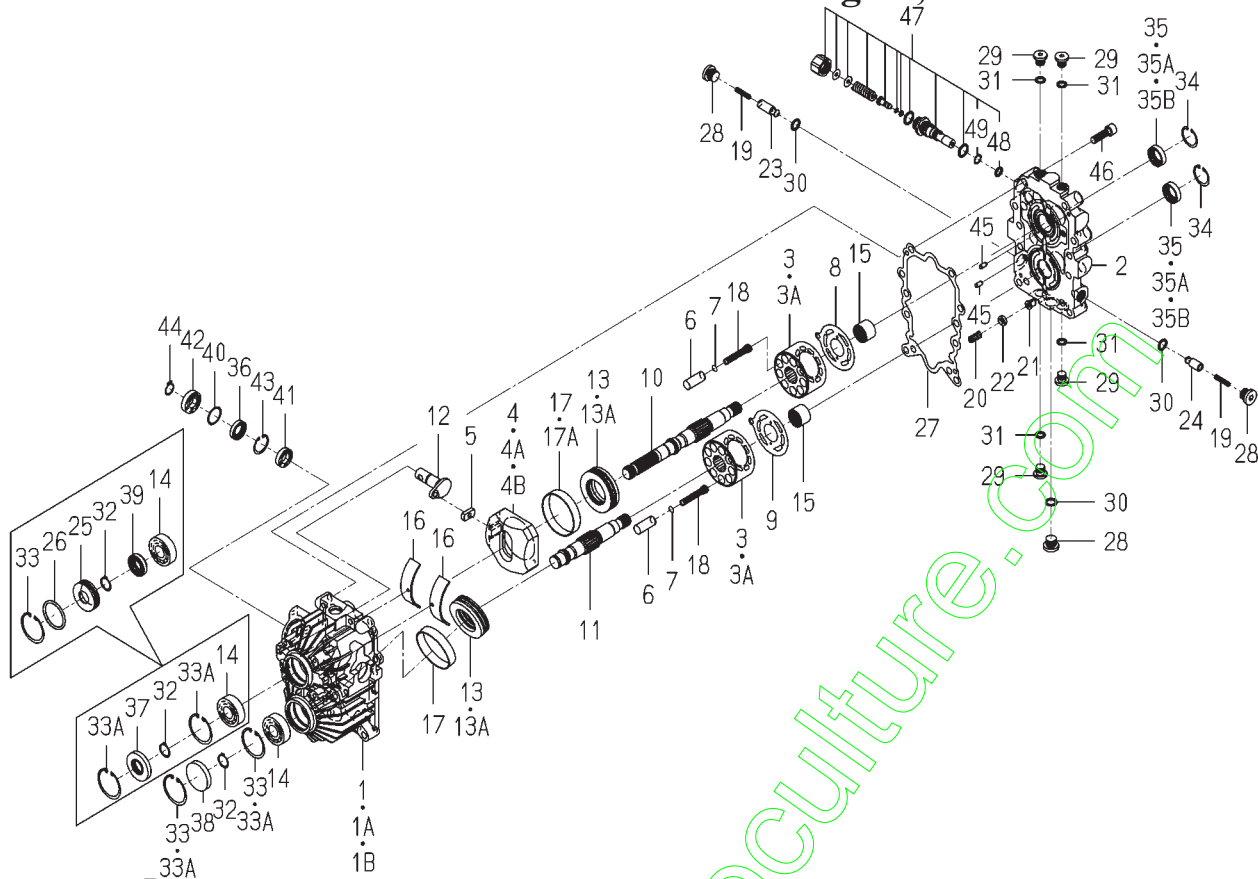
**FIG.157 COMPONENT PARTS
FOR K510-001-000-10 ON Fig.22,23**



K510-001-000-1R

KEY	PART CODE	DESCRIPTION	S P C	TYPE OF MODEL		I T C	C O L	G R P	REMARKS
				TXG23					
1	K510-001-001-00	CASE	*	1 -2282	1 -2282				
1A	K510-001-001-10	CASE	*	1 -2624	1 -2624	1			
1B	K510-001-001-20	CASE	*	1 2625-	1 2625-	3			
2	K510-001-004-00	BLOCK/PORT	*	1 1346-	1 1346-				
3	K510-001-005-00	BLOCK/CYLINDER	*	2 -4232	2 -4232				
3A	K510-002-005-00	BLOCK/CYLINDER	*	2 4233-	2 4233-				
4	K510-001-006-00	PLATE/SWASH	*	1 -2624	1 -2624				
4A	K510-006-006-00	PLATE,SWASH	*	1 -4591	1 -4591				
4B	K510-006-006-10	PLATE/SWASH	*	1 4592-	1 4592-	3			
5	K510-001-007-00	METAL/SLIDE	*	1 1346-	1 1346-				
6	K510-001-008-00	PISTON	*	18 1346-	18 1346-				
7	K510-001-009-00	SHIM/0.9	*	18 1346-	18 1346-				
8	K510-001-010-00	PLATE/VALVE/PUMP	*	1 1346-	1 1346-				
9	K510-001-011-00	PLATE/VALVE/MOTOR	*	1 1346-	1 1346-				
10	K510-001-012-00	SHAFT/PUMP	*	1 1346-	1 1346-				
11	K510-001-013-00	SHAFT/MOTOR	*	1 1346-	1 1346-				
12	K510-001-014-00	ARM/TRANION	*	1 1346-	1 1346-				
13	K510-001-015-00	BEARING/THRUST	*	2 -2624	2 -2624				
13A	K510-006-015-00	BEARING/THRUST	*	2 2625-	2 2625-				
14	V600-110-620-40	BEARING, RB/6204	*	2 1346-	2 1346-				
15	K510-001-016-00	NEEDLE	*	2 1346-	2 1346-				
16	K510-001-017-00	BUSH/95X100X22	*	2 1346-	2 1346-				
17	K510-001-018-00	BUSH/68X71X14	*	2 -2624	2 -2624				
17A	K510-001-018-00	BUSH/68X71X14	*	1 2625-	1 2625-				
18	K510-001-019-00	SPRING/HC053	*	18 1346-	18 1346-				
19	K510-001-020-00	SPRING/HC030	*	2 1346-	2 1346-				
20	K510-003-021-00	SPRING/HC021	*	1 1346-	1 1346-				
21	K510-003-022-00	POPPET/RELIEF	*	1 1346-	1 1346-				
22	K510-003-037-00	PLATE/SPRING	*	1 1346-	1 1346-				
23	K510-005-023-00	POPPET/CHECK/0.5	*	1 1346-	1 1346-				

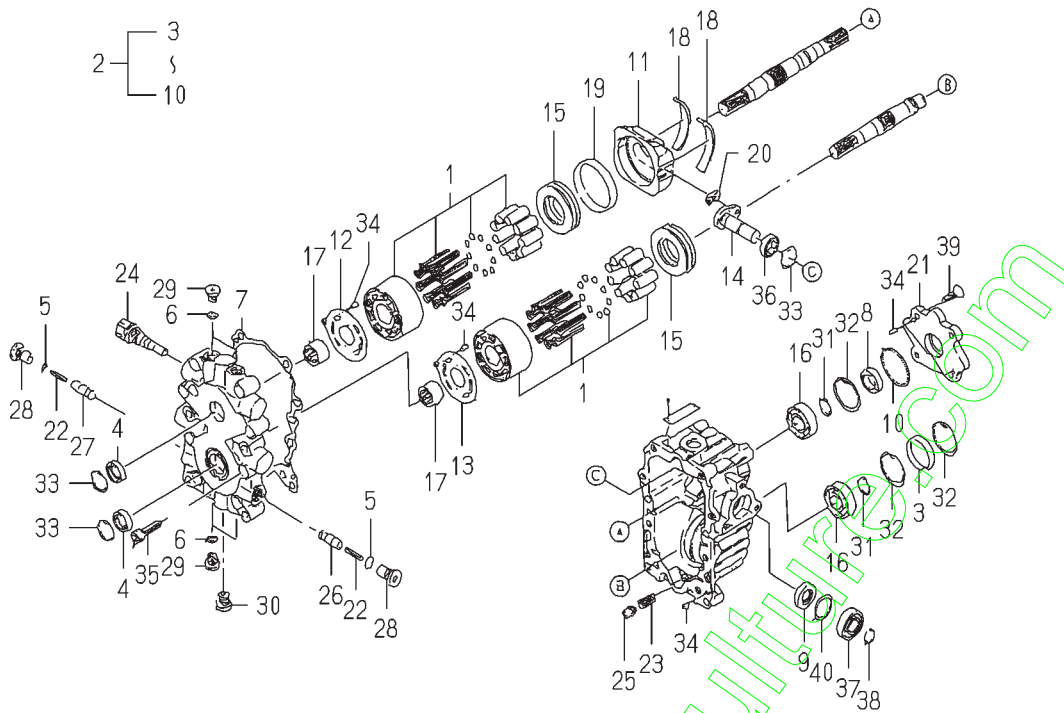
**FIG.157 COMPONENT PARTS
FOR K510-001-000-10 ON Fig.22,23**



K510-001-000-1R

KEY	PART CODE	DESCRIPTION	S P C	TYPE OF MODEL		I T C	C O L	G R P	REMARKS
				TXG23					
24	K 5 1 0 - 0 0 1 - 0 2 4 - 0 0	POPET(CHECK/1.6)	*	1 1346-	1 1346-				
25	K 5 1 0 - 0 0 1 - 0 2 5 - 0 0	COLLAR/23X47X12	*	1 -2282	1 -2282				
26	V 7 2 0 - 1 0 3 - 5 0 4 - 1 0	O-RING /P41	*	1 -2282	1 -2282				
27	K 5 1 0 - 0 0 1 - 0 2 6 - 0 0	GASKET	*	1 1346-	1 1346-				
28	K 5 1 0 - 0 0 1 - 0 2 9 - 0 0	PLUG(G3/8)	*	3 1346-	3 1346-				
29	K 2 7 5 - 0 0 1 - 0 0 3 - 0 0	PLUG(PF1/4)	*	4 1346-	4 1346-				
30	V 7 2 0 - 1 1 2 - 4 0 1 - 4 0	O-RING/P14	*	3 1346-	3 1346-				
31	V 7 2 0 - 1 1 2 - 4 0 1 - 1 0	RING/O	*	4 1346-	4 1346-				
32	V 7 0 4 - 1 4 0 - 0 2 0 - 0 0	RING,SNAP/20C	*	2 1346-	2 1346-				
33	V 7 0 5 - 1 4 0 - 0 4 7 - 0 0	RING,SNAP/47 C	*	3 -2275	3 -2275				
33A	V 7 0 5 - 1 4 0 - 0 4 7 - 0 0	RING,SNAP/47 C	*	4 2283-	4 2283-				
34	V 7 0 5 - 1 4 0 - 0 3 2 - 0 0	RING,SNAP/32 C	*	2 1346-	2 1346-				
35	V 7 4 4 - 1 2 0 - 3 2 0 - 8 0	SEAL,OIL/TC20328	*	2 -2283	2 -2283				
35A	K 5 1 0 - 0 0 1 - 0 3 0 - 0 0	SEAL/OIL	*	2 -3683	2 -3683				
35B	K 5 1 0 - 0 0 1 - 0 3 9 - 0 0	OILSEAL	*	2 3684-	2 3684-				
36	K 5 1 0 - 0 0 1 - 0 3 1 - 0 0	SEAL/OIL	*	1 1346-	1 1346-				
37	V 7 4 4 - 1 2 0 - 4 7 0 - 7 0	SEAL/OIL	*	1 2283-	1 2283-				
38	1 4 2 1 - 2 0 1 - 0 0 2 - 0 0	SEAL/47	*	1 1346-	1 1346-				
39	K 5 1 0 - 0 0 1 - 0 3 2 - 0 0	SEAL/OIL	*	1 -2282	1 -2282				
40	K 5 1 0 - 0 0 1 - 0 3 4 - 0 0	WASHER/25X30X1	*	1 1346-	1 1346-				
41	V 6 0 0 - 1 1 0 - 6 9 0 - 3 0	BEARING	*	1 1346-	1 1346-				
42	V 6 0 0 - 1 5 0 - 6 0 0 - 3 0	BEARING,RB/6003SS	*	1 1346-	1 1346-				
43	V 7 0 5 - 1 4 0 - 0 3 0 - 0 0	RING,SNAP/30 C	*	1 1346-	1 1346-				
44	V 7 0 4 - 1 4 0 - 0 1 7 - 0 0	RING,SNAP/17 C	*	1 1346-	1 1346-				
45	K 5 1 0 - 0 0 1 - 0 3 6 - 0 0	PIN,ST	*	4 1346-	4 1346-				
46	V 2 2 0 - 5 4 1 - 0 0 3 - 5 0	SCREW/SOCKET	*	8 1346-	8 1346-				
47	K 5 1 0 - 0 0 1 - 1 0 0 - 0 0	VALVE/RELIEF SET	*	1 1346-	1 1346-				
48	V 7 2 0 - 1 1 2 - 4 0 1 - 2 0	O-RING/P12	*	1 1346-	1 1346-				
49	V 7 3 0 - 1 0 1 - 6 0 1 - 2 0	RING/BACKUP	*	1 1346-	1 1346-				

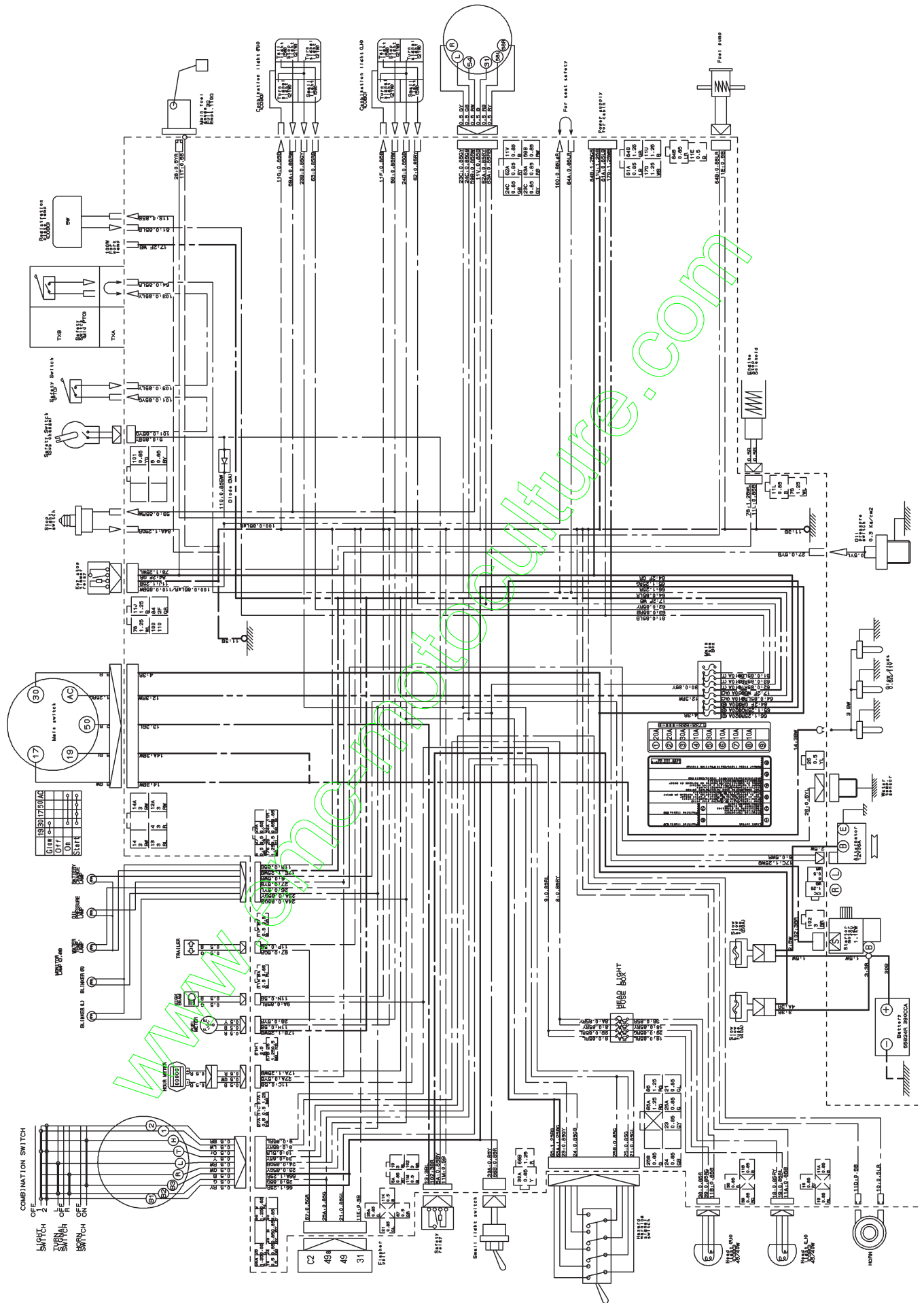
**FIG.159 COMPONENT PARTS
FOR 1725-210-210-00 ON Fig.22**



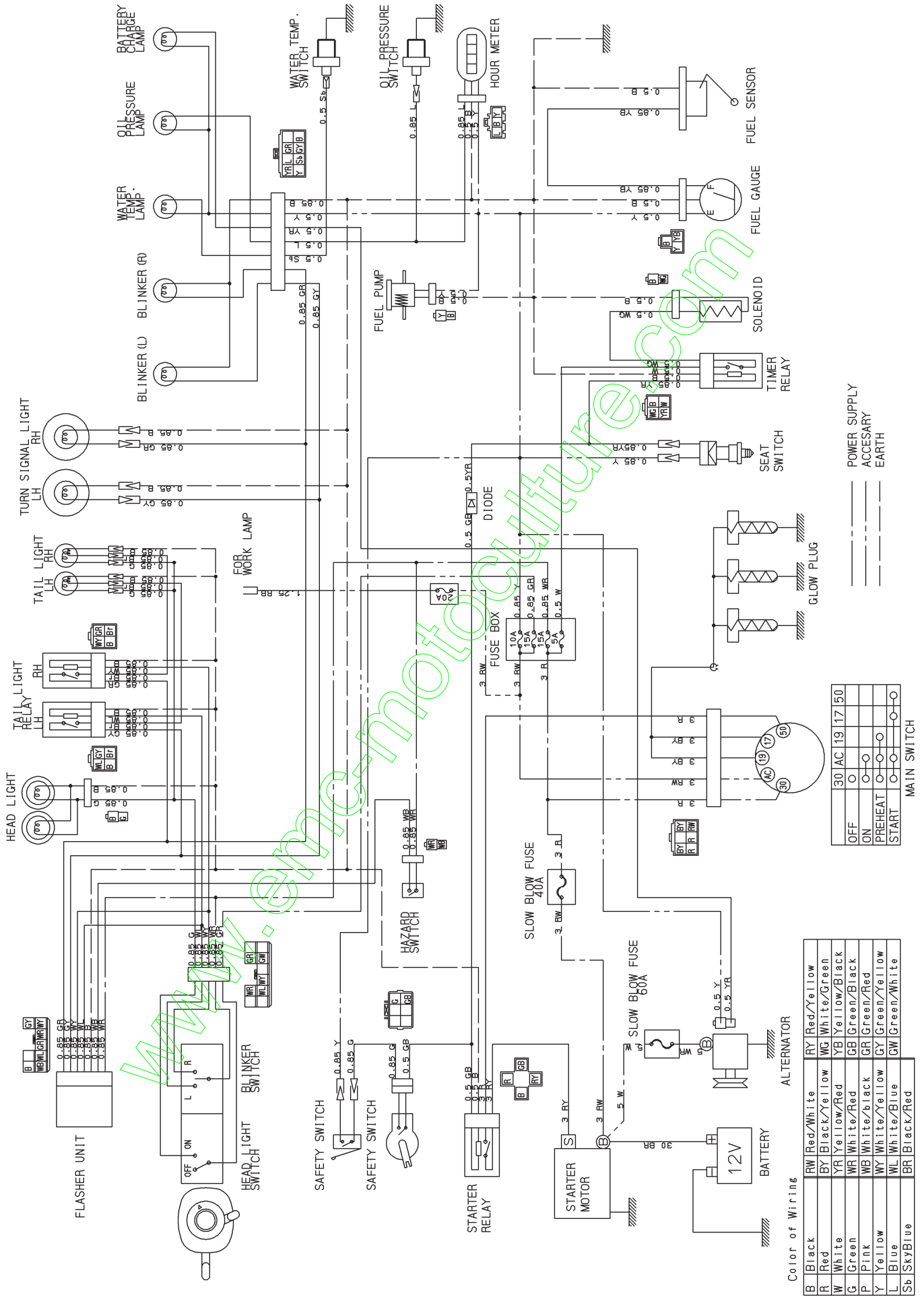
1725-210-210-0E

KEY	PART CODE	DESCRIPTION	S P C	TYPE OF MODEL		I T C	C O L	G R P	REMARKS
				TXG23					
1	1689-201-280-00	BLOCK/CYLINDER ASSY	*	2 -1345	2 -1345				
2	1725-210-230-00	SEAL/HST SET	*	1 -1345	1 -1345				
3	1683-202-507-00	PLUG/BOA	*	1 -1345	1 -1345				
4	1683-202-524-00	SEAL/OIL	*	2 -1345	2 -1345				
5	V720-112-401-40	O-RING/P14	*	3 -1345	3 -1345				
6	V720-112-401-10	RING/O	*	4 -1345	4 -1345				
7	1683-202-525-00	GASKET	*	1 -1345	1 -1345				
8	1683-202-531-00	SEAL/OIL	*	1 -1345	1 -1345				
9	1689-201-205-00	SEAL/OIL	*	1 -1345	1 -1345				
10	1683-202-538-00	RING/O	*	1 -1345	1 -1345				
11	1705-202-212-00	PLATE/SWASH	*	1 -1345	1 -1345				
12	1689-201-201-00	PLATE/VALVE	*	1 -1345	1 -1345				
13	1683-202-503-00	PLATE/VALVE	*	1 -1345	1 -1345				
14	1725-210-211-00	SHAFT/TRUNNION/S/A	*	1 -1345	1 -1345				
15	1705-202-213-00	BEARING/THRUST	*	2 -1345	2 -1345				
16	1683-202-509-00	BEARING/BALL	*	2 -1345	2 -1345				
17	1683-202-511-00	BEARING/NEEDLE	*	2 -1345	2 -1345				
18	1683-202-512-00	BUSH	*	2 -1345	2 -1345				
19	1683-202-513-00	BUSH	*	1 -1345	1 -1345				
20	1683-202-514-00	METAL/SLIDE	*	1 -1345	1 -1345				
21	1683-202-515-00	COVER	*	1 -1345	1 -1345				
22	1683-202-516-00	SPRING	*	2 -1345	2 -1345				
23	1683-202-517-00	SPRING	*	1 -1345	1 -1345				
24	1705-202-214-00	VALVE/S/A	*	1 -1345	1 -1345				
25	1683-202-519-00	VALVE/S/A	*	1 -1345	1 -1345				
26	1725-210-212-00	POPPET	*	1 -1345	1 -1345				
27	1725-210-213-00	POPPET	*	1 -1345	1 -1345				
28	1705-202-216-00	PLUG	*	2 -1345	2 -1345				
29	1683-202-523-00	PLUG	*	4 -1345	4 -1345				
30	1683-202-522-00	PLUG	*	1 -1345	1 -1345				

WIRING DIAGRAM(E4)(OLD)



WIRING DIAGRAM(E6)



Numerical Index

6004-097-291-20

Part Code	Fig. Key	Part Code	Fig. Key	Part Code	Fig. Key
1373-121-001-00	26 4	6209-600-004-00	10 23	6211-291-001-10	6 25
3625-540-004-00	10 37	6209-600-006-00	8 2	6211-292-001-20	6 26
3632-360-036-00	24 6	6209-605-004-10	2 3		32 11
3640-586-004-00	24 8-A	6209-605-007-00	10 19-A	6211-310-025-30	10 1
3805-355-002-20	8 2-A	6209-610-001-10	6 3	6211-310-025-40	10 1-A
3817-401-001-00	10 8	6209-610-002-10	10 3	6211-311-048-00	10 38
	13 20	6209-610-007-00	10 3-A	6211-311-048-10	10 38-A
	20 14	6209-610-008-00	6 7	6211-312-003-20	10 26
	20 19	6209-610-009-00	6 4		32 14
	23 8	6209-625-001-00	6 14-A	6211-312-004-20	10 39
6004-010-066-00	1 1		32 10-A		32 15
6209-000-002-00	13 18	6209-625-002-00	10 5	6211-322-002-00	10 44
6209-000-003-00	2 7		32 12	6211-341-064-00	9 1
6209-000-004-10	6 2	6209-625-012-00	6 14	6211-342-002-10	9 2
6209-000-043-00	17 10-A		32 10	6211-361-069-00	8 1
	18 9	6209-630-002-10	27 6	6211-510-001-00	6 10
6209-000-044-00	2 7-A		28 7	6211-511-003-00	6 11
6209-030-043-00	23 17		29 7	6211-511-004-00	6 12
6209-044-001-00	23 25		32 21	6211-540-001-00	7 1
6209-046-015-00	17 7	6209-704-009-00	24 7	6211-560-001-00	7 3
	18 7	6209-730-002-00	17 4	6211-599-001-10	6 13
6209-050-002-00	10 35		18 4		7 2
6209-050-003-00	10 31	6209-730-005-00	14 3		7 4
6209-300-014-00	2 8		23 11	6211-751-001-10	3 2
6209-360-018-00	24 3	6209-740-001-00	10 25	6211-760-022-00	6 31
6209-360-021-00	24 5	6209-740-005-00	6 17	6211-777-007-30	11 1
6209-360-028-10	3 6	6209-749-001-20	6 15		12 1
6209-360-028-20	3 6-A	6209-788-001-00	6 29	6212-111-094-00	15 1
6209-360-120-00	24 5-A	6209-920-002-00	10 18	6212-111-094-10	15 1-A
6209-409-003-00	13 17		19 14	6212-111-094-20	15 1-B
6209-440-003-00	15 7		32 13	6212-114-094-00	16 1
6209-440-005-00	28 4	6209-940-004-00	13 14	6212-114-094-10	16 1-A
	29 4	6211-110-057-20	2 1	6212-114-094-20	16 1-B
6209-490-002-10	3 4	6211-110-057-30	2 1-A	6212-116-094-00	16 3
6209-500-003-00	10 13	6211-141-029-20	2 6	6212-116-094-10	16 3-A
	10 24		32 3	6212-116-094-20	16 3-B
	32 22	6211-170-004-20	3 1	6212-121-014-20	15 2
6209-572-002-00	3 5	6211-173-003-00	3 3	6212-124-014-10	16 2
	32 5		32 4	6212-126-014-10	16 4
6209-572-003-00	3 5-A	6211-210-037-20	6 1	6212-211-001-10	15 3
	32 5-A	6211-210-037-30	6 1-A	6212-230-004-00	15 5
6209-580-002-10	23 28	6211-258-001-00	6 8	6212-230-004-10	15 5-A
6209-587-001-00	15 4		32 8	6212-235-001-10	15 6
6209-587-006-10	10 16	6211-258-002-00	6 9	6212-235-005-00	15 6-A
	10 33		32 9	6212-271-006-00	15 8

Part Code	Fig. Key	Part Code	Fig. Key	Part Code	Fig. Key
6212-271-016-00	15 8-A	6212-616-002-00	13 16	6213-716-001-50	20 22
6212-274-006-00	7 5	6212-620-001-20	13 10	6213-721-007-00	6 23
6212-274-016-00	7 5-A	6212-626-002-10	13 11	6213-729-016-00	20 20
6212-276-006-00	7 6	6212-628-004-00	13 12	6213-743-002-10	20 23
6212-276-016-00	7 6-A	6212-628-005-00	13 13		32 19
6212-310-019-20	17 1	6213-100-003-30	19 1	6214-111-011-20	4 1
6212-310-019-40	17 1-A	6213-111-001-30	19 2	6214-115-001-20	4 2
	18 1	6213-119-001-00	19 6		32 6
6212-330-017-30	17 5	6213-120-003-20	19 3	6214-141-008-20	5 1
	18 5	6213-125-001-00	19 4	6214-145-001-30	5 2
6212-333-003-00	17 6	6213-129-003-00	19 5		32 7
	18 6	6213-129-006-00	6 16	6215-300-036-00	22 1
6212-371-027-00	17 8	6213-140-023-00	19 8	6215-300-036-10	22 1-A
6212-371-052-00	18 8	6213-140-035-00	19 8-A	6215-311-027-00	33 52
6212-379-001-00	17 9	6213-149-002-00	19 10	6215-315-002-00	22 3
6212-511-002-00	14 1	6213-160-002-20	10 27	6215-330-024-00	33 1
6212-521-008-00	17 3	6213-161-001-20	10 28	6215-330-024-10	33 1-A
	18 3	6213-164-001-00	10 29	6215-331-008-00	33 2
6212-522-003-00	14 2	6213-240-002-10	19 15	6215-332-013-00	33 5
6212-522-010-00	14 2-A	6213-311-006-00	19 12	6215-339-001-00	33 6
6212-523-023-00	14 6	6213-319-001-00	6 24	6215-342-001-00	33 3
6212-524-002-10	23 10	6213-610-005-40	20 1	6215-343-001-00	33 4
6212-524-002-20	23 10-A	6213-611-003-20	20 2	6215-345-001-00	33 7
6212-524-002-30	23 10-B	6213-612-004-00	20 9	6215-345-002-00	33 8
6212-531-005-10	6 6	6213-613-002-10	20 8	6215-345-003-00	33 9
6212-535-001-00	14 4	6213-614-003-10	20 12	6215-345-004-00	33 10
6212-535-002-00	23 14		32 17	6215-345-005-00	33 11
6212-551-001-00	13 1	6213-614-004-10	20 16	6215-345-006-00	33 12
6212-551-001-10	13 1-A		32 18	6215-345-007-00	33 13
6212-551-028-00	13 1-C	6213-619-001-00	20 15	6215-345-008-00	33 14
6212-551-029-00	13 1-B	6213-619-002-00	20 11	6215-345-009-00	33 15
6212-552-001-10	13 2	6213-619-003-00	20 10	6215-345-010-00	33 16
6212-552-001-20	13 2-A	6213-621-003-00	20 6	6215-345-011-00	33 17
6212-552-014-00	13 2-C	6213-622-002-10	20 5	6215-345-012-00	33 18
6212-552-015-00	13 2-B	6213-631-002-00	20 3	6215-345-013-00	33 19
6212-561-001-00	13 3	6213-631-005-00	20 4	6215-345-014-00	33 20
6212-561-001-10	13 3-A	6213-641-002-10	21 2-A	6215-345-015-00	33 21
6212-563-001-00	13 4	6213-641-006-00	21 2	6215-345-016-00	33 22
6212-565-001-00	13 5	6213-642-002-00	20 7	6215-345-017-00	33 23
6212-569-002-00	2 4	6213-660-023-00	21 1	6215-345-018-00	33 24
	32 2	6213-669-003-00	21 3	6215-345-019-00	33 25
6212-571-006-00	13 6	6213-671-027-00	21 5-A	6215-345-020-00	33 26
6212-575-002-00	13 7	6213-671-034-00	21 5	6215-345-021-00	33 27
6212-600-002-10	13 8	6213-674-006-20	26 2	6215-345-022-00	33 28
6212-611-004-10	13 9	6213-711-004-00	20 27	6215-345-023-00	33 29

Numerical Index

6004-097-291-20

Part Code	Fig. Key	Part Code	Fig. Key	Part Code	Fig. Key
6215-345-024-00	33 30	6215-549-007-10	23 29	6219-732-016-00	27 4
6215-345-025-00	33 31	6215-549-012-00	23 33		28 5
6215-345-026-00	33 32	6215-549-013-00	6 28	6219-732-017-00	28 5-A
6215-345-027-00	33 33	6215-549-057-00	10 15		29 5
6215-345-028-00	33 34	6215-549-058-10	10 17	6219-752-006-00	23 2
6215-345-029-00	33 35	6215-549-059-00	10 32	6219-752-007-00	23 3
6215-345-030-00	33 36	6215-549-067-00	10 34	6219-752-008-00	23 4
6215-345-031-00	33 37	6215-549-068-10	10 34-A	6219-752-009-00	23 5
6215-345-032-00	33 38	6215-600-103-10	23 1	6219-752-010-00	23 6
6215-345-033-00	33 39	6215-611-001-00	34 8	6219-752-044-00	23 4-A
6215-345-034-00	33 40	6215-611-017-00	34 8-A	6219-752-045-00	23 2-A
6215-345-035-00	33 41	6215-612-001-00	34 11	6219-752-046-00	23 5-A
6215-345-036-00	33 42	6215-619-009-00	34 1	6219-752-047-00	23 6-A
6215-345-037-00	33 43	6215-619-010-00	34 2	6281-100-014-00	26 7
6215-345-038-00	33 44	6215-619-022-00	34 10	6281-111-009-00	35 1
6215-345-039-00	33 45	6215-621-016-20	23 9	6281-115-017-00	35 10
6215-345-040-00	33 46	6215-622-001-00	34 14	6281-115-018-00	35 11
6215-345-041-00	33 47	6215-629-001-00	34 12	6281-117-003-00	35 4
6215-345-042-00	33 48	6215-629-002-00	34 13	6281-118-007-00	35 3
6215-345-043-00	33 49	6215-629-003-00	34 20	6281-119-009-00	35 2
6215-359-001-00	22 2	6215-629-004-00	34 21	6281-121-010-00	35 5
	33 50	6215-629-005-00	34 22	6281-124-011-00	35 6
6215-359-002-00	33 51	6215-629-006-00	34 23	6281-127-003-00	35 19
6215-411-125-00	24 2	6215-629-007-00	34 24	6281-129-029-00	35 29
6215-411-126-00	22 4	6215-629-008-00	34 25	6281-129-030-00	35 28
6215-411-126-10	22 4-A	6215-629-009-00	34 26	6281-129-043-00	35 30
6215-411-127-00	22 5	6215-629-010-00	34 27	6281-129-058-00	35 9
6215-411-128-00	22 6	6215-629-011-00	34 28	6281-129-062-00	35 33
6215-412-002-10	24 1	6215-629-012-00	34 29	6281-129-064-00	35 7
6215-412-004-00	24 1-A	6215-629-013-00	34 30	6281-129-065-00	35 12
6215-419-001-00	24 8	6215-629-014-00	34 31	6281-129-066-00	35 13
6215-520-001-00	23 16	6215-629-015-00	34 32	6281-129-067-00	35 14
6215-526-001-10	23 18	6215-629-016-00	34 33	6281-129-068-00	35 15
6215-526-004-00	23 18-A	6215-631-019-00	34 9	6281-129-069-00	35 16
6215-531-008-00	23 23	6215-634-001-00	34 18	6281-129-070-00	35 17
6215-541-001-10	23 19	6215-635-001-00	34 16	6281-129-071-00	35 18
6215-541-012-20	23 24	6215-637-001-00	34 15	6281-129-072-00	35 21
6215-541-016-30	25 2	6215-639-004-00	34 17	6281-129-073-00	35 22
6215-541-016-40	25 2-A	6215-639-005-00	34 19	6281-129-074-00	35 23
6215-542-004-20	10 20	6215-641-006-00	34 7	6281-129-075-00	35 24
6215-542-005-10	10 22	6215-643-006-00	34 3	6281-129-076-00	35 25
6215-542-006-00	23 21	6215-644-007-00	34 4	6281-129-077-00	35 26
6215-543-002-10	23 20	6215-649-001-00	34 5	6281-129-078-00	35 27
6215-546-006-00	10 14	6215-649-002-00	34 6	6281-129-079-00	35 34
6215-548-029-00	25 1	6215-649-019-00	34 5-A	6281-129-080-00	35 8

Part Code	Fig. Key	Part Code	Fig. Key	Part Code	Fig. Key
6281-151-014-00	35 20	6285-885-215-00	31 1	V230-360-601-20	27 7
6281-200-005-00	26 1	6287-810-035-00	32 1		28 8
6281-213-018-00	36 7	6294-453-002-00	6 21	V230-360-601-60	29 8
6281-214-003-00	36 12	6509-605-019-10	6 5	V230-360-603-00	21 4-B
6281-214-004-00	36 13		10 2	V231-360-801-60	10 9
6281-215-001-00	36 17		10 19		19 11
6281-216-001-00	36 18	6511-321-083-00	10 43	V231-360-802-00	4 3
6281-217-002-00	36 16	6513-770-022-10	20 26		20 18
6281-221-007-00	36 4	6901-066-645-00	17 10		20 24
6281-222-004-00	36 1	6901-910-612-00	14 5		23 7
6281-229-002-00	36 2		23 15		26 3
6281-229-003-00	36 3	6901-910-625-00	19 7	V231-360-802-50	10 42
6281-229-004-00	36 5	6901-910-635-00	21 4		20 29
6281-229-006-00	36 8	6901-911-020-00	9 3	V231-360-803-00	10 12
6281-229-007-00	36 9	6901-911-025-00	26 8	V231-360-804-00	4 4
6281-229-008-00	36 10	6902-050-816-00	10 40	V231-360-804-50	10 10
6281-229-011-00	36 15	6904-110-814-00	10 4		20 13
6281-229-012-00	36 19	6904-110-818-00	6 19	V231-360-805-00	13 19
6281-229-013-00	36 20	6904-110-822-00	5 4	V231-360-805-50	10 7
6281-229-014-00	36 21		6 20	V231-360-807-50	10 11
6281-229-015-00	36 22	6904-110-840-00	6 18		20 25
6281-229-016-00	36 23		20 17	V231-360-808-50	10 6
6281-229-017-00	36 24	6909-110-406-00	6 30	V233-361-002-00	11 2
6281-229-018-00	36 25		10 36		12 2
6281-229-029-00	36 14		23 30	V233-361-007-00	26 5
6281-229-032-00	36 6	6909-110-408-00	10 45	V301-260-006-00	6 30-A
6281-229-033-00	36 11		35 32		10 36-A
6281-271-002-00	36 26	6909-110-410-00	26 6		23 30-A
6281-410-010-00	27 3	6909-111-406-00	23 26	V302-260-006-00	23 26-A
6281-410-023-00	28 3	6909-150-508-00	35 31	V304-260-008-00	10 45-A
6281-410-023-10	28 3-A	6909-902-299-00	6 22	V334-260-010-00	26 6-A
	29 3	6909-906-105-10	19 13	V401-160-006-00	23 32
6281-910-003-10	27 5	6911-129-006-00	2 2	V401-160-008-00	10 46
	28 6	J061-210-015-00	20 21	V411-260-006-00	23 31
6281-910-014-00	29 6	J062-076-082-00	24 4	V523-101-001-80	17 2
6281-920-001-00	27 8		24 4-A		18 2
	28 9	J062-087-093-00	24 9	V600-110-600-40	23 13
	29 9		24 9-A	V600-110-620-30	23 12
6281-971-001-10	27 1	P117-303-003-00	10 21	V682-200-000-60	2 5
	28 1	V201-360-802-00	23 7-A	V704-140-016-00	13 15
	29 1	V210-560-603-00	21 4-A	V705-140-012-00	10 30
6282-450-002-00	27 2	V211-560-802-00	10 41	V710-140-004-00	23 22
	28 2	V211-560-802-50	5 3	V720-101-900-80	23 27
	29 2	V230-360-601-00	8 4	V720-102-401-50	19 9
6285-885-135-20	30 1	V230-360-601-20	6 27		32 16

Numerical Index

6004-097-291-20

Part Code	Fig. Key	Part Code	Fig. Key	Part Code	Fig. Key
V720-102-401-80	8 3				
V723-102-005-50	20 28				
	32 20				
V780-140-000-2B	10 19-B				

www.emc-motoculture.com

Numerical Index

1739-097-100-20

Part Code	Fig.	Key	Part Code	Fig.	Key	Part Code	Fig.	Key
1118-901-002-00	130	3	1376-402-003-00	124	44	1416-621-037-00	12	9
	131	3		124	45	1421-201-002-00	157	38
1119-901-003-00	130	5		124	46	1421-507-014-00	110	6
	131	5		124	47	1421-603-004-00	2	11
1120-311-003-00	94	32-A		124	48	1421-606-002-00	104	8
	96	28-A		124	49		104	18
1302-225-003-00	32	5		124	50		105	6
	34	4		124	51		105	16
	34	10		124	52		106	6
1305-241-001-00	107	11		124	54	1423-616-004-00	2	32
1305-931-003-00	89	7		124	55	1424-101-203-00	2	26
	147	28	1376-606-005-00	104	11	1424-101-204-00	2	27
1342-402-006-00	6	16		104	21	1425-621-004-00	7	5
	7	22		105	9		92	26
	92	22		105	19		93	25
	93	24		106	9		148	35
	93	24-A		107	9	1426-621-002-00	114	3
	93	28	1401-304-011-00	49	13	1427-111-229-00	3	10
	123	21		50	20		4	10
	123	22	1403-621-031-00	118	32	1427-317-003-00	94	21
	123	23		118	34		95	21
	123	24		119	33		96	15
	123	25		119	33-A	1427-501-003-00	75	2
	124	56		119	35	1427-511-001-00	85	12
	124	57		119	35-A		86	12
	124	58	1404-503-006-00	80	10		88	12
	124	59		81	10		147	13
124	60		82	10	1427-511-002-00	85	7	
148	29		83	10		86	7	
150	10	1404-621-030-00	105	2-A		88	7	
1376-402-003-00	6	17		105	12-A		147	8
	7	23		106	2-A	1427-621-012-00	2	15
	7	24		106	12-A		104	2
	123	12	1414-632-005-00	9	13-A		104	14
	123	13		10	12-A		105	2
	123	14		11	13-A		105	12
	123	15		12	13-A		106	2
	123	16	1415-102-007-00	158	1		106	12
	123	17	1415-102-008-00	158	3	1432-242-001-00	50	13
	123	18	1415-102-013-00	158	9		53	24
	123	19	1415-505-006-00	75	13		54	24
	123	20	1416-621-037-00	8	8	1432-616-004-00	8	18
	123	43		9	9		9	19
	124	42		10	8		10	18
	124	43		11	9		11	20

Numerical Index

1739-097-100-20

Part Code	Fig. Key	Part Code	Fig. Key	Part Code	Fig. Key
1432-616-004-00	12 20	1518-306-203-00	75 8	1560-630-024-00	11 17
1432-621-006-10	121 10		76 5		12 17
	122 10	1518-306-203-10	64 31-A	1560-658-402-00	115 14
1440-103-201-00	158 4		70 7-A	1560-664-264-00	123 7
1442-313-200-10	53 8		75 8-A		124 6
1442-313-202-00	53 9		76 5-A	1560-666-005-00	13 12
	54 9	1518-432-250-00	64 30		123 41
1442-313-203-00	53 12		70 6		124 33
1444-102-204-00	158 5		75 7		124 38
1444-307-007-00	92 8	1518-432-250-10	64 30-A	1560-666-006-00	13 11
	148 15		70 6-A		123 40
	149 3		75 7-A		124 34
1444-314-004-10	47 3	1518-621-320-00	121 9		124 37
1444-314-009-10	29 6		122 9	1560-666-212-00	123 2
	30 6		122 9-A		124 4
1444-328-272-00	53 11	1518-903-006-00	92 48	1560-695-015-00	124 21
	54 11		148 57	1560-695-021-00	39 33
1444-328-273-00	53 10	1518-903-007-00	92 49		40 33
	54 10		148 58	1563-507-221-10	80 43
1444-507-003-00	93 18	1519-604-005-00	104 3		81 47
1444-514-005-10	85 21		104 15	1563-507-221-20	80 43-A
	86 21		105 3		81 47-A
	88 19		105 13	1564-621-030-00	106 2-B
	147 17		106 3		106 12-B
1444-601-015-00	100 4		106 13	1566-701-102-00	8 12
	101 4	1527-604-002-00	111 8		9 13
1444-621-016-00	104 25	1544-104-205-00	5 4		10 12
	105 21	1544-120-008-10	75 4		11 13
	106 16	1560-104-006-60	2 24		12 13
	106 16-A	1560-104-010-40	2 25	1568-650-004-10	123 34
1444-621-311-00	117 6	1560-140-002-00	97 20		124 28
	118 6	1560-214-003-00	41 6	1568-650-005-10	123 35
	119 5		42 6		124 29-A
	119 5-A	1560-265-002-20	34 7	1572-102-003-00	158 8
1444-621-312-00	117 7	1560-275-013-00	51 3	1575-261-016-00	160 6
	118 7	1560-314-001-00	126 18	1575-261-017-00	160 5
	119 6		154 11	1575-261-018-00	28 5
	119 6-A	1560-507-007-00	80 44	1575-261-025-00	160 7
1480-501-003-00	75 3		81 48	1575-623-010-00	123 5
1488-611-210-00	107 16	1560-526-001-40	89 6		124 8
1488-611-220-10	107 17		147 27	1575-623-011-00	123 6
1518-306-200-00	76 4	1560-603-003-00	124 20	1581-312-001-00	51 2
1518-306-200-10	76 4-A	1560-630-024-00	8 15	1588-117-001-00	52 4
1518-306-203-00	64 31		9 16	1593-101-003-20	1 5
	70 7		10 15	1593-112-002-50	13 3

Numerical Index

Part Code	Fig. Key	Part Code	Fig. Key	Part Code	Fig. Key
1593-117-003-10	14 7	1593-623-272-00	107 4	1614-514-320-00	147 20
1593-303-051-20	64 5	1593-623-273-00	107 5	1614-680-004-00	52 6
	67 5	1593-623-280-00	107 3		61 11
	67 5-A	1593-623-503-00	124 5		62 11
1593-332-053-00	77 33	1594-218-001-00	28 15	1617-206-003-00	41 3
	78 37	1594-221-001-00	64 3		42 3
	79 14		67 3	1617-730-005-00	8 9
1593-402-051-10	69 2		67 3-A		9 10
1593-403-004-10	71 3	1594-625-002-00	61 2		10 9
1593-403-009-00	71 4		62 2		11 10
1593-411-001-10	145 7	1596-664-213-00	123 8		12 10
1593-411-053-20	145 8	1600-117-002-00	14 6	1620-410-001-10	155 1
1593-601-072-00	98 5	1600-623-002-00	121 1	1631-611-210-20	107 1
	99 5		122 1	1636-272-011-00	39 20
1593-601-073-00	102 5	1600-623-220-10	118 35		40 20
	102 12		119 27	1636-272-012-00	39 21
	103 5	1600-624-201-00	121 12		40 21
	103 12		122 23	1636-505-220-00	92 7
1593-611-011-30	107 2		122 23-A		148 14
1593-611-011-40	107 2-A	1600-624-271-00	124 10	1636-631-014-00	61 20
1593-611-014-00	107 8	1614-104-001-00	5 6		62 23
1593-612-220-10	8 4	1614-104-001-10	5 6-A	1636-901-022-00	135 4
	9 4	1614-262-003-00	77 10		136 4
	11 4		78 14	1640-401-222-00	55 2
	12 4		79 28	1640-654-200-00	115 1
1593-621-250-10	117 4	1614-262-006-00	77 29	1640-654-201-00	115 2
	118 4		78 33	1640-654-202-00	115 3
	119 3		79 10	1640-654-260-00	121 11
	119 3-A	1614-432-003-00	64 13	1640-654-260-10	121 11-A
1593-621-252-00	117 5		67 13		122 22
	118 5		67 13-A	1640-702-003-00	126 10
	119 4	1614-432-006-00	64 15		154 3
	119 4-A		67 15	1640-702-004-00	126 14
1593-622-270-00	117 22		67 15-A		154 7
	118 22	1614-514-280-00	85 9	1646-226-053-00	39 2
1593-622-272-00	117 24		86 9		40 2
	118 24		88 9	1646-233-033-00	32 4
1593-622-273-00	117 25		147 10		33 3
	118 25	1614-514-310-00	85 23	1646-640-008-10	39 37
1593-622-274-00	117 26		86 23		40 37
	118 26		88 21	1646-640-054-10	39 20-A
1593-622-275-00	117 27		147 19	1646-640-054-20	39 20-B
	118 27	1614-514-320-00	85 24	1646-640-055-10	39 21-A
1593-623-203-00	123 9		86 24	1646-640-055-20	39 21-B
	124 9		88 22	1646-640-059-00	58 4

Numerical Index

1739-097-100-20

Part Code	Fig. Key	Part Code	Fig. Key	Part Code	Fig. Key
1646-640-580-00	39 38	1656-652-640-00	120 9	1674-654-211-00	116 2
	40 38		121 19	1674-654-212-00	116 3
1646-703-001-00	107 31		122 14	1674-654-270-00	116 8
1650-102-006-00	2 8		122 14-A	1674-654-271-00	116 9
1650-102-006-10	2 8-A		150 8	1674-654-272-00	116 10
1650-102-202-10	2 2	1656-664-221-00	39 26	1674-654-400-00	116 11
1650-104-201-00	5 5		40 26	1674-654-400-10	116 11-A
1650-111-034-00	7 3-A	1672-103-001-00	3 14	1674-664-200-00	121 6
	7 4		4 12	1674-904-001-00	135 1
	7 8	1672-105-211-00	158 7	1674-904-002-10	135 7
1650-259-010-00	31 3	1672-112-220-30	124 32		136 7
1650-508-002-00	80 16	1673-525-002-20	63 5	1674-904-003-00	135 8
	81 16		90 7	1674-904-004-00	135 9
	82 16		126 16		136 9
	83 16		128 11	1674-904-005-00	135 14
1650-508-007-10	124 17		129 12		136 15
1650-509-280-00	80 23		141 6		153 2
	81 27		142 5	1674-904-008-00	135 5
1650-650-015-00	123 44		154 9		136 5
	124 40	1673-525-002-30	63 5-A	1675-104-210-10	5 1
1650-650-017-00	123 45		90 7-A	1675-104-211-00	5 2
	124 41		126 16-A	1675-104-213-00	5 3
1650-650-222-00	123 3		141 6-A	1675-432-001-00	64 14
	123 3-A		142 5-A		67 14
	124 2		154 9-A		67 14-A
	124 2-A	1674-410-300-00	141 1	1675-690-282-00	150 3
1650-650-243-00	123 4	1674-410-301-00	63 6	1678-901-004-00	130 6
	124 3		141 7	1682-408-220-00	97 9
1650-650-246-00	124 7		142 7	1682-670-220-00	118 31
1650-650-295-00	13 13	1674-410-320-00	63 4		119 34
	123 42		141 5		119 34-A
	124 39		142 4	1682-670-230-00	118 33
1650-652-014-00	85 30	1674-520-004-00	63 7		119 32
	86 30		90 6		119 32-A
	88 25		128 10	1682-690-380-00	121 13
	124 53		129 11		122 24
	153 5		142 6		122 24-A
1650-654-036-00	121 14	1674-520-210-00	90 5	1682-902-014-00	132 8
	122 25		128 9		133 7
	122 25-A		129 10		134 8
1650-658-270-00	120 4	1674-619-300-10	110 7	1683-202-503-00	159 13
	120 6	1674-619-310-00	110 1	1683-202-507-00	159 3
1656-509-310-10	80 34	1674-652-200-00	113 1	1683-202-509-00	159 16
	81 38	1674-652-202-00	113 2	1683-202-511-00	159 17
	84 9	1674-654-004-00	116 13	1683-202-512-00	159 18

Numerical Index

1739-097-100-20

Part Code	Fig. Key	Part Code	Fig. Key	Part Code	Fig. Key
1683-202-513-00	159 19	1689-271-311-00	54 3	1703-670-230-00	119 9-A
1683-202-514-00	159 20		54 17	1703-670-320-00	117 16
1683-202-515-00	159 21	1689-621-007-00	98 18		118 16
1683-202-516-00	159 22		99 19		119 15
1683-202-517-00	159 23	1689-621-008-00	98 19	1703-670-322-00	117 17
1683-202-519-00	159 25		99 20		118 17
1683-202-522-00	159 30	1690-241-003-00	29 2		119 16
1683-202-523-00	159 29		30 2	1703-670-323-00	117 18
1683-202-524-00	159 4	1690-509-340-10	80 31		118 18
1683-202-525-00	159 7		81 35		119 17
1683-202-526-00	159 34		82 32	1703-670-324-00	117 19
1683-202-531-00	159 8		83 36		118 19
1683-202-533-00	159 36	1690-658-370-00	121 17		119 18
1683-202-536-00	159 39		122 3	1703-670-325-00	117 20
1683-202-538-00	159 10		122 3-A		118 20
1683-902-004-00	132 7	1696-650-242-00	13 9		119 19
	133 6		123 38	1703-670-326-00	117 21
1683-902-004-10	132 7-A		124 35		118 21
	133 6-A	1703-102-203-00	2 6		119 20
1684-112-300-00	13 1	1703-102-205-00	2 4	1704-740-008-10	61 13
1684-112-300-10	13 1-A	1703-102-206-00	2 5		62 13
1684-112-300-20	13 1-B	1703-105-002-00	6 8	1705-102-202-00	2 7
1685-112-222-00	124 29		7 14	1705-102-203-00	2 3
1685-112-223-00	124 30	1703-105-210-00	6 10	1705-102-240-20	2 37
1688-211-057-00	28 4		7 16	1705-102-251-10	2 41
1688-211-504-00	160 3	1703-261-002-00	35 4	1705-102-252-20	2 42
1688-211-505-00	160 4		36 4	1705-102-500-00	2 1
1688-211-506-00	160 8	1703-310-202-00	48 2	1705-104-002-00	5 9
1688-211-507-00	160 9		48 9	1705-112-220-00	13 2
1688-211-508-00	160 10	1703-313-001-00	52 5	1705-202-212-00	159 11
1688-211-509-00	160 11	1703-313-001-10	52 5-A	1705-202-213-00	159 15
1688-211-521-00	160 12	1703-432-001-00	64 12	1705-202-214-00	159 24
1688-211-522-00	160 13		67 12	1705-202-216-00	159 28
1688-265-001-00	37 4		67 12-A	1705-313-007-10	121 7
	38 11	1703-601-009-10	98 6	1705-408-230-00	81 21-A
	77 30		99 6		83 23-A
	78 34	1703-604-330-00	102 7-A		93 21
	79 11		103 7-A	1705-441-002-00	71 10
1689-201-201-00	159 12	1703-604-331-00	102 8-A	1705-508-002-00	97 22
1689-201-204-00	159 37		103 8-A	1705-555-220-00	94 29
1689-201-205-00	159 9	1703-650-200-10	114 1		95 29
1689-201-206-00	159 40	1703-650-202-00	114 2		96 23
1689-201-280-00	159 1	1703-670-230-00	117 10	1705-601-007-00	98 9
1689-271-311-00	53 3		118 10		99 9
	53 17		119 9	1705-601-018-00	98 3

Numerical Index

1739-097-100-20

Part Code	Fig. Key	Part Code	Fig. Key	Part Code	Fig. Key
1705-601-018-00	99 3	1724-702-002-00	61 3	1725-111-001-10	12 1
1705-601-019-00	102 11		62 3	1725-111-002-10	8 14
	103 11	1725-101-001-00	1 9		9 15
1705-601-021-00	98 4	1725-101-001-10	1 9-A		10 14
	99 4	1725-101-001-20	1 9-B		11 16
1705-601-022-00	100 5	1725-101-200-00	1 1		12 16
	101 5	1725-101-210-00	1 2	1725-111-003-00	8 19
1705-601-026-00	100 1	1725-102-001-00	2 19		10 19
	101 1	1725-102-002-00	2 20		11 21
1705-601-230-01	98 11	1725-102-003-00	2 34	1725-111-011-00	9 1-A
	99 11	1725-102-200-20	2 30		10 1
1705-601-280-00	102 3	1725-102-210-00	2 23		11 1-A
	103 3	1725-102-220-10	2 16		12 1-A
1705-902-006-00	135 3	1725-103-001-00	3 6	1725-111-200-00	8 7
	136 3		4 6		9 8
1705-902-007-00	135 11	1725-103-002-00	3 7		10 7
	136 11		3 7-A		11 8
1705-902-008-00	135 8-A		4 7		12 8
	136 8		4 7-A	1725-111-210-00	8 10
1705-904-001-00	135 13	1725-103-003-00	3 8		9 11
	136 13		4 8		10 10
1705-904-002-00	135 12	1725-103-200-10	3 9		11 11
1705-904-002-10	135 12-A	1725-103-200-20	3 9-A		12 11
	136 12	1725-103-200-30	3 9-B	1725-111-211-10	9 11-A
1709-680-200-00	120 1	1725-103-210-20	3 1		10 10-A
1710-241-053-00	47 5-A	1725-103-210-30	3 1-A		11 11-A
1716-501-006-00	75 5	1725-104-001-00	5 7		12 11-A
	76 2	1725-104-001-10	5 7-A	1725-111-220-00	8 11
1716-502-004-00	89 8	1725-105-001-00	7 6		9 12
	147 29	1725-105-002-10	7 1-A		10 11
1716-680-222-00	122 20	1725-105-200-00	6 12		11 12
	122 20-A		7 18		12 12
1716-680-330-00	122 19	1725-105-210-00	6 14	1725-111-221-10	9 12-A
	122 19-A		7 20		10 11-A
1717-310-002-10	48 1	1725-105-210-10	7 20-A		11 12-A
1717-310-003-10	48 8	1725-105-220-00	6 4		12 12-A
1717-310-004-00	48 3		7 10	1725-111-230-00	8 2
	48 10	1725-105-230-00	6 1		9 2
1723-607-001-10	104 6	1725-105-310-00	7 1		11 2
1724-604-302-00	102 9-A	1725-105-320-00	7 2		12 2
	103 9-A	1725-105-330-00	7 7	1725-111-230-10	8 2-A
1724-640-011-00	64 4	1725-105-330-10	7 7-A		9 2-A
	67 4	1725-111-001-10	8 1		10 2
	67 4-A		9 1		11 2-A
1724-702-002-00	60 5		11 1		12 2-A

Part Code	Fig. Key	Part Code	Fig. Key	Part Code	Fig. Key
1725-112-001-10	13 4	1725-212-001-00	24 1	1725-258-001-00	33 2
1725-112-001-20	13 4-A	1725-212-002-00	24 3	1725-258-210-00	32 1
1725-112-210-00	13 14	1725-212-003-00	24 6	1725-259-001-10	34 1
1725-112-212-00	13 15	1725-212-003-10	24 6-A	1725-259-210-10	34 2
1725-112-213-00	13 16	1725-216-001-00	25 1	1725-259-220-00	34 8
1725-117-001-00	14 5	1725-216-001-10	25 1-A	1725-266-001-00	35 3
1725-117-200-00	14 1	1725-216-002-00	25 4		36 3
1725-117-210-00	14 4	1725-216-003-00	25 6		37 3
1725-120-210-00	15 1	1725-216-003-10	25 6-A		38 10
1725-120-211-00	15 2	1725-218-001-00	26 1		77 9
	65 2	1725-218-002-00	26 3		78 13
	66 2	1725-218-003-00	26 6		79 27
1725-120-212-00	15 3	1725-218-004-00	26 7	1725-266-200-00	35 1
	65 3	1725-218-006-00	26 2	1725-266-200-10	35 1-A
	66 3		27 2	1725-268-200-00	36 1
1725-120-213-00	15 4		28 14	1725-268-200-10	36 1-A
	65 4	1725-219-001-00	28 2	1725-270-200-00	37 1
	66 4	1725-219-003-00	28 9	1725-270-200-10	37 1-A
1725-120-214-00	15 5	1725-219-004-00	28 12	1725-271-001-00	38 8
1725-120-215-00	15 6	1725-219-005-00	28 13	1725-271-002-00	38 3
1725-120-216-00	15 7	1725-219-006-00	28 17	1725-271-200-00	38 1
	65 6	1725-219-006-10	28 17-A	1725-271-200-10	38 1-A
	66 6	1725-219-007-00	28 20	1725-271-220-00	38 6
1725-201-001-00	16 1	1725-219-008-00	28 21	1725-271-220-10	38 6-A
	17 1	1725-219-009-00	28 23	1725-271-220-20	38 6-B
	18 1	1725-219-011-00	28 24	1725-271-221-00	38 7
	19 1	1725-219-012-00	28 29	1725-272-002-00	39 9
1725-201-001-10	16 1-A	1725-219-210-00	28 1		40 9
	17 1-A	1725-219-210-10	28 1-A	1725-272-003-00	39 13
	18 1-A	1725-219-212-00	160 1		40 13
	19 1-A	1725-219-212-10	160 1-A	1725-272-004-00	39 14
1725-203-001-00	20 1	1725-219-213-00	160 2		40 14
	21 1	1725-219-214-00	160 5-A	1725-272-005-00	39 17
1725-203-210-00	16 3	1725-219-215-00	160 6-A		40 17
	19 3	1725-219-216-00	160 7-A	1725-272-007-00	39 32
	20 11	1725-219-217-00	160 12-A		40 32
1725-210-001-00	22 11	1725-219-220-00	28 3	1725-272-009-00	39 5
	23 11	1725-219-220-10	28 3-A		39 5-A
1725-210-002-00	22 14	1725-222-001-00	29 1		40 5
	23 14	1725-222-011-00	29 1-A		40 5-A
1725-210-210-00	22 1		30 1	1725-272-009-10	39 5-B
1725-210-211-00	159 14	1725-256-001-00	31 1		40 5-B
1725-210-212-00	159 26	1725-256-002-00	31 2	1725-272-200-10	39 1
1725-210-213-00	159 27	1725-256-210-00	31 5		40 1
1725-210-230-00	159 2	1725-258-001-00	32 3	1725-272-200-20	39 1-A

Numerical Index

1739-097-100-20

Part Code	Fig. Key	Part Code	Fig. Key	Part Code	Fig. Key
1725-272-200-20	40 1-A	1725-306-001-00	45 1	1725-407-200-10	59 1
1725-272-210-00	39 8		46 1	1725-407-201-00	58 2
	40 8	1725-308-001-00	47 5		59 2
1725-272-220-10	39 12	1725-308-002-00	47 6	1725-408-200-00	60 1
	40 12	1725-308-003-00	47 7	1725-408-220-10	60 2
1725-272-230-00	39 19	1725-308-003-10	47 7-A	1725-408-230-10	60 3
	40 19	1725-308-210-00	47 1	1725-410-001-00	61 4
1725-272-240-10	39 25	1725-310-001-00	48 5		62 4
1725-272-240-20	39 25-A	1725-310-003-00	48 7	1725-410-002-00	61 15
	40 25		48 14		62 15
1725-272-240-30	39 25-B	1725-310-004-00	48 12	1725-410-003-00	61 17
	40 25-A	1725-310-210-00	48 15		62 20
1725-272-240-40	39 25-C	1725-312-001-00	49 9	1725-410-004-10	61 18
	40 25-B		50 16		62 21
1725-272-240-50	39 25-D	1725-312-002-00	49 10	1725-410-005-00	61 23
	40 25-C		50 17		62 26
1725-272-260-00	39 4	1725-312-003-00	49 4	1725-410-006-00	61 24
	40 4		50 5		62 27
1725-272-310-00	39 4-A	1725-312-004-00	49 3	1725-410-007-00	61 25
	40 4-A		50 4		62 28
1725-272-311-10	39 4-B	1725-312-200-20	49 1	1725-410-200-50	61 1
	40 4-B	1725-312-200-30	49 1-A	1725-410-200-70	61 1-A
1725-272-311-20	39 4-C	1725-312-200-40	49 1-B	1725-410-200-80	61 1-B
	40 4-C	1725-312-230-00	49 5	1725-410-200-90	61 1-C
1725-301-001-00	41 5		50 8	1725-410-250-00	61 1-D
	42 5	1725-312-230-10	49 5-A	1725-410-300-00	61 7
1725-301-002-00	41 7		50 8-A		62 7
	42 7	1725-312-240-00	49 16	1725-410-310-30	61 9
1725-301-210-00	41 1		50 23		62 9
1725-301-710-00	42 1	1725-312-250-00	49 17	1725-410-310-50	61 9-A
1725-304-001-00	43 1		50 24		62 9-A
1725-304-002-00	43 2	1725-313-001-00	51 6	1725-431-001-10	65 8
1725-304-003-00	43 3	1725-313-200-00	51 1		66 8
1725-304-004-00	43 9	1725-313-220-00	51 9	1725-431-210-00	65 1
1725-304-005-00	43 10	1725-313-220-10	51 9-A		66 1
1725-304-006-00	43 11	1725-313-220-20	51 9-B	1725-431-211-00	65 5
1725-304-007-10	43 12	1725-314-200-00	52 1		66 5
1725-304-008-00	43 13	1725-401-200-00	55 1	1725-432-001-00	67 1
1725-304-009-00	43 15	1725-403-001-00	57 12	1725-432-001-10	67 1-A
1725-304-011-00	43 14	1725-403-002-00	57 15		67 1-B
1725-305-001-10	44 2	1725-403-003-00	57 16	1725-432-002-00	67 2
1725-305-002-10	44 3	1725-407-001-00	58 5	1725-432-002-10	67 2-A
1725-305-003-00	44 4		59 4		67 2-B
	51 10		110 4	1725-432-003-10	67 7
1725-305-210-00	44 1	1725-407-200-10	58 1		67 7-A

Numerical Index

1739-097-100-20

Part Code	Fig. Key	Part Code	Fig. Key	Part Code	Fig. Key
1725-432-004-00	64 10	1725-434-011-00	70 34-A	1725-501-001-00	75 11
	67 10	1725-434-012-00	64 59	1725-501-002-00	75 14
	67 10-A		70 35	1725-501-003-00	75 16
1725-432-051-00	64 1		70 35-A	1725-501-004-00	75 17
1725-432-052-00	64 2	1725-434-013-00	64 60	1725-501-005-00	75 19
1725-432-053-00	64 7		70 36	1725-501-006-00	75 20
1725-432-057-00	64 18		70 36-A	1725-501-200-10	75 1
1725-433-001-00	68 3	1725-434-014-00	70 39	1725-501-200-20	75 1-A
	69 4	1725-434-015-20	64 72	1725-505-001-00	77 2
1725-433-001-10	64 68		70 42		78 2
	68 3-A		70 42-A		79 16
	68 3-B	1725-434-051-00	64 55	1725-505-002-00	77 4
	69 4-A	1725-434-052-00	64 57-A		78 4
1725-433-200-00	68 1		64 57-B		79 18
	68 1-A	1725-434-053-00	64 58	1725-505-003-00	77 6
1725-433-202-00	64 22	1725-434-053-10	64 58-A		79 20
	68 2	1725-434-054-00	64 63	1725-505-004-00	77 11
	68 2-A		70 39-A		78 15
	69 3	1725-434-057-00	64 47-A		79 29
1725-433-700-00	64 21	1725-434-058-00	64 51-A	1725-505-005-10	77 13
1725-434-001-00	70 1	1725-434-062-00	64 38		78 17
	70 1-A		64 62	1725-505-006-00	77 15
1725-434-002-00	70 8	1725-434-063-00	64 41		78 19
	70 8-A		64 61		79 32
1725-434-003-00	64 37	1725-434-064-00	64 56	1725-505-007-00	77 18
	70 13	1725-434-071-00	64 25		78 22
	70 13-A	1725-434-072-00	64 32		79 35
1725-434-004-00	64 40	1725-435-001-00	72 1	1725-505-008-00	77 24
	70 16		72 1-A		78 28
	70 16-A	1725-435-002-00	72 2		79 5
1725-434-005-00	64 42		72 2-A	1725-505-200-00	77 1
	70 18	1725-435-051-00	64 66		79 15
	70 18-A	1725-435-052-00	64 67	1725-505-200-10	77 1-A
1725-434-006-00	64 47	1725-436-001-00	73 4		78 1
	70 23		74 4		79 15-A
	70 23-A	1725-436-002-00	73 5	1725-505-210-10	77 20
1725-434-007-00	64 51		74 5		78 24
	70 27	1725-436-003-00	73 6		79 1
	70 27-A		74 6	1725-505-240-10	77 27
1725-434-008-00	70 31	1725-436-005-00	73 7		79 8
	70 31-A		74 7	1725-505-240-20	77 27-A
1725-434-009-10	64 57	1725-436-210-00	73 1		78 31
	70 33	1725-436-220-00	73 2		79 8-A
	70 33-A	1725-436-310-00	73 1-A	1725-505-250-00	77 6-A
1725-434-011-00	70 34	1725-436-320-00	73 2-A		78 6

Numerical Index

1739-097-100-20

Part Code	Fig. Key	Part Code	Fig. Key	Part Code	Fig. Key
1725-505-250-00	79 20-A	1725-508-330-00	80 25	1725-514-006-00	86 26
1725-508-001-00	80 4		81 29		88 24
	81 4		82 26	1725-514-200-00	85 8
	82 4		83 31		86 8
	83 4	1725-509-200-10	84 1		88 8
1725-508-002-00	80 20	1725-509-210-10	84 2		147 9
	82 20	1725-509-220-00	84 5	1725-514-210-00	85 11
1725-508-200-00	80 1	1725-509-231-10	84 6		86 11
	81 1	1725-509-232-00	84 7		88 11
	82 1	1725-509-240-00	84 11		147 12
	83 1	1725-509-251-10	84 12	1725-514-220-00	85 14
1725-508-210-00	80 2	1725-509-252-00	84 15		86 14
	81 2	1725-509-260-00	81 23		88 14
	82 2		83 25		147 15
	83 2		84 3	1725-514-230-20	85 15
1725-508-220-00	80 6		92 16	1725-514-230-30	85 15-A
	81 6		92 18	1725-514-240-00	85 22
	82 6		148 8		86 22
	83 6		148 23		88 20
1725-508-230-00	80 30		148 25		147 18
	81 34	1725-511-003-00	146 2	1725-514-720-00	85 15-B
1725-508-240-00	80 33	1725-511-300-00	146 1	1725-514-720-10	85 15-C
	81 37	1725-511-310-00	146 3		87 1-A
1725-508-251-00	80 36	1725-511-312-00	146 4	1725-515-200-00	89 1
	81 40		146 6		147 22
1725-508-252-10	80 38	1725-511-320-00	146 5	1725-515-210-00	89 2
	81 42	1725-514-001-00	85 1		147 23
1725-508-253-00	80 40		86 1	1725-515-220-00	89 3
	81 44		88 1		147 24
	84 17		147 2	1725-515-230-00	89 4
1725-508-254-00	80 41	1725-514-002-00	85 2		147 25
	81 45		86 2	1725-553-001-00	94 5
1725-508-310-00	80 27		88 2		95 5
	81 21		147 3	1725-553-002-00	94 8
	81 31	1725-514-003-00	85 4		95 8
	82 28		86 4		96 2
	83 23		88 4	1725-553-004-00	94 15
	83 33		147 5		95 15
	92 23	1725-514-004-00	85 5		96 9
	148 6		86 5	1725-553-005-10	94 23
	148 30		88 5		96 17
1725-508-320-00	80 9		147 6	1725-553-005-20	94 23-A
	81 9	1725-514-005-00	85 27		95 23
	82 9		86 27		96 17-A
	83 9	1725-514-006-00	85 26	1725-553-006-00	94 30

Numerical Index

1739-097-100-20

Part Code	Fig. Key	Part Code	Fig. Key	Part Code	Fig. Key
1725-553-006-00	95 30	1725-604-052-00	102 13-B	1725-611-220-30	107 23-B
	96 24		103 13-A		108 3-B
1725-553-007-00	94 32-B		103 13-B		109 3
	96 28-B	1725-604-200-00	102 7	1725-631-001-00	111 1
1725-553-007-10	94 32-C		103 7	1725-631-001-10	111 1-A
	95 34	1725-604-201-00	102 8	1725-631-002-10	111 6
	96 28-C		103 8	1725-631-003-10	111 7
1725-553-210-20	94 1	1725-604-202-00	102 9	1725-631-004-00	61 22
	95 1		103 9		62 25
1725-553-220-00	94 4	1725-606-003-00	104 4		111 5
	95 4		105 4	1725-631-200-00	111 2
1725-553-230-00	94 7		106 4	1725-660-001-00	115 15
	95 7	1725-606-004-00	104 16	1725-660-200-00	115 6
	96 1		105 14	1725-660-201-00	115 7
1725-553-240-10	94 9		106 14	1725-660-203-00	115 8
	95 9	1725-606-011-00	104 16-A		115 13-A
	96 3		105 14-A	1725-660-207-00	115 8-A
1725-553-250-30	94 10		106 14-A		115 13
	95 10	1725-606-200-00	104 1	1725-660-208-00	115 9
	96 4	1725-606-200-10	104 1-A	1725-670-200-30	117 1
1725-553-260-00	94 14	1725-606-210-00	104 13	1725-670-200-40	117 1-A
	95 14	1725-606-210-10	104 13-A	1725-670-200-50	117 1-B
	96 8	1725-606-210-20	104 13-B	1725-670-201-00	117 28
1725-553-270-00	94 18	1725-606-220-00	104 23	1725-670-202-10	117 29
	95 18	1725-611-001-00	107 14	1725-670-203-10	117 30
	96 12	1725-611-002-00	107 18		118 30
1725-553-280-00	94 19	1725-611-003-00	107 32		119 31
	95 19	1725-611-200-00	107 12		119 31-A
	96 13	1725-611-210-00	107 21	1725-670-210-00	117 2
1725-601-003-00	98 2		108 1	1725-670-210-10	117 2-A
	99 2	1725-611-210-10	107 21-A	1725-670-212-00	117 3
1725-601-200-00	98 1		108 1-A		118 3
1725-601-210-00	98 14	1725-611-210-20	107 21-B	1725-670-212-10	117 3-A
	99 14		108 1-B	1725-670-220-00	117 9
1725-602-001-00	101 2	1725-611-210-30	107 21-C	1725-670-220-10	117 9-A
1725-602-001-10	101 2-A		108 1-C	1725-670-220-20	117 9-B
1725-602-002-00	100 6	1725-611-210-40	107 21-D	1725-670-220-30	117 9-C
	101 6		108 1-D	1725-670-230-00	117 22-A
1725-604-003-00	102 14	1725-611-210-50	107 21-E		118 22-A
	103 14		108 1-E		119 21
1725-604-051-00	102 4-A		109 1		119 21-A
	102 12-A	1725-611-220-10	107 23	1725-670-232-00	117 25-A
	103 4-A		108 3		118 25-A
	103 12-A	1725-611-220-20	107 23-A		119 24
1725-604-052-00	102 13-A		108 3-A		119 24-A

Numerical Index

1739-097-100-20

Part Code	Fig. Key	Part Code	Fig. Key	Part Code	Fig. Key
1725-670-233-00	117 24-A	1725-902-001-00	132 1	1729-111-284-00	9 7-A
	118 24-A		133 1		10 6
	119 23		134 1		10 6-A
	119 23-A	1725-902-002-00	132 2		11 7
1725-690-200-20	123 1	1725-902-002-10	132 2-A		11 7-A
1725-690-200-30	123 1-A		134 2		12 7
1725-690-210-00	123 26	1725-902-003-10	132 3		12 7-A
	124 14		133 2	1738-411-210-00	63 1
1725-690-230-00	13 8	1725-902-004-10	132 4	1738-411-300-10	142 1
	123 37		133 3	1739-103-200-00	4 1
	124 32-A		134 4	1739-103-210-00	4 9
1725-690-240-00	13 10	1725-902-005-00	132 5	1739-103-210-10	4 9-A
	123 39		133 4	1739-103-210-20	4 9-B
	124 36		134 5	1739-103-220-00	4 15
1725-702-001-00	91 1	1725-902-006-00	132 6	1739-201-200-00	17 3
	125 5		133 5		18 3
	127 6		134 6	1739-201-200-10	17 3-A
	151 5	1725-902-007-00	132 9		18 3-A
1725-702-200-20	125 1		133 8		148 32
	127 1	1725-902-076-00	132 9-A	1739-218-001-00	27 1
	151 1		133 8-A	1739-312-200-00	50 1
1725-702-200-30	151 1-A		134 9	1739-312-220-00	50 6
1725-702-210-10	125 2	1725-912-200-10	138 1	1739-312-250-00	50 12
	127 2	1728-102-210-10	2 16-A	1739-314-003-00	53 20
	151 2	1728-102-211-10	2 16-B		54 20
1725-702-210-20	151 2-A	1728-104-210-00	5 1-A	1739-314-210-10	53 1
1725-702-210-30	151 2-B	1728-117-001-00	14 5-A	1739-314-210-20	53 1-A
1725-702-230-20	125 9	1728-508-270-00	93 2-A		54 1
	127 10		148 2-A	1739-314-210-30	54 1-A
1725-702-230-30	125 9-A	1728-903-002-00	136 14	1739-314-220-10	53 2
	127 10-A	1728-903-003-00	135 15	1739-314-220-20	53 2-A
	128 13		136 16		54 2
	129 14	1729-111-280-10	9 4-B	1739-314-220-30	54 2-A
	151 9		10 4-A	1739-314-240-10	53 16
1725-702-250-10	151 12		11 4-B		54 16
1725-702-500-30	126 9		12 4-B	1739-314-260-00	53 23
	154 2	1729-111-283-00	9 6-A		54 23
1725-702-520-20	126 1		9 6-B	1739-317-210-00	139 1
	154 12		10 5	1739-317-211-00	139 3
1725-702-520-30	126 1-A		10 5-A		139 8
	154 12-A		11 6-A	1739-317-212-00	139 4
1725-702-530-20	126 2		11 6-B		139 9
	154 13		12 6-A		140 4
1725-702-530-30	126 2-A		12 6-B		143 4
	154 13-A	1729-111-284-00	9 7		143 9

Numerical Index

1739-097-100-20

Part Code	Fig. Key	Part Code	Fig. Key	Part Code	Fig. Key		
1739-317-212-00	144	1739-437-211-00	143	1739-530-008-00	93		
	4		3		30		
1739-317-213-00	145	1739-437-220-00	143	1739-530-009-10	148		
	4		8		59		
	139		6		92		
	5		143		41		
	139		2		148		
	10		7		51		
	140		2		17		
	5		144		27		
1739-317-220-00	143	1739-437-240-00	144	1739-530-200-10	93		
	5		1		27		
	143		3		92		
	10		144		1		
	144		3		93		
	5		145		2		
	145		3		148		
	5		145		3		
1739-317-230-00	139	1739-437-300-00	145	1739-530-220-00	92		
1739-317-230-00	139	1739-437-310-00	145	1739-530-240-00	148		
	2	1739-501-001-00	76		10		
	7	6	20				
1739-317-240-00	140	1739-501-200-00	76		92		
	2	1	21				
	140	1	25				
1739-317-241-00	140	1739-501-200-10	76	1-A	92		
1739-317-241-00	140	1739-501-210-00	76		148		
	3	15	27				
	139	1739-501-210-10	76		15-A	148	
	4-A	17	28				
	139	1739-501-220-00	76		148		
	9-A	17	34				
	140	1739-505-002-10	78		7	1739-530-250-00	149
	4-A	7	9				
143	1739-508-001-10	79	21	1739-530-270-00	92		
4-A	21	37					
143	1739-508-001-10	81	20	1739-530-290-00	148		
9-A	20	47					
144	4-A	83	20		92		
28							
145	4-A	148	4	92			
30							
1739-401-001-00	56	1739-508-200-00	82	31	92		
1739-401-001-00	59	1739-514-210-00	83		92		
	6		35		34		
1739-401-200-00	56	1	86	15	92		
1739-401-200-00	56	1739-514-210-00	87		92		
	1		15		51		
1739-401-202-00	56	2	87	1	148		
1739-410-001-00	62	1739-514-300-00	88		148		
	16		15		40		
1739-410-200-10	62	1	147	1	148		
1739-410-200-20	62	1739-520-200-10	90		148		
	1-A		1		44		
1739-410-200-30	62	1-B	90	1-A	148		
1739-410-200-30	62	1739-520-200-20	90		60		
	1-C		5		7		
1739-410-200-50	62	1739-520-210-10	128	5	149		
1739-410-200-60	62	1739-530-002-10	129		1		
	1-D		6		1		
1739-410-200-70	62	92	9	1739-530-300-20	148		
1739-410-200-80	62	1739-530-002-10	93		1-A		
	1-F		10		44		
1739-410-200-80	62	1739-530-002-10	93	10	1739-530-310-00		
1739-410-200-90	62	1739-530-003-00	148		148		
	1-G		16		53		
1739-410-230-00	62	1739-530-003-00	92	10	149		
1739-431-001-00	66	1739-530-003-00	93		10		
	10		11		38		
1739-433-210-10	69	1739-530-003-10	148	17	148		
1739-434-220-10	71	1739-530-003-10	93		48		
	1		11-A		39		
1739-434-220-10	71	1739-530-003-10	93	11-A	1739-530-330-00		
1739-434-230-10	71	1739-530-004-00	148		148		
	2		17-A		49		
1739-436-200-00	74	1739-530-004-00	92	13	1739-530-350-00		
1739-436-210-00	74	1739-530-004-00	93		92		
	2		14		43		
1739-436-210-00	74	1739-530-004-00	93	14	148		
1739-436-310-00	74	1739-530-004-00	148		62		
	1-A		20		2		
1739-436-310-00	74	1739-530-004-00	148	20	1739-530-360-00		
1739-436-320-00	74	1739-530-004-00	149		149		
	2-A		4		1		
1739-436-320-00	74	1739-530-004-00	149	4	1739-530-400-00		
1739-437-210-00	143	1739-530-008-00	92		149		
	1		50		1		
1739-437-210-00	143	1739-530-008-00	92	50	1739-530-410-00		
					92		
					2		

Numerical Index

1739-097-100-20

Part Code	Fig. Key	Part Code	Fig. Key	Part Code	Fig. Key
1739-530-410-00	93 3	1739-611-002-00	108 8	1739-690-900-00	150 1
	148 3	1739-611-230-00	109 7	1739-690-910-00	150 2
1739-530-510-00	93 1	1739-619-210-00	110 3	1739-702-001-10	126 5
1739-530-520-00	93 9	1739-660-200-20	116 1		153 3
1739-530-530-00	93 29	1739-660-212-00	116 4		154 16
1739-530-540-00	93 1-A	1739-670-200-20	118 1	1739-702-220-20	152 1
1739-530-550-00	93 7	1739-670-201-00	118 28	1739-702-230-20	152 2
1739-553-001-00	95 31		119 29	1739-702-240-10	125 1-A
	96 25	1739-670-202-00	118 29		127 1-A
1739-554-001-10	97 11		119 30		128 1
1739-554-002-10	97 16		119 30-B		129 1
1739-554-003-00	97 10	1739-670-202-10	119 30-A	1739-702-250-10	125 2-A
1739-554-210-20	97 1		119 30-C		127 2-A
1739-554-220-00	97 2	1739-670-210-00	118 2		128 2
1739-554-240-10	97 12	1739-670-220-00	118 9		129 2
1739-554-260-00	97 19		119 8	1739-702-250-20	125 2-B
1739-554-270-00	97 7		119 8-C		127 2-B
1739-554-280-00	97 13	1739-670-220-10	119 8-A		128 2-A
1739-601-220-00	99 1		119 8-D		129 2-A
1739-602-002-00	100 2	1739-670-220-20	119 8-B	1739-702-300-10	153 1
1739-602-002-10	100 2-A		119 8-E	1739-702-300-20	153 1-A
1739-602-004-00	100 9	1739-670-300-10	119 1	1739-702-500-00	154 1
1739-602-210-00	100 15	1739-670-310-00	119 2	1739-702-500-10	154 1-A
1739-602-210-10	100 15-A	1739-670-400-00	119 1-A	1739-901-001-00	130 1
1739-604-001-00	102 1	1739-670-400-10	119 1-B		131 1
	103 1	1739-670-400-20	119 1-C	1739-901-002-00	130 2
1739-604-002-00	102 2	1739-670-400-30	119 1-D		131 2
	103 2	1739-670-401-00	119 29-A	1739-901-003-00	130 4
1739-606-200-00	105 1	1739-670-402-00	119 31-B		131 4
	106 1	1739-670-410-00	119 2-A	1739-902-001-00	133 2-A
1739-606-200-10	105 1-A	1739-670-410-10	119 2-B		134 3
	106 1-A	1739-681-210-20	122 17	1739-904-001-00	135 6
1739-606-200-20	105 1-B	1739-681-220-00	122 1-A		136 6
	106 1-B	1739-681-220-10	122 1-B	1739-904-002-00	135 1-A
1739-606-210-00	105 11	1739-690-001-00	124 16		136 1
	106 11	1739-690-091-00	150 6	1739-904-003-00	135 2
1739-606-210-10	105 11-A	1739-690-200-10	124 1		136 2
	106 11-A	1739-690-200-20	124 1-A	1739-904-004-00	135 13-A
1739-606-210-20	105 11-B	1739-690-200-30	124 1-B	1739-919-001-00	90 8
	106 11-B	1739-690-200-40	124 1-C		128 12
1739-606-220-10	105 22	1739-690-200-50	124 1-D		129 13
	106 17	1739-690-200-60	124 1-E	1739-919-001-10	90 8-A
1739-606-220-20	106 17-A	1739-690-200-70	124 1-F	1740-313-300-00	54 8
1739-606-220-30	104 23-A	1739-690-202-00	124 11	1740-313-301-00	54 12
1739-611-001-00	108 7	1739-690-230-00	124 27	1740-660-250-10	116 6

Numerical Index

1739-097-100-20

Part Code	Fig. Key	Part Code	Fig. Key	Part Code	Fig. Key
1740-680-530-00	122 7	2186-536-253-00	119 26-A	3623-263-001-00	123 28-A
	122 7-A	2186-536-254-00	117 26-A		124 22-A
1740-680-550-00	119 27-A		118 26-A	3626-276-003-00	123 28
1740-680-551-00	119 28		119 25		124 22
1740-903-075-00	133 6-B		119 25-A	3631-270-003-00	117 23
	134 7	2186-536-255-00	117 23-A		118 23
1742-111-220-00	9 4-A		118 23-A	3640-561-003-00	27 4
	10 4		119 22	3642-212-002-00	49 11-A
	11 4-A		119 22-A		50 18-A
	12 4-A	2500-210-016-00	39 16	3650-106-006-00	107 24
1742-611-240-00	107 27		40 16		108 4
1752-102-006-00	2 9	2500-623-201-00	150 4		109 4
1771-407-001-10	59 3	2500-901-027-00	137 1	3650-270-214-00	123 27
1772-635-001-10	112 1	2504-135-006-00	39 14-A		124 12
1773-652-212-00	124 4-A		40 14-A		124 12-A
2139-505-002-00	94 22	2504-165-002-10	52 6-C		124 12-B
	95 22		61 21-B		124 15
	96 16		62 24-B		150 5
2144-117-002-00	107 10	2512-206-001-00	49 3-A	3650-380-220-10	93 20
2144-307-004-00	33 1	2515-103-002-10	3 14-A		97 9-A
2144-513-004-00	51 5		4 12-A	3650-831-004-00	3 15-B
2144-519-007-00	77 21	2706-501-003-00	8 5		4 13-B
	78 25		9 5	3656-271-001-00	120 11
	79 2		11 5		121 21
2147-537-005-00	115 4		12 5		122 16
2150-661-002-00	2 14	2706-501-004-00	8 6		150 9
2161-506-005-00	100 7		9 6	3659-301-001-00	3 2
	101 7		11 6		4 2
	104 5		12 6	3661-212-001-00	95 32
	104 17	3517-205-007-00	107 25		96 26
	105 5		108 5	3662-223-005-00	77 28
	105 15		109 5		78 32
	106 5	3560-201-015-00	39 10		79 9
	106 15		40 10	3666-202-005-00	2 10
2161-506-252-00	120 13	3614-261-002-00	117 8		35 5
	121 4		118 8		61 12
	122 12		119 7		62 12
	122 12-A		119 7-A		92 42
2161-506-260-00	120 12	3621-211-003-00	77 31		148 52
	121 3		78 35	3666-202-005-10	2 10-A
	122 11		79 12		35 5-A
	122 11-A		94 16		61 12-A
2186-536-253-00	117 27-A		95 16		62 12-A
	118 27-A		96 10		148 52-A
	119 26	3621-702-003-00	71 7	3670-231-004-00	104 24

Numerical Index

1739-097-100-20

Part Code	Fig. Key	Part Code	Fig. Key	Part Code	Fig. Key
3673-701-005-00	28 10	7963-611-003-00	94 11	J062-111-120-00	7 19
	41 2		95 11	J062-119-126-00	6 9
	42 2		96 5		7 3-B
3673-701-006-00	41 4	8654-203-201-00	97 14		7 4-A
	42 4	8654-901-002-00	135 10		7 8-A
3740-162-005-00	2 13		136 10		7 15
3756-361-002-00	104 10	8657-608-053-10	94 20		7 19-A
	104 20		95 20	J062-138-148-00	75 6
	105 8		96 14		76 3
	105 18	8657-611-001-00	94 24	K167-005-000-00	57 1
	106 8		95 24	K167-005-000-10	57 1-A
3768-171-003-00	123 33		96 18	K167-005-000-20	57 1-B
	124 27-A	8657-611-003-00	94 27	K167-005-001-00	57 3
3805-210-021-00	52 6-A		95 27	K167-005-001-10	57 3-B
	61 21		96 21	K167-005-200-00	57 2
	62 24	8657-611-004-00	94 32	K167-005-200-10	57 2-A
3805-210-021-10	52 6-B		96 28	K167-005-300-00	57 4
	61 21-A	8657-901-001-00	132 10	K167-005-300-10	57 4-A
	62 24-A		133 9	K167-005-310-00	57 7
	66 11		134 10	K167-005-310-10	57 7-A
3805-221-007-00	49 11	8657-901-002-00	132 11	K177-006-203-00	57 3-A
	50 18		133 10	K182-002-002-00	97 4
3805-371-007-00	61 14		134 11	K182-032-001-00	97 3
	62 14	A101-251-008-00	50 2	K182-032-002-00	97 5
3814-835-038-00	39 6	J061-120-032-00	80 5	K182-032-003-00	97 6
	40 6		81 5	K182-034-002-00	57 5
3829-387-410-00	81 23-B		82 5		57 8
	82 23-A		83 5	K182-034-003-00	57 6
	83 25-B	J061-210-015-00	2 29		57 9
	83 28-A	J061-230-038-00	2 21	K200-035-008-00	97 8
4101-102-038-00	3 16	J061-236-044-00	2 22	K211-008-011-00	156 12
	4 14	J061-247-055-00	5 8	K211-066-000-10	80 15
	39 10-A		5 10		81 15
	40 10-A	J062-104-111-00	6 2		82 15
6221-408-003-00	2 45		6 15		83 15
6221-408-007-00	2 44		7 9	K211-066-003-00	156 2
6221-408-008-00	2 38		7 21	K211-066-004-00	156 9
6221-408-009-00	2 39		8 3	K211-066-005-10	156 4
6221-408-010-00	2 40		9 3	K211-066-006-00	156 5
6221-408-013-00	2 43		10 3	K211-066-007-00	156 20
6283-130-002-00	119 15-A		11 3	K211-066-100-00	156 15
7930-601-002-00	85 20		12 3	K211-066-200-00	156 1
	86 20	J062-111-120-00	6 3	K211-066-300-00	156 3
	88 18		6 13	K234-001-005-00	156 18
	147 16		7 3	K250-054-000-00	156 13

Part Code	Fig. Key	Part Code	Fig. Key	Part Code	Fig. Key
K275-001-003-00	20 9-A	K510-005-023-00	157 23	V120-364-003-00	122 15
	21 7	K510-006-006-00	157 4-A	V120-376-001-20	93 31
	157 29	K510-006-006-10	157 4-B	V120-376-001-60	102 4
K510-001-000-10	22 1-A	K510-006-015-00	157 13-A		103 4
	23 1	P112-521-350-00	81 23-A	V120-376-002-00	102 13
K510-001-001-00	157 1		82 23		103 13
K510-001-001-10	157 1-A		83 25-A	V200-260-603-00	2 12
K510-001-001-20	157 1-B		83 28	V200-360-601-60	77 16
K510-001-004-00	157 2	P117-303-522-00	117 11		78 20
K510-001-005-00	157 3		118 11		79 33
K510-001-006-00	157 4		119 10	V200-360-606-50	80 18
K510-001-007-00	157 5		119 10-A		81 18
K510-001-008-00	157 6	P117-303-523-00	117 12		82 18
K510-001-009-00	157 7		118 12		83 18
K510-001-010-00	157 8		119 11	V201-260-801-20	78 8
K510-001-011-00	157 9		119 11-A		79 22
K510-001-012-00	157 10	P117-303-524-00	117 13	V201-260-801-6B	76 20
K510-001-013-00	157 11		118 13	V201-260-802-00	53 13
K510-001-014-00	157 12		119 12		54 13
K510-001-015-00	157 13		119 12-A	V201-260-802-50	2 31
K510-001-016-00	157 15	P117-303-525-00	117 14		150 7
K510-001-017-00	157 16		118 14	V201-260-803-0B	76 12
K510-001-018-00	157 17		119 13	V201-260-806-50	6 5
	157 17-A		119 13-A		7 11
K510-001-019-00	157 18	P117-303-526-00	117 15	V201-261-004-00	39 22
K510-001-020-00	157 19		118 15		40 22
K510-001-024-00	157 24		119 14	V201-261-005-00	126 7
K510-001-025-00	157 25		119 14-A		154 18
K510-001-026-00	157 27	P118-702-033-00	20 9	V201-261-007-00	39 23
K510-001-029-00	16 3-A		45 4		40 23
	19 3-A		46 4	V201-261-010-00	2 35
	20 11-A		92 36	V201-360-802-00	77 7
	21 9		92 45		79 25
	157 28		93 23	V201-361-003-50	64 49
K510-001-030-00	157 35-A		148 46		64 53
K510-001-031-00	157 36		148 54		64 73
K510-001-032-00	157 39		149 11		70 25
K510-001-034-00	157 40	V111-163-001-00	115 11		70 25-A
K510-001-036-00	157 45	V111-166-001-60	115 10		70 29
K510-001-039-00	157 35-B	V111-166-004-00	80 45		70 29-A
K510-001-100-00	157 47		81 49		71 11
K510-002-005-00	157 3-A	V120-265-003-00	121 15	V201-361-006-50	20 6
K510-003-021-00	157 20		122 26	V201-361-007-00	75 25
K510-003-022-00	157 21	V120-364-003-00	120 10	V201-361-007-50	22 3
K510-003-037-00	157 22		121 20	V201-361-008-50	75 23

Numerical Index

1739-097-100-20

Part Code	Fig. Key	Part Code	Fig. Key	Part Code	Fig. Key
V201-361-008-5B	75 24	V203-361-002-50	15 8	V210-360-601-60	122 21
	76 11	V203-361-003-00	4 16		123 10
V201-361-014-00	22 4	V203-361-003-50	4 16-A		124 13
	23 4	V203-361-004-00	43 5	V210-360-602-00	92 6
V201-361-202-50	63 2	V203-361-203-50	94 2		93 6
V201-361-203-00	16 6		95 2		114 4
	17 5	V203-461-002-00	1 3		117 32
	18 5		123 30		118 37
	19 6		124 24		119 37
	64 27	V210-260-601-20	61 26		148 13
	64 34		62 29	V210-360-603-00	122 18
	70 3	V210-260-601-60	2 46	V210-360-603-50	92 4
	70 3-A	V210-360-601-20	2 17		93 4
	70 10		6 11		148 11
	70 10-A		7 17	V210-360-604-00	110 5
	142 2		61 16	V210-560-602-50	80 21
V201-361-203-50	18 6		62 17	V210-560-603-00	82 21
	19 7		65 9	V210-560-603-50	80 8
	97 17		66 9		81 8
	155 2		98 12		82 8
V201-361-204-50	141 2		99 12		83 8
V201-361-402-50	61 5		100 8		156 7
	62 5		101 8	V210-560-604-00	81 26
V201-361-403-50	85 18	V210-360-601-60	1 10		83 22
	85 18-A		61 19		146 7
	86 18		62 22		148 5
	86 18-A		100 12	V211-260-801-60	60 4
	87 2		110 2	V211-260-802-00	3 11
	88 16		117 31		4 11
	125 3		118 36		39 11
	127 3		119 36		40 11
	128 3		120 2		85 28
	129 3		120 3		86 28
	151 3		120 5		104 12
V201-361-404-00	91 2		120 7		104 22
	125 6		120 14		105 10
	127 4		121 2		105 20
	127 7		121 5		106 10
	129 4		121 18	V211-260-802-50	8 13
	151 6		122 2		9 14
V201-361-404-50	90 2		122 4		10 13
	128 6		122 6		39 11-A
	129 7		122 6-A		39 31
V201-461-002-50	107 28		122 8		40 11-A
V203-261-002-00	3 12		122 13		40 31

Part Code	Fig. Key	Part Code	Fig. Key	Part Code	Fig. Key
V211-261-002-00	107 22	V211-360-802-50	11 14	V211-561-003-00	86 3
	108 2		12 14		88 3
	109 2		34 6		147 4
V211-261-002-50	49 6		34 12	V211-561-003-50	29 4
	50 9		77 7-B		76 16
V211-360-801-60	2 28-A		78 11	V211-561-004-00	29 5
	3 5		79 25-A		57 14
	3 15		92 46	V211-660-803-00	58 3
	4 5		125 10		59 5
	4 13		126 6-A	V211-660-803-50	4 18
	23 15		127 11	V211-661-003-00	64 65
	29 7		128 14		70 41
	30 7		129 15		70 41-A
	60 4-A		148 55	V211-661-004-00	20 3
	61 8		149 12		45 3
62 8		151 10	V211-661-004-50	20 4	
98 7	V211-360-803-00	63 8	V211-661-005-00	20 5	
99 7		141 8		21 5	
100 17		142 8	V220-541-003-50	157 46	
104 26	V211-360-803-50	108 9		159 35	
105 23		148 37	V230-360-601-20	1 10-A	
106 18	V211-360-804-50	11 15		2 46-A	
107 20		12 15		7 17-A	
109 8	V211-361-002-00	123 29		61 16-A	
111 4		124 23		61 19-A	
123 36	V211-361-002-50	13 17		61 26-A	
124 31	V211-361-003-00	76 18		62 17-A	
153 4	V211-560-802-00	39 7		62 22-A	
V211-360-802-00	2 28		40 7		62 29-A
	3 15-A	V211-560-802-50	80 11		120 2-A
	4 13-A		81 11		120 3-A
	4 19		82 11		120 5-A
	22 15		83 11		120 7-A
	98 16	V211-560-803-00	15 10		122 2-A
	99 16		65 7		122 4-A
	104 7		66 7		122 6-B
	108 10	V211-560-803-50	4 18-A		122 8-A
	112 2	V211-561-002-50	61 10		123 10-A
121 8		62 10		124 13-A	
121 16	V211-561-003-00	57 13	V230-360-601-60	117 31-A	
122 27		64 11		119 36-A	
126 6		67 11	V230-360-603-00	2 12-A	
154 17		67 11-A	V231-360-801-20	61 8-A	
V211-360-802-50	9 14-A		76 18-A		62 8-A
	10 13-A		85 3	V231-360-801-60	3 11-A

Numerical Index

1739-097-100-20

Part Code	Fig. Key	Part Code	Fig. Key	Part Code	Fig. Key			
V231-360-801-60	4 11-A	V301-260-006-00	79 34	V304-260-012-00	94 28			
	4 19-A		92 5		95 28			
	60 4-B		93 5		96 22			
	62 18		107 6		147 11			
	85 28-A		148 12		155 4			
	86 28-A		V304-260-008-00		2 33	V304-260-016-00	89 9	
	104 12-A				8 16		97 21	
	104 22-A				9 17		126 11	
	104 26-A				10 16		147 30	
	106 10-A				11 18		154 4	
	106 18-A				12 18		V304-260-020-00	85 25
	111 4-A				39 18			86 25
	122 27-A				39 34			88 23
	V231-360-802-00		34 6-A		39 36	89 5		
34 12-A		40 18	147 21					
77 7-A		40 34	147 26					
V231-360-802-50	2 31-A	40 36	V304-460-008-00	1 6				
V231-361-002-00	13 17-A	53 15	V304-460-010-00	64 50				
	49 6-A	54 15		64 54				
	50 9-A	77 19		64 74				
	61 10-A	78 23		70 26				
	62 10-A	79 37		70 26-A				
	V231-361-002-50	85 3-A		80 13	70 30			
		86 3-A		81 13	70 30-A			
93 8		82 13	71 12					
109 9		83 13	V304-460-012-00	141 4				
V231-361-003-00		30 4	85 29	V304-460-014-00	85 17			
V231-361-003-50	21 3	86 29	86 17					
	46 3	93 19	90 4					
	50 9-B	V304-260-010-00	14 9	91 4				
	V231-361-004-00		21 4	39 24	125 8			
	30 5	40 24	125 12					
V231-361-006-00	21 6	49 12	126 3					
V231-361-007-00	23 3	50 19	127 9					
V231-361-204-00	66 12	80 47	127 13					
V251-260-802-50	80 12	81 51	128 8					
	81 12	94 33-A	129 9					
	82 12	95 35	151 8					
	83 12	96 29-A	151 13					
	V251-341-403-20	85 16	126 8	152 4				
	86 16	154 19	153 7					
V273-360-601-50	98 10	V304-260-012-00	66 13	154 15				
	99 10		85 10	V304-700-008-00	3 3			
V301-260-006-00	77 17		86 10	4 3				
	78 21		88 10	V327-261-216-00	64 69			

Numerical Index

1739-097-100-20

Part Code	Fig.	Key	Part Code	Fig.	Key	Part Code	Fig.	Key
V327-261-216-00	68	4	V362-260-008-00	94	31	V401-160-006-00	115	12
	68	4-A		95	33		124	18
	69	5		96	27	V401-160-008-00	1	7
V327-262-110-00	73	8	98	8	6		6	
	74	8	99	8	7	12		
V328-262-112-00	71	8	111	3		39	35	
V334-460-016-00	94	6	112	3		40	35	
	95	6	116	5		53	14	
V335-260-012-00	73	3	116	7		54	14	
	74	3	125	11		76	14	
V341-120-008-00	8	17	127	12		76	21	
	9	18	128	15		78	9	
	10	17	129	16		79	23	
	11	19	148	36		80	14	
	12	19	151	11		81	14	
V350-160-004-00	102	10	V363-260-008-00	63	9		82	14
	102	10-A		92	40		83	14
	103	10		92	47	V401-160-010-00	1	4
	103	10-A		98	15		3	13
V350-160-005-00	100	3	98	20		4	17	
	101	3	99	15		4	17-A	
V360-260-006-00	2	18	99	21		4	17-B	
	98	13	107	13		15	9	
	99	13	107	15		20	7	
	122	5	107	19		22	5	
	123	11	141	9		23	5	
V360-260-012-00	66	14	142	9		43	6	
V361-260-006-00	100	10	148	50		73	9	
	100	16	148	56		74	9	
	102	6	149	13		75	26	
	103	6	V363-260-010-00	2	36		76	13
	114	6		66	15		76	19
	120	8	V371-160-006-00	13	5		107	29
V362-260-008-00	39	39	V401-160-006-00	13	6		123	31
	40	39		39	28		124	25
	62	19		40	28	V401-160-012-00	16	7
	77	8		49	8		17	6
	77	8-A		50	11		18	7
	78	12		80	19		19	8
	79	26		80	46		63	3
	79	26-A		81	19		64	28
	85	29-A		81	50		64	35
	86	29-A		82	19		70	4
	92	27		83	19		70	4-A
	93	26		107	7		70	11

Numerical Index

1739-097-100-20

Part Code	Fig. Key	Part Code	Fig. Key	Part Code	Fig. Key
V401-160-012-00	70 11-A	V411-260-005-00	149 6	V411-260-010-00	50 21
	94 3	V411-260-006-00	13 7		52 2
	95 3		14 2		58 6
	97 18		44 5		107 30
	141 3		51 11		123 32
	142 3		77 22		124 26
	155 3		78 26	V411-260-012-00	53 4
V401-160-014-00	61 6		79 3		53 18
	62 6		124 19		54 4
	85 19	V411-260-008-00	1 8		54 18
	86 19		6 7		94 12
	87 3		7 13		94 26
	88 17		38 4		95 12
	90 3		39 40		95 26
	91 3		40 40		96 6
	125 4		50 14		96 20
	125 7		51 7		98 17
	125 13		53 6		99 17
	126 4		53 21		99 18
	127 5		53 25		100 14
	127 8		54 6		115 5
	127 14		54 21	V411-260-014-00	97 23
	128 4		54 25	V411-260-016-00	39 29
	128 7		77 14		40 29
	129 5		77 25		64 70
	129 8		78 10		68 5
	151 4		78 18		68 5-A
	151 7		78 29		69 6
	151 14		79 6		126 13
	152 3		79 24		154 6
	153 6		79 31	V411-260-018-00	71 5
	154 14		79 36	V500-162-001-00	14 3
V401-160-016-00	89 10		100 11	V500-162-001-50	44 6
	126 12		100 13		51 12
	147 31		104 9		77 23
	154 5		104 19		78 27
V401-700-008-00	3 4		105 7		79 4
	4 4		105 17	V500-162-002-00	38 5-A
V411-260-004-00	116 12		106 7		51 8-A
V411-260-005-00	92 11		114 5		52 3
	92 14	V411-260-010-00	14 8	V500-162-501-50	53 7
	93 12		20 8		53 22
	93 15		22 6		54 7
	148 18		23 6		54 22
	148 21		49 14	V500-162-502-00	38 5

Numerical Index

1739-097-100-20

Part Code	Fig. Key	Part Code	Fig. Key	Part Code	Fig. Key	
V500-162-502-00	39 15	V523-101-002-40	64 36	V600-110-600-40	26 10	
	39 41		64 64	V600-110-600-50	24 2	
	40 15		70 5		24 7	
	40 41		70 5-A		25 2	
	49 15		70 12	V600-110-600-70	28 19	
	50 15		70 12-A		47 2	
	50 22		70 40	V600-110-600-90	43 7	
	51 8		70 40-A	V600-110-601-00	67 18	
	53 26		V560-160-005-00	92 12		67 18-A
	54 26			92 15	V600-110-620-30	24 5
	85 13			93 13	V600-110-620-40	24 4
	86 13			93 16		25 5
	88 13			148 19		28 16
	147 14			148 22		28 22
V500-162-502-50	94 25	149 5			28 26	
	95 25	V560-160-006-00		77 5		157 14
	96 19			78 5	V600-110-620-50	28 6
V500-162-503-00	73 10			79 19		28 27
	74 10	V560-160-008-00		77 12		70 17
V500-163-002-00	94 13			77 26		70 37
	95 13	78 16		V600-110-620-60	70 14	
	96 7	78 30			70 38	
V500-163-002-50	71 9	79 7	V600-110-621-00	43 8		
	97 24	79 30	V600-110-630-40	28 18		
V500-163-003-00	94 17	V560-160-010-00	85 6		70 32	
	95 17		86 6	V600-110-690-30	157 41	
	96 11		88 6	V600-110-690-90	64 44	
	V500-164-004-00		64 71	147 7		70 20
68 6		V580-140-402-50	94 33		70 20-A	
68 6-A			96 29	V600-110-691-00	64 43	
69 7	V580-140-502-50		64 16		70 19	
V511-100-805-00		49 2	67 16		70 19-A	
	50 7		67 16-A	V600-111-600-40	28 7	
V523-100-801-60	20 2	V580-140-503-20	22 12	V600-111-600-50	25 3	
	21 2		23 12	V600-150-600-30	157 42	
	22 2		71 6	V600-150-620-50	145 6	
	23 2	V580-140-602-20	77 3	V600-410-600-40	26 4-A	
	29 3		78 3		26 10-A	
	30 3		79 17	V600-410-600-50	24 2-A	
	48 6	V580-140-802-80	35 2		24 7-A	
	48 13		36 2		25 2-A	
	V523-101-002-40		43 4	37 2	V600-410-600-70	28 19-A
		45 2	38 2		47 2-A	
46 2		V580-140-805-00	75 15	V600-410-620-30	24 5-A	
64 29			V600-110-600-40	26 4	V600-410-620-40	24 4-A

Numerical Index

1739-097-100-20

Part Code	Fig. Key	Part Code	Fig. Key	Part Code	Fig. Key
V600-410-620-40	25 5-A	V704-140-020-00	50 3	V707-140-068-00	64 46
	28 16-A		157 32		70 22
	28 22-A		159 31		70 22-A
	28 26-A	V704-140-022-00	49 18	V710-140-004-00	156 6
V600-410-620-50	28 6-A		50 25	V720-101-900-90	126 17
	28 27-A	V704-140-025-00	26 9		154 10
	70 17-A		39 3	V720-102-401-00	158 2
	70 17-B		40 3	V720-103-504-10	157 26
	70 37-A		64 6	V720-103-504-40	158 6
	70 37-B		67 6	V720-111-900-80	16 2
V600-410-620-60	70 14-A		67 6-A		17 2
	70 14-B	V704-140-028-00	51 4		18 2
	70 38-A	V704-140-030-00	28 25		19 2
	70 38-B	V704-140-035-00	47 4		76 10
V600-410-630-40	28 18-A		75 22	V720-111-901-00	22 7
	70 32-A	V705-140-025-00	80 39		23 7
	70 32-B		81 43		80 37
V682-200-000-90	80 42		84 16		81 41
	81 46	V705-140-030-00	157 43	V720-112-401-00	156 23
V682-200-001-00	31 4		159 33	V720-112-401-10	20 10
	32 6	V705-140-032-00	157 34		21 8
	34 5	V705-140-042-00	26 5		80 24
	34 11		26 11		80 26
	156 10		27 3		80 28
V682-200-001-20	84 8	V705-140-047-00	64 9		80 35
V682-200-001-90	48 4		67 9		81 22
	48 11		67 9-A		81 22-A
V704-140-012-00	53 5		157 33		81 24
	53 19		157 33-A		81 25
	54 5		159 32		81 25-A
	54 19	V705-140-052-00	28 11		81 28
V704-140-015-00	107 26		28 28		81 30
	108 6	V706-140-040-00	64 20		81 32
	109 6		67 20		81 39
V704-140-016-00	39 30		67 20-A		82 24
	40 30		75 18		82 25
	44 7	V706-140-045-00	64 45		82 27
	77 32		70 21		82 29
	78 36		70 21-A		83 24
	79 13	V706-140-050-00	64 19		83 24-A
V704-140-017-00	157 44		67 19		83 26
	159 38		67 19-A		83 27
V704-140-018-00	38 9	V707-140-062-00	64 39		83 27-A
V704-140-020-00	26 8		70 15		83 29
	28 8		70 15-A		83 30

Numerical Index

1739-097-100-20

Part Code	Fig. Key	Part Code	Fig. Key	Part Code	Fig. Key	
V720-112-401-10	83 32	V720-112-401-40	156 11	V721-103-109-00	70 2	
	83 34		157 30		70 2-A	
	84 4		159 5		70 9	
	84 10	V720-112-401-50	22 8		70 9-A	
	92 17		23 8	V723-102-004-20	57 11	
	92 19	V720-112-401-60	31 6	V723-111-501-60	156 17	
	92 24		32 2		156 17	
	92 29		44 8	V723-112-003-80	57 10	
	92 31	V720-112-401-80	156 19	V730-101-601-20	157 49	
	92 33		80 32	V730-102-802-20	64 24	
	92 35		81 36		68 8	
	92 52		82 33		68 8-A	
	93 22		83 37	V742-135-500-60	75 21	
	148 7		126 15	V744-120-320-80	157 35	
	148 9		154 8	V744-120-420-80	26 12	
	148 24		V720-112-402-00	80 7	V744-120-470-70	157 37
	148 26			80 17	V760-150-000-00	39 27
	148 31			81 7		40 27
	148 39	81 17			49 7-A	
	148 41	82 7			50 10-A	
	148 43	82 17			69 9	
	148 45	83 7			97 15	
	148 61	83 17		V761-150-000-00	49 7	
	149 8	156 14			50 10	
	157 31	156 16		V762-150-000-00	69 8	
	V720-112-401-20	159 6		V780-140-000-10	75 9	
		80 29	V720-112-402-10		76 7	
		81 33		V780-140-000-20	76 8	
		82 30	V720-113-502-20	64 23		80 22
		83 21		68 7		82 22
		84 14		68 7-A	V780-140-000-2T	156 8
		146 8	V720-113-502-80	80 3	V780-140-000-6T	156 21
		157 48		81 3	V782-160-000-20	76 9
V720-112-401-40		16 4		82 3	V782-160-000-2T	75 10
		16 5		83 3	V782-160-000-4B	64 48
	17 4	V720-115-706-50	75 12		64 52	
	18 4	V721-103-104-00	22 10		70 24	
	19 4		23 10		70 24-A	
	19 5	V721-103-105-50	64 8		70 28	
	20 12		67 8		70 28-A	
	20 13		67 8-A			
	21 10	V721-103-106-00	22 9			
	34 3		23 9			
34 9	V721-103-109-00	64 26				
148 33		64 33				

Alphabetical Index

6004-097-291-20

Description	Fig. Key	Description	Fig. Key	Description	Fig. Key
ADAPTER/255X065 ASSY	25 1	BOLT	36 19	CLIP/HOSE/7.6-8.2	24 4-A
ARM/CONTROL	23 29		36 20	CLIP/HOSE/8.7-9.3	24 9
ARM/FLOATING COMP	23 19		36 21		24 9-A
ARM/TENSION	25 2		36 22	CLUTCH/STARTER ASSY	35 6
	25 2-A		36 24	COLLOR	36 3
ARMATURE/STARTE ASSY	35 5	BOLT, ADJUST	6 29	CONNECTINGROD ASSY	15 5-A
BALL	2 5	BOLT, JOINT	19 13	CONNECTOR	24 1
BEARING, RB/6004	23 13	BOLT, SEMS/M10X20	9 3	CONNECTOR, OIL FILTER	6 24
BEARING, RB/6203	23 12	BOLT, SEMS/M6X12	14 5	CONNECTOR/FUEL	24 1-A
BEARING, THRUST CRANK	6 13		23 15	CONNECTOR/GLOWPLUG	27 4
	7 2	BOLT, SEMS/M8X25 7T	5 3		28 5
	7 4	BOLT/CONNECTINGROD	15 6		28 5-A
BEARING/BALL	36 6		15 6-A		29 5
	36 11	BOLT/CRANK	17 10-A	COVER	10 43
BEARING/CONNECTING R	7 5		18 9		35 11
	7 5-A	BOLT/FLANGE	17 7		36 13
	7 6		18 7	COVER, BEARING	36 5
	7 6-A	BOLT/HI- IDLESTOPPER	10 31	COVER, INJ PUMP	6 25
	15 8	BOLT/M10X1.25X82	2 7	COVER/CYLINDER HEAD	3 1
	15 8-A	BOLT/M6	10 35	CRANKSHAFT ASSY	17 1
BEARING/CRANK/LOWER	6 12	BOLT/M6X10	23 17		17 1-A
BEARING/CRANK/UPPER	6 11	BOLT/M6X18	23 25		18 1
BEARING/NEEDLE	35 8	BOLT/M8X20	10 41	CUP/SEALING/12	6 7
	35 9		23 7-A	CUP/SEALING/16	10 3
BEARING/OILLESS	35 12	BOLT/S	21 4-A		10 3-A
	35 14	BOLT/THROUGH	35 30	CUP/SEALING/28	6 3
	35 16	BOLT/WASHERHEAD	34 10	CUP/SEALING/36	6 4
BEARING/WATER PUMP	20 3	BOLT/WS	19 6	CUTTER, VALVE	13 5
BEARING/WATERPUMP	20 4	BRACKET ROCKER SHAFT	13 12	CYLINDERBLOCK ASSY	6 1
BEARING/WITH SHOCKAB	35 13	BRACKET, ROCKER SHAFT	13 13		6 1-A
BELT/VCOGHM33.5	21 5	BRUSH	36 17	CYLINDERHEAD ASSY	2 1
BELT/VCOGHM34.0	21 5-A	BRUSH/STARTER	35 2		2 1-A
BODY/NOZZLE HOLDER	33 2	BUSH	36 15	DOWEL	6 21
BODY/OILPUMP	19 2	CAMSHAFT/INJECTION P	23 9	ELEMENT ASSY	34 9
BODY/WATERPUMP	20 2	CAP, BLANK/30	10 37	FAN/COOLING	21 1
BOLT	2 7-A	CAP, OIL FILLER	3 2	FLANGEBOLT	4 3
	6 2	CAP, SEALING	2 2		4 4
	10 40	CAP/HI- IDLESTOPPER	10 34		6 27
	13 18		10 34-A		8 4
	17 10	CAP/MAXPOWERSTOPPER	10 17		10 6
	19 7	CARTRIDGE/OILFILTER	19 15		10 7
	21 4	CLAMP, STRAINER	19 10		10 9
	26 8	CLAMP/WIRE/10-12	24 7		10 10
	36 9	CLAMP/WIRE/10-15	20 21		10 11
	36 10	CLIP/HOSE/7.6-8.2	24 4		10 12

Description	Fig. Key	Description	Fig. Key	Description	Fig. Key
FLANGE BOLT	10 42	GASKET/GEARCASE	10 26	INJECTIONNOZZLE ASSY	22 1-A
	11 2		32 14	INJECTIONPUMP ASSY	23 1
	12 2	GASKET/HOUSING	20 23	JOINTT-TYPE 2	24 6
	13 19		32 19	KEY/07X05X09	14 3
	19 11	GASKET/PLATE	10 39		23 11
	20 13		32 15	KEY/07X05X20	17 4
	20 18	GASKET/WATER PUMP	20 12		18 4
	20 24		32 17	LABELFUEL	31 1
	20 25	GEAR, CAMSHAFT	14 2	LABELGC2300/2004	30 1
	20 29	GEAR/CAMSHAFT	14 2-A	LEVELGAGE	6 31
	21 4-B	GEAR/CRANK	17 3	LEVER (CONTROL) COMP	23 24
	23 7		18 3	LEVER/PINIONDRIVE	35 19
	26 3	GEAR/IDLE ASSY	14 6	MANIFOLD (INLET) ASSY	4 1
	26 5	GEAR/INJECTIONPUMP	23 10	MANIFOLD/EXHAUST	5 1
	27 7		23 10-A	METAL, CRANK SET	6 10
	28 8		23 10-B		7 1
	29 8	GEAR/OILPUMP ASSY	19 3		7 3
	23 16	GEAR/STARTER PLANETA	35 17	NIPPLE	6 22
	FLYWEIGHT				
	FLYWHEEL ASSY	17 5	GEAR/STARTERINTERNAL	35 18	NOZZLE ASSY
	18 5	GEARCASE ASSY	10 1	NUT	6 30
FRAME	36 12		10 1-A		10 36
FRAME/COMMUTATOR END	35 10	GENERATOR ASSY	26 1		10 45-A
FRAME/DRIVEEND ASSY	36 7	GLOWPLUG	27 3		13 17
GASKET	3 5		28 3		23 26
	3 5-A		28 3-A		23 30
	20 8		29 3		33 51
	27 6	HANGER	11 1		35 28
	28 7		12 1		35 29
	29 7	HOLDER ASSY	36 14		35 34
	32 5	HOLDER/BRUSH ASSY	36 16		36 2
	32 5-A	HOLDER/DELIVERYVALVE	34 4		36 23
	32 21	HOLDER/NOZZLE ASSY	33 1		36 25
GASKET, EXH. MANIFOLD	5 2		33 1-A	NUT/CAP	3 4
	32 7	HOLDER/STARTER ASSY	35 3	NUT/FLANGE	15 7
GASKET, INLET MANIFOLD	4 2	HOSE/RABBER	3 6		28 4
	32 6	HOSE/RUBBER	3 6-A		29 4
GASKET, NOZZLE	22 3		20 20	NUT/HI-IDLESTOPPER	10 32
GASKET, SPACER	20 16		24 5	NUT/M 6	23 26-A
	32 18	HOSE/RUBBER/160	24 3	NUT/M08	10 8
GASKET/COVER	6 26	HOSE/RUBBER/70	24 5-A		13 20
	10 44	HOUSING ASSY	34 8		20 14
	32 11		34 8-A		20 19
GASKET/CYLINDERHEAD	2 6	HOUSING/STARTER ASSY	35 7		23 8
	32 3	HOUSING/THERMOSTAT	20 22	NUT/M10	26 6
GASKET/DELIVERYVALVE	34 6	INJECTIONNOZZLE ASSY	22 1		26 6-A

Alphabetical Index

6004-097-291-20

Description	Fig. Key	Description	Fig. Key	Description	Fig. Key
NUT/M6	6 30-A	PIPE/INJECTION ASSY	22 5	PLUG/M14X1.5	8 2-A
	10 36-A		22 6	PLUG/PT1/2	2 3
	23 30-A	PIPE/WATER PUMP	20 11	PLUG/PT1/8	10 19-A
NUT/M8	10 45	PIPE/WATERDRAIN	6 23	PLUG/SCREW	10 23
	35 32	PIPE/WATEROUTLET	20 27	PLUG/SCREW/SEAL	10 19-B
NUT/MAXPOWERSTOPPER	10 15	PISTON	15 1	POINTER	9 2
NUT/NOZZLERETAINING	33 5		15 1-A	PULLEY	36 1
NUT/PINIONSTOP	35 23		15 1-B	PULLEY, WATER PUMP	21 2
OILPAN COMP	8 1	PISTON(OV)	16 1		21 2-A
OILPUMP ASSY	19 1		16 1-A	PULLEY/CRANK	17 8
OILSEAL	6 14		16 1-B		18 8
	32 10		16 3	RACK/CONTROL ASSY	34 15
O-RING	20 28		16 3-A	REGULATOR ASSY	36 26
	32 20		16 3-B	RELAY, SOLENOID	27 8
ORING	34 5	PISTON/VALVE/RELIEF	10 28		28 9
	34 5-A	PLATE	34 13		29 9
O-RING/P 8	23 27		35 27	REPAIR/ENGINE SET	32 1
O-RING/P15	19 9		36 8	RESISTANCE/1.0	24 8-A
	32 16	PLATE, THRUST	14 4	RING, SNAP	15 4
O-RING/P18	8 3	PLATE, THRUST INJPUMP	23 14	RING, SNAP/ 4 E	23 22
PACKING	10 18	PLATE/ADJUST	26 2	RING, SNAP/12 C	10 30
	19 14	PLATE/ADJUSTING	34 11	RING, SNAP/16 C	13 15
	32 13	PLATE/FRONT	10 38	RING/PISTON SET	15 2
PIECE, DISTANCE	33 6		10 38-A	RING/PISTON/OV SET	16 2
PIECE, THRUST	23 18	PLATE/REAR	9 1		16 4
PIN	6 17	PLATE/TAPPET/AD 0.2	34 25	RING/SNAP	35 21
	6 28	PLATE/TAPPET/AD 0.25	34 29		35 22
	10 22	PLATE/TAPPET/AD 0.3	34 26	RING/TAMPER REGISTAN	10 16
	17 2	PLATE/TAPPET/AD 0.35	34 30		10 33
	18 2	PLATE/TAPPET/AD 0.4	34 27	RINGGEAR	17 6
PIN, CONTROL	23 21	PLATE/TAPPET/AD 0.45	34 31		18 6
PIN, GROOVE	10 25	PLATE/TAPPET/AD 0.5	34 28	RINK/CONTROL	23 20
PIN, NOZZLE HOLDER	33 3	PLATE/TAPPET/AD 0.55	34 32	ROCKERARM	13 9
PIN, PISTON	15 3	PLATE/TAPPET/AD 0.6	34 20	ROCKERSHAFT ASSY	13 8
PIN/ARM	10 20	PLATE/TAPPET/AD 0.65	34 33	ROD, CONN	15 5
PIN/IDLEGEAR	6 6	PLATE/TAPPET/AD 0.7	34 21	ROD, PUSH	13 7
PIN/INJECTIONPUMP	34 12	PLATE/TAPPET/AD 0.8	34 22	ROTOR ASSY	36 4
PIN/SNAP	10 21	PLATE/TAPPET/AD 0.9	34 23	ROTOR/OUTER	19 4
PIN/STRAIGHT	6 16	PLATE/TAPPET/AD 1.0	34 24	ROTOR/WATERPUMP	20 6
	19 5	PLATE/WATER PUMP	20 9	SCREW	35 33
PIN/TUBE	6 15	PLUG	6 5	SCREW ADJUST	13 16
PIPE, OIL	19 12		10 2	SCREW/HOLLOW	34 1
PIPE/FUEL	24 2		10 19	SCREW/WATER PUMP	20 10
PIPE/INJECTION ASSY	22 4		13 11	SEAL SET/WATER PUMP	20 5
	22 4-A	PLUG/M14X1.5	8 2	SEAL, BEARING CAP	6 8

Description	Fig. Key	Description	Fig. Key	Description	Fig. Key
SEAL, BEARING CAP	32 8	STARTER ASSY	26 7	WASHER/08X14X01	10 13
SEAL, BEARING CAP/7	6 9	STOPPER/MAX POWER ST	10 14		10 24
	32 9	STRAINER	19 8		32 22
SEAL, CYL. HEAD COVER	3 3		19 8-A	WASHER/1.0	33 11
	32 4	STUD	2 8	WASHER/1.025	33 12
SEAL, OIL	2 4		5 4	WASHER/1.05	33 13
	6 14-A		6 19	WASHER/1.075	33 14
	10 5		6 20	WASHER/1.1	33 15
	32 2		10 4	WASHER/1.125	33 16
	32 10-A	STUD/M8X40	6 18	WASHER/1.15	33 17
	32 12		20 17	WASHER/1.175	33 18
SEAL/WATER PUMPPULLE	20 7	SWITCH/MAGNETIC ASSY	35 20	WASHER/1.2	33 19
SEAT, VALVE SPRING	13 4	SWITCH/OILPRESSURE	27 1	WASHER/1.225	33 20
SEAT/SPRING/LOWER	34 19		28 1	WASHER/1.25	33 21
SEAT/SPRING/UPPER	34 17		29 1	WASHER/1.275	33 22
SHAFT, CAM	14 1	SWITCH/OVERHEAT	27 2	WASHER/1.3	33 23
SHAFT/ROCKERARM ASSY	13 10		28 2	WASHER/1.325	33 24
SHAFT/STARTER PLANET	35 15		29 2	WASHER/1.35	33 25
SHIM/INJECTION P/0.1	23 3	TAPPET	13 6	WASHER/1.375	33 26
SHIM/INJECTION P/0.2	23 4	TAPPET/INJECTION ASSY	34 14	WASHER/1.4	33 27
SHIM/INJECTION P/0.3	23 2	THERMOSTAT	20 26	WASHER/1.425	33 28
SHIM/INJECTION P/0.4	23 5	THRUSTPIECE	23 18-A	WASHER/1.45	33 29
SHIM/INJECTION P/0.5	23 6	TUBE, ORIFICE	24 8	WASHER/1.475	33 30
SHIM/INJECTIONPUMP	23 2-A	VALVE ASSY	34 7	WASHER/1.5	33 31
	23 4-A	VALVE, INTAKE	13 1	WASHER/1.525	33 32
	23 5-A	VALVE/EXHAUST	13 2	WASHER/1.55	33 33
	23 6-A		13 2-A	WASHER/1.575	33 34
SHORTBLOCKENGIN ASSY	1 1		13 2-B	WASHER/1.6	33 35
SLEEVE/PLUNGER	34 16		13 2-C	WASHER/1.625	33 36
SOLENOID	27 5	VALVE/INTAKE	13 1-A	WASHER/1.65	33 37
	28 6		13 1-B	WASHER/1.675	33 38
	29 6		13 1-C	WASHER/1.7	33 39
SPACER, PUMP. WATER	20 15	VALVE/RELIEF ASSY	10 27	WASHER/1.725	33 40
SPACER/FUN/19	21 3	WASHER	17 9	WASHER/1.75	33 41
SPRING	13 14		22 2	WASHER/1.775	33 42
	36 18		33 4	WASHER/1.8	33 43
SPRING, RETURN	23 28		33 50	WASHER/1.825	33 44
SPRING, STARTING	23 33		35 31	WASHER/1.85	33 45
SPRING/DELIVERYVALVE	34 3	WASHER / M6	23 31	WASHER/1.875	33 46
SPRING/GOVERNOR	23 23	WASHER, SP/M 6	23 32	WASHER/1.9	33 47
SPRING/PUMPPUNGER	34 18	WASHER, SP/M 8	10 46	WASHER/1.925	33 48
SPRING/RELIEF VALVE	10 29	WASHER/0.9	33 7	WASHER/1.95	33 49
SPRING/STARTERBRUSH	35 4	WASHER/0.925	33 8	WASHER/9X22X2	26 4
SPRING/VALVE	13 3	WASHER/0.95	33 9	WASHER/AIR BLEEDER	34 2
	13 3-A	WASHER/0.975	33 10	WASHER/SK	35 24

Alphabetical Index

6004-097-291-20

Description	Fig. Key	Description	Fig. Key	Description	Fig. Key
WASHER/SK	35 25				
	35 26				
WATERPUMP ASSY	20 1				
YOKE/STARTER ASSY	35 1				

www.emc-motoculture.com

Alphabetical Index

1739-097-100-20

Description	Fig. Key	Description	Fig. Key	Description	Fig. Key
ADAPTER/18UNF ASSY	146 3	ADAPTER/L/G1/4 ASSY	148 6	ARM/NEUTRAL COMP	39 12
ADAPTER/45B	57 16		148 30		40 12
ADAPTER/45B/G1/ ASSY	92 28	ADAPTER/L/ORI/0.9	97 7	ARM/PARKING/A ASSY	53 2
	92 30	ADAPTER/L/PF1/4 ASSY	80 34		53 2-A
	92 32		81 38		54 2
	92 34		84 9		54 2-A
	92 51	ADAPTER/L/R1/4	57 15	ARM/PEDAL ASSY	39 25
	148 38	ADAPTER/PF1/4 ASSY	80 23		39 25-A
	148 40		81 27		39 25-B
	148 42	ADJUSTER, SEAT L ASSY	107 16		39 25-C
	148 44	ADJUSTER, SEAT/RH	107 17		39 25-D
	148 60	ADPTE/G1/4. 1/4	81 23-B		40 25
	149 7		82 23-A		40 25-A
ADAPTER/G1/4 ASSY	80 25		83 25-B		40 25-B
	81 23		83 28-A		40 25-C
	81 29	ARM	122 20	ARM/PLATE COMP	77 20
	82 26		122 20-A		78 24
	83 25	ARM/BRAKE/B ASSY	53 16		79 1
	83 31		54 16	ARM/PTO/MID COMP	38 1
	84 3	ARM/BRAKE/LH COMP	49 16		38 1-A
	92 16		50 23	ARM/SHIFT/4WD COMP	32 1
	92 18	ARM/BRAKE/RH COMP	49 17	ARM/SHIFT/PTO/M COMP	34 8
	148 8		50 24	ARM/SHIFT/PTO/R COMP	34 2
	148 23	ARM/COUNTER ASSY	107 23	ARM/SHIFT/SUB COMP	31 5
	148 25		107 23-A	ARM/TRANION	157 12
ADAPTER/G3/8-PF1/4	17 3		107 23-B	ARM/TRUNNION COMP	39 1
	17 3-A		108 3		39 1-A
	18 3		108 3-A		40 1
	18 3-A		108 3-B		40 1-A
	148 32		109 3	ATTACHMENT SET	146 1
ADAPTER/L/18UNF ASSY	146 5	ARM/DIFF COMP	51 9	BACKLE/TURN COMP	85 9
ADAPTER/L/G1/4 ASSY	80 27		51 9-A		86 9
	80 31		51 9-B		88 9
	81 21	ARM/HOOD COMP	98 14		147 10
	81 21-A		99 14	BACKPLATE	160 7
	81 31	ARM/KNUCKLE/LH COMP	71 1	BALL	31 4
	81 35	ARM/KNUCKLE/RH COMP	71 2		32 6
	82 28	ARM/LEVER COMP	93 9		34 5
	82 32	ARM/LIFT ASSY	97 13		34 11
	83 23	ARM/LIFT/LH	75 19		48 4
	83 23-A	ARM/LIFT/RH	75 20		48 11
	83 33	ARM/MID COMP	94 14		80 42
	83 36		95 14		81 46
	92 23		96 8		84 8
	93 21	ARM/MIRROR ASSY	110 1		156 10

Alphabetical Index

1739-097-100-20

Description	Fig. Key	Description	Fig. Key	Description	Fig. Key	
BAND, WIRE/140	6 17	BAND/WIRE/250	150 10	BEARING, RB/6304	70 32	
	7 23	BAR/25X345	61 4	BEARING/BALL	24 2-A	
	7 24		62 4		24 4-A	
	123 12	BATTERY/55B24R ASSY	13 1		24 5-A	
	123 13	BATTERY/55B24R/ ASSY	13 1-A		24 7-A	
	123 14		13 1-B		25 2-A	
	123 15	BEARING/BALL	159 37		25 5-A	
	123 16	BEARING	25 3		26 4-A	
	123 17		28 7		26 10-A	
	123 18		39 6		28 6-A	
	123 19		40 6		28 10	
	123 20		64 43		28 16-A	
	123 43		64 44		28 18-A	
	124 42		70 19		28 19-A	
	124 43		70 19-A		28 22-A	
	124 44		70 20		28 26-A	
	124 45		70 20-A		28 27-A	
	124 46		157 41		39 13	
	124 47	BEARING, RB/6003SS	157 42		40 13	
	124 48	BEARING, RB/6004	26 4		41 2	
	124 49		26 10		41 4	
	124 50	BEARING, RB/6005	24 2		42 2	
	124 51		24 7		42 4	
	124 52		25 2		47 2-A	
	124 54	BEARING, RB/6007	28 19		64 18	
	124 55		47 2		64 38	
	BAND/CLEANER	5 6	BEARING, RB/6009	43 7		64 41
		5 6-A	BEARING, RB/6010	67 18		64 56
	BAND/WIRE/250	6 16		67 18-A		64 61
		7 22	BEARING, RB/6203	24 5		64 62
		92 22	BEARING, RB/6204	24 4		70 14-A
		93 24		25 5		70 14-B
		93 24-A		28 16		70 17-A
	93 28		28 22		70 17-B	
	123 21		28 26		70 32-A	
	123 22		157 14		70 32-B	
	123 23	BEARING, RB/6205	28 6		70 37-A	
	123 24		28 27		70 37-B	
	123 25		70 17		70 38-A	
	124 56		70 37		70 38-B	
	124 57	BEARING, RB/6205SS	145 6		159 16	
	124 58	BEARING, RB/6206	70 14		159 36	
	124 59		70 38	BEARING/BALL 6205SH2	64 3	
	124 60	BEARING, RB/6210	43 8		67 3	
	148 29	BEARING, RB/6304	28 18		67 3-A	

Alphabetical Index

Description	Fig. Key	Description	Fig. Key	Description	Fig. Key
BEARING/BALL 6305SH2	28 15	BOLT	95 2	BOLT, SEMS	65 9
BEARING/BALL/6304SH2	41 6		98 19		66 9
	42 6		99 20		98 12
BEARING/NEEDLE	159 17		123 41		99 12
BEARING/ROLLER	41 7		124 29		100 8
	42 7		124 33		101 8
BEARING/THRUST	157 13		124 38		107 22
	157 13-A		125 3		108 2
	159 15		127 3		109 2
BELT/SEAT SET	107 27		128 3		123 29
BLOCK/CYLINDER	157 3		129 3		124 23
	157 3-A		151 3	BOLT, SEMS (SP)	2 28-A
BLOCK/CYLINDER ASSY	159 1	BOLT (S) M10X25	49 6		3 5
BLOCK/PORT	157 2		50 9		3 15
BLUB/12V-21/5W	116 4	BOLT (SP) /M6X16	1 10		4 5
BODY	84 6		61 19		4 13
BOLT	3 15-B		62 22		23 15
	4 13-B		100 12		29 7
	4 16		110 2		30 7
	4 16-A		117 31		60 4-A
	13 12		118 36		61 8
	13 15		119 36		62 8
	15 8		120 2		98 7
	20 6		120 3		99 7
	22 3		120 5		100 17
	22 4		120 7		104 26
	23 4		120 14		105 23
	43 5		121 2		106 18
	61 5		121 5		107 20
	62 5		121 18		109 8
	75 23		122 2		111 4
	75 25		122 4		123 36
	80 18		122 6		124 31
	81 18		122 6-A		153 4
	82 18		122 8	BOLT, SEMS (S) M8X16	60 4
	83 18		122 13	BOLT, SEMS/M8X25 7T	80 11
	85 16		122 21		81 11
	85 18		123 10		82 11
	85 18-A		124 13		83 11
	86 16	BOLT, BATTERY	13 3	BOLT/M 6X30	2 12
	86 18	BOLT, SEMS	2 17	BOLT/M 8X12	78 8
	86 18-A		6 11		79 22
	87 2		7 17	BOLT/M 8X20	53 13
	88 16		61 16		54 13
	94 2		62 17	BOLT/M 8X25	2 31

Alphabetical Index

1739-097-100-20

Description	Fig. Key	Description	Fig. Key	Description	Fig. Key
BOLT/M 8X25	150 7	BOLT/M12X30	17 5	BOLT/S	8 13
BOLT/M 8X65	6 5		18 5		9 14
	7 11		19 6		10 13
BOLT/M06X08/APSET	158 8		64 27		29 4
BOLT/M06X95	124 17		64 34		39 11
BOLT/M08X32	123 34		70 3		39 11-A
	124 28		70 3-A		39 31
BOLT/M10X1.25X20	1 3		70 10		40 11
	123 30		70 10-A		40 11-A
	124 24		142 2		40 31
BOLT/M10X100	2 35	BOLT/M12X35	18 6		61 26
BOLT/M10X20	3 12		19 7		62 29
BOLT/M10X25	61 10		97 17		76 16
	62 10		155 2		80 8
	107 28	BOLT/M12X45	141 2		80 21
BOLT/M10X30	57 13	BOLT/M14X1.5	64 72		81 8
	64 11		70 42		81 26
	67 11		70 42-A		82 8
	67 11-A	BOLT/M14X40	91 2		82 21
	76 18		125 6		83 8
	76 18-A		127 4		83 22
	85 3		127 7		85 28
	86 3		129 4		86 28
	88 3		151 6		104 12
	147 4	BOLT/M14X45	90 2		104 22
BOLT/M10X35	64 49		128 6		105 10
	64 53		129 7		105 20
	64 73	BOLT/M5X30	121 15		106 10
	70 25		122 26		146 7
	70 25-A	BOLT/M6X15	98 10		148 5
	70 29		99 10		156 7
	70 29-A	BOLT/M6X16	77 16	BOLT/SEAL	75 24
	71 11		78 20		76 11
BOLT/M10X40	29 5		79 33		76 12
	39 22	BOLT/M8X20	39 7		76 20
	40 22		40 7	BOLT/SET/M16X60	126 10
	57 14		77 7		154 3
BOLT/M10X50	126 7		79 25	BOLT/SM/M10X16	32 3
	154 18	BOLT/M8X30	15 10		33 2
BOLT/M10X70	39 23		65 7	BOLT/SM/M10X23	39 2
	40 23		66 7		40 2
BOLT/M12X1.5	47 7	BOLT/S	2 46	BOLT/SP	2 28
	47 7-A		3 11		3 15-A
BOLT/M12X25	63 2		4 11		4 13-A
BOLT/M12X30	16 6		4 18-A		4 18

Alphabetical Index

1739-097-100-20

Description	Fig. Key	Description	Fig. Key	Description	Fig. Key	
BOLT/SP	4 19	BOLT/SP	125 10	BRACKET/MUFFLER/CLEA	4 9	
	9 14-A		126 6		4 9-A	
	10 13-A		126 6-A		4 9-B	
	11 14		127 11		92 43	
	11 15		128 14		148 62	
	12 14		129 15		BRACKET/RESERVETANK	2 45
	12 15		141 8		BRACKET/SEAT/F COMP	107 12
	13 17		142 8		BRACKET/SEAT/R	107 14
	20 3		148 11		BRACKET/SMV SET	138 1
	20 4		148 13		BRACKET/SPACER COMP	76 15
	20 5		148 37			76 15-A
	21 5		148 55		BRACKET/STAY/SEAT	76 17
	22 15		149 12		BRACKET/SWITCH	150 6
	34 6		151 10		BRACKET/SWITCH COMP	122 17
	34 12		154 17		BRACKET/TANK/LH	9 11-A
	45 3		107 4		BOOT	10 10-A
	58 3		85 15		BRACKET COMP	11 11-A
	59 5		85 15-A			12 11-A
	63 8		86 15		BRACKET/TANK/LH COMP	8 10
	64 65		87 1			9 11
	70 41		88 15			10 10
	70 41-A		93 7			11 11
	77 7-B		61 1		BRACKET/AXLE COMP	12 11
	78 11		61 1-A		BRACKET/TANK/RH	9 12-A
	79 25-A		61 1-B			10 11-A
	92 4		61 1-C			11 12-A
	92 6		62 1			12 12-A
	92 46		62 1-A		BRACKET/AXLE/E4 COMP	8 11
	93 4		62 1-B			9 12
	93 6		62 1-C			10 11
	98 16		62 1-D			11 12
	99 16		62 1-E			12 12
	104 7		62 1-F		BRACKET/TOPLINK COMP	85 15-B
	108 9		62 1-G			85 15-C
	108 10		4 15		BRACKET/FRONT COMP	87 1-A
	110 5		100 15		BRACKET/LAMP COMP	92 41
	112 2		100 15-A			148 51
	114 4		152 1		BRACKET/LAMP/LH COMP	93 1
	117 32		116 6		BRACKET/LAMP/NUMBER	93 1-A
	118 37		152 2		BRACKET/LAMP/RH COMP	53 8
	119 37		1 1		BRACKET/MOUNT/L COMP	8 5
	121 8		1 2		BRACKET/MOUNT/R COMP	9 5
	121 16		3 9		BRACKET/MUFFLER/CLEA	11 5
	122 18		3 9-A			12 5
	122 27		3 9-B		BUCKLE/TURN COMP	85 24

Alphabetical Index

1739-097-100-20

Description	Fig. Key	Description	Fig. Key	Description	Fig. Key	
BUCKLE/TURN COMP	86 24	BUSH/22X25X25	68 2	CAP, OIL	75 7-A	
	88 22		68 2-A	CAP, OIL ASSY	64 30	
	89 4		69 3		70 6	
	147 20		39 5	BUSH/25X28X08	75 7	
	147 25		39 5-A		76 4	
BUCKLE/TURN/M10	49 11		39 5-B	CAP, OIL/A	76 4-A	
	50 18		40 5	CAP, PTO SHAFT	29 6	
BUCKLE/TURN/M16	97 20		40 5-A		30 6	
BULB	123 27		40 5-B	CAP, RUBBER (9)	104 25	
	124 12	BUSH/25X28X15	97 14		105 21	
	124 12-A	BUSH/25X28X25	69 2		106 16	
	124 12-B	BUSH/28X32X20	51 2		106 16-A	
	124 15	BUSH/35X39X30	75 2	CAP, TANK	8 4	
	150 5	BUSH/40X43X30	75 3		9 4	
	BULB/12V 3W	118 32	BUSH/68X71X14	157 17		11 4
		118 34		157 17-A		12 4
		119 33	BUSH/95X100X22	157 16	CAP/40	104 24
		119 33-A	BUTTON	53 11	CAP/FUSE	150 3
119 35			54 11	CAP/PARKING	52 5	
119 35-A		CABLE	63 6		52 5-A	
BULB/12V/45/40W	113 2		141 7	CAP/STEERING	56 2	
BULB/12V/5W	116 9		142 7	CAP/TANK/NONLEA ASSY	9 4-A	
BULB/12V21W	116 2	CABLE, WIRE	123 28		9 4-B	
BULB/12V23/8W	115 9		124 22		10 4	
BULB/12V23W	114 3	CABLE/ACCELERATOR	14 1		10 4-A	
BULB/12V5W	116 3	CABLE/BATTERY ASSY	13 8		11 4-A	
BULB/LAMP/14V60MA	119 28		123 37		11 4-B	
BUSH	159 18		124 32		12 4-A	
	159 19		124 32-A		12 4-B	
BUSH(16X18X25)	77 28	CABLE/BATTERY/190	124 27	CAP/TIREVALVE	139 5	
	78 32	CABLE/EARTH ASSY	13 14		139 10	
	79 9	CABLE/PARKING ASSY	53 23		140 5	
	2 11		54 23		143 5	
BUSH, LEVER	2 11		54 23		143 5	
BUSH/12X14X15	53 3	CAM/BRAKE COMP	48 15		143 10	
	53 17	CAP	2 2		144 5	
	54 3		2 38		145 5	
	54 17		55 2	CAP/WHEEL	145 8	
BUSH/15X17X15	107 24		117 6	CASE	157 1	
	108 4		118 6		157 1-A	
	109 4		119 5		157 1-B	
BUSH/16X18X25	39 26		119 5-A	CASE/CYLINDER ASSY	75 1	
	40 26		158 4		75 1-A	
BUSH/18X26X20	38 7	CAP, FUSE BOX	124 5	CASE/DIFF	43 2	
BUSH/20X23X20	50 2	CAP, OIL	64 30-A		43 3	
BUSH/22X25X25	64 22		70 6-A		64 12	

Alphabetical Index

Description	Fig. Key	Description	Fig. Key	Description	Fig. Key
CASE/DIFF	67 12	CLAMP	124 40	CLIP/HOSE/13. 8-14. 8	75 6
	67 12-A		124 53		76 3
CASE/FINAL/LH	64 25	CLAMP/32	153 5	CLUTCH/PTO ASSY	28 1
	64 47		3 14		28 1-A
	64 47-A		3 14-A	COLLAR	2 14
	70 1		4 12	COLLAR(35X50X2)	47 3
	70 1-A		4 12-A	COLLAR/06X14X13	92 9
	70 23	CLAMP/WIRE/10-15	2 29		93 10
	70 23-A	CLAMP/WIRE/30-38	2 21		148 16
	CASE/FINAL/RH	64 32	CLAMP/WIRE/36-44	2 22	COLLAR/07X11X70
64 51		CLAMP/WIRE/47-55	5 8	COLLAR/08X12X13	58 5
	64 51-A		5 10		59 4
	70 8	CLAMP/WORM/20-32	80 5		110 4
	70 8-A		81 5	COLLAR/09X14X08	121 7
	70 27		82 5	COLLAR/09X14X09	39 37
	70 27-A		83 5		40 37
	CASE/TRANSMISSION	16 1	CLEANER/AIR ASSY	5 1	COLLAR/09X14X15
16 1-A			5 1-A	COLLAR/16X22X20	94 5
	17 1	CLIP	5 5		95 5
	17 1-A	CLIP(B)	111 8	COLLAR/23X47X12	157 25
	18 1	CLIP, PIN	94 21	COLLAR/25X40X11	39 9
	18 1-A		95 21		40 9
	19 1		96 15	COLLAR/26X32X34	71 10
	19 1-A	CLIP/HOSE/10. 4-11. 1	6 2	COLLAR/26X32X53	145 7
CATCHER, HAND	104 8		6 15	CONNECTOR	2 25
	104 18		7 9	CONTROLLER/STEERING	58 1
	105 6		7 21		59 1
	105 16		8 3	COVER	62 16
	106 6		9 3		66 10
	CHAIN/CHECK/LH COMP	85 8		10 3	
86 8			11 3		79 21
	88 8		12 3		80 20
	147 9	CLIP/HOSE/11. 1-12	6 3		82 20
CHAIN/CHECK/RH COMP	85 11		6 13		95 31
	86 11		7 3		96 25
	88 11		7 19		117 5
	147 12	CLIP/HOSE/11. 9-12. 6	6 9		118 5
CLAMP	2 43		7 3-B		119 4
	73 6		7 4-A		119 4-A
	74 6		7 8-A		159 21
	85 30		7 15	COVER ASSY	5 2
	86 30		7 19-A	COVER COMP	111 2
	88 25	CLIP/HOSE/11-13	7 3-A	COVER/44X10	71 3
	123 44		7 4	COVER/ATTACHMENT	81 20
	124 21		7 8		83 20

Alphabetical Index

1739-097-100-20

Description	Fig. Key	Description	Fig. Key	Description	Fig. Key
COVER/ATTACHMENT	146 2	COVER/SHIELD COMP	151 9	FENDER/LH COMP	106 1-A
	148 4	COVER/SWITCH	117 23		106 1-B
COVER/BATTERY	13 4		117 23-A	FENDER/RH COMP	104 13
	13 4-A		118 23		104 13-A
	13 9		118 23-A		104 13-B
	123 38		119 22		105 11
	124 35		119 22-A		105 11-A
COVER/DUST	73 5	COVER/UNDER	61 15		105 11-B
	74 5		62 15		106 11
COVER/DVS2/066	156 2		100 6		106 11-A
COVER/FRONT	100 1		101 6		106 11-B
	101 1	COVER/VALVE COMP	92 3	FILTER/CHARGE ASSY	84 5
COVER/FRONT COMP	61 7		148 10	FILTER/FUEL ASSY	6 4
	62 7	COVER/VALVECOMP	93 29		7 10
COVER/FRONT/LH	102 1	COVER/WHEEL	64 63	FILTER/LINE/12X18X15	80 16
	103 1		70 39		81 16
COVER/FRONT/MESH	100 2		70 39-A		82 16
	100 2-A	CRANK/LIFT	75 16		83 16
	101 2	CUSHION, RUBBER	3 10	FILTER/SUCTION COMP	80 1
	101 2-A		4 10		81 1
COVER/FRONT/RH	102 2	CUSHION/RUBBER/10X25	2 32		82 1
	103 2	CYLINDER ASSY	57 1		83 1
COVER/FUSE	124 7		57 1-A	FLANGEBOLT	1 10-A
COVER/FUSE/4	123 8		57 1-B		2 12-A
COVER/JOINT	65 8	CYLINDER/TXG ASSY	97 2		2 31-A
	66 8	DAMPER/OTL ASSY	39 38		2 46-A
	102 7		40 38		3 11-A
	102 7-A	DIODE	123 2		4 11-A
COVER/LOWER ASSY	103 7		124 4		4 19-A
	103 7-A	DIODE/3A	124 4-A		7 17-A
	104 23	DISK/BRAKE	160 11		13 17-A
	104 23-A	DISKPLATE	160 6		21 3
COVER/ROD/A SET	105 22	DUST SEAL	57 6		21 4
	106 17		57 9		21 6
	106 17-A	DUST/SEAL	97 6		23 3
	57 4	ELEMENT	158 7		30 4
COVER/ROD/B SET	57 4-A	ELEMENT ASSY	5 3		30 5
	57 7	FAN/HST	22 14		34 6-A
COVER/SHIELD COMP	57 7-A		23 14		34 12-A
	125 9	FENDER/LH COMP	104 1		46 3
	125 9-A		104 1-A		49 6-A
	127 10		105 1		50 9-A
COVER/ROD/B SET	127 10-A		105 1-A		50 9-B
	128 13		105 1-B		60 4-B
	129 14		106 1		61 8-A

Alphabetical Index

Description	Fig. Key	Description	Fig. Key	Description	Fig. Key		
FLANGE BOLT	61	10-A	FRAME/LH	COMP	126 1-A	FUSE/SLOWBLOW	123 3
	61	16-A			154 12		123 3-A
	61	19-A			154 12-A		123 4
	61	26-A	FRAME/MAIN/E3	COMP	61 1-D		124 2
	62	8-A	FRAME/MAIN/E4	COMP	62 1-H		124 2-A
	62	10-A	FRAME/REAR/LH	COMP	125 1		124 3
	62	17-A			125 1-A	GASKET	3 2
	62	18			127 1		4 2
	62	22-A			127 1-A		8 6
	62	29-A			128 1		9 6
	66	12			129 1		11 6
	77	7-A			151 1		12 6
	85	3-A			151 1-A		157 27
	85	28-A	FRAME/REAR/RH	COMP	125 2		159 7
	86	3-A			125 2-A	GASKET/DVS2/066	156 4
	86	28-A			125 2-B	GAUGE/FUEL ASSY	8 7
	93	8			127 2		9 8
	104	12-A			127 2-A		10 7
	104	22-A			127 2-B		11 8
	104	26-A			128 2		12 8
	106	10-A			128 2-A	GAUGE/LEBEL	29 2
	106	18-A			129 2		30 2
	109	9			129 2-A	GEAR/07-33 SET	42 1
	111	4-A			151 2	GEAR/08-38 SET	41 1
	117	31-A			151 2-A	GEAR/21-21	28 21
	119	36-A			151 2-B	GEAR/BEVEL/09	64 55
	120	2-A	FRAME/RH	COMP	126 2		70 31
	120	3-A			126 2-A		70 31-A
	120	5-A			154 13	GEAR/BEVEL/13	64 37
	120	7-A			154 13-A		70 13
	122	2-A	FRAME/SF-188	SET	154 1		70 13-A
	122	4-A			154 1-A	GEAR/BEVEL/14	64 40
	122	6-B	FRAME/UPPER	COMP	126 9		70 16
	122	8-A			151 12		70 16-A
	122	27-A			154 2	GEAR/BEVEL/15	64 14
	123	10-A	FUELMETER	ASSY	119 15-A		67 14
	124	13-A	FUSE		124 10		67 14-A
	FLASHER ASSY	121	1	FUSE, BLADE	123 7	GEAR/BEVEL/20	43 10
		122	1		124 6		43 11
	FLOOR	111	1	FUSE/15A	123 6	GEAR/BEVEL/21	64 2
		111	1-A	FUSE/32V10A	123 5		67 2
	FORK COMP	50	12		124 8		67 2-A
	FORK/SHIFT/DIFFLOCK	44	2	FUSE/32V20A	123 9		67 2-B
	FORK/SHIFT/SUB	31	1		124 9	GEAR/BEVEL/35	64 58
	FRAME/LH COMP	126	1	FUSE/BRAD/32V01A	150 4		64 58-A

Alphabetical Index

1739-097-100-20

Description	Fig. Key	Description	Fig. Key	Description	Fig. Key
GEAR/BEVEL/35	70 34	GROMMET	104 14	HARNESS/MAIN/E4 ASSY	124 1-F
	70 34-A		105 2	HARNESS/MAIN/GC/NA	123 1
GEAR/HELICAL/21	28 2	GROMMET, SMALL	105 12	HARNESS/METER/LAMP	123 1-A
GEAR/HELICAL/40	28 9		106 2		123 26
GEAR/SPUR/10	41 5	GROMMET/10X40X03	106 12	HITCH/DRAWBAR COMP	124 14
	42 5		105 2-A		HARNESS/MONITOR/PARK
GEAR/SPUR/13	28 12	GROMMET/12X17X04	105 12-A	HARNESS/SOCKET ASSY	121 13
GEAR/SPUR/16	25 1		106 2-A	122 24	
	25 1-A	GROMMET/13X17X05	106 12-A	122 24-A	
GEAR/SPUR/19-27	26 1		121 14	128 5	
	25 6	GROMMET/12X17X04	122 25	129 6	
25 6-A	122 25-A		HITCH/DRAWBAR SET	90 1	
GEAR/SPUR/24	25 4	GROMMET/13X17X05	106 2-B	90 1-A	
GEAR/SPUR/26	24 1		106 12-B	HITCH/FRONT COMP	63 1
	28 23	GROMMET/45	61 13	HITCH/FRONT SET	141 1
GEAR/SPUR/28	24 3		62 13	142 1	
	24 6	GUARD/HOSE/300	60 5	HOLDER	117 17
24 6-A	61 3		118 17		
GEAR/SPUR/29	26 3	GUIDE	62 3	119 16	
GEAR/SPUR/32	28 17		93 27	HOLDER/BATTERY COMP	13 2
	28 17-A	GUIDE/LEVER/LH	2 4	HOLDER/JE/9-9	7 5
GEAR/SPUR/56	43 1		2 5	92 26	
GRIP	53 12	GUIDE/LEVER/RH	104 4	93 25	
	92 8		105 4	148 35	
GRIP, LEVER	148 15	HARNESS	106 4	HOLDER/SWITCH	107 2
	149 3		104 16	107 2-A	
GRIP, LEVER	93 18	HARNESS/LAMP	104 16-A	HOOD COMP	98 1
GRIP/07X65/OR	14 5-A		105 14	99 1	
GRIP/09X65/OR	14 5	HARNESS/MONITOR/PARK	105 14-A	HOOD/LAMP	100 9
GRIP/MAIN	35 4		106 14	HOOK/TOP-LINK	85 26
	36 4	HARNESS/SOCKET ASSY	106 14-A	86 26	
GRIP/MID/PTO	37 4		114 2	88 24	
	38 11	HARNESS/METER/LAMP	115 4	HORN ASSY	121 6
77 30	115 14		122 7		
GRIP/ORANGE	78 34	HARNESS/MONITOR/PARK	117 15	122 7-A	
	79 11		118 15	HOSE	6 8
GRIP/SUB	54 12	HARNESS/SOCKET ASSY	119 14	7 14	
	77 10		119 14-A	HOSE ASSY	92 37
GROMMET	78 14	HARNESS/MAIN/E4 ASSY	116 10	148 47	
	79 28		124 1	HOSE/06X10X1900 ASSY	7 20-A
GROMMET	2 15	HARNESS/METER/LAMP	124 1-A	HOSE/06X10X2200 ASSY	6 14
	94 22		124 1-B	7 20	
GROMMET	95 22	HARNESS/SOCKET ASSY	124 1-C	HOSE/06X10X770 ASSY	8 2
	96 16		124 1-D	9 2	
104 2	HARNESS/METER/LAMP	124 1-E	11 2		

Alphabetical Index

Description	Fig. Key	Description	Fig. Key	Description	Fig. Key
HOSE/06X10X770 ASSY	12 2	HOUSING/AXLE ASSY	64 21	INSULATOR	61 11
HOSE/06X10X850 ASSY	8 2-A		68 1		61 21-A
	9 2-A		68 1-A		61 21-B
	10 2	HOUSING/AXLE/2W ASSY	69 1		62 2
	11 2-A	HOUSING/PINION	64 7		62 11
	12 2-A		67 7		62 24-A
HOSE/07X12X1250 ASSY	7 7-A		67 7-A		62 24-B
HOSE/07X12X1320 ASSY	6 1	HST (GC/21) ASSY	22 1-A		63 7
HOSE/07X12X500 ASSY	7 1		23 1		66 11
HOSE/07X12X570 ASSY	7 2	HST/21/21 ASSY	22 1		90 6
HOSE/07X12X800 ASSY	6 12	HUB	22 11		98 3
	7 18		23 11		99 3
HOSE/07X12X910 ASSY	7 7	HUB COMP	49 5		115 8
HOSE/08X12X100	7 1-A		49 5-A		115 13-A
HOSE/190 ASSY	2 23		50 8		117 18
HOSE/19X25X80	80 4		50 8-A		118 18
	81 4	HUB/13X22X50	77 2		119 17
	82 4		78 2		126 18
	83 4		79 16		128 10
HOSE/290	2 24	HUB/25X34X21	27 1		129 11
HOSE/BREATHER	75 5	HUB/28X38X30	94 8		142 6
	76 2		95 8		154 11
HOSE/CLEANER/INLET	5 7		96 2	INSULATOR/120	35 3
	5 7-A	INSULATOR	1 5		36 3
HOSE/CLEANER/OUTLET	5 9		2 8		37 3
HOSE/DERIVERY ASSY	97 9		2 8-A		38 10
HOSE/HYDRAULIC/900	93 20		8 12		77 9
	97 9-A		8 14		78 13
HOSE/LH ASSY	60 1		8 15		79 27
HOSE/RADIATOR/LOWER	2 20		9 13	INSULATOR/15	56 3
HOSE/RADIATOR/UPPER	2 19		9 15		59 6
HOSE/RETURN ASSY	84 2		9 16	INSULATOR/15X15X140	2 9
HOSE/RH ASSY	60 2		10 12	INSULATOR/25X60	8 19
HOSE/RUBBER	2 40		10 14		10 19
	2 42		10 15		11 21
HOSE/STEERING ASSY	84 1		11 13	INSULATOR/LAMP	115 15
HOSE/VALVE/800 ASSY	92 20		11 16	INSULATOR/LEVER/SUB	77 29
	92 21		11 17		78 33
	92 25		12 13		79 10
	148 27		12 16	JOINT BALL M08RH	39 33
	148 28		12 17		40 33
	148 34		52 6	JOINT/T	7 6
HOSE/VALVE/RETURN	149 9		52 6-B	KEY ASSY	117 8
HOUSING/AXLE	45 1		52 6-C		118 8
	46 1		61 2		119 7

Alphabetical Index

1739-097-100-20

Description	Fig. Key	Description	Fig. Key	Description	Fig. Key
KEY ASSY	119 7-A	LABEL/CONTROL/PTO/M	134 6	LABEL/RADIATOR	135 8
KIT/JOINT	15 2	LABEL/CONTROL/PTO/R	132 5	LABEL/RH	117 30
	65 2		133 4		118 30
	66 2		134 5		119 31
KIT/MONITOR/PARKING	150 1	LABEL/CONTROL/SUB	132 1		119 31-A
KIT/SEAL SET	92 2		133 1		119 31-B
	93 3		134 1	LABEL/ROPS	135 14
	148 3	LABEL/CONTROL/SUBCON	92 50		136 15
KNOB	80 44		93 30		153 2
	81 48		148 59	LABEL/SPEED	132 9-A
KNOB/10X33	94 32	LABEL/DIFF	132 7		133 8-A
	96 28		132 7-A		134 9
KNOB/ADJUST	94 32-B		133 6	LABEL/SPEED/HST	132 9
	94 32-C		133 6-A		133 8
	95 34		133 6-B	LABEL/TRAILER	135 9
	96 28-B		134 7		136 9
	96 28-C	LABEL/DRAWBAR	90 8	LABEL/TRH1712	90 8-A
KNOB/HANDLE	94 32-A		128 12	LABEL/W/FAN	135 3
	96 28-A		129 13		136 3
LABEL/ADJUST	132 10	LABEL/DRIVE	135 1	LABEL/W/RADIATOR	135 8-A
	133 9	LABEL/DRIVE/A	135 1-A		136 8
	134 10		136 1	LABEL/W/STARTER	135 11
LABEL/BATTERY	135 12	LABEL/DRIVE/B	135 2		136 11
	135 12-A		136 2	LABEL/WARNING/BELT	135 5
	135 15	LABEL/ETHER	135 7		136 5
	136 12		136 7	LABEL/WARNING/FUEL	136 14
	136 16	LABEL/FUEL	135 13	LABEL/WARNING/HOT	135 6
LABEL/CAUTION/BATTER	135 4		135 13-A		136 6
	136 4		136 13	LAMP/COMBINATIO SET	116 1
LABEL/CE	137 1	LABEL/FUSE/MAIN/E4	124 11	LAMP/HEAD ASSY	113 1
LABEL/CLUTCH/PTO	132 4	LABEL/GAUGE	132 11		114 1
	133 3		133 10	LAMP/LIGHT ASSY	118 31
	134 4		134 11		119 34
LABEL/CONTROL/4WD	132 2	LABEL/LH	117 29		119 34-A
	132 2-A		118 29	LAMP/NUMBERPLAT SET	116 8
	134 2		119 30	LAMP/TAIL ASSY	115 6
LABEL/CONTROL/PARKIN	132 8		119 30-A	LAMP/TRAILER ASSY	118 33
	133 7		119 30-B		119 32
	134 8		119 30-C		119 32-A
LABEL/CONTROL/POSITI	132 3	LABEL/METER	117 28	LAMP/TURNSIGNAL	115 1
	133 2		118 28	LENS	115 2
	133 2-A		119 29		115 7
	134 3		119 29-A	LEVER/125 COMP	92 7
LABEL/CONTROL/PTO/M	132 6	LABEL/PTO	135 10		148 14
	133 5		136 10	LEVER/4WD COMP	36 1

Alphabetical Index

Description	Fig. Key	Description	Fig. Key	Description	Fig. Key
LEVER/4WD COMP	36 1-A	LINK/TOP/RH COMP	86 22	METER/HOUR ASSY	119 9-A
LEVER/ACCELERATOR	14 4		88 20	MIRROR ASSY	110 7
LEVER/ADJUST COMP	39 8		147 18	MUFFLER COMP	3 1
	40 8	LINK/UPPER COMP	94 18		3 1-A
LEVER/M08X110	93 17		95 18		4 1
LEVER/PARKING ASSY	54 8		96 12	NEEDLE	157 15
LEVER/PARKING COMP	52 1	LINKPIN	63 5	NET	61 18
LEVER/POS COMP	77 1		63 5-A		62 21
	77 1-A		90 7	NET/COVER/LOWER/LH	102 8-A
	78 1		90 7-A		103 8-A
	79 15		126 16	NET/COVER/LOWER/RH	102 9-A
	79 15-A		126 16-A		103 9-A
LEVER/PTO ASSY	77 27		128 11	NET/HOOD	98 9
	77 27-A		129 12		99 9
	78 31		141 6	NET/SIDE/LH	102 8
	79 8		141 6-A		103 8
	79 8-A		142 5	NET/SIDE/RH	102 9
LEVER/PTO/MID ASSY	38 6		142 5-A		103 9
	38 6-A		154 9	NIPPLE, GREASE	39 27
	38 6-B		154 9-A		40 27
LEVER/PTO/REAR COMP	37 1	LOWERLINK/TOP LINK	147 1		49 7-A
	37 1-A	MARK/PORT/A	92 48		50 10-A
LEVER/SINGLE COMP	149 2		148 57		69 9
LEVER/SINGLE/1 SET	149 1	MARK/PORT/B	92 49		97 15
LEVER/SUB COMP	35 1		148 58	NIPPLE, GREASE/B-M6F	69 8
	35 1-A	MAT/LH	111 6	NIPPLE/GREASE	49 7
LINING/11X40X03	14 6	MAT/RH	111 7		50 10
LINING/50	95 32	METAL/BRAKE/LH	48 5	NUT	2 33
	96 26	METAL/BRAKE/RH	48 12		3 3
LINK/LIFT/LH COMP	94 9	METAL/HST	20 1		4 3
	95 9		21 1		8 16
	96 3	METAL/PTO	29 1		9 17
LINK/LIFT/RH COMP	94 10		29 1-A		10 16
	95 10		30 1		11 18
	96 4	METAL/SHIFT	34 7		12 18
LINK/LOWER COMP	85 14	METAL/SHIFT/PTO	34 1		13 11
	86 14	METAL/SLIDE	157 5		13 13
	88 14		159 20		13 16
	94 19	METAL/VALVE/PTO	76 6		14 9
	95 19	METER/FUEL ASSY	117 16		39 18
	96 13		118 16		39 24
	147 15		119 15		39 34
LINK/MOWER/3P COMP	94 1	METER/HOUR ASSY	117 10		39 36
	95 1		118 10		40 18
LINK/TOP/RH COMP	85 22		119 9		40 24

Alphabetical Index

1739-097-100-20

Description	Fig. Key	Description	Fig. Key	Description	Fig. Key
NUT	40 34	NUT	124 39	NUT/M10	64 50
	40 36		126 8		64 54
	49 12		154 19		64 74
	50 19	NUT (M12X1.0)	117 26-A		66 15
	53 15		118 26-A		70 26
	54 15		119 25		70 26-A
	73 3		119 25-A		70 30
	74 3	NUT, CAP/M 8	8 17		70 30-A
	77 19		9 18		71 12
	78 23		10 17	NUT/M10 L	49 13
	79 37		11 19		50 20
	80 13		12 19	NUT/M10X1.25	73 8
	80 47	NUT, CASTLE/M16X1.5	64 69		74 8
	81 13		68 4	NUT/M12	66 13
	81 51		68 4-A		85 10
	82 13		69 5		86 10
	83 13	NUT, LOCK	121 10		88 10
	85 29		122 10		94 28
	86 29	NUT, RING	158 5		95 28
	93 19	NUT, RING/M28X1.0	117 7		96 22
	94 6		118 7		141 4
	94 33-A		119 6		147 11
	95 6		119 6-A		155 4
	95 35	NUT, SPEED	100 3	NUT/M12X1.25	71 8
	96 29-A		101 3	NUT/M14	85 17
	100 10	NUT, SPEED/P4	102 10		86 17
	100 16		102 10-A		90 4
	102 6		103 10		91 4
	103 6		103 10-A		125 8
	107 5	NUT, WING/M 6	13 5		125 12
	107 31	NUT/5/8-18UNF	58 2		126 3
	114 6		59 2		127 9
	117 13	NUT/A/M12	117 24		127 13
	117 20		118 24		128 8
	118 13	NUT/ADJUST	94 24		129 9
	118 20		95 24		151 8
	119 12		96 18		151 13
	119 12-A	NUT/B/M12	117 27		152 4
	119 19		118 27		153 7
	120 8	NUT/GAUGE COMP	94 29		154 15
	123 40		95 29	NUT/M16	89 9
	123 42		96 23		97 21
	124 30	NUT/M08	123 35		126 11
124 34		124 29-A		147 30	
124 37	NUT/M10	2 36		154 4	

Alphabetical Index

1739-097-100-20

Description	Fig. Key	Description	Fig. Key	Description	Fig. Key	
NUT/M20	85 25	NUT/WASHER	98 8	0-RING/P10	156 23	
	86 25		98 15	0-RING/P10A	158 2	
	88 23		98 20	0-RING/P12	80 29	
	89 5		99 8		81 33	
	147 21		99 15		82 30	
	147 26		99 21		83 21	
	NUT/M6		2 18	107 13		84 14
			77 17	107 15		146 8
			78 21	107 19		157 48
			79 34	111 3	0-RING/P14	16 4
92 5		112 3		16 5		
93 5		116 5		17 4		
98 13		116 7		18 4		
99 13		125 11		19 4		
107 6		127 12		19 5		
122 5		128 15		20 12		
123 11	129 16		20 13			
124 20	141 9		21 10			
148 12	142 9		34 3			
NUT/M8	1 6	148 36		34 9		
	107 10	148 50		148 33		
NUT/WASHER	8 9	148 56		156 11		
	9 10	149 13		157 30		
	10 9	151 11		159 5		
	11 10	157 35-B	0-RING/P16	31 6		
	12 10	97 8		32 2		
	39 39	57 11		44 8		
	40 39	156 17		156 19		
	62 19	156 17	0-RING/P18	80 32		
	63 9	157 26		81 36		
	66 14	22 10		82 33		
	77 8	23 10		83 37		
	77 8-A	64 8		126 15		
	78 12	67 8		154 8		
	79 26	67 8-A	0-RING/P20	80 7		
	79 26-A	22 9		80 17		
	85 29-A	23 9		81 7		
	86 29-A	64 26		81 17		
	92 27	64 33		82 7		
	92 40	70 2		82 17		
	92 47	70 2-A		83 7		
93 26	70 9		83 17			
94 31	70 9-A		156 14			
95 33	126 17	0-RING/P 9	156 16			
96 27	154 10		156 22			

Alphabetical Index

1739-097-100-20

Description	Fig. Key	Description	Fig. Key	Description	Fig. Key
0-RING/P44	158 6	PACKING	119 23	PANEL/SWITCH COMP	117 2
0-RING/P65 HS90	75 12		119 23-A		117 2-A
0-RING/P8	16 2		158 9		118 2
	17 2	PACKING, OIL PUMP	80 10	PANEL/SWITCH/E4 ASSY	119 1
	18 2		81 10		119 1-A
	19 2		82 10		119 1-B
	76 10		83 10		119 1-C
ORNAMENT/I	130 3	PACKING/PISTON	57 3-B		119 1-D
	131 3	PACKING/ROD	57 3	PANEL/SWITCH/E4 COMP	119 2
ORNAMENT/ISEKI/130	130 5	PACKING/RUBBER	8 8		119 2-A
	131 5		9 9		119 2-B
ORNAMENT/ISEKI/LH	130 1		10 8	PEDAL/BRAKE ASSY	50 1
	131 1		11 9	PEDAL/BRAKE SET	49 1
ORNAMENT/ISEKI/RH	130 2		12 9		49 1-A
	131 2	PAD	49 3-A		49 1-B
ORNAMENT/STEERING	130 6	PAD/100	52 6-A	PEDAL/DIFF ASSY	51 1
ORNAMENT/TXG23	130 4		61 21	PEDAL/HST COMP	39 19
	131 4		62 24		40 19
PACKING	2 7	PAD/25	61 14	PIN	20 2
	2 27		62 14		21 2
	2 39	PAD/50	2 10-A		22 2
	9 7		35 5-A		23 2
	9 7-A		61 12-A		29 3
	10 6		62 12-A		30 3
	10 6-A		148 52-A		43 4
	11 7	PAD/HST/F	39 20-A		45 2
	11 7-A		39 20-B		46 2
	12 7	PAD/HST/F/OR	39 20		48 6
	12 7-A		40 20		48 13
	64 31	PAD/HST/R	39 21-A		50 13
	64 31-A		39 21-B		53 24
	70 7	PAD/HST/R/OR	39 21		54 24
	70 7-A		40 21		64 29
	75 8	PAD/OR	49 3		64 36
	75 8-A		50 4		64 64
	76 5	PAD/PS	59 3		70 5
	76 5-A	PANEL/MONITOR	117 3		70 5-A
	115 8-A		117 3-A		70 12
	115 13		118 3		70 12-A
	117 11	PANEL/RADIATOR COMP	2 30		70 40
	117 24-A	PANEL/SEAT/E4 COMP	109 7		70 40-A
	118 11	PANEL/SWITCH ASSY	117 1		159 34
	118 24-A		117 1-A	PIN, CUTTER/2. 5X30	73 10
	119 10		117 1-B		74 10
	119 10-A		118 1	PIN, HAIR	89 7

Alphabetical Index

Description	Fig. Key	Description	Fig. Key	Description	Fig. Key
PIN, HAIR	107 11	PIN, SPLIT/4 X40	64 71	PIN/10X32	85 12
	147 28		68 6		86 12
PIN, HAIR (19)	85 21	PIN, SPRING/4 X25	68 6-A	PIN/12X42	88 12
	86 21		69 7		147 13
	88 19		94 33		94 20
	147 17		96 29		95 20
PIN, SPLIT/2 X10	14 3	PIN, SPRING/5 X25 W	64 16	PIN/12X48	96 14
PIN, SPLIT/2 X15	44 6		67 16		94 11
PIN, SPLIT/2 X20	51 12	PIN, SPRING/5 X32 W	67 16-A	PIN/12X75	95 11
	77 23		22 12		96 5
	78 27		23 12		64 15
	79 4		71 6		67 15
	38 5-A		77 3		67 15-A
	51 8-A		78 3		
PIN, SPLIT/2. 5X15	52 3	PIN, SPRING/6 X22 W	79 17	PIN/15X60	97 22
	53 7		79 17	PIN/15X72	97 11
	53 22		35 2	PIN/16X107	94 15
	54 7		36 2		95 15
PIN, SPLIT/2. 5X20	54 22	PIN, SPRING/8 X28 W	37 2	PIN/16X48	96 9
	38 5		38 2		77 13
	39 15		75 15		78 17
	39 41		157 45		89 6
	40 15		49 2		147 27
	40 41		50 7		85 20
	49 15		92 13		86 20
	50 15		93 14		88 18
	50 22		148 20		147 16
	51 8		149 4		89 8
	53 26		92 10		147 29
	54 26		93 11		126 14
	85 13		93 11-A		154 7
	86 13		148 17		97 16
88 13	148 17-A	PIN/25X71	97 16		
147 14	77 4	PIN/30X120 COMP	63 4		
PIN, SPLIT/2. 5X25	147 14	PIN/06X26	77 4	141 5	
	94 25		78 4	142 4	
	94 25		79 18	PIN/30X162 COMP	90 5
PIN, SPLIT/3 X20	95 25	PIN/06X31	77 21	128 9	
	96 19		78 25	129 10	
	94 13	PIN/06X32	79 2	PIN/PIVOT	64 68
PIN, SPLIT/3 X25	95 13		44 4	68 3	
	96 7	PIN/08X19	51 10	68 3-A	
	71 9		39 14	68 3-B	
PIN, SPLIT/3X30	97 24		39 14-A	69 4	
	94 17		40 14	69 4-A	
	95 17		40 14-A	PIN/SNAP	77 5
	96 11	PIN/08X45	43 13	77 12	

Alphabetical Index

1739-097-100-20

Description	Fig. Key	Description	Fig. Key	Description	Fig. Key	
PIN/SNAP	77 26	PIPE/SUCTION/REAR	81 2	PLATE/I/16X180	78 28	
	78 5		82 2		79 5	
	78 16		83 2	PLATE/I/19X104	53 20	
	78 30		PISTON	75 11	54 20	
	79 7			97 3	PLATE/I/38X220	107 18
	79 19		157 6	PLATE/IR/18X50 COMP	102 3	
	79 30		160 1		103 3	
	85 6		160 1-A	PLATE/L/123X51	1 9-B	
	86 6		PLATE	9 6-A	PLATE/L/25X117	85 27
	88 6			9 6-B	86 27	
	92 12		10 5	PLATE/L/38X114	126 5	
	92 15		10 5-A		153 3	
	93 13		11 6-A		154 16	
	93 16		11 6-B	PLATE/L/90X51	1 9-A	
	147 7		12 6-A	PLATE/L/90X52	1 9	
	148 19		12 6-B	PLATE/L/94X80	107 32	
	148 22	PLATE COMP	60 3	PLATE/LOWER	91 1	
	149 5	PLATE, RUBBER	8 18		125 5	
	PIN/SPOOL	156 5		9 19	127 6	
	PIN/STOPPER	85 5		10 18	151 5	
86 5			11 20	PLATE/NEUTRAL/I	39 4-B	
	88 5		12 20	39 4-C		
	147 6	PLATE, SWASH	157 4-A	40 4-B		
PINION/BEVEL/09	64 1	PLATE/BACK	160 7-A	40 4-C		
	67 1	PLATE/BUMPER	155 1	PLATE/NEUTRAL/I ASSY	39 4-A	
	67 1-A	PLATE/CAUTION	2 44		40 4-A	
	67 1-B	PLATE/CHECKCHAIN	85 4	PLATE/NEUTRAL ASSY	39 4	
PINION/BEVEL/11	64 13		86 4	40 4		
	67 13		88 4	PLATE/NUMBER/E4	112 1	
	67 13-A		147 5	PLATE/POS	77 6	
PINION/BEVEL/12	43 9	PLATE/COVER COMP	76 1	79 20		
PIPE	2 41		76 1-A	PLATE/POS COMP	77 6-A	
PIPE, BREATHER	75 4	PLATE/COVER/RH	61 25	78 6		
PIPE/MAIN COMP	80 33		62 28	79 20-A		
	81 37	PLATE/DISK	160 6-A	PLATE/PRESSURE/LH	48 1	
PIPE/PTO COMP	84 11	PLATE/FRICTION	48 3	PLATE/PRESSURE/RH	48 8	
PIPE/RETURN COMP	80 30		48 10	PLATE/SEAT	108 7	
	81 34	PLATE/GAUGE	94 30	PLATE/SENSOR	120 13	
	82 31		95 30		121 4	
	83 35		96 24		122 12	
	80 6	PLATE/I, 13X40	120 11		122 12-A	
PIPE/SUCTION/FRONT	81 6		121 21	PLATE/SEPARATER	48 2	
	82 6		122 16		48 9	
	83 6		150 9		160 5-A	
	80 2	PLATE/I/16X180	77 24	PLATE/SOCKET COMP	121 11	

Alphabetical Index

Description	Fig. Key	Description	Fig. Key	Description	Fig. Key
PLATE/SOCKET COMP	121 11-A	PLUG/7P	122 23	PUMP/GEAR ASSY	83 9
	122 22		122 23-A	RADIATOR ASSY	2 1
PLATE/SPRING	157 22	PLUG/BOA	159 3	RBB/6204SOLPACK	64 4
PLATE/STOPPER	80 38	PLUG/G3/8 ASSY	16 3		67 4
	81 42		19 3		67 4-A
	84 15		20 11	REFLECTOR ASSY	116 11
	85 2		156 18		116 11-A
	86 2		75 9	RELAY/4P ASSY	120 4
	88 2		76 7		120 6
	147 3		76 8		121 17
	157 4		76 9		122 3
PLATE/SWASH	157 4-B		80 22		122 3-A
	159 11		82 22	RELAY/FLASHER/EEC	122 1-A
	38 3	PLUG/SCREW/SEAL	64 48		122 1-B
PLATE/TIE	159 12		64 52	RELAY/FLASHER/SAE	120 1
PLATE/VALVE	159 13		70 24	RESERVETANK ASSY	2 37
	157 9		70 24-A	RING (M12X18X1)	117 27-A
PLATE/VALVE/MOTOR	157 8		70 28		118 27-A
PLATE/VALVE/PUMP	2 26		70 28-A		119 26
		20 9	75 10		119 26-A
PLUG	45 4		156 8	RING, BACK UP	75 13
	46 4		156 21	RING, SNAP/ 4 E	156 6
	92 36	POPET (CHECK/1.6)	157 24	RING, SNAP/12 C	53 5
	92 45	POPPET	159 26		53 19
	93 23		159 27		54 5
	117 21	POPPET/CHECK/0.5	157 23		54 19
	118 21	POPPET/RELIEF	157 21	RING, SNAP/15 C	107 26
	119 20	POST/STEERING COMP	61 9		108 6
	148 46		61 9-A		109 6
	148 54		62 9	RING, SNAP/16 C	39 30
	149 11		62 9-A		40 30
	156 12	PRESSURE/BRAKE	160 12		44 7
	159 28		160 12-A		77 32
	159 29	PROTECTOR	2 3		78 36
	159 30		2 10		79 13
PLUG (G3/8)	16 3-A		35 5	RING, SNAP/17 C	157 44
	19 3-A		61 12		159 38
	20 11-A		62 12	RING, SNAP/18 C	38 9
	21 9		92 42	RING, SNAP/20C	26 8
	157 28		148 52		28 8
	20 9-A	PUMP/FUEL ASSY	6 10		50 3
PLUG (PF1/4)	21 7		7 16		157 32
	157 29	PUMP/GEAR ASSY	80 9		159 31
	27 4		81 9	RING, SNAP/22 C	49 18
PLUG/52X8	121 12		82 9		50 25

Alphabetical Index

1739-097-100-20

Description	Fig. Key	Description	Fig. Key	Description	Fig. Key
RING, SNAP/25 C	26 9	RING/0	80 3	RING/0	146 6
	39 3		80 24		148 7
	40 3		80 26		148 9
	64 6		80 28		148 24
	67 6		80 35		148 26
	67 6-A		80 37		148 31
	80 39		81 3		148 39
	81 43		81 22		148 41
	84 16		81 22-A		148 43
	51 4		81 24		148 45
RING, SNAP/28 C	28 25	81 25	148 61		
RING, SNAP/30 C	157 43	81 25-A	149 8		
	159 33	81 28	157 31		
RING, SNAP/32 C	157 34	81 30	159 6		
RING, SNAP/35 C	47 4	81 32	159 10		
	75 22	81 39	RING/SNAP 15 3		
RING, SNAP/42 C	26 5	81 41	41 3		
	26 11	82 3	42 3		
	27 3	82 24	64 19		
RING, SNAP/47 C	64 9	82 25	64 20		
	67 9	82 27	64 39		
	67 9-A	82 29	64 45		
	157 33	83 3	64 46		
	157 33-A	83 24	65 3		
	159 32	83 24-A	66 3		
RING, SNAP/52 C	28 11	83 26	67 19		
	28 28	83 27	67 19-A		
RING/22	28 4	83 27-A	67 20		
RING/25	28 5	83 29	67 20-A		
RING/72	160 2	83 30	70 15		
RING/BACKUP	64 24	83 32	70 15-A		
	68 8	83 34	70 21		
	68 8-A	84 4	70 21-A		
	157 49	84 10	70 22		
RING/0	20 10	84 13	70 22-A		
	21 8	92 17	75 18		
	22 7	92 19	RING/SNAP/CH125 48 7		
	22 8	92 24	48 14		
	23 7	92 29	RING/SNAP/CH62 47 5		
	23 8	92 31	RING/SNAP/CS25 26 2		
	48 16	92 33	27 2		
	57 10	92 35	28 14		
	64 23	92 52	RING/SNAP/R62 47 5-A		
	68 7	93 22	ROD 53 9		
	68 7-A	146 4	54 9		

Alphabetical Index

Description	Fig. Key	Description	Fig. Key	Description	Fig. Key
ROD	75 14	RUBBER, HOOK	106 3	SCREW/TAPPING/6X16	106 15
ROD PACKING	57 5		106 13	SEAL, OIL/TC20328	157 35
	57 8	SCREW	117 12	SEAL, OIL/TC20428	26 12
	97 5		118 12	SEAL, OIL/VC35506	75 21
ROD/22X353	85 1		119 11	SEAL/10X10X500	102 11
	86 1		119 11-A		103 11
	88 1		159 39	SEAL/20X07	33 1
	147 2	SCREW/LH COMP	85 23	SEAL/20X20X100	98 4
ROD/BRAKE/FRONT	49 9		86 23		99 4
	50 16		88 21	SEAL/30X20X150	61 22
ROD/BRAKE/REAR	49 10		147 19		62 25
	50 17	SCREW/M3X0.5X10	115 11		111 5
ROD/DIFF	51 6	SCREW/M4X30	120 10	SEAL/30X20X350	102 14
ROD/HST	39 32		121 20		103 14
	40 32		122 15	SEAL/45X10X315	61 17
ROD/LIFT/LH COMP	89 1	SCREW/M6X16	115 10		62 20
	147 22	SCREW/M6X40	80 45	SEAL/45X50X125	61 23
ROD/LINK COMP	94 4		81 49		62 26
	95 4	SCREW/P	2 6	SEAL/45X50X80	61 24
	97 19	SCREW/RH COMP	89 2		62 27
ROD/M08X465	77 11		89 3	SEAL/47	157 38
	78 15		147 23	SEAL/70X20X680	98 2
	79 29		147 24		99 2
ROD/M08X85	39 17	SCREW/SOCKET	157 46	SEAL/DUST	80 40
	40 17		159 35		81 44
ROD/PISTON	57 2	SCREW/SP	93 31		84 17
	57 2-A		102 4	SEAL/HST SET	159 2
RODEND/A ASSY	73 1		102 13	SEAL/OIL	28 20
	73 1-A		103 4		28 29
	74 1		103 13		47 6
	74 1-A	SCREW/SP/M06X16	102 4-A		64 10
RODEND/B ASSY	73 2		102 12-A		67 10
	73 2-A		103 4-A		67 10-A
	74 2		103 12-A		157 35-A
	74 2-A	SCREW/SP/M06X20	102 13-A		157 36
ROPS/E4 SET	153 1		102 13-B		157 37
	153 1-A		103 13-A		157 39
RUBBER, BUFFER. A	9 13-A		103 13-B		159 4
	10 12-A	SCREW/TAPPING/6X16	100 7		159 8
	11 13-A		101 7		159 9
	12 13-A		104 5	SEAL/OIL ASSY	64 42
RUBBER, HOOK	104 3		104 17		64 60
	104 15		105 5		70 18
	105 3		105 15		70 18-A
	105 13		106 5		70 36

Alphabetical Index

1739-097-100-20

Description	Fig. Key	Description	Fig. Key	Description	Fig. Key
SEAL/OIL ASSY	70 36-A	SHAFT/SLOWRETURN	80 36	SPRING, SHIFTER	34 10
SEAL/PISTON	57 3-A		80 43-A	SPRING, VALVE	158 1
SEAL/WASHER/10	32 4		81 40	SPRING/BOOT	73 7
	33 3		81 47-A		74 7
SEALRING/32	160 3	SHAFT/TRUNNION/S/A	159 14	SPRING/D=6	107 8
SEAT ASSY	107 1	SHAFT/WHEEL	64 57	SPRING/HC015	80 41
SEATSWITCH ASSY	107 3		64 57-A		81 45
SENSOR ASSY	120 12		64 57-B	SPRING/HC017	156 9
	121 3		70 33	SPRING/HC021	157 20
	122 11		70 33-A	SPRING/HC023	31 3
	122 11-A	SHAFT/WHEEL COMP	47 1	SPRING/HC030	157 19
SEPARATERPLATE	160 5	SHIM/0.6/A	3 6	SPRING/HC050	77 18
SHACKLE	85 7		4 6		78 22
	86 7	SHIM/0.6/B	3 7		79 35
	88 7		3 7-A	SPRING/HC053	157 18
	147 8		4 7	SPRING/HC062	84 7
SHAFT	64 66		4 7-A	SPRING/HE086	77 33
	64 67	SHIM/0.9	157 7		78 37
	72 1	SHIM/1.2	3 8		79 14
	72 1-A		4 8	SPRING/HE089	52 4
	72 2	SHIM/2	64 5	SPRING/HE108	39 16
	72 2-A		67 5		40 16
SHAFT, SLOW RETURN	80 43		67 5-A	SPRING/HE117	51 5
	81 47	SHROUD	2 16-B	SPRING/HE126	49 4
SHAFT/4WD	26 6	SHROUD COMP	2 16		50 5
SHAFT/4WD ASSY	65 1		2 16-A	STAY/ARM COMP	97 12
	66 1	SLEEVE/4WD	26 7	STAY/CYLINDER	57 12
SHAFT/ADJUST	94 23	SLEEVE/DIFFLOCK COMP	44 1	STAY/CYLINDER COMP	97 1
	94 23-A	SLEEVE/PTO	28 13	STAY/LEVER COMP	53 1
	95 23	SNAPRING	160 8		53 1-A
	96 17	SNAPRING/32	160 10		54 1
	96 17-A	SNAPRING/85	160 13		54 1-A
SHAFT/BRAKE SET	50 6	SPACER COMP	98 11	STAY/MIRROR COMP	110 3
SHAFT/DIFFLOCK	44 3		99 11	STAY/PIPE COMP	92 44
SHAFT/INPUT SET	15 1	SPOOL/ROTARY/066	156 3		148 53
SHAFT/LIFT	75 17	SPRING	53 10		149 10
SHAFT/LIFT COMP	94 7		54 10	STAY/SEAT/F COMP	107 21
	95 7		98 6		107 21-A
	96 1		99 6		107 21-B
SHAFT/MOTOR	157 11		159 22		108 1
SHAFT/PINION	43 12		159 23		108 1-A
SHAFT/PTO COMP	28 3		160 4		108 1-B
	28 3-A	SPRING, DISK	14 7	STAY/SEAT/FRONT COMP	107 21-C
SHAFT/PTO/MID	28 24	SPRING, SHIFTER	32 5		107 21-D
SHAFT/PUMP	157 10		34 4		107 21-E

Alphabetical Index

Description	Fig. Key	Description	Fig. Key	Description	Fig. Key			
STAY/SEAT/FRONT COMP	108	1-C	SWITCH/PUSH ASSY	121	19	TURNBUCKLE/M10	49	11-A
	108	1-D		122	14		50	18-A
	108	1-E		122	14-A	UNION/STRAIGHT/ ASSY	81	23-A
	109	1		150	8		82	23
STAY/SHIFT/SUB	31	2	SWITCH/TOGGLE ASSY	117	22-A		83	25-A
STAY/STOPPER	77	15		118	22-A		83	28
	78	19		119	21	VALVE	5	4
	79	32		119	21-A	VALVE ASSY	156	1
STAY/UNDER/A COMP	92	38	TANK/FUEL	8	1	VALVE/12V27W	115	3
	148	48		9	1	VALVE/1S-2D ASSY	93	2-A
STAY/UNDER/B COMP	92	39		9	1-A		148	2-A
	148	49		10	1	VALVE/CONTROL ASSY	80	15
STOPPER, PISTON	97	4		11	1		81	15
STRAP, GROUND	123	33		11	1-A		82	15
	124	27-A		12	1		83	15
STUD/M 8X25	80	12		12	1-A	VALVE/CONTROL/2 ASSY	92	1
	81	12	TAPE/10X20	116	13		93	2
	82	12	TERMINAL/BATTER ASSY	13	10		148	2
	83	12		123	39	VALVE/FROCON SET	156	15
SWITCH (STARTER) ASSY	117	4		124	36	VALVE/PTO	84	12
	118	4	THRUST	71	4	VALVE/RELIEF	156	13
SWITCH, HEAD LAMP	119	3	TIRE/18X8.50/LH ASSY	143	1	VALVE/RELIEF SET	157	47
	119	3-A	TIRE/18X8.50/RH ASSY	143	6	VALVE/REMOTE/2D SET	148	1
	117	22	TIRE/18X8.50-4PR	143	3		148	1-A
	118	22		143	8	VALVE/S/A	159	24
SWITCH, STOP	121	9	TIRE/26X12.0/LH ASSY	139	1		159	25
	122	9	TIRE/26X12.0/RH ASSY	139	6	VALVE/TIRE	139	4
	122	9-A	TIRE/26X12.0-4PR	139	3		139	9
SWITCH/COMBI/E3 ASSY	117	9		139	8		140	4
SWITCH/COMBINATION/E	117	9-A	TIRE/2WD/18X8.5 ASSY	145	1		143	4
	117	9-B	TIRE/TURF/18X8.50	144	1		143	9
	117	9-C		144	3		144	4
	118	9		145	3		145	4
	119	8	TIRE/TURF/26X12.0	140	1	VALVE/TYRE ASSY	139	4-A
	119	8-A		140	3		139	9-A
	119	8-B	TRAY/BOTTLE	104	6		140	4-A
	119	8-C	TRIM/140	2	34		143	4-A
	119	8-D	TRIM/1X6X360	98	5		143	9-A
	119	8-E		99	5		144	4-A
SWITCH/HAZARD ASSY	118	35	TRIM/200	100	5		145	4-A
	119	27		101	5	VIS	158	3
	119	27-A	TRIM/320	61	20	WASHER	2	13
SWITCH/LEVER ASSY	122	19		62	23		77	31
	122	19-A	TUBE/120	123	45		78	35
SWITCH/PUSH ASSY	120	9		124	41		79	12

Alphabetical Index


1739-097-100-20

Description	Fig. Key	Description	Fig. Key	Description	Fig. Key	
WASHER	92 11	WASHER / M6	77 22	WASHER, PL/M 8	100 11	
	92 14		78 26		100 13	
	93 12		79 3		104 9	
	93 15		124 19		104 19	
	94 16		53 4		105 7	
	95 16		53 18		105 17	
	96 10		54 4		106 7	
	104 10		54 18		114 5	
	104 20		94 12		WASHER, PL/M14	97 23
	105 8		94 26		WASHER, PL/M18	71 5
	105 18		95 12		WASHER, PULLEY	71 7
	106 8		95 26		WASHER, SP/M 6	13 6
	107 25		96 6			39 28
	108 5		96 20			40 28
	109 5		98 17			49 8
	117 14		99 17			50 11
	117 19		99 18			80 19
	117 25-A		100 14			80 46
	117 26		115 5			81 19
	118 14		39 10		WASHER, BINDING SHAFT	81 50
	118 19		40 10			82 19
	118 25-A		116 12		WASHER, PL/M 4	83 19
	118 26		1 8		WASHER, PL/M 8	107 7
	119 13		6 7			115 12
	119 13-A		7 13			124 18
	119 18		38 4		WASHER, SP/M 8	1 7
	119 24		39 40			6 6
	119 24-A		40 40			7 12
	148 18		50 14			39 35
	148 21		51 7			40 35
	149 6		53 6			53 14
	159 40		53 21			54 14
	160 9		53 25			76 14
	WASHER / M16		39 29		54 6	76 21
			40 29		54 21	78 9
			64 70		54 25	79 23
68 5		77 14	80 14			
68 5-A		77 25	81 14			
69 6		78 10	82 14			
126 13		78 18	83 14			
154 6		78 29	WASHER, SP/M10	1 4		
WASHER / M6		13 7	79 6	3 13		
		14 2	79 24	4 17		
	44 5	79 31	4 17-A			
	51 11	79 36	4 17-B			

Alphabetical Index

1739-097-100-20

Description	Fig. Key	Description	Fig. Key	Description	Fig. Key	
WASHER, SP/M10	15 9	WASHER, SP/M14	128 4	WASHER/9X32X2	105 9	
	20 7		128 7		105 19	
	22 5		129 5		106 9	
	23 5		129 8		107 9	
	43 6		151 4	WASHER/LOCK	3 4	
	73 9		151 7		4 4	
	74 9		151 14	WASHER/M10	14 8	
	75 26		152 3		20 8	
	76 13		153 6		22 6	
	76 19		154 14		23 6	
	107 29	WASHER, SP/M16	89 10		49 14	
	123 31		126 12		50 21	
	124 25		147 31		52 2	
	WASHER, SP/M12	16 7		154 5		58 6
		17 6	WASHER/06X16X01	102 5		107 30
18 7			102 12		123 32	
19 8			103 5		124 26	
63 3			103 12	WASHER/PINION	43 14	
64 28		WASHER/12X26X04	98 18	WASHER/THRUST/8X16	156 20	
64 35			99 19	WHEEL/12X10.5 COMP	139 2	
70 4		WASHER/12X26X06	58 4		139 7	
70 4-A		WASHER/13X18X01	117 25		140 2	
70 11			118 25	WHEEL/8.0X7.0 COMP	143 2	
70 11-A		WASHER/13X26X06	94 27		143 7	
94 3			95 27		144 2	
95 3			96 21		145 2	
97 18		WASHER/13X42X01	73 4	WHEEL/STEERING ASSY	55 1	
141 3			74 4		56 1	
142 3		WASHER/15X30X05	97 10	WIRE, LEAD	123 28-A	
155 3		WASHER/18X28X02	38 8		124 22-A	
WASHER, SP/M14		61 6	WASHER/24X9X3.2	3 16	YOKE/CLAMP	15 4
		62 6		4 14		65 4
		85 19		39 10-A		66 4
	86 19		40 10-A	YOKE/FLANGE	15 6	
	87 3	WASHER/25X30X1	157 40	YOKE/SHAFT	15 5	
	88 17	WASHER/27X36X03	64 59		65 5	
	90 3		70 35		66 5	
	91 3		70 35-A	YOKE/SLEEVE	15 7	
	125 4	WASHER/28X37X2	51 3		65 6	
	125 7	WASHER/38X52X01	43 15		66 6	
	125 13	WASHER/6X14X3	100 4			
	126 4		101 4			
	127 5	WASHER/6X24X2	110 6			
	127 8	WASHER/9X32X2	104 11			
	127 14		104 21			



**Yvan Béal - 21, av. de l'Agriculture - B.P 16
Z.I. du Brézet - 63014 Clermont-Ferrand Cedex 2
Tél : 04 73 91 93 51 - Télécopie : 04 73 90 23 11
www.yvanbeal.fr - E-mail : info@yvanbeal.fr
R.C.S. B 304 973 886 - S.A.S. au capital de 612 000 €**